

# Commutation relations for two-sided radial SLE

Yilin Wang\*      Hao Wu†

May 14, 2024

## Abstract

We study the commutation relation for 2-radial SLE in the unit disc starting from two boundary points. We follow the framework introduced by Dubédat [7]. Under an additional requirement of the interchangeability of the two curves, we classify all locally commuting 2-radial  $\text{SLE}_\kappa$  for  $\kappa \in (0, 4]$ : it is either a two-sided radial  $\text{SLE}_\kappa$  with spiral of constant spiraling rate or a chordal  $\text{SLE}_\kappa$  weighted by a power of the conformal radius of its complement. Namely, for fixed  $\kappa$  and starting points, we have exactly two one-parameter continuous families of locally commuting 2-radial SLE. Two-sided radial SLE with spiral is a generalization of two-sided radial SLE (without spiral) analyzed in [9, 10, 16, 19] and satisfies the resampling property. We define it by weighting two independent radial SLEs by a two-time parameter martingale. However, unlike in the chordal case, the resampling property does not uniquely determine the pair due to the additional degree of freedom in the spiraling rate. We also discuss the semiclassical limit of the commutation relation as  $\kappa \rightarrow 0$ .

**Keywords:** Schramm–Loewner evolution, commutation relation, resampling property.  
**MSC:** 60J67.

## 1 Introduction

### 1.1 Background on radial SLE

In 1999, O. Schramm [29] introduced the Schramm–Loewner evolution (SLE) as the non-self-crossing random curve driven by a multiple of Brownian motion using Loewner’s transform. This definition is motivated by a quest to describe mathematically the random interfaces in two-dimensional critical lattice models, which satisfy the *conformal invariance* and the *domain Markov property*. These properties impose that the chordal Loewner driving function of such a random interface has to be a multiple of Brownian motion, hence justifying the definition of chordal SLE. Indeed, SLEs are proved to be the scaling limit of interfaces in many conformally invariant statistical mechanics models, e.g., [4, 5, 18, 30, 31, 34], and play a central role in random conformal geometry.

---

\*yilin@ihes.fr Institut des Hautes Études Scientifiques, Bures-sur-Yvette, France

†hao.wu.proba@gmail.com Tsinghua University, Beijing, China

However, to characterize the other natural variant — radial SLE — one needs an additional condition on the reflection symmetry. As we are mainly concerned with radial SLE in the present article, let us briefly describe its definition and characterization. We will describe the radial Loewner chain in  $(\mathbb{D}; 0)$ , where  $\mathbb{D} = \{z \in \mathbb{C} \mid |z| < 1\}$ . Radial Loewner chain in other simply connected domain  $D \subset \mathbb{C}$  with a marked interior point  $z_0 \in D$ , is defined via a conformal map from  $\mathbb{D}$  onto  $D$  sending 0 to  $z_0$ .

**Conformal radius and capacity.** For any compact subset  $K$  (not necessarily connected) of  $\overline{\mathbb{D}}$  such that  $\mathbb{D} \setminus K$  is simply connected and contains 0, we let  $g_K$  be the unique conformal map  $\mathbb{D} \setminus K \rightarrow \mathbb{D}$  such that  $g_K(0) = 0$  and  $g'_K(0) > 0$  (called *the radial mapping-out function* of  $K$ ). The *conformal radius* of  $\mathbb{D} \setminus K$  is

$$\text{CR}(\mathbb{D} \setminus K) := (g'_K(0))^{-1}.$$

The *capacity* of  $K$  is

$$\text{cap}(K) = \log g'_K(0) = -\log \text{CR}(\mathbb{D} \setminus K).$$

**Radial Loewner chain.** For  $\theta \in [0, 2\pi)$ , suppose  $\eta : [0, T] \rightarrow \overline{\mathbb{D}}$  is a continuous non-self-crossing curve such that  $\eta_0 = e^{i\theta}$  and  $\eta_{(0,T)} \subset \mathbb{D} \setminus \{0\}$ . Let  $D_t$  be the connected component of  $\mathbb{D} \setminus \eta_{[0,t]}$  containing the origin. Let  $g_t : D_t \rightarrow \mathbb{D}$  be the unique conformal map with  $g_t(0) = 0$  and  $g'_t(0) > 0$ . We say that the curve is parameterized by capacity if  $g'_t(0) = \exp(t)$ . Then  $g_t$  satisfies the radial Loewner equation

$$\partial_t g_t(z) = g_t(z) \frac{e^{i\xi_t} + g_t(z)}{e^{i\xi_t} - g_t(z)}, \quad g_0(z) = z, \quad (1.1)$$

where  $t \mapsto \xi_t \in \mathbb{R}/2\pi\mathbb{Z}$  is continuous and called the *driving function* of  $\eta$ . We note that if  $z = e^{iV_0} \in \partial\mathbb{D}$ , then taking a continuous branch  $V_t := \arg g_t(e^{i\theta})$ , we have

$$\partial_t V_t(z) = \cot((V_t - \xi_t)/2). \quad (1.2)$$

**Characterization of radial SLE.** Consider a family  $(\mathbb{P}_\theta)_{\theta \in \mathbb{R}/2\pi\mathbb{Z}}$  of probability distributions on curves  $\eta : [0, \infty) \rightarrow \overline{\mathbb{D}}$  with  $\eta_0 = e^{i\theta}$  and parametrized by capacity satisfies the following properties:

1. (*Conformal invariance*) For all  $a \in \mathbb{R}/2\pi\mathbb{Z}$ , let  $\rho_a(z) = e^{ia}z$  be the rotation map  $\mathbb{D} \rightarrow \mathbb{D}$ . For all  $a, \theta \in \mathbb{R}/2\pi\mathbb{Z}$ , the pullback measure  $\rho_a^* \mathbb{P}_\theta = \mathbb{P}_{\theta-a}$ . From this, we may extend the definition of  $\mathbb{P}_\theta$  to any simply connected domain  $D$  with an interior marked point  $z_0$  by pulling back using a uniformizing conformal map  $D \rightarrow \mathbb{D}$  sending  $z_0$  to 0.
2. (*Domain Markov property*) For any  $t > 0$ ,  $\theta \in \mathbb{R}/2\pi\mathbb{Z}$ , let  $\eta \sim \mathbb{P}_\theta$ . Conditioning on  $\eta|_{[0,t]}$ ,  $g_t(\eta_{[t,\infty)}) \sim \mathbb{P}_{\xi_t}$  where  $\xi_t$  is the driving function of  $\eta$ . See Figure 1.
3. (*Reflection symmetry*) Let  $\iota : z \mapsto \bar{z}$  be the complex conjugation, then  $\mathbb{P}_\theta \sim \iota^* \mathbb{P}_{-\theta}$ .

Then there exists  $\kappa \geq 0$  such that for all  $\theta$ , the driving function of  $\eta \sim \mathbb{P}_\theta$  is  $t \mapsto \theta + \sqrt{\kappa} B_t$  modulo  $2\pi\mathbb{Z}$ , where  $B_t$  is the standard Brownian motion. This follows from the fact that  $(\sqrt{\kappa} B)_{\kappa \geq 0}$  are the only continuous Lévy processes  $W$  that have the same law under the

transformation  $W \mapsto -W$ . In this case, as  $t \rightarrow \infty$ ,  $\eta_t \rightarrow 0$  almost surely. The distribution  $\mathbb{P}_\theta$  is the law of the *radial*  $\text{SLE}_\kappa$  in  $\mathbb{D}$  starting from  $e^{i\theta}$ . We also call it radial  $\text{SLE}_\kappa$  in  $(\mathbb{D}; e^{i\theta}; 0)$  for short.

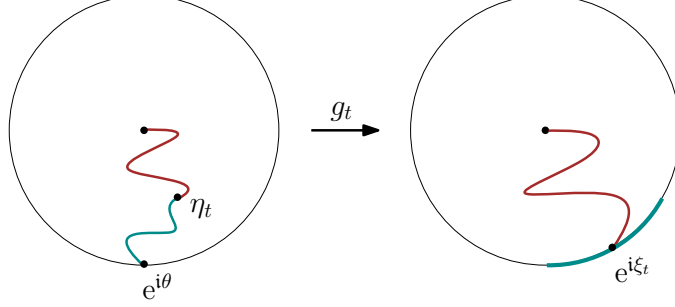


Figure 1: Domain Markov property of radial SLE.

The third assumption on the reflection symmetry is natural for conformally invariant and achiral statistical mechanics models. However, one may also wonder what happens without the reflection symmetry, this means that the law of the driving function is no longer required to be invariant with respect to  $W \mapsto -W$ . From the classification of continuous Lévy processes, we obtain that there exists  $\kappa \geq 0$  and  $\mu \in \mathbb{R}$  such that for all  $\theta$ , the driving function of  $\eta \sim \mathbb{P}_\theta$  is

$$t \mapsto \theta + \sqrt{\kappa}B_t + \mu t \quad (\text{mod } 2\pi\mathbb{Z}).$$

The curve generated is called *radial  $\text{SLE}_\kappa$  with spiraling rate  $\mu$*  starting from  $e^{i\theta}$  and we denote it as radial  $\text{SLE}_\kappa^\mu$  in  $(\mathbb{D}; e^{i\theta}; 0)$ . It was shown in [24] that almost surely,  $\eta_t \rightarrow 0$  as  $t \rightarrow \infty$  for all  $\kappa > 0$  and  $\mu \in \mathbb{R}$ .

## 1.2 Locally commuting 2-radial SLE

Random curves in  $(\mathbb{D}; e^{i\theta}; 0)$  satisfying conformal invariance and domain Markov property are easily characterized thanks to the fact all simply connected domains (excluding  $\mathbb{C}$ ) with one marked interior point and one marked boundary point are conformally equivalent.

If we consider the radial Loewner chain of two curves growing from two distinct boundary points  $e^{i\theta_1}, e^{i\theta_2} \in \partial\mathbb{D}$ , then we have a one-dimensional moduli space of the boundary data. The goal of this work is to characterize and identify the family of local laws  $\mathbb{P}_{(\theta_1, \theta_2)}$  of the pair of continuous non-self-crossing curves  $(\eta^{(1)}, \eta^{(2)})$  in  $\mathbb{D}$  starting from all possible choices of  $e^{i\theta_1}, e^{i\theta_2} \in \partial\mathbb{D}$  under the following axioms.

For this, we first parameterize  $\eta^{(1)}, \eta^{(2)}$  by their intrinsic radial capacities and consider the associated Loewner chains  $g^{(1)}$  and  $g^{(2)}$  respectively. For all  $\mathbf{t} = (t_1, t_2) \in \mathbb{R}_{>0}^2$ , let  $g_{\mathbf{t}}$  be the radial mapping-out function of  $\eta_{\mathbf{t}} := \eta_{[0, t_1]}^{(1)} \cup \eta_{[0, t_2]}^{(2)}$ .

**(CI) Conformal invariance:** For all  $a \in \mathbb{R}/2\pi\mathbb{Z}$  and  $\theta_1, \theta_2 \in \mathbb{R}/2\pi\mathbb{Z}$ , the pullback measure  $\rho_a^* \mathbb{P}_{(\theta_1, \theta_2)} = \mathbb{P}_{(\theta_1 - a, \theta_2 - a)}$ . From this, we may extend the definition of  $\mathbb{P}_{\theta_1, \theta_2}$

to any simply connected domain  $D$  with an interior marked point  $z_0$  by pulling back using a uniformizing conformal map  $D \rightarrow \mathbb{D}$  sending  $z_0$  to 0.

**(DMP) Domain Markov property:** Conditioning on  $\eta_{\mathbf{t}}$ ,

$$\left(g_{\mathbf{t}}(\eta^{(1)} \setminus \eta_{[0,t_1]}^{(1)}), g_{\mathbf{t}}(\eta^{(2)} \setminus \eta_{[0,t_2]}^{(2)})\right) \sim \mathbb{P}_{\left(\theta_{\mathbf{t}}^{(1)}, \theta_{\mathbf{t}}^{(2)}\right)},$$

where  $(\exp(i\theta_{\mathbf{t}}^{(1)}), \exp(i\theta_{\mathbf{t}}^{(2)})) = (g_{\mathbf{t}}(\eta_{t_1}^{(1)}), g_{\mathbf{t}}(\eta_{t_2}^{(2)}))$ .

**(MARG) Marginal laws:** There exists  $\kappa > 0$  such that the marginal local law of  $\eta^{(j)}$  is “absolutely continuous” with respect to an  $\text{SLE}_{\kappa}$  for  $j = 1, 2$ .

**(INT) Interchangeability condition:** Let  $\tau$  be the map which swaps  $\eta^{(1)}$  and  $\eta^{(2)}$ . We have  $\mathbb{P}_{(\theta_1, \theta_2)} = \tau^* \mathbb{P}_{(\theta_2, \theta_1)}$ .

See Section 2.1 for a more precise statement of the axioms. We note that since  $g_{\mathbf{t}}$  is parametrized by two times  $t_1, t_2$ , the condition **(DMP)** implies that  $g_{\mathbf{t}}$  may be realized by first mapping out  $\eta_{[0,t_1]}^{(1)}$  using  $g_{t_1}^{(1)}$ , then mapping out  $g_{t_1}^{(1)}(\eta_{[0,t_2]}^{(2)})$ , or vice versa. The image has the same law regardless of the order in which we map out the curves. This observation gives a **commutation relation** on the infinitesimal generators of the two curves (Proposition 2.2). Therefore, we call the family of the laws  $(\mathbb{P}_{(\theta_1, \theta_2)})$  as an *interchangeable and locally commuting 2-radial  $\text{SLE}_{\kappa}$* .

These conditions and our analysis are very close to the commutation relation of SLE studied by Dubédat in [7], which focuses on classifying all locally commuting chordal SLEs. Dubédat also derived the commutation relation in the radial setting in terms of the generators of radial SLE. Our main contribution is to find all solutions to the radial commutation relation and identify all interchangeable and locally commuting 2-radial  $\text{SLE}_{\kappa}$ .

### 1.3 Main result: A classification

The goal of this article is to classify all locally commuting 2-radial SLE with the interchangeability condition **(INT)**. Similar to the analysis in [7], we also show that the conditions **(CI)**, **(DMP)**, and **(MARG)** imply that there exists  $\mathcal{Z} : \{(\theta_1, \theta_2) \in \mathbb{R}^2 \mid \theta_1 < \theta_2 < \theta_1 + 2\pi\} \rightarrow \mathbb{R}_{>0}$ , called *partition function* which encodes the family of distributions  $\mathbb{P}_{(\theta_1, \theta_2)}$ . See Section 2 for more details.

**Theorem 1.1.** *Fix  $\kappa \in (0, 8)$ . Suppose  $\mathcal{Z}$  is the partition function for an interchangeable and locally commuting 2-radial  $\text{SLE}_{\kappa}$ . Then  $\mathcal{Z}$  is one of the following two functions:*

1. *There exists  $\mu \in \mathbb{R}$  such that, up to a multiplicative constant,  $\mathcal{Z}$  is the same as*

$$\mathcal{G}_{\mu}(\theta_1, \theta_2) = (\sin((\theta_2 - \theta_1)/2))^{2/\kappa} \exp\left(\frac{\mu}{\kappa}(\theta_1 + \theta_2)\right). \quad (1.3)$$

*In this case, when  $\kappa \in (0, 4]$ , the law of the corresponding locally commuting 2-radial  $\text{SLE}_{\kappa}$  is the same as two-sided radial  $\text{SLE}_{\kappa}$  with spiraling rate  $\mu$ , see Section 1.4 and Section 3.2.*

2. There exists  $\alpha < 1 - \kappa/8$  such that, up to a multiplicative constant,  $\mathcal{Z}$  is the same as

$$\mathcal{Z}_\alpha(\theta_1, \theta_2) = (\sin((\theta_2 - \theta_1)/2))^{(\kappa-6)/\kappa} \phi_\alpha \left( (\sin((\theta_2 - \theta_1)/4))^2 \right), \quad (1.4)$$

where  $\phi_\alpha$  is the unique solution to the following Euler's hypergeometric differential equation

$$\begin{cases} u(1-u)\phi''(u) - \frac{3\kappa-8}{2\kappa}(2u-1)\phi'(u) + \frac{8\alpha}{\kappa}\phi(u) = 0, & u \in (0,1); \\ \phi(1/2) = 1, & \phi'(1/2) = 0. \end{cases} \quad (1.5)$$

In this case, the law of the corresponding locally commuting 2-radial  $\text{SLE}_\kappa$  is the same as  $\gamma$  chordal  $\text{SLE}_\kappa$  in  $\mathbb{D}$  weighted by  $\text{CR}(\mathbb{D} \setminus \gamma)^{-\alpha}$ , where  $\text{CR}(\mathbb{D} \setminus \gamma)$  denotes the conformal radius of the connected component of  $\mathbb{D} \setminus \gamma$  containing the origin, see Section 3.3.

We classify  $\mathcal{Z}$  for all  $\kappa \in (0, 8)$  in Theorem 2.4. Both  $\mathcal{G}_\mu$  in (1.3) and  $\mathcal{Z}_\alpha$  in (1.4) are solutions to “radial BPZ equations” (or “BPZ-Cardy equations” in [14], see also [15]):

$$\begin{aligned} \frac{\kappa}{2} \frac{\partial_{11}\mathcal{Z}}{\mathcal{Z}} + \cot((\theta_2 - \theta_1)/2) \frac{\partial_2\mathcal{Z}}{\mathcal{Z}} - \frac{(6-\kappa)/(4\kappa)}{(\sin((\theta_2 - \theta_1)/2))^2} &= F, \\ \frac{\kappa}{2} \frac{\partial_{22}\mathcal{Z}}{\mathcal{Z}} - \cot((\theta_2 - \theta_1)/2) \frac{\partial_1\mathcal{Z}}{\mathcal{Z}} - \frac{(6-\kappa)/(4\kappa)}{(\sin((\theta_2 - \theta_1)/2))^2} &= F, \end{aligned}$$

where  $\partial_i$  is the partial derivative with respect to  $\theta_i$  and  $F$  is a constant:

$$\begin{aligned} F &= \frac{\mu^2 - 3}{2\kappa} \geq -\frac{3}{2\kappa}, & \text{when } \mathcal{Z} = \mathcal{G}_\mu, \\ F &= \frac{(6-\kappa)(\kappa-2)}{8\kappa} - \alpha > -\frac{3}{2\kappa}, & \text{when } \mathcal{Z} = \mathcal{Z}_\alpha. \end{aligned}$$

To identify and define the corresponding locally commuting 2-radial SLE for  $\mathcal{G}_\mu$ , we assume that  $\kappa \in (0, 4]$  so that the two curves are disjoint apart from their endpoints. See Definition 1.2 and Corollary 3.6. Nevertheless for  $\mathcal{Z}_\alpha$ , we allow  $\kappa \in (0, 8)$ . See Corollary 3.12. In general, partition function  $\mathcal{Z}_\alpha$  in (1.4) involves hypergeometric function and is not explicit; but when  $\kappa = 4$ , such function has a simple explicit expression, see Remark 2.6.

The interchangeability condition **(INT)** considerably simplifies our classification, see Section 2.3 and, in particular, Lemma 2.5. In Remark 3.13, we give an example of locally commuting radial 2-SLE without **(INT)**.

We also discuss the commutation relation when  $\kappa = 0$ , the corresponding deterministic pair of curves, and the semiclassical limit  $\kappa \rightarrow 0+$  in Section 4. We mention that a similar semiclassical limit of the partition functions for multichordal SLE was considered in [2, 26].

## 1.4 Two-sided radial SLE with spiral

We define two-sided radial  $\text{SLE}_\kappa$  with spiraling rate  $\mu$  from weighting two independent radial  $\text{SLE}_\kappa$  by a two-time-parameter local martingale  $M_t(\mathcal{G}_\mu)$ . As the definition of  $M_t(\mathcal{G}_\mu)$  involves heavy notations, we postpone it to Section 3.2.

**Definition 1.2.** Fix  $\kappa \in (0, 4]$  and  $\theta_1 < \theta_2 < \theta_1 + 2\pi$ . For  $\mu \in \mathbb{R}$ , we define  $\mathcal{G}_\mu$  as in (1.3). Let  $\mathbb{P}$  denote the probability measure under which  $(\eta^{(1)}, \eta^{(2)})$  are two independent radial SLE $_\kappa$  in  $\mathbb{D}$  starting from  $e^{i\theta_1}$  and  $e^{i\theta_2}$  respectively. We define  $M_t(\mathcal{G}_\mu)$  as (3.3) in Lemma 3.5 and denote by  $\mathbb{P}(\mathcal{G}_\mu)$  the probability measure obtained by tilting  $\mathbb{P}$  by  $M_t(\mathcal{G}_\mu)$  and call it two-sided radial SLE $_\kappa$  with spiraling rate  $\mu$  in  $(\mathbb{D}; e^{i\theta_1}, e^{i\theta_2}; 0)$ .

When the spiraling rate is 0, we obtain the standard two-sided radial SLE analyzed in [9, 10, 16, 19].

**Theorem 1.3** (Resampling property). Fix  $\kappa \in (0, 4]$ ,  $\mu \in \mathbb{R}$  and  $\theta_1 < \theta_2 < \theta_1 + 2\pi$ . Suppose  $(\eta^{(1)}, \eta^{(2)}) \sim \mathbb{P}(\mathcal{G}_\mu)$  is two-sided radial SLE $_\kappa$  with spiraling rate  $\mu$  as in Definition 1.2, we have the followings.

- The marginal law of  $\eta^{(1)}$  is radial SLE $_\kappa^\mu(2)$  in  $\mathbb{D}$  starting from  $e^{i\theta_1}$  with force point  $e^{i\theta_2}$  and spiraling rate  $\mu$ . Its radial Loewner driving function  $\xi_t$  solves the following SDE:

$$\begin{cases} \xi_0 = \theta_1, V_0 = \theta_2, \\ d\xi_t = \sqrt{\kappa} dB_t + \cot((\xi_t - V_t)/2) dt + \mu dt, \\ dV_t = \cot((V_t - \xi_t)/2) dt. \end{cases}$$

It is a continuous curve in  $\mathbb{D}$  from  $e^{i\theta_1}$  to the origin. See Section 3.1.

- Given  $\eta^{(1)}$ , the conditional law of  $\eta^{(2)}$  is chordal SLE $_\kappa$  in  $\mathbb{D} \setminus \eta^{(1)}$  from  $e^{i\theta_2}$  to 0.

The same is true when we interchange  $\eta^{(1)}$  and  $\eta^{(2)}$ .

Radial SLE with spiral appears as a flow line in the setup of imaginary geometry [24]. Furthermore, two-sided radial SLE $_\kappa$  with spiraling rate  $\mu$  can be viewed as a pair of flow lines of

$$\Gamma + \frac{(8 - \kappa)}{2\sqrt{\kappa}} \arg(\cdot) + \mu \log |\cdot|,$$

where  $\Gamma$  is a GFF in  $\mathbb{D}$  with properly chosen boundary data, and the angles of the two flow lines are also chosen properly. Using such coupling, one is able to derive the resampling property in Theorem 1.3, see [24, Prop. 3.28]. However, our proof of the resampling property in Section 3.2 does not use the coupling with imaginary geometry. We derive it directly using a refined analysis of the Radon-Nikodym derivative  $M_t(\mathcal{G}_\mu)$  in Definition 1.2.

## 1.5 Commutation relation and resampling property

Let  $D \subset \mathbb{C}$  be a simply connected domain and let  $x_1, x_2$  be distinct prime ends of  $\partial D$ . We denote by  $\mathfrak{X}(D; x_1, x_2)$  the set of continuous non-self-crossing curves in  $D$  from  $x_1$  to  $x_2$ . We recall the definition of the chordal SLE in the upper half-plane  $(\mathbb{H}; 0, \infty)$  in Appendix B. For other simply connected domain  $(D; x_1, x_2)$ , chordal SLE in  $(D; x_1, x_2)$  is a random curve in  $\mathfrak{X}(D; x_1, x_2)$  defined by mapping chordal SLE in  $(\mathbb{H}; 0, \infty)$  conformally from  $\mathbb{H}$  onto  $D$  sending 0 to  $x_1$  and  $\infty$  to  $x_2$ . Let  $D \subset \mathbb{D}$  be a simply connected domain containing 0 and let  $x_1, x_2$  be distinct prime ends of  $\partial D$ . We denote by  $\mathfrak{X}(D; x_1, x_2; 0)$  the set of

pairs of continuous simple curves  $(\eta^{(1)}, \eta^{(2)})$  in  $D$  such that  $\eta^{(1)}$  goes from  $x_1$  to 0 and  $\eta^{(2)}$  goes from  $x_2$  to 0 and  $\eta^{(1)} \cap \eta^{(2)} = \{0\}$ . We say that a law on  $(\eta^{(1)}, \eta^{(2)}) \in \mathfrak{X}(D; x_1, x_2; 0)$  satisfies *resampling property* if

- the conditional law of  $\eta^{(2)}$  given  $\eta^{(1)}$  is a chordal  $\text{SLE}_\kappa$  in  $(D \setminus \eta^{(1)}; x_2, 0)$ ,
- and the conditional law of  $\eta^{(1)}$  given  $\eta^{(2)}$  is a chordal  $\text{SLE}_\kappa$  in  $(D \setminus \eta^{(2)}; x_1, 0)$ .

In this section, we will discuss the connection between commutation relation and resampling property. From Theorem 1.3, for each  $\mu \in \mathbb{R}$ , two-sided radial  $\text{SLE}_\kappa$  with spiraling rate  $\mu$  satisfies resampling property. Combining with Theorem 1.1, we find that commutation relation implies resampling property.

**Corollary 1.4.** *Fix  $\kappa \in (0, 4]$  and  $\theta_1 < \theta_2 < \theta_1 + 2\pi$ . An interchangeable and locally commuting 2-radial  $\text{SLE}_\kappa$  in  $\mathfrak{X}(\mathbb{D}; e^{i\theta_1}, e^{i\theta_2}; 0)$  is a two-sided radial  $\text{SLE}_\kappa$  with spiral. Consequently, they all satisfy the resampling property.*

One may wonder whether the resampling property implies the commutation relation. Before we answer this question, we first summarize the scenario in the chordal case.

Let  $D \subset \mathbb{C}$  be a simply connected domain and let  $x_1, x_2, y$  be distinct prime ends of  $\partial D$  lying on  $\partial D$  in counterclockwise order. We denote by  $\mathfrak{X}(D; x_1, x_2; y)$  the set of pairs of continuous simple curves  $(\eta^{(1)}, \eta^{(2)})$  in  $D$  such that  $\eta^{(1)}$  goes from  $x_1$  to  $y$  and  $\eta^{(2)}$  goes from  $x_2$  to  $y$  and  $\eta^{(1)} \cap \eta^{(2)} = \{y\}$ . We say that a law on  $(\eta^{(1)}, \eta^{(2)}) \in \mathfrak{X}(D; x_1, x_2; y)$  satisfies *resampling property* in chordal if the conditional law of  $\eta^{(2)}$  given  $\eta^{(1)}$  is the same as chordal  $\text{SLE}_\kappa$  in  $(D \setminus \eta^{(1)}; x_2, y)^1$ , and the conditional law of  $\eta^{(1)}$  given  $\eta^{(2)}$  is the same as chordal  $\text{SLE}_\kappa$  in  $(D \setminus \eta^{(2)}; x_1, y)$ . Such resampling property uniquely determines the law on pairs of continuous simple curves: for each  $\kappa \in (0, 4]$ , there exists a unique probability measure on  $\mathfrak{X}(D; x_1, x_2; y)$  with resampling property, and the marginal of  $\eta^{(1)}$  is chordal  $\text{SLE}_\kappa(2)$  in  $D$  from  $x_1$  to  $y$  with force point  $x_2$  and the marginal law of  $\eta^{(2)}$  is chordal  $\text{SLE}_\kappa(2)$  in  $D$  from  $x_2$  to  $y$  with force point  $x_1$ , see [22, Sect. 4]. See [3, 25, 37] for analogous conclusions in more general setting in chordal. In particular, the resampling property does imply the commutation relation in the chordal setting.

Now, let us come back to the radial case. Different from the chordal case, the resampling property does NOT imply commutation relation in the radial case. As we see from Theorem 1.3 that, for each  $\mu \in \mathbb{R}$ , two-sided radial  $\text{SLE}_\kappa$  with spiraling rate  $\mu$  satisfies resampling property. Consequently, any linear combination of two-sided radial  $\text{SLE}_\kappa$  with different spiraling rates also satisfies the resampling property. However, such a linear combination no longer satisfies commutation relation.

## 2 Partition functions of locally commuting 2-radial SLE

In this section, we give the precise definition of locally commuting 2-radial SLE mentioned briefly in the introduction. We also define and classify the partition functions.

---

<sup>1</sup>More precisely, this is chordal  $\text{SLE}_\kappa$  in the connected component of  $D \setminus \eta^{(1)}$  that has  $x_2$  on the boundary, and it goes from  $x_2$  to  $y$ .

## 2.1 Definition of locally commuting 2-radial SLE

Let  $D \subset \mathbb{D}$  be a simply connected domain containing 0 and let  $x_1, x_2$  be distinct prime ends of  $\partial D$ . Let  $U_1, U_2$  be, respectively, closed neighborhoods of  $x_1$  and  $x_2$  in  $D$  that do not contain 0 and such that  $U_1 \cap U_2 = \emptyset$ . We will consider probability measures  $\mathbb{P}_{(D; x_1, x_2)}^{(U_1, U_2)}$  on pairs of unparametrized continuous curves in  $U_1$  and  $U_2$  starting from  $x_1$  and  $x_2$ , and exiting  $U_1$  and  $U_2$  almost surely. We call that such a family of measures indexed by different choices of  $(U_1, U_2)$  *compatible* if for all  $U_1 \subset U'_1$  and  $U_2 \subset U'_2$ , we have  $\mathbb{P}_{(D; x_1, x_2)}^{(U_1, U_2)}$  is obtained from restricting the curves under  $\mathbb{P}_{(D; x_1, x_2)}^{(U'_1, U'_2)}$  to the part before first exiting the subdomains  $U_1$  and  $U_2$ .

The *locally commuting 2-radial SLE $_\kappa$*  is a compatible family of measures  $\mathbb{P}_{(D; x_1, x_2)}^{(U_1, U_2)}$  on pairs of continuous non-self-crossing curves  $(\eta^{(1)}, \eta^{(2)})$  for all  $D, (x_1, x_2)$ , and  $(U_1, U_2)$  as above that satisfy additionally the **(CI)**, **(DMP)**, **(MARG)** conditions below. We say that a locally commuting 2-radial SLE $_\kappa$  is *interchangeable* if it satisfies further the condition **(INT)**.

**(CI) Conformal invariance:** If  $\varphi : D \rightarrow D'$  is a conformal map fixing 0, then the pullback measure

$$\varphi^* \mathbb{P}_{(D'; \varphi(x_1), \varphi(x_2))}^{(\varphi(U_1), \varphi(U_2))} = \left( \mathbb{P}_{(D; x_1, x_2)}^{(U_1, U_2)} \right).$$

Therefore, it suffices to describe the measure when  $(D; x_1, x_2) = (\mathbb{D}; e^{i\theta_1}, e^{i\theta_2})$ .

**(DMP) Domain Markov property:** Let  $(\eta^{(1)}, \eta^{(2)}) \sim \mathbb{P}_{(\mathbb{D}; e^{i\theta_1}, e^{i\theta_2})}^{(U_1, U_2)}$  and we parametrize  $\eta^{(1)}$  and  $\eta^{(2)}$  by their own capacity in  $\mathbb{D}$ . Let  $\mathbf{t} = (t_1, t_2)$ , such that  $t_j$  is a stopping time for  $\eta^{(j)}$  and  $\eta_{[0, t_j]}^{(j)}$  is contained in the interior of  $U_j$ . Let

$$\tilde{U}_j = U_j \setminus \eta_{[0, t_j]}^{(j)}, \quad \tilde{\eta}^{(j)} = \eta^{(j)} \setminus \eta_{[0, t_j]}^{(j)}, \quad j = 1, 2; \quad \tilde{D} = \mathbb{D} \setminus (\eta_{[0, t_1]}^{(1)} \cup \eta_{[0, t_2]}^{(2)}).$$

Then conditionally on  $\eta_{[0, t_1]}^{(1)} \cup \eta_{[0, t_2]}^{(2)}$ , we have

$$(\tilde{\eta}^{(1)}, \tilde{\eta}^{(2)}) \sim \mathbb{P}_{(\tilde{D}; \eta_{t_1}^{(1)}, \eta_{t_2}^{(2)})}^{(\tilde{U}_1, \tilde{U}_2)}.$$

See Figure 2.

**(MARG) Marginal laws:** Let  $(\eta^{(1)}, \eta^{(2)}) \sim \mathbb{P}_{(\mathbb{D}; e^{i\theta_1}, e^{i\theta_2})}^{(U_1, U_2)}$ . We assume that there exist  $C^2$  functions  $b_j : S^1 \times S^1 \setminus \Delta \rightarrow \mathbb{R}$  where  $S^1 = \mathbb{R}/2\pi\mathbb{Z}$ , and  $\Delta$  is the diagonal  $\{(\theta, \theta) \mid \theta \in S^1\}$  such that the capacity parametrized Loewner driving function  $t \mapsto \xi_t^{(1)}$  of  $\eta^{(1)}$  satisfies

$$\begin{cases} \xi_0^{(1)} = \theta_1, & V_0^{(2)} = \theta_2, \\ d\xi_t^{(1)} = \sqrt{\kappa} dB_t^{(1)} + b_1(\xi_t^{(1)}, V_t^{(2)}) dt, \\ dV_t^{(2)} = \cot((V_t^{(2)} - \xi_t^{(1)})/2) dt, \end{cases} \quad (2.1)$$

where  $B^{(1)}$  is one-dimensional standard Brownian motion. In other words, the radial Loewner chain  $g_t^{(1)}$  associated with  $\eta^{(1)}$  maps the tip  $\eta_t^{(1)}$  to  $\exp(i\xi_t^{(1)})$  and  $e^{i\theta_2}$  to  $\exp(iV_t^{(2)})$  by (1.2).

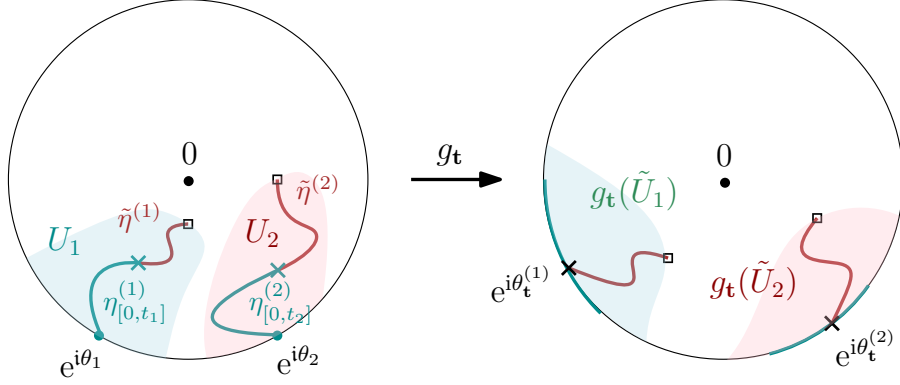


Figure 2: **(CI)** and **(DMP)** imply that a locally commuting 2-radial SLE satisfies  $(\tilde{\eta}^{(1)}, \tilde{\eta}^{(2)}) \sim \mathbb{P}_{(\tilde{D}; \eta_{t_1}^{(1)}, \eta_{t_2}^{(2)})}^{(\tilde{U}_1, \tilde{U}_2)} \sim g_t^* \mathbb{P}_{(\mathbb{D}; e^{i\theta_t^{(1)}}, e^{i\theta_t^{(2)}})}^{(g_t(\tilde{U}_1), g_t(\tilde{U}_2))}$ .

Similarly, the capacity parametrized Loewner driving function  $t \mapsto \theta_t^{(2)}$  of  $\eta^{(2)}$  satisfies

$$\begin{cases} V_0^{(1)} = \theta_1, & \xi_0^{(2)} = \theta_2, \\ d\xi_t^{(2)} = \sqrt{\kappa} dB_t^{(2)} + b_2(V_t^{(1)}, \xi_t^{(2)})dt, \\ dV_t^{(1)} = \cot\left((V_t^{(1)} - \xi_t^{(2)})/2\right)dt. \end{cases} \quad (2.2)$$

In other words, the radial Loewner chain  $g_t^{(2)}$  associated with  $\eta^{(2)}$  maps the tip  $\eta_t^{(2)}$  to  $\exp(i\xi_t^{(2)})$  and  $e^{i\theta_1}$  to  $\exp(iV_t^{(1)})$ .

**(INT) Interchangeability condition:** This condition simply means that we do not distinguish the two curves, and they are interchangeable. In other words, let  $\tau : (\eta^{(1)}, \eta^{(2)}) \mapsto (\eta^{(2)}, \eta^{(1)})$ ,

$$\mathbb{P}_{(D; x_1, x_2)}^{(U_1, U_2)} \sim \tau^* \mathbb{P}_{(D; x_2, x_1)}^{(U_2, U_1)}.$$

**Remark 2.1.** Despite the heavy notation, the only purpose of introducing the neighborhoods  $U_1, U_2$  is to give a precise meaning of “local law” of the 2-radial SLE near their starting points. In particular, if we have a random pair of curves in  $\mathfrak{X}(\mathbb{D}; x_1, x_2; 0)$ , or a random simple curve in  $\mathfrak{X}(\mathbb{D}; x_1, x_2)$ , we obtain a compatible family of probability measures  $\mathbb{P}_{(\mathbb{D}; x_1, x_2)}^{(U_1, U_2)}$  by restricting the random curve (or the pair of random curve) to all possible pairs of neighborhoods  $(U_1, U_2)$ . Note that a priori, a compatible family of local laws does not necessarily imply they can be coupled as the restriction of a random curve or pair of curves in all  $(U_1, U_2)$ , but this will be a consequence of our classification Theorem 1.1.

To simplify notations, we also denote  $\mathbb{P}_{(\mathbb{D}; e^{i\theta_1}, e^{i\theta_2})}^{(U_1, U_2)}$  by  $\mathbb{P}_{(\theta_1, \theta_2)}$  as in Section 1.2.

These axioms allow us to characterize the local law of the 2-radial SLE by considering the infinitesimal generators of the two-time driving function which is the subject of the next sections.

## 2.2 Commutation relations

In this section, we assume that  $\kappa \in (0, \infty)$  and do not assume **(INT)**. We consider a *locally commuting 2-radial SLE $_{\kappa}$* , which is a compatible family of measures  $\mathbb{P}_{(\mathbb{D}; e^{i\theta_1}, e^{i\theta_2})}^{(U_1, U_2)}$  on pairs of continuous non-self-crossing curves  $(\eta^{(1)}, \eta^{(2)})$  for all  $(e^{i\theta_1}, e^{i\theta_2}) \in S^1 \times S^1 \setminus \Delta$ , and  $U_1, U_2$  are respectively neighborhoods of  $e^{i\theta_1}, e^{i\theta_2}$  in  $\mathbb{D}$  satisfying the conditions **(CI)**, **(DMP)**, and **(MARG)**. Let  $b_1, b_2 : S^1 \times S^1 \setminus \Delta \rightarrow \mathbb{R}$  be  $C^2$  functions as in the condition **(MARG)**.

We now derive the infinitesimal form of the radial commutation relation. Let

$$\begin{aligned}\mathcal{L}_1 &= \frac{\kappa}{2} \partial_{11} + b_1(\theta_1, \theta_2) \partial_1 + \cot\left(\frac{\theta_2 - \theta_1}{2}\right) \partial_2 \\ \mathcal{L}_2 &= \frac{\kappa}{2} \partial_{22} + b_2(\theta_1, \theta_2) \partial_2 + \cot\left(\frac{\theta_1 - \theta_2}{2}\right) \partial_1\end{aligned}\tag{2.3}$$

be the diffusion generators associated with (2.1) and (2.2), where  $\partial_i$  is the partial derivative with respect to  $\theta_i$ .

**Proposition 2.2.** *The diffusion generators (2.3) of a locally commuting 2-radial SLE $_{\kappa}$  satisfies the infinitesimal commutation relation*

$$[\mathcal{L}_1, \mathcal{L}_2] := \mathcal{L}_1 \mathcal{L}_2 - \mathcal{L}_2 \mathcal{L}_1 = \frac{\mathcal{L}_2 - \mathcal{L}_1}{(\sin((\theta_2 - \theta_1)/2))^2}.\tag{2.4}$$

The proof follows exactly the same steps as in [7] for chordal SLEs. The radial commutation relation was stated briefly in [7] but with an opposite sign. For the reader's convenience, we derive it here. To this end, we introduce the following notations. They will also be used in Section 3.2.

Fix  $\theta_1 < \theta_2 < \theta_1 + 2\pi$ . We will describe the growth of a pair of continuous non-self-crossing curves  $(\eta^{(1)}, \eta^{(2)})$  in  $\mathbb{D}$  such that  $\eta_0^{(1)} = e^{i\theta_1}$  and  $\eta_0^{(2)} = e^{i\theta_2}$ . For  $\mathbf{t} = (t_1, t_2) \in \mathbb{R}_+^2$ , suppose  $\eta_{[0, t_1]}^{(1)}$  and  $\eta_{[0, t_2]}^{(2)}$  are disjoint. We consider the following mapping-out functions:

- $g_{t_j}^{(j)} : \mathbb{D} \setminus \eta_{[0, t_j]}^{(j)} \rightarrow \mathbb{D}$  is conformal with  $g_{t_j}^{(j)}(0) = 0$  and  $(g_{t_j}^{(j)})'(0) = \exp(t_j) > 0$ , for  $j = 1, 2$ .
- $g_{\mathbf{t}} : \mathbb{D} \setminus (\eta_{[0, t_1]}^{(1)} \cup \eta_{[0, t_2]}^{(2)}) \rightarrow \mathbb{D}$  is conformal with  $g_{\mathbf{t}}(0) = 0$  and  $g'_{\mathbf{t}}(0) > 0$ .
- $g_{\mathbf{t}, 1} : \mathbb{D} \setminus g_{t_1}^{(1)}(\eta_{[0, t_2]}^{(2)}) \rightarrow \mathbb{D}$  is conformal with  $g_{\mathbf{t}, 1}(0) = 0$  and  $g'_{\mathbf{t}, 1}(0) > 0$ .
- $g_{\mathbf{t}, 2} : \mathbb{D} \setminus g_{t_2}^{(2)}(\eta_{[0, t_1]}^{(1)}) \rightarrow \mathbb{D}$  is conformal with  $g_{\mathbf{t}, 2}(0) = 0$  and  $g'_{\mathbf{t}, 2}(0) > 0$ .

Using such notations, we have  $g_{\mathbf{t}} = g_{\mathbf{t}, j} \circ g_{t_j}^{(j)}$  for  $j = 1, 2$ . Let  $\phi_{t_j}^{(j)}, \phi_{\mathbf{t}}, \phi_{\mathbf{t}, j}$  be the covering maps of  $g_{t_j}^{(j)}, g_{\mathbf{t}}, g_{\mathbf{t}, j}$  respectively, i.e., the continuous function such that  $g(e^{i\theta}) = e^{i\phi \cdot (\theta)}$  and  $\phi_0(\theta) = \theta$ . Denote by  $(\xi_{t_j}^{(j)}, t_j \geq 0)$  the driving function of  $\eta^{(j)}$  as a radial Loewner chain for  $j = 1, 2$ . Let

$$\theta_{\mathbf{t}}^{(1)} = \phi_{\mathbf{t}, 1}(\xi_{t_1}^{(1)}), \quad \theta_{\mathbf{t}}^{(2)} = \phi_{\mathbf{t}, 2}(\xi_{t_2}^{(2)}).$$

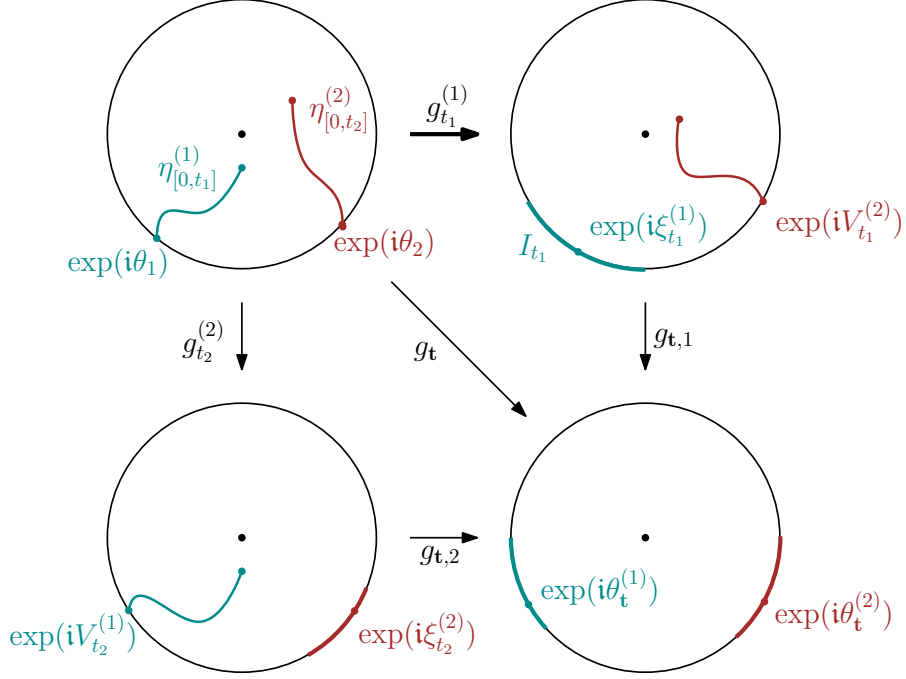


Figure 3: We have  $g_t = g_{t,1} \circ g_{t_1}^{(1)} = g_{t,2} \circ g_{t_2}^{(2)}$ .

The pair  $\mathbf{t} \mapsto (\theta_{\mathbf{t}}^{(1)}, \theta_{\mathbf{t}}^{(2)})$  may be viewed as the two-time driving function of the pair  $(\eta^{(1)}, \eta^{(2)})$ . See Figure 3.

*Proof of Proposition 2.2.* The strategy of the proof consists of mapping out  $(\eta_{[0,\varepsilon]}^{(1)}, \eta_{[0,\varepsilon]}^{(2)})$  in two ways, where both curves are parametrized by their intrinsic capacity seen in  $\mathbb{D}$ . We can either

- first map out  $\eta_{[0,\varepsilon]}^{(1)}$  by the conformal map  $g_\varepsilon^{(1)}$ , then by  $g_{(\varepsilon,\varepsilon),1}$ ,
- or first map out  $\eta_{[0,\varepsilon]}^{(2)}$  by the conformal map  $g_\varepsilon^{(2)}$ , then by  $g_{(\varepsilon,\varepsilon),2}$ .

We then compare the expansions of  $(\theta_{(\varepsilon,\varepsilon)}^{(1)}, \theta_{(\varepsilon,\varepsilon)}^{(2)})$  in  $\varepsilon$  which are expressed in terms of  $\mathcal{L}_1$  and  $\mathcal{L}_2$ .

More precisely, we first follow the Loewner flow  $t \mapsto g_t^{(1)}$  until  $t = \varepsilon$ . Under this flow, the radial driving function is  $t \mapsto \xi_t^{(1)}$ . And  $t \mapsto V_t^{(2)}$  satisfies

$$\partial_t V_t^{(2)} = \cot \left( (V_t^{(2)} - \xi_t^{(1)})/2 \right).$$

Hence, for any smooth test function  $F: (\theta_1, \theta_2) \mapsto \mathbb{R}$ , we have

$$\mathbb{E}_{(\theta_1, \theta_2)} \left[ F(\xi_\varepsilon^{(1)}, V_\varepsilon^{(2)}) \right] = \left( 1 + \varepsilon \mathcal{L}_1 + \frac{\varepsilon^2 \mathcal{L}_1^2}{2} \right) F(\theta_1, \theta_2) + o(\varepsilon^2).$$

Now we use  $g_{(\varepsilon,\varepsilon),1}$  to map out  $\tilde{\eta}_{[0,\varepsilon]}^{(2)} := g_\varepsilon^{(1)}(\eta_{[0,\varepsilon]}^{(2)})$ . We note that the capacity of  $\tilde{\eta}_{[0,\varepsilon]}^{(2)}$

is not  $\varepsilon$ . We compute its capacity, we note that

$$\partial_t \left( g_t^{(1)} \right)'(z)|_{t=0} = -\frac{z + e^{i\theta_1}}{z - e^{i\theta_1}} + z \frac{2e^{i\theta_1}}{(z - e^{i\theta_1})^2} = -\frac{z^2 - e^{2i\theta_1} - 2ze^{i\theta_1}}{(z - e^{i\theta_1})^2}.$$

Therefore, for small  $\varepsilon$ ,

$$\left( g_\varepsilon^{(1)} \right)'(e^{i\theta_2}) = 1 - \frac{\varepsilon}{2(\sin((\theta_2 - \theta_1)/2))^2} + i\varepsilon \cot((\theta_2 - \theta_1)/2) + O(\varepsilon^2).$$

So we have

$$\left| \left( g_\varepsilon^{(1)} \right)'(e^{i\theta_2}) \right| = 1 - \frac{\varepsilon}{2(\sin((\theta_2 - \theta_1)/2))^2} + o(\varepsilon).$$

It follows from (3.7) that the image under  $g_\varepsilon^{(1)}$  of a set of capacity  $\varepsilon$  near  $e^{i\theta_2}$  has capacity

$$\varepsilon' = \varepsilon \left( \left| \left( g_\varepsilon^{(1)} \right)'(e^{i\theta_2}) \right|^2 + o(\varepsilon) \right) = \varepsilon \left( 1 - \frac{\varepsilon}{(\sin((\theta_2 - \theta_1)/2))^2} \right) + o(\varepsilon^2).$$

In particular,  $\tilde{\eta}_{[0,\varepsilon]}^{(2)}$  has capacity  $\varepsilon'$ . Therefore, using the conditions **(CI)** and **(DMP)**, we have

$$\begin{aligned} & \mathbb{E}_{(\theta_1, \theta_2)} \left[ F(\theta_{(\varepsilon, \varepsilon)}^{(1)}, \theta_{(\varepsilon, \varepsilon)}^{(2)}) \right] \\ &= \left( 1 + \varepsilon \mathcal{L}_1 + \frac{\varepsilon^2 \mathcal{L}_1^2}{2} \right) \left( 1 + \varepsilon' \mathcal{L}_2 + \frac{(\varepsilon')^2 \mathcal{L}_2^2}{2} \right) F(\theta_1, \theta_2) + o(\varepsilon^2) \\ &= \left( 1 + \varepsilon(\mathcal{L}_1 + \mathcal{L}_2) + \left( -\varepsilon \delta \mathcal{L}_2 + \frac{\varepsilon^2 \mathcal{L}_1^2}{2} + \frac{\varepsilon^2 \mathcal{L}_2^2}{2} + \varepsilon^2 \mathcal{L}_1 \mathcal{L}_2 \right) \right) F(\theta_1, \theta_2) + o(\varepsilon^2) \end{aligned} \tag{2.5}$$

where  $\delta = \varepsilon (\sin((\theta_2 - \theta_1)/2))^{-2}$  so that  $\varepsilon' = \varepsilon(1 - \delta)$ .

If we first map out the second curve, then the first curve, and notice that the value of  $\delta$  is unchanged, we obtain that the above expectation also equals

$$\left( 1 + \varepsilon(\mathcal{L}_1 + \mathcal{L}_2) + \left( -\varepsilon \delta \mathcal{L}_1 + \frac{\varepsilon^2 \mathcal{L}_1^2}{2} + \frac{\varepsilon^2 \mathcal{L}_2^2}{2} + \varepsilon^2 \mathcal{L}_2 \mathcal{L}_1 \right) \right) F(\theta_1, \theta_2) + o(\varepsilon^2).$$

Comparing these two expansions, the coefficient of the  $\varepsilon^2$ -order terms have to coincide, we obtain the condition

$$[\mathcal{L}_1, \mathcal{L}_2] := \mathcal{L}_1 \mathcal{L}_2 - \mathcal{L}_2 \mathcal{L}_1 = \frac{\delta}{\varepsilon} (\mathcal{L}_2 - \mathcal{L}_1) = \frac{\mathcal{L}_2 - \mathcal{L}_1}{(\sin((\theta_2 - \theta_1)/2))^2}$$

as claimed.  $\square$

We note that the condition **(CI)** implies

$$b_j(\theta_1 + a, \theta_2 + a) = b_j(\theta_1, \theta_2), \quad \forall j = 1, 2 \text{ and } a \in \mathbb{R}. \tag{2.6}$$

**Proposition 2.3** (Radial BPZ equations). *Let  $\kappa \in (0, \infty)$ . Let  $b_1, b_2 : S^1 \times S^1 \setminus \Delta \rightarrow \mathbb{R}$  be  $C^2$  functions as in the condition **(MARG)**. Then (2.4) and (2.6) imply that there exists  $\mathcal{Z} : \{(\theta_1, \theta_2) \in \mathbb{R}^2 \mid \theta_1 < \theta_2 < \theta_1 + 2\pi\} \rightarrow \mathbb{R}_{>0}$ , called partition function, and two constants  $F_1, F_2 \in \mathbb{R}$  such that*

$$b_j = \kappa \partial_j \log \mathcal{Z}, \quad j = 1, 2,$$

and

$$\frac{\kappa}{2} \frac{\partial_{11} \mathcal{Z}}{\mathcal{Z}} + \cot(\theta_{21}/2) \frac{\partial_2 \mathcal{Z}}{\mathcal{Z}} - \frac{h}{2 (\sin(\theta_{21}/2))^2} = F_1, \quad (2.7)$$

$$\frac{\kappa}{2} \frac{\partial_{22} \mathcal{Z}}{\mathcal{Z}} - \cot(\theta_{21}/2) \frac{\partial_1 \mathcal{Z}}{\mathcal{Z}} - \frac{h}{2 (\sin(\theta_{21}/2))^2} = F_2, \quad (2.8)$$

where  $h = (6 - \kappa)/(2\kappa)$  and  $\theta_{21} = \theta_2 - \theta_1 = -\theta_{12}$ .

We note that  $\mathcal{Z}$  does not always descend to a function on  $(\mathbb{R}/2\pi\mathbb{Z})^2$ .

*Proof.* We use the expression (2.3) and obtain

$$\begin{aligned} [\mathcal{L}_1, \mathcal{L}_2] &= \left[ -\frac{\kappa}{2 (\sin(\theta_{12}/2))^2} \right] \partial_{11} + \left[ \kappa \partial_1 b_2 - \kappa \partial_2 b_1 \right] \partial_{12} + \left[ \frac{\kappa}{2 (\sin(\theta_{12}/2))^2} \right] \partial_{22} \\ &+ \left[ \frac{\kappa - 2}{4} \frac{\cot(\theta_{12}/2)}{(\sin(\theta_{12}/2))^2} - \frac{b_1}{2 (\sin(\theta_{12}/2))^2} - \left( \frac{\kappa}{2} \partial_{22} b_1 + b_2 \partial_2 b_1 + \cot(\theta_{12}/2) \partial_1 b_1 \right) \right] \partial_1 \\ &+ \left[ \frac{\kappa - 2}{4} \frac{\cot(\theta_{12}/2)}{(\sin(\theta_{12}/2))^2} + \frac{b_2}{2 (\sin(\theta_{12}/2))^2} + \left( \frac{\kappa}{2} \partial_{11} b_2 + b_1 \partial_1 b_2 - \cot(\theta_{12}/2) \partial_2 b_2 \right) \right] \partial_2; \end{aligned}$$

and

$$\frac{\mathcal{L}_2 - \mathcal{L}_1}{(\sin(\theta_{12}/2))^2} = \frac{1}{(\sin(\theta_{12}/2))^2} \left[ \frac{\kappa}{2} (\partial_{22} - \partial_{11}) + (\cot(\theta_{12}/2) - b_1) \partial_1 + (b_2 + \cot(\theta_{12}/2)) \partial_2 \right].$$

Comparing the coefficients, then (2.4) tells

$$\partial_1 b_2 = \partial_2 b_1, \quad (2.9)$$

$$\frac{\kappa}{2} \partial_{22} b_1 + b_2 \partial_2 b_1 + \cot(\theta_{12}/2) \partial_1 b_1 - \frac{b_1}{2 (\sin(\theta_{12}/2))^2} + \left( \frac{6 - \kappa}{4} \right) \frac{\cot(\theta_{12}/2)}{(\sin(\theta_{12}/2))^2} = 0, \quad (2.10)$$

$$\frac{\kappa}{2} \partial_{11} b_2 + b_1 \partial_1 b_2 + \cot(\theta_{21}/2) \partial_2 b_2 - \frac{b_2}{2 (\sin(\theta_{21}/2))^2} + \left( \frac{6 - \kappa}{4} \right) \frac{\cot(\theta_{21}/2)}{(\sin(\theta_{21}/2))^2} = 0. \quad (2.11)$$

Eq. (2.9) shows that there exists a function  $\mathcal{Z} : \{(\theta_1, \theta_2) \in \mathbb{R}^2 \mid \theta_1 < \theta_2 < \theta_1 + 2\pi\} \rightarrow \mathbb{R}_{>0}$  such that

$$b_1 = \kappa \partial_1 \log \mathcal{Z} = \kappa \frac{\partial_1 \mathcal{Z}}{\mathcal{Z}}, \quad b_2 = \kappa \partial_2 \log \mathcal{Z} = \kappa \frac{\partial_2 \mathcal{Z}}{\mathcal{Z}}.$$

Plugging it into (2.10) and (2.11), we have

$$\kappa \partial_1 \left( \frac{\kappa}{2} \frac{\partial_{22} \mathcal{Z}}{\mathcal{Z}} - \cot(\theta_{21}/2) \frac{\partial_1 \mathcal{Z}}{\mathcal{Z}} - \frac{h}{2 (\sin(\theta_{21}/2))^2} \right) = 0, \quad (2.12)$$

$$\kappa \partial_2 \left( \frac{\kappa}{2} \frac{\partial_{11} \mathcal{Z}}{\mathcal{Z}} + \cot(\theta_{21}/2) \frac{\partial_2 \mathcal{Z}}{\mathcal{Z}} - \frac{h}{2 (\sin(\theta_{21}/2))^2} \right) = 0, \quad (2.13)$$

where  $h = (6 - \kappa)/(2\kappa)$ .

Eq. (2.12) and (2.13) imply that, there exist functions  $F_1$  and  $F_2$ :

$$\begin{aligned} \frac{\kappa}{2} \frac{\partial_{22} \mathcal{Z}}{\mathcal{Z}} - \cot(\theta_{21}/2) \frac{\partial_1 \mathcal{Z}}{\mathcal{Z}} - \frac{h}{2 (\sin(\theta_{21}/2))^2} &= F_2(\theta_2), \\ \frac{\kappa}{2} \frac{\partial_{11} \mathcal{Z}}{\mathcal{Z}} + \cot(\theta_{21}/2) \frac{\partial_2 \mathcal{Z}}{\mathcal{Z}} - \frac{h}{2 (\sin(\theta_{21}/2))^2} &= F_1(\theta_1). \end{aligned}$$

Using the identity

$$\frac{\partial_{22} \mathcal{Z}}{\mathcal{Z}} = \partial_2 \left( \frac{\partial_2 \mathcal{Z}}{\mathcal{Z}} \right) + \left( \frac{\partial_2 \mathcal{Z}}{\mathcal{Z}} \right)^2,$$

Eq. (2.6) implies that  $F_1$  and  $F_2$  are constants as desired.  $\square$

### 2.3 Solutions to commutation relations with interchangeability

We now classify all possible partition functions  $\mathcal{Z}$  with the additional condition **(INT)**, which is equivalent to

$$b_1(\theta_1, \theta_2) = b_2(\theta_2, \theta_1). \quad (2.14)$$

**Theorem 2.4.** *Let  $0 < \kappa < 8$  and  $\mathcal{Z}$  be a partition function from Proposition 2.3 and assume that (2.14) holds. Then, up to a multiplicative constant,  $\mathcal{Z}$  is one of the following functions:*

1.  $\mathcal{Z} = \mathcal{G}_\mu$  for some  $\mu \in \mathbb{R}$ , where  $\mathcal{G}_\mu$  is defined in (1.3).
2.  $\mathcal{Z} = \mathcal{Z}_\alpha$  for some  $\alpha < 1 - \kappa/8$ , where  $\mathcal{Z}_\alpha$  is defined in (1.4).

Throughout this section, we assume that  $\mathcal{Z}$  is a partition function from Proposition 2.3 and assume that (2.14) holds.

**Lemma 2.5.** *There exists  $\lambda > 0$  such that for all  $\theta_1 < \theta_2 < \theta_1 + 2\pi$ ,*

$$\lambda \mathcal{Z}(\theta_1, \theta_2) = \mathcal{Z}(\theta_2, \theta_1 + 2\pi). \quad (2.15)$$

*This implies  $F_1 = F_2$ .*

*Proof.* Assumption (2.14) implies that

$$\partial_1 \log \left( \frac{\mathcal{Z}(\theta_2, \theta_1 + 2\pi)}{\mathcal{Z}(\theta_1, \theta_2)} \right) = b_2(\theta_2, \theta_1 + 2\pi) - b_1(\theta_1, \theta_2) = b_2(\theta_2, \theta_1) - b_1(\theta_1, \theta_2) = 0$$

and similarly,

$$\partial_2 \log \left( \frac{\mathcal{Z}(\theta_2, \theta_1 + 2\pi)}{\mathcal{Z}(\theta_1, \theta_2)} \right) = 0.$$

Therefore,  $\mathcal{Z}(\theta_2, \theta_1 + 2\pi)/\mathcal{Z}(\theta_1, \theta_2)$  is a constant  $\lambda$  which also equals  $\mathcal{Z}(\theta_1 + 2\pi, \theta_2 + 2\pi)/\mathcal{Z}(\theta_2, \theta_1 + 2\pi)$ .

We plug (2.15) into (2.8) we get

$$\frac{\kappa}{2} \frac{\partial_{11}\mathcal{Z}}{\mathcal{Z}}(\theta_2, \theta_1 + 2\pi) - \cot(\theta_{21}/2) \frac{\partial_2\mathcal{Z}}{\mathcal{Z}}(\theta_2, \theta_1 + 2\pi) - \frac{h}{2(\sin(\theta_{21}/2))^2} = F_2. \quad (2.16)$$

Since

$$\cot(\theta_{21}/2) = -\cot\left(\frac{(\theta_1 + 2\pi) - \theta_2}{2}\right), \quad \sin(\theta_{21}/2) = \sin\left(\frac{(\theta_1 + 2\pi) - \theta_2}{2}\right),$$

comparing (2.16) with (2.7) evaluated at  $(\theta_2, \theta_1 + 2\pi)$ , we get that the left-hand side of (2.16) equals  $F_1$ . Hence we obtain that  $F_1 = F_2$ .  $\square$

*Proof of Theorem 2.4.* Taking the derivative of

$$a \mapsto b_j(\theta_1 + a, \theta_2 + a) = \kappa(\partial_j\mathcal{Z}/\mathcal{Z})(\theta_1 + a, \theta_2 + a)$$

and evaluate at  $a = 0$ , we get from **(CI)** and (2.6) that

$$0 = \partial_1 \left( \frac{\partial_j\mathcal{Z}}{\mathcal{Z}} \right) + \partial_2 \left( \frac{\partial_j\mathcal{Z}}{\mathcal{Z}} \right), \quad \forall j = 1, 2. \quad (2.17)$$

From this, we have

$$\begin{aligned} \frac{\partial_{11}\mathcal{Z}}{\mathcal{Z}} - \frac{\partial_{22}\mathcal{Z}}{\mathcal{Z}} &= \left( \frac{\partial_1\mathcal{Z}}{\mathcal{Z}} \right)^2 - \left( \frac{\partial_2\mathcal{Z}}{\mathcal{Z}} \right)^2 \\ \partial_1 \left( \frac{\partial_2\mathcal{Z}}{\mathcal{Z}} \right) &= \partial_2 \left( \frac{\partial_1\mathcal{Z}}{\mathcal{Z}} \right) \\ \partial_1 \left( \frac{\partial_1\mathcal{Z}}{\mathcal{Z}} \right) &= \partial_2 \left( \frac{\partial_2\mathcal{Z}}{\mathcal{Z}} \right). \end{aligned}$$

If we take the difference (2.7) - (2.8), we get

$$\frac{\kappa}{2} \left( \left( \frac{\partial_1\mathcal{Z}}{\mathcal{Z}} \right)^2 - \left( \frac{\partial_2\mathcal{Z}}{\mathcal{Z}} \right)^2 \right) + \cot(\theta_{21}/2) \left( \frac{\partial_2\mathcal{Z}}{\mathcal{Z}} + \frac{\partial_1\mathcal{Z}}{\mathcal{Z}} \right) = F_1 - F_2 = 0. \quad (2.18)$$

Note that (2.17) also implies

$$0 = \partial_1 \left( \frac{\partial_1\mathcal{Z}}{\mathcal{Z}} \right) + \partial_2 \left( \frac{\partial_1\mathcal{Z}}{\mathcal{Z}} \right) = \partial_1 \left( \frac{\partial_1\mathcal{Z}}{\mathcal{Z}} \right) + \partial_1 \left( \frac{\partial_2\mathcal{Z}}{\mathcal{Z}} \right) = \partial_1 \left( \frac{\partial_1\mathcal{Z}}{\mathcal{Z}} + \frac{\partial_2\mathcal{Z}}{\mathcal{Z}} \right)$$

and

$$0 = \partial_2 \left( \frac{\partial_1\mathcal{Z}}{\mathcal{Z}} + \frac{\partial_2\mathcal{Z}}{\mathcal{Z}} \right).$$

Hence there is  $\mu \in \mathbb{R}$  such that

$$\frac{2\mu}{\kappa} \equiv \frac{\partial_1\mathcal{Z}}{\mathcal{Z}} + \frac{\partial_2\mathcal{Z}}{\mathcal{Z}}. \quad (2.19)$$

Plugging into (2.18) we get

$$\frac{1}{2} \left( \frac{\partial_1\mathcal{Z}}{\mathcal{Z}} - \frac{\partial_2\mathcal{Z}}{\mathcal{Z}} \right) \mu + \cot(\theta_{21}/2) \frac{\mu}{\kappa} = 0. \quad (2.20)$$

**Case 1:** We have either  $\mu \neq 0$ , then

$$\frac{\partial_1 \mathcal{Z}}{\mathcal{Z}} - \frac{\partial_2 \mathcal{Z}}{\mathcal{Z}} = -\frac{2}{\kappa} \cot(\theta_{21}/2) \implies \begin{cases} \frac{\partial_1 \mathcal{Z}}{\mathcal{Z}} = -\frac{1}{\kappa} \cot(\theta_{21}/2) + \frac{\mu}{\kappa}, \\ \frac{\partial_2 \mathcal{Z}}{\mathcal{Z}} = \frac{1}{\kappa} \cot(\theta_{21}/2) + \frac{\mu}{\kappa}. \end{cases} \quad (2.21)$$

We solve (2.21) and obtain that

$$\mathcal{Z}(\theta_1, \theta_2) = C (\sin(\theta_{21}/2))^{2/\kappa} \exp\left(\frac{\mu}{\kappa}(\theta_1 + \theta_2)\right) \quad (2.22)$$

for some constant  $C \in \mathbb{R}$ . In particular,

$$\mathcal{Z} \propto \mathcal{G}_\mu, \quad \text{when } \mu \neq 0.$$

**Case 2:** If  $\mu = 0$ , then

$$\partial_1 \mathcal{Z} = -\partial_2 \mathcal{Z}. \quad (2.23)$$

Eq. (2.23) implies that  $\partial_a \mathcal{Z}(\theta_1 + a, \theta_2 + a) = 0$ , in other words,  $\mathcal{Z}(\theta_1, \theta_2)$  only depends on the difference  $\theta = \theta_2 - \theta_1$ . Thus we write with a slight abuse of notation

$$\mathcal{Z}(\theta_1, \theta_2) = \mathcal{Z}(\theta).$$

Noticing that

$$\lambda^2 = \frac{\mathcal{Z}(\theta_1 + 2\pi, \theta_2 + 2\pi)}{\mathcal{Z}(\theta_1, \theta_2)} = 1,$$

we obtain  $\lambda = 1$  and

$$\mathcal{Z}(\theta) = \mathcal{Z}(2\pi - \theta). \quad (2.24)$$

We want to solve the equations (2.7) and (2.8), they are simplified to the same equation:

$$\frac{\kappa}{2} \frac{\mathcal{Z}''}{\mathcal{Z}} + \cot(\theta/2) \frac{\mathcal{Z}'}{\mathcal{Z}} - \frac{h}{2(\sin(\theta/2))^2} = F \quad (2.25)$$

where  $F := F_1 = F_2$  by Lemma 2.5.

To solve (2.25) under the assumption (2.24), we may write

$$u = (\sin(\theta/4))^2, \quad \mathcal{Z}(\theta) = C(\sin(\theta/2))^{-2h} \phi(u), \quad (2.26)$$

satisfying for  $u \in (0, 1)$ ,

$$\begin{cases} u(1-u)\phi'' + \frac{3\kappa-8}{2\kappa}(1-2u)\phi' + \frac{8}{\kappa} \left( \frac{(6-\kappa)(\kappa-2)}{8\kappa} - F \right) \phi = 0, \\ \phi(1/2) = 1, \quad \phi'(1/2) = 0, \end{cases} \quad (2.27)$$

where  $C$  is a positive constant. Eq. (2.27) has a unique solution  $\phi$  in  $C^2(0, 1)$  due to Lemma A.1. More precisely:

- When

$$\alpha := \frac{(6-\kappa)(\kappa-2)}{8\kappa} - F < 1 - \frac{\kappa}{8}, \quad \text{i.e.,} \quad F > -\frac{3}{2\kappa},$$

the unique solution  $\phi(u)$  is positive for all  $u \in (0, 1)$ .

- When  $\alpha = 1 - \kappa/8$ ,

$$\phi(u) = (4u(1-u))^{4/\kappa-1/2} = (\sin(\theta/2))^{8/\kappa-1}$$

by (A.1). Hence,

$$\mathcal{Z}(\theta) = C (\sin(\theta/2))^{2/\kappa} \propto \mathcal{G}_0.$$

- When  $\alpha > 1 - \kappa/8$ , Lemma A.1 shows that the unique solution is not always positive. Therefore it does not give any partition function in Proposition 2.3. See Figure 4 for the case when  $\kappa = 4$ .

This completes the proof.  $\square$

**Remark 2.6.** When  $\kappa = 4$ , the partition function  $\mathcal{Z}_\alpha$  in (1.4) has an explicit expression. We denote  $\theta = \theta_2 - \theta_1$ .

- If  $\alpha \in [0, 1/2)$ , we have

$$\mathcal{Z}_\alpha(\theta_1, \theta_2) = (\sin(\theta/2))^{-1/2} \cos\left(\sqrt{\frac{\alpha}{2}}(\theta - \pi)\right).$$

- If  $\alpha < 0$ , we have

$$\mathcal{Z}_\alpha(\theta_1, \theta_2) = (\sin(\theta/2))^{-1/2} \cosh\left(\sqrt{\frac{|\alpha|}{2}}(\theta - \pi)\right).$$

See Figure 4.

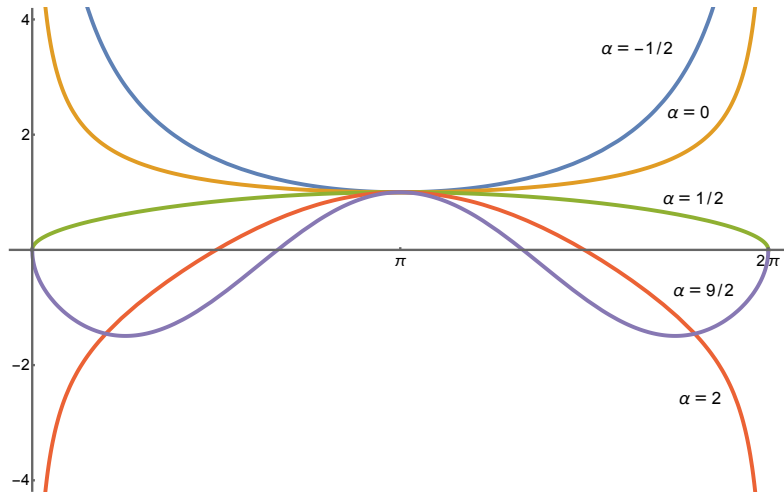


Figure 4: Plot of  $\theta \mapsto \mathcal{Z}_\alpha(\theta)$  with  $\kappa = 4$  and  $\theta = \theta_2 - \theta_1$  for different  $\alpha$ 's. When  $\alpha > 1/2$ , it is not always positive.

**Remark 2.7.** Let us give a comment on the  $C^2$  requirement on  $b_1, b_2$  in the assumption (MARG). We assume such  $C^2$  requirement as part of the axioms at the beginning. But in fact, this is not necessary. Suppose we relax the requirement and only assume  $b_1, b_2$  in (MARG) are continuous, we are still able to derive (2.7) and (2.8) as weak solutions. The operators in the left-hand side of radial BPZ equations (2.7) and (2.8) are hypoelliptic, due to a general characterization by Hörmander [11], see also [8, Lemma 5] and [27, Sect. 2.3.3]. Therefore, the weak solutions are strong solutions which are in fact  $C^\infty$ , and consequently  $b_1, b_2$  are  $C^\infty$ . Note that such analysis does not work for  $\kappa = 0$  since the corresponding BPZ equation (4.1) is nonlinear.

### 3 Identification of locally commuting 2-radial SLEs

The goal of this section is to identify all locally commuting 2-radial SLEs, namely, those whose partition functions are classified in Theorem 2.4: We discuss the 2-sided radial SLE with spiral in Section 3.2 and chordal SLE weighted by conformal radius in Section 3.3.

#### 3.1 Radial SLE

For  $\theta \in [0, 2\pi)$ , suppose  $\eta : [0, T] \rightarrow \overline{\mathbb{D}}$  is a continuous non-self-crossing curve such that  $\eta_0 = e^{i\theta}$  and  $\eta_{(0,T)} \subset \mathbb{D} \setminus \{0\}$ . We parameterize the curve by the capacity and denote by  $g_t$  the corresponding radial Loewner chain as in (1.1). Denote by  $\phi_t$  the covering conformal map of  $g_t$ , i.e.  $g_t(\exp(iw)) = \exp(i\phi_t(w))$  with  $\phi_0(w) = w$  for  $w \in \mathbb{H}$ . Then the radial Loewner equation (1.1) is equivalent to

$$\partial_t \phi_t(w) = \cot((\phi_t(w) - \xi_t)/2), \quad \phi_0(w) = w.$$

Radial  $\text{SLE}_\kappa$  is the radial Loewner chain with  $\xi_t = \sqrt{\kappa}B_t$  where  $B$  is one-dimensional Brownian motion. We also call it radial  $\text{SLE}_\kappa$  in  $(\mathbb{D}; e^{i\theta}; 0)$ . In the following lemma, we will describe the boundary perturbation property of radial SLE. We fix the parameters:

$$\kappa > 0, \quad h = \frac{6 - \kappa}{2\kappa}, \quad \tilde{h} = \frac{(6 - \kappa)(\kappa - 2)}{8\kappa}, \quad c = \frac{(6 - \kappa)(3\kappa - 8)}{2\kappa}. \quad (3.1)$$

**Lemma 3.1** (See [12, Prop. 5] or [10, Prop. 2.2]). *Fix  $\kappa \in (0, 4]$  and  $\theta \in [0, 2\pi)$ . Suppose  $K$  is a compact subset of  $\overline{\mathbb{D}}$  such that  $\mathbb{D} \setminus K$  is simply connected and contains the origin and that  $K$  has a positive distance from  $e^{i\theta}$ . Suppose  $\eta$  is radial  $\text{SLE}_\kappa$  in  $(\mathbb{D}; e^{i\theta}; 0)$  and define  $\tau = \inf\{t : \eta_t \not\subset \mathbb{D} \setminus K\}$ . For  $t < \tau$ , denote by  $g_{t,K}$  the unique conformal map  $\mathbb{D} \setminus g_t(K) \rightarrow \mathbb{D}$  such that  $g_{t,K}(0) = 0$  and  $g'_{t,K}(0) > 0$ . We denote by  $\phi_{t,K}$  the covering map of  $g_{t,K}$ . Then the following process is a uniformly integrable martingale:*

$$M_t = 1\{t < \tau\} \phi'_{t,K}(\xi_t)^h g'_{t,K}(0)^{\tilde{h}} \exp\left(\frac{c}{2} m_{\mathbb{D}}(\eta_{[0,t]}, K)\right),$$

where

$$m_{\mathbb{D}}(\eta_{[0,t]}, K) = -\frac{1}{3} \int_0^t \mathcal{S} \phi_{s,K}(\xi_s) ds + \frac{1}{6} \int_0^t (1 - \phi'_{s,K}(\xi_s)^2) ds,$$

and  $\mathcal{S}\phi = \frac{\phi'''}{\phi'} - \frac{3}{2} \left( \frac{\phi''}{\phi'} \right)^2$  denotes the Schwarzian derivative of  $\phi$ . Moreover, the law of radial  $\text{SLE}_\kappa$  in  $(\mathbb{D} \setminus K; e^{i\theta}; 0)$  is the same as radial  $\text{SLE}_\kappa$  in  $(\mathbb{D}; e^{i\theta}; 0)$  weighted by  $M_t$ .

**Remark 3.2.** It is explained in the proof of [12, Prop. 5] that the term  $m_{\mathbb{D}}(\eta_{[0,t]}, K)$  is the same as the Brownian loop measure of loops that intersect both  $\eta_{[0,t]}$  and  $K$ .

Fix  $\theta_1, \theta_2$  such that  $\theta_1 < \theta_2 < \theta_1 + 2\pi$ . Let  $\kappa \in [0, \infty)$ ,  $\rho \in \mathbb{R}$  and  $\mu \in \mathbb{R}$ . A radial  $\text{SLE}_\kappa^\mu(\rho)$  in  $\mathbb{D}$  starting from  $e^{i\theta_1}$  with force point  $e^{i\theta_2}$  and spiraling rate  $\mu$  is the radial Loewner chain with driving function  $\xi_t$  that solves the following SDE:

$$\begin{cases} \xi_0 = \theta_1, V_0 = \theta_2, \\ d\xi_t = \sqrt{\kappa} dB_t + \frac{\rho}{2} \cot((\xi_t - V_t)/2) dt + \mu dt, \\ dV_t = \cot((V_t - \xi_t)/2) dt. \end{cases} \quad (3.2)$$

The solution to SDE (3.2) exists for all time when  $\kappa \in (0, 8)$  and  $\rho > -2$  and it is generated by a continuous curve from  $e^{i\theta_1}$  to the origin.

**Lemma 3.3.** For  $\kappa \in (0, 8)$ ,  $\rho > -2$ ,  $\mu \in \mathbb{R}$ , radial  $\text{SLE}_\kappa^\mu(\rho)$  in  $\mathbb{D}$  is almost surely generated by a continuous curve  $\eta$  and  $\lim_{t \rightarrow \infty} \eta_t = 0$ .

*Proof.* This is proved in [24, Prop. 3.30] and [24, Sect. 4]. See also [16].  $\square$

**Remark 3.4.** The expression of  $\mathcal{G}_\mu$  in (1.3) is such that the Loewner driving function of radial  $\text{SLE}_\kappa^\mu(2)$  can be rewritten as

$$\begin{cases} \xi_0 = \theta_1, V_0 = \theta_2, \\ d\xi_t = \sqrt{\kappa} dB_t + \kappa \partial_1 \log \mathcal{G}_\mu(\xi_t, V_t) dt, \\ dV_t = \cot((V_t - \xi_t)/2) dt. \end{cases}$$

### 3.2 Two-sided radial SLE with spiral

In this section, we clarify Definition 1.2 which defines two-sided radial  $\text{SLE}_\kappa$  with spiral when  $\kappa \in (0, 4]$  by reweighting two independent radial  $\text{SLE}_\kappa$ . The two-sided radial SLE analyzed in [9, 10, 16, 19] is a special case where the spiraling rate  $\mu = 0$ . We also prove the resampling property (Theorem 1.3) of the two-sided radial SLE with spiral.

We use the same notations as in Figure 3.

**Lemma 3.5.** Fix  $\kappa \in (0, 4]$  and  $\theta_1 < \theta_2 < \theta_1 + 2\pi$ . For  $\mu \in \mathbb{R}$ , we define  $\mathcal{G}_\mu$  as in (1.3). Let  $\mathbb{P}$  denote the probability measure under which  $(\eta^{(1)}, \eta^{(2)})$  are two independent radial  $\text{SLE}_\kappa$  in  $\mathbb{D}$  starting from  $e^{i\theta_1}$  and  $e^{i\theta_2}$  respectively. We fix the parameters  $h, \tilde{h}, c$  as in (3.1). We define

$$M_t(\mathcal{G}_\mu) = 1 \left\{ \eta_{[0,t_1]}^{(1)} \cap \eta_{[0,t_2]}^{(2)} = \emptyset \right\} g_t'(0)^{\frac{3-\mu^2}{2\kappa} - \tilde{h}} \times \prod_{j=1}^2 \phi_{t,j}' \left( \xi_{t_j}^{(j)} \right)^h g_{t,j}'(0)^{\tilde{h}}$$

$$\times \mathcal{G}_\mu \left( \theta_{\mathbf{t}}^{(1)}, \theta_{\mathbf{t}}^{(2)} \right) \exp \left( \frac{c}{2} m_{\mathbf{t}} \right), \quad (3.3)$$

where  $m_{\mathbf{t}} = m_{\mathbb{D}} \left( \eta_{[0,t_1]}^{(1)}, \eta_{[0,t_2]}^{(2)} \right)$  is the Brownian loop measure of loops in  $\mathbb{D}$  intersecting both  $\eta_{[0,t_1]}^{(1)}$  and  $\eta_{[0,t_2]}^{(2)}$ . Then  $M_{\mathbf{t}}(\mathcal{G}_\mu)$  is a two-time-parameter local martingale with respect to  $\mathbb{P}$ .

Lemma 3.1 and Remark 3.2 show that  $m_{\mathbf{t}}$  can be expressed as

$$m_{\mathbf{t}} = -\frac{1}{3} \int_0^{t_j} \mathcal{S} \phi_{\mathbf{t},j} \left( \xi_{t_j}^{(j)} \right) dt_j + \frac{1}{6} \int_0^{t_j} \left( 1 - \phi'_{\mathbf{t},j} \left( \xi_{t_j}^{(j)} \right)^2 \right) dt_j, \quad \text{for all } j \in \{1, 2\}. \quad (3.4)$$

We note that  $\mathcal{G}_\mu$  satisfies the “radial BPZ equations”

$$\frac{\kappa}{2} \frac{\partial_{11} \mathcal{G}_\mu}{\mathcal{G}_\mu} + \cot(\theta_{21}/2) \frac{\partial_2 \mathcal{G}_\mu}{\mathcal{G}_\mu} - \frac{h}{2 (\sin(\theta_{21}/2))^2} = \frac{\mu^2 - 3}{2\kappa}; \quad (3.5)$$

$$\frac{\kappa}{2} \frac{\partial_{22} \mathcal{G}_\mu}{\mathcal{G}_\mu} - \cot(\theta_{21}/2) \frac{\partial_1 \mathcal{G}_\mu}{\mathcal{G}_\mu} - \frac{h}{2 (\sin(\theta_{21}/2))^2} = \frac{\mu^2 - 3}{2\kappa}. \quad (3.6)$$

Relations (3.4), (3.5) and (3.6) play an essential role in the proof of Lemma 3.5.

*Proof of Lemma 3.5.* Let us first compute the variations of terms appearing in (3.3). From standard calculations (see e.g. [10, Lem. 3.2]), we have the following variational formula of the capacity parameterizations:

$$\begin{aligned} \frac{dg'_{\mathbf{t},1}(0)}{g'_{\mathbf{t},1}(0)} &= \left( \phi'_{\mathbf{t},1} \left( \xi_{t_1}^{(1)} \right)^2 - 1 \right) dt_1 + \phi'_{\mathbf{t},2} \left( \xi_{t_2}^{(2)} \right)^2 dt_2; \\ \frac{dg'_{\mathbf{t},2}(0)}{g'_{\mathbf{t},2}(0)} &= \phi'_{\mathbf{t},1} \left( \xi_{t_1}^{(1)} \right)^2 dt_1 + \left( \phi'_{\mathbf{t},2} \left( \xi_{t_2}^{(2)} \right)^2 - 1 \right) dt_2; \\ \frac{dg'_{\mathbf{t}}(0)}{g'_{\mathbf{t}}(0)} &= \sum_{j=1}^2 \phi'_{\mathbf{t},j} \left( \xi_{t_j}^{(j)} \right)^2 dt_j. \end{aligned} \quad (3.7)$$

From the assumption that  $\eta^{(1)}$  and  $\eta^{(2)}$  are two independent radial  $\text{SLE}_\kappa$  under  $\mathbb{P}$ , we have that  $\xi^{(1)} = \sqrt{\kappa} B^{(1)} + \theta_1$  and  $\xi^{(2)} = \sqrt{\kappa} B^{(2)} + \theta_2$  where  $B^{(1)}$  and  $B^{(2)}$  are two independent Brownian motions. From this, Itô's calculus gives:

$$\begin{aligned} d\theta_{\mathbf{t}}^{(1)} &= d\phi_{\mathbf{t},1} \left( \xi_{t_1}^{(1)} \right) = \phi'_{\mathbf{t},1} \left( \xi_{t_1}^{(1)} \right) d\xi_{t_1}^{(1)} - \kappa h \phi''_{\mathbf{t},1} \left( \xi_{t_1}^{(1)} \right) dt_1 \\ &\quad + \cot \left( (\theta_{\mathbf{t}}^{(1)} - \theta_{\mathbf{t}}^{(2)})/2 \right) \phi'_{\mathbf{t},2} \left( \xi_{t_2}^{(2)} \right)^2 dt_2, \end{aligned} \quad (3.8)$$

where we used the expansions

$$\begin{aligned} \partial_{t_1} \phi_{\mathbf{t},1}(w) &= \left( \phi_{\mathbf{t},1}^{(1)} \right)' \left( \xi_{t_1}^{(1)} \right)^2 \cot \left( (\phi_{\mathbf{t},1}^{(1)}(w) - \theta_{\mathbf{t}}^{(1)})/2 \right) - \left( \phi_{\mathbf{t},1}^{(1)} \right)'(w) \cot \left( (w - \xi_{t_1}^{(1)})/2 \right) \\ &= -3 \left( \phi_{\mathbf{t},1}^{(1)} \right)'' \left( \xi_{t_1}^{(1)} \right) + O(w - \xi_{t_1}^{(1)}), \quad \text{as } w \rightarrow \xi_{t_1}^{(1)}, \end{aligned} \quad (3.9)$$

$$\partial_{t_2} \phi_{\mathbf{t},1}(w) = \cot \left( (\phi_{\mathbf{t},1}^{(1)}(w) - \theta_{\mathbf{t}}^{(2)})/2 \right) \phi'_{\mathbf{t},2} \left( \xi_{t_2}^{(2)} \right)^2. \quad (3.10)$$

Similarly, we have

$$\begin{aligned} d\theta_{\mathbf{t}}^{(2)} &= d\phi_{\mathbf{t},2}(\xi_{t_2}^{(2)}) = \phi'_{\mathbf{t},2}(\xi_{t_2}^{(2)}) d\xi_{t_2}^{(2)} - \kappa h \phi''_{\mathbf{t},2}(\xi_{t_2}^{(2)}) dt_2 \\ &\quad + \cot((\theta_{\mathbf{t}}^{(2)} - \theta_{\mathbf{t}}^{(1)})/2) \phi'_{\mathbf{t},1}(\xi_{t_1}^{(1)})^2 dt_1. \end{aligned} \quad (3.11)$$

Taking derivatives with respect to  $w$  in (3.9) and (3.10) and let  $w \rightarrow \xi_{t_1}^{(1)}$  we obtain

$$\begin{aligned} \frac{(\partial_{t_1} \phi'_{\mathbf{t},1})(\xi_{t_1}^{(1)})}{\phi'_{\mathbf{t},1}(\xi_{t_1}^{(1)})} &= \frac{1}{2} \frac{\phi''_{\mathbf{t},1}(\xi_{t_1}^{(1)})^2}{\phi'_{\mathbf{t},1}(\xi_{t_1}^{(1)})^2} - \frac{4}{3} \frac{\phi'''_{\mathbf{t},1}(\xi_{t_1}^{(1)})}{\phi'_{\mathbf{t},1}(\xi_{t_1}^{(1)})} - \frac{1}{6} \left( \phi'_{\mathbf{t},1}(\xi_{t_1}^{(1)})^2 - 1 \right), \\ \frac{(\partial_{t_2} \phi'_{\mathbf{t},1})(\xi_{t_1}^{(1)})}{\phi'_{\mathbf{t},1}(\xi_{t_1}^{(1)})} &= -\frac{1}{2} \csc^2((\theta_{\mathbf{t}}^{(1)} - \theta_{\mathbf{t}}^{(2)})/2) \phi'_{\mathbf{t},2}(\xi_{t_2}^{(2)})^2. \end{aligned}$$

Itô's formula gives

$$\begin{aligned} \frac{d\phi'_{\mathbf{t},1}(\xi_{t_1}^{(1)})}{\phi'_{\mathbf{t},1}(\xi_{t_1}^{(1)})} &= \frac{\phi''_{\mathbf{t},1}(\xi_{t_1}^{(1)})}{\phi'_{\mathbf{t},1}(\xi_{t_1}^{(1)})} d\xi_{t_1}^{(1)} - \frac{1}{2} \csc^2((\theta_{\mathbf{t}}^{(1)} - \theta_{\mathbf{t}}^{(2)})/2) \phi'_{\mathbf{t},2}(\xi_{t_2}^{(2)})^2 dt_2 \\ &\quad + \left( \frac{\kappa}{2} \frac{\phi'''_{\mathbf{t},1}(\xi_{t_1}^{(1)})}{\phi'_{\mathbf{t},1}(\xi_{t_1}^{(1)})} + \frac{1}{2} \frac{\phi''_{\mathbf{t},1}(\xi_{t_1}^{(1)})^2}{\phi'_{\mathbf{t},1}(\xi_{t_1}^{(1)})^2} - \frac{4}{3} \frac{\phi'''_{\mathbf{t},1}(\xi_{t_1}^{(1)})}{\phi'_{\mathbf{t},1}(\xi_{t_1}^{(1)})} - \frac{1}{6} \left( \phi'_{\mathbf{t},1}(\xi_{t_1}^{(1)})^2 - 1 \right) \right) dt_1, \\ \frac{d\phi'_{\mathbf{t},2}(\xi_{t_2}^{(2)})}{\phi'_{\mathbf{t},2}(\xi_{t_2}^{(2)})} &= \frac{\phi''_{\mathbf{t},2}(\xi_{t_2}^{(2)})}{\phi'_{\mathbf{t},2}(\xi_{t_2}^{(2)})} d\xi_{t_2}^{(2)} - \frac{1}{2} \csc^2((\theta_{\mathbf{t}}^{(2)} - \theta_{\mathbf{t}}^{(1)})/2) \phi'_{\mathbf{t},1}(\xi_{t_1}^{(1)})^2 dt_1 \\ &\quad + \left( \frac{\kappa}{2} \frac{\phi'''_{\mathbf{t},2}(\xi_{t_2}^{(2)})}{\phi'_{\mathbf{t},2}(\xi_{t_2}^{(2)})} + \frac{1}{2} \frac{\phi''_{\mathbf{t},2}(\xi_{t_2}^{(2)})^2}{\phi'_{\mathbf{t},2}(\xi_{t_2}^{(2)})^2} - \frac{4}{3} \frac{\phi'''_{\mathbf{t},2}(\xi_{t_2}^{(2)})}{\phi'_{\mathbf{t},2}(\xi_{t_2}^{(2)})} - \frac{1}{6} \left( \phi'_{\mathbf{t},2}(\xi_{t_2}^{(2)})^2 - 1 \right) \right) dt_2. \end{aligned}$$

From (3.4) we also have

$$dm_{\mathbf{t}} = \sum_{j=1}^2 \left( -\frac{1}{3} \mathcal{S}_{\phi_{\mathbf{t},j}}(\xi_{t_j}^{(j)}) + \frac{1}{6} \left( 1 - \phi'_{\mathbf{t},j}(\xi_{t_j}^{(j)})^2 \right) \right) dt_j.$$

Now we are ready to prove that  $M_{\mathbf{t}}(\mathcal{G}_{\mu})$  is a two-time-parameter local martingale. Combining with (3.5) and (3.6), we have

$$\begin{aligned} \frac{dM_{\mathbf{t}}(\mathcal{G}_{\mu})}{M_{\mathbf{t}}(\mathcal{G}_{\mu})} &= \left( \frac{3 - \mu^2}{2\kappa} - \tilde{h} \right) \frac{dg'_{\mathbf{t}}(0)}{g'_{\mathbf{t}}(0)} + \tilde{h} \sum_{j=1}^2 \frac{dg'_{\mathbf{t},j}(0)}{g'_{\mathbf{t},j}(0)} + \frac{c}{2} dm_{\mathbf{t}} \\ &\quad + \sum_{j=1}^2 \left( \frac{\partial_j \mathcal{G}_{\mu}}{\mathcal{G}_{\mu}} d\theta_{\mathbf{t}}^{(j)} + \frac{\kappa}{2} \frac{\partial_{jj} \mathcal{G}_{\mu}}{\mathcal{G}_{\mu}} \phi'_{\mathbf{t},j}(\xi_{t_j}^{(j)})^2 dt_j \right) \\ &\quad + \sum_{j=1}^2 \left( h \frac{d\phi'_{\mathbf{t},j}(\xi_{t_j}^{(j)})}{\phi'_{\mathbf{t},j}(\xi_{t_j}^{(j)})} + \frac{\kappa h(h-1)}{2} \frac{\phi''_{\mathbf{t},j}(\xi_{t_j}^{(j)})^2}{\phi'_{\mathbf{t},j}(\xi_{t_j}^{(j)})^2} dt_j \right) \end{aligned}$$

$$\begin{aligned}
& + \kappa h \sum_{j=1}^2 \frac{\partial_j \mathcal{G}_\mu}{\mathcal{G}_\mu} \phi''_{\mathbf{t},j}(\xi_{t_j}^{(j)}) dt_j \\
& = \sum_{j=1}^2 \left( \frac{\partial_j \mathcal{G}_\mu}{\mathcal{G}_\mu} \phi'_{\mathbf{t},j}(\xi_{t_j}^{(j)}) + h \frac{\phi''_{\mathbf{t},j}(\xi_{t_j}^{(j)})}{\phi'_{\mathbf{t},j}(\xi_{t_j}^{(j)})} \right) d\xi_{t_j}^{(j)}. \tag{3.12}
\end{aligned}$$

In particular,  $M_{\mathbf{t}}(\mathcal{G}_\mu)$  is a two-time-parameter local martingale under  $\mathbb{P}$ .  $\square$

The process  $M_{\mathbf{t}}(\mathcal{G}_\mu)$  defined (3.3) is a two-time-parameter local martingale with respect to  $\mathbb{P}$  the law of two independent radial  $\text{SLE}_\kappa$ . As we already mentioned in Definition 1.2, we denote by  $\mathbb{P}(\mathcal{G}_\mu)$  the probability measure obtained by tilting  $\mathbb{P}$  by  $M_{\mathbf{t}}(\mathcal{G}_\mu)$  and call it *two-sided radial  $\text{SLE}_\kappa$  with spiraling rate  $\mu$  in  $(\mathbb{D}; e^{i\theta_1}, e^{i\theta_2}; 0)$* .

**Corollary 3.6.** *Under  $\mathbb{P}(\mathcal{G}_\mu)$ , for every  $\mathbf{t} = (t_1, t_2)$ ,*

- $g_{\mathbf{t}}(\eta^{(1)})$  is a radial  $\text{SLE}_\kappa^\mu(2)$  in  $\mathbb{D}$  starting from  $\exp(i\theta_{\mathbf{t}}^{(1)})$  with force point at  $\exp(i\theta_{\mathbf{t}}^{(2)})$ ,
- $g_{\mathbf{t}}(\eta^{(2)})$  is a radial  $\text{SLE}_\kappa^\mu(2)$  in  $\mathbb{D}$  starting from  $\exp(i\theta_{\mathbf{t}}^{(2)})$  with force point at  $\exp(i\theta_{\mathbf{t}}^{(1)})$ .

In particular,  $\mathbb{P}(\mathcal{G}_\mu)$  on pairs  $(\eta^{(1)}, \eta^{(2)})$  satisfies **(CI)**, **(DMP)**, **(MARG)** and **(INT)** with

$$b_j = \kappa \partial_j \log \mathcal{G}_\mu, \quad j = 1, 2. \tag{3.13}$$

*Proof.* Combining (3.12) with (1.3), we have

$$\begin{aligned}
\frac{dM_{\mathbf{t}}(\mathcal{G}_\mu)}{M_{\mathbf{t}}(\mathcal{G}_\mu)} & = \left( \frac{1}{\kappa} \cot((\theta_{\mathbf{t}}^{(1)} - \theta_{\mathbf{t}}^{(2)})/2) \phi'_{\mathbf{t},1}(\xi_{t_1}^{(1)}) + \frac{\mu}{\kappa} \phi'_{\mathbf{t},1}(\xi_{t_1}^{(1)}) + h \frac{\phi''_{\mathbf{t},1}(\xi_{t_1}^{(1)})}{\phi'_{\mathbf{t},1}(\xi_{t_1}^{(1)})} \right) d\xi_{t_1}^{(1)} \\
& + \left( \frac{1}{\kappa} \cot((\theta_{\mathbf{t}}^{(2)} - \theta_{\mathbf{t}}^{(1)})/2) \phi'_{\mathbf{t},2}(\xi_{t_2}^{(2)}) + \frac{\mu}{\kappa} \phi'_{\mathbf{t},2}(\xi_{t_2}^{(2)}) + h \frac{\phi''_{\mathbf{t},2}(\xi_{t_2}^{(2)})}{\phi'_{\mathbf{t},2}(\xi_{t_2}^{(2)})} \right) d\xi_{t_2}^{(2)}.
\end{aligned}$$

From Girsanov's theorem and (3.8) and (3.11), under  $\mathbb{P}(\mathcal{G}_\mu)$ , we have

$$\begin{aligned}
d\theta_{\mathbf{t}}^{(1)} & = \sqrt{\kappa} \phi'_{\mathbf{t},1}(\xi_{t_1}^{(1)}) d\tilde{B}_{t_1}^{(1)} + \mu \phi'_{\mathbf{t},1}(\xi_{t_1}^{(1)})^2 dt_1 \\
& + \cot((\theta_{\mathbf{t}}^{(1)} - \theta_{\mathbf{t}}^{(2)})/2) \left( \phi'_{\mathbf{t},1}(\xi_{t_1}^{(1)})^2 dt_1 + \phi'_{\mathbf{t},2}(\xi_{t_2}^{(2)})^2 dt_2 \right), \tag{3.14}
\end{aligned}$$

$$\begin{aligned}
d\theta_{\mathbf{t}}^{(2)} & = \sqrt{\kappa} \phi'_{\mathbf{t},2}(\xi_{t_2}^{(2)}) d\tilde{B}_{t_2}^{(2)} + \mu \phi'_{\mathbf{t},2}(\xi_{t_2}^{(2)})^2 dt_2 \\
& + \cot((\theta_{\mathbf{t}}^{(2)} - \theta_{\mathbf{t}}^{(1)})/2) \left( \phi'_{\mathbf{t},1}(\xi_{t_1}^{(1)})^2 dt_1 + \phi'_{\mathbf{t},2}(\xi_{t_2}^{(2)})^2 dt_2 \right), \tag{3.15}
\end{aligned}$$

where  $\tilde{B}^{(1)}$  and  $\tilde{B}^{(2)}$  are two independent Brownian motions under  $\mathbb{P}(\mathcal{G}_\mu)$ .

Therefore, taking into account the variation of the capacity parametrization (3.7), (3.14) and (3.15) show that under  $\mathbb{P}(\mathcal{G}_\mu)$ , for every  $\mathbf{t} = (t_1, t_2)$ ,  $g_{\mathbf{t}}(\eta^{(1)})$  is a radial  $\text{SLE}_\kappa^\mu(2)$  in  $\mathbb{D}$  starting from  $\exp(i\theta_{\mathbf{t}}^{(1)})$  with force point at  $\exp(i\theta_{\mathbf{t}}^{(2)})$ . Similarly,  $g_{\mathbf{t}}(\eta^{(2)})$  is a radial  $\text{SLE}_\kappa^\mu(2)$  in  $\mathbb{D}$  starting from  $\exp(i\theta_{\mathbf{t}}^{(2)})$  with force point at  $\exp(i\theta_{\mathbf{t}}^{(1)})$ . These imply **(CI)**, **(DMP)**, **(MARG)** and **(INT)**. Eq. (3.13) follows from Remark 3.4.  $\square$

Now we show the resampling property of the two-sided radial SLE with spiral.

*Proof of Theorem 1.3.* Since  $\mathcal{G}_\mu(\theta_1, \theta_2) = \lambda \mathcal{G}_\mu(\theta_2, \theta_1 + 2\pi)$  for some constant  $\lambda$  which does not depend on  $\theta_1$  and  $\theta_2$ ,  $\eta^{(1)}$  and  $\eta^{(2)}$  are interchangeable. Therefore, it suffices to show the bullet points in the statement. The marginal law of  $\eta^{(1)}$  is a consequence of Corollary 3.6, and it remains to show the conditional law of  $\eta^{(2)}$  given  $\eta^{(1)}$ .

The law of  $\eta_{[0, t_1]}^{(1)}$  is the same as radial  $\text{SLE}_\kappa$  weighted by the following local martingale:

$$M_{(t_1, 0)}(\mathcal{G}_\mu) = \left(g_{t_1}^{(1)}\right)'(0)^{\frac{3-\mu^2}{2\kappa}-\tilde{h}} \times \mathcal{G}_\mu\left(\xi_{t_1}^{(1)}, \phi_{t_1}^{(1)}(\theta_2)\right) \times \left(\phi_{t_1}^{(1)}\right)'(\theta_2)^h \left(g_{t_1}^{(1)}\right)'(0)^{\tilde{h}}.$$

The law of  $(\eta^{(1)}, \eta^{(2)})$  is the same as two independent radial  $\text{SLE}_\kappa$  weighted by the local martingale  $M_t(\mathcal{G}_\mu)$ . Therefore, the conditional law of  $\eta_{[0, t_2]}^{(2)}$  given  $\eta_{[0, t_1]}^{(1)}$  is the same as a radial  $\text{SLE}_\kappa$  weighted by

$$\frac{M_{(t_1, t_2)}(\mathcal{G}_\mu)}{M_{(t_1, 0)}(\mathcal{G}_\mu)} = \underbrace{\frac{\phi'_{t_2, 2} \left(\xi_{t_2}^{(2)}\right)^h g'_{t_2, 2}(0)^{\tilde{h}} \exp\left(\frac{c}{2} m_{t_2}\right)}{\left(\phi_{t_1}^{(1)}\right)'(\theta_2)^h \left(g_{t_1}^{(1)}\right)'(0)^{\tilde{h}}}}_{=: P_t} \times \underbrace{g'_{t_1, 1}(0)^{\frac{3-\mu^2}{2\kappa}} \frac{\mathcal{G}_\mu\left(\theta_t^{(1)}, \theta_t^{(2)}\right)}{\mathcal{G}_\mu\left(\xi_{t_1}^{(1)}, \phi_{t_1}^{(1)}(\theta_2)\right)} \phi'_{t_1, 1} \left(\xi_{t_1}^{(1)}\right)^h}_{=: R_t}.$$

From the boundary perturbation property Lemma 3.1, a radial  $\text{SLE}_\kappa$  in  $(\mathbb{D}; e^{i\theta_2}; 0)$  weighted by  $P_t$  has the same law as radial  $\text{SLE}_\kappa$  in  $(\mathbb{D} \setminus \eta_{[0, t_1]}^{(1)}; e^{i\theta_2}; 0)$ . Thus, the conditional law of  $\eta_{[0, t_2]}^{(2)}$  given  $\eta_{[0, t_1]}^{(1)}$  is the same as a radial  $\text{SLE}_\kappa$  in  $(\mathbb{D} \setminus \eta_{[0, t_1]}^{(1)}; e^{i\theta_2}; 0)$  weighted by

$$R_t = g'_{t_1, 1}(0)^{\frac{3-\mu^2}{2\kappa}} \frac{\mathcal{G}_\mu\left(\theta_t^{(1)}, \theta_t^{(2)}\right)}{\mathcal{G}_\mu\left(\xi_{t_1}^{(1)}, \phi_{t_1}^{(1)}(\theta_2)\right)} \phi'_{t_1, 1} \left(\xi_{t_1}^{(1)}\right)^h. \quad (3.16)$$

Combining Lemma 3.3 and Lemma 3.7, we see that radial  $\text{SLE}_\kappa$  in  $(\mathbb{D} \setminus \eta_{[0, t_1]}^{(1)}; e^{i\theta_2}; 0)$  converges to chordal  $\text{SLE}_\kappa$  in  $(\mathbb{D} \setminus \eta^{(1)}; e^{i\theta_2}, 0)$  as  $t_1 \rightarrow \infty$ ; and we will show in Lemma 3.8 that  $R_t \rightarrow 1$  almost surely as  $t_1 \rightarrow \infty$ . Combining these two parts, the conditional law of  $\eta_{[0, t_2]}^{(2)}$  given  $\eta^{(1)}$  is the same as chordal  $\text{SLE}_\kappa$  as desired.  $\square$

**Lemma 3.7.** Fix  $\kappa \in (0, 4]$  and  $\theta_1 < \theta_2 < \theta_1 + 2\pi$ . We assume  $\eta^{(1)} \in \mathfrak{X}(\mathbb{D}; e^{i\theta_1}; 0)$ , namely a simple curve in  $\mathbb{D}$  from  $e^{i\theta_1}$  to 0.

- For  $t_1 \in (0, \infty)$ , we denote by  $Q_{t_1}$  the law of a radial  $\text{SLE}_\kappa$  in  $(\mathbb{D} \setminus \eta_{[0, t_1]}^{(1)}; e^{i\theta_2}; 0)$ .
- We denote by  $Q_\infty$  the law of a chordal  $\text{SLE}_\kappa$  in  $(\mathbb{D} \setminus \eta^{(1)}; e^{i\theta_2}, 0)$ .

Then for any  $t_1, t_2 \in (0, \infty)$ , the law of the curve  $\eta^{(2)}$  restricted to  $[0, t_2]$  (under intrinsic capacity parametrization) under  $Q_{t_1}$  and  $Q_\infty$  are absolutely continuous. We have

$$\lim_{t_1 \rightarrow \infty} \frac{dQ_{t_1}}{dQ_\infty} \left( \eta_{[0, t_2]}^{(2)} \right) = 1, \quad Q_\infty - a.s.$$

*Proof.* It is proved in [13, Lem. 3.2] and [17]. To be self-contained and better adapted to our setting, we include its short proof in Appendix B.  $\square$

**Lemma 3.8.** *Assume the same notations as in the proof of Theorem 1.3 and recall that  $R_t$  is defined in (3.16). We have*

$$\lim_{t_1 \rightarrow \infty} R_t = 1, \quad a.s.$$

*Proof.* We first argue that, almost surely, the difference

$$\Delta_{t_1} := \phi_{t_1}^{(1)}(\theta_2) - \xi_{t_1}^{(1)}$$

is bounded away from 0 and  $2\pi$ . As the marginal law of  $\eta^{(1)}$  is radial  $\text{SLE}_\kappa^\mu(2)$ , we have

$$d\Delta_{t_1} = -\sqrt{\kappa} dB_{t_1}^{(1)} + 2 \cot(\Delta_{t_1}/2) dt_1 - \mu dt_1,$$

where  $B^{(1)}$  is one-dimensional Brownian motion. Roughly speaking, when  $\Delta_{t_1}$  is close to zero, it is absolutely continuous with respect to the Bessel process of dimension  $\kappa/8 + 1 \geq 3$ ; this explains that it is bounded away from zero. We will give more precise details below. Define

$$f(\theta) = \int_\theta^\pi \exp(2\mu u/\kappa) (\sin(u/2))^{-8/\kappa} du, \quad \text{for } \theta \in (0, \pi),$$

then  $f(\Delta_t)$  is a local martingale. Suppose  $\Delta_0 \in (0, \pi)$ , and for  $n \geq 1$ , define

$$T_n^L = \inf\{t : \Delta_t = 2^{-n} \text{ or } \Delta_t = \pi\}.$$

Optional stopping theorem gives  $\mathbb{E}[f(\Delta_{T_n})] = f(\Delta_0)$ . In particular, this implies

$$\mathbb{P}[\Delta_{T_n^L} = 2^{-n}] \sim 2^{-n(8/\kappa-1)}, \quad \text{for large } n.$$

Similarly, if we have  $\Delta_0 \in (\pi, 2\pi)$ , and for  $n \geq 1$ , define

$$T_n^R = \inf\{t : \Delta_t = 2\pi - 2^{-n} \text{ or } \Delta_t = \pi\},$$

we have

$$\mathbb{P}[\Delta_{T_n^R} = 2\pi - 2^{-n}] \sim 2^{-n(8/\kappa-1)}, \quad \text{for large } n.$$

For  $n \geq 1$ , define  $T_n = \inf\{t : \Delta_t = 2^{-n} \text{ or } \Delta_t = 2\pi - 2^{-n}\}$ , the above observations imply that

$$\mathbb{P}[T_n < \infty] \sim 2^{-n(8/\kappa-1)}, \quad \text{for large } n.$$

In particular, we have  $\sum_n \mathbb{P}[T_n < \infty] < \infty$ , and Borel-Cantelli lemma tells that almost surely, there exists  $n_0$  such that  $T_{n_0} = \infty$ . In other words, almost surely, there exists  $n_0$  such that  $\Delta_t \in (2^{-n_0}, 2\pi - 2^{-n_0})$  for all  $t$ .

Next, we show that  $R_t \rightarrow 1$  as  $t_1 \rightarrow \infty$ . We write  $I_{t_1}$  for the arc in  $\partial\mathbb{D}$  that is the image of both sides of  $\eta_{[0, t_1]}^{(1)}$  under the conformal map  $g_{t_1}^{(1)}$  extended to the boundary, see Figure 3. It is easy to see the harmonic measure of  $\partial\mathbb{D}$  seen from 0 of the domain  $\mathbb{D} \setminus \eta_{[0, t_1]}^{(1)}$  is decreasing to 0 as  $t_1 \rightarrow \infty$ . Therefore,

$$|I_{t_1}^c| = |\partial\mathbb{D} \setminus I_{t_1}| \xrightarrow{t_1 \rightarrow \infty} 0$$

where  $I_{t_1}^c = \partial\mathbb{D} \setminus I_{t_1}$ .

Lemma 3.3 shows that  $\eta_{[0,t_2]}^{(2)}$  is at positive distance from  $\eta_{[0,\infty)}^{(1)}$ . Hence, there exists  $\lambda \in (0, 1)$  such that the neighborhood

$$U = \left\{ z \in \mathbb{D} \mid \mathbb{P}_z \left( \beta \text{ hits } \eta_{[0,\infty)}^{(1)} \text{ before exiting } \mathbb{D} \right) \geq \lambda \right\}$$

satisfies  $\eta_{[0,t_2]}^{(2)} \cap U = \emptyset$ , where  $\mathbb{P}_z$  is the law of a two-dimensional Brownian motion  $\beta$  starting from  $z$ . Let

$$U_{t_1} = \left\{ z \in \mathbb{D} \mid \mathbb{P}_z \left( \beta \text{ hits } \eta_{[0,t_1]}^{(1)} \text{ before exiting } \mathbb{D} \right) \geq \lambda \right\} \subset U.$$

The image  $\tilde{U}_{t_1} := g_{t_1}^{(1)}(U_{t_1})$  is bounded by  $I_{t_1}$  and a circular arc  $\alpha_{t_1}$  meeting the endpoints of  $I_{t_1}$  with angle  $\lambda/\pi$ . Since  $|I_{t_1}^c| \rightarrow 0$ , the diameter of the domain  $\mathbb{D} \setminus \tilde{U}_{t_1}$ , which contains  $\tilde{\eta}_{[0,t_2]}^{(2)} = g_{t_1}^{(1)}(\eta_{[0,t_2]}^{(2)})$ , converges to 0.

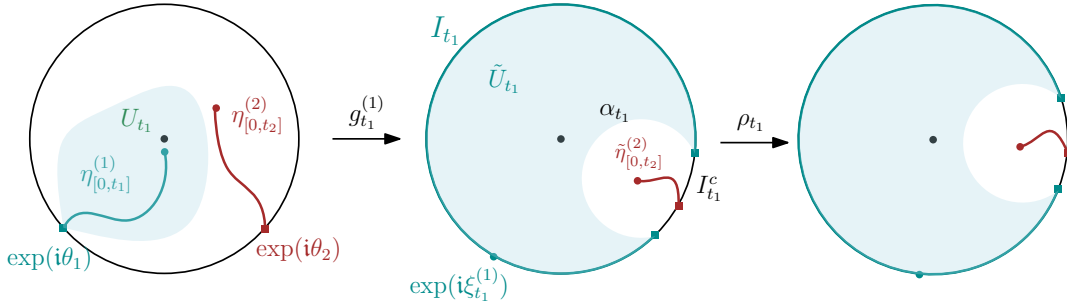


Figure 5: Illustration of the domains  $U_{t_1}$  and  $\tilde{U}_{t_1} := g_{t_1}^{(1)}(U_{t_1})$  and the rotation map  $\rho_{t_1}$ .

Recall that the map  $g_{t,1}$  maps out the curve  $\tilde{\eta}_{[0,t_2]}^{(2)} = g_{t_1}^{(1)}(\eta_{[0,t_2]}^{(2)})$ . If we conjugate  $g_{t,1}$  by the rotation  $\rho_{t_1} : \mathbb{D} \rightarrow \mathbb{D}$  such that the image of the mid-point of  $\alpha_{t_1}$  under  $\rho_{t_1}$  lies in  $(0, 1)$  (so that  $R(\alpha_{t_1})$  is symmetric with respect to the real line and  $\rho_{t_1}(\alpha_{t_1})$  shrinks to the point  $1 \in \partial\mathbb{D}$ ), the map  $\tilde{g}_{t,1} := \rho_{t_1} \circ g_{t,1} \circ \rho_{t_1}^{-1}$  converges in Carathéodory topology (namely, uniformly on compact subsets) to the identity map in  $\mathbb{D}$  as  $t_1 \rightarrow \infty$ . If we Schwarz-reflect  $g_{t,1}$  along  $\partial\mathbb{D} \setminus g_{t_1}^{(1)}(\exp(i\theta_2))$ , we see that the convergence also extends to the boundary, more precisely, we obtain that  $\tilde{g}_{t,1}$  converges uniformly on all compact subsets of  $\overline{\mathbb{D}} \setminus \{1\}$  (and the map is well-defined on every such compact subset for large enough  $t_1$ ), so do the derivatives of  $\tilde{g}_{t,1}$  with respect to  $z$ .

Finally, since  $\Delta_{t_1}$  is bounded away from 0 and  $2\pi$  almost surely, as we proved above, we obtain that  $R_t \rightarrow 1$  almost surely, which completes the proof.  $\square$

**Remark 3.9.** Two-sided radial  $\text{SLE}_\kappa$  with spiral can be generalized to the multiple-sided case:  $N$ -sided radial  $\text{SLE}_\kappa$  with spiraling rate  $\mu$  for  $N \geq 2$  can be defined a similar way as in Definition 1.2 where the partition function  $\mathcal{G}_\mu$  shall be replaced by

$$\mathcal{G}_\mu(\theta_1, \dots, \theta_N) = \prod_{1 \leq i < j \leq N} (\sin((\theta_j - \theta_i)/2))^{2/\kappa} \times \exp \left( \frac{\mu}{\kappa} \sum_{j=1}^N \theta_j \right),$$

for  $\theta_1 < \dots < \theta_N < \theta_1 + 2\pi$ . When  $\mu = 0$ , it is the same as the partition function for  $N$ -sided radial  $\text{SLE}_\kappa$  in [10].

### 3.3 Chordal SLE weighted by conformal radius

In this section, we show that the partition functions  $\mathcal{Z}_\alpha$  correspond to chordal SLE weighted by the conformal radius to the power  $-\alpha$ .

For this, we first calculate the Laplace transform of the conformal radius of the complement of chordal SLE. Usually, chordal SLE is defined in the upper-half plane as in Appendix B. It is more convenient here to describe it in the unit disc  $\mathbb{D}$  via a change of coordinate. Fix  $\kappa \in (0, 8)$  and  $\theta_1 < \theta_2 < \theta_1 + 2\pi$ . Suppose  $\gamma$  is chordal  $\text{SLE}_\kappa$  in  $(\mathbb{D}; e^{i\theta_1}, e^{i\theta_2})$ . We parameterize it by the capacity and define  $g_t, \xi_t$  accordingly as in Section 3.1. Denote by  $T$  the first time  $\gamma$  disconnects  $e^{i\theta_2}$  from the origin. A chordal  $\text{SLE}_\kappa$  in  $(\mathbb{D}; e^{i\theta_1}, e^{i\theta_2})$ , up to  $T$ , has the same law as radial  $\text{SLE}_\kappa(\kappa - 6)$  starting from  $e^{i\theta_1}$  with force point  $e^{i\theta_2}$ , up to the same time, see [33]. In other words, its driving function  $\xi_t$  solves the following SDE:

$$\begin{cases} \xi_0 = \theta_1, V_0 = \theta_2, \\ d\xi_t = \sqrt{\kappa} dB_t + \frac{\kappa - 6}{2} \cot((\xi_t - V_t)/2) dt, \\ dV_t = \cot((V_t - \xi_t)/2) dt. \end{cases} \quad (3.17)$$

Note that the conformal radius  $\text{CR}(\mathbb{D} \setminus \gamma)$  is the same as  $e^{-T}$ ; thus its Laplace transform can be derived from the SDE (3.17).

**Lemma 3.10.** *Fix  $\kappa \in (0, 8)$  and  $\theta_1 < \theta_2 < \theta_1 + 2\pi$ . We denote  $\theta = \theta_2 - \theta_1 \in (0, 2\pi)$ . Suppose  $\gamma$  is chordal  $\text{SLE}_\kappa$  in  $(\mathbb{D}; e^{i\theta_1}, e^{i\theta_2})$  and denote by  $\mathbb{E}_\theta$  the expectation with respect to  $\gamma$ . Denote by  $\text{CR}(\mathbb{D} \setminus \gamma)$  the conformal radius of  $\mathbb{D} \setminus \gamma$  seen from the origin. For  $\alpha \in \mathbb{R}$ , we define*

$$\Phi(\kappa, \alpha; u) := \mathbb{E}_\theta [\text{CR}(\mathbb{D} \setminus \gamma)^{-\alpha}], \quad \text{where } u = (\sin(\theta/4))^2 \in (0, 1). \quad (3.18)$$

*Then  $\Phi(\kappa, \alpha; u)$  is finite for  $u \in (0, 1)$  if only and if  $\alpha < 1 - \kappa/8$ . Moreover, when  $\alpha < 1 - \kappa/8$ ,  $\Phi(u) = \Phi(\kappa, \alpha; u)$  satisfies the following ODE*

$$u(1-u)\Phi'' + \frac{3\kappa-8}{2\kappa}(1-2u)\Phi' + \frac{8\alpha}{\kappa}\Phi = 0, \quad (3.19)$$

*and the symmetry*

$$\Phi(u) = \Phi(1-u), \quad u \in (0, 1). \quad (3.20)$$

*Proof.* We first show that  $\Phi(\kappa, \alpha; u)$  is finite as long as  $\alpha < 1 - \kappa/8$ . This is done in [28, Proof of Prop. 3.5]. For the reader's convenience, we summarize its proof here.

When  $\alpha < 0$ , since  $\text{CR}(\mathbb{D} \setminus \gamma) < 1$  by Schwarz lemma, we obtain immediately that  $\Phi(\kappa, \alpha; u) < \infty$ .

When  $\alpha \in (0, 1 - \kappa/8)$ , we will derive  $\Phi$  in terms of hypergeometric functions. We set

$$A = 1 - \frac{4}{\kappa} + \sqrt{\left(1 - \frac{4}{\kappa}\right)^2 + \frac{8\alpha}{\kappa}}, \quad B = 1 - \frac{4}{\kappa} - \sqrt{\left(1 - \frac{4}{\kappa}\right)^2 + \frac{8\alpha}{\kappa}}, \quad C = \frac{3}{2} - \frac{4}{\kappa}.$$

Assume  $C \notin \mathbb{Z}$  and define

$$f_1(u) := {}_2F_1(A, B, C; u), \quad f_2(u) := u^{1-C} {}_2F_1(1 + A - C, 1 + B - C, 2 - C, u),$$

where  ${}_2F_1$  is the hypergeometric function (see e.g. [1, Eq.(15.1.1)]). Note that  $f_1, f_2$  are two linearly independent solutions to ODE (3.19). Let us check the values of  $f_1, f_2$  at the endpoints  $u = 0$  or  $u = 1$ . Since  $\kappa \in (0, 8)$  and  $\alpha \in (0, 1 - \kappa/8)$  and  $C \notin \mathbb{Z}$ , we have

$$A < 1, \quad B \in (1 - 8/\kappa, 1 - 4/\kappa], \quad C \in (-\infty, 1) \setminus \mathbb{Z}, \quad C > A + B.$$

From [1, Eq.(15.1.20)], we have

$$\begin{aligned} f_1(0) &= 1, \quad f_1(1) = \frac{\Gamma(C)\Gamma(C - A - B)}{\Gamma(C - A)\Gamma(C - B)} = \frac{\cos\left(\pi\sqrt{\left(1 - \frac{4}{\kappa}\right)^2 + \frac{8\alpha}{\kappa}}\right)}{\cos\left(\pi\left(1 - \frac{4}{\kappa}\right)\right)}; \\ f_2(0) &= 0, \quad f_2(1) = \frac{\Gamma(2 - C)\Gamma(1 - C)}{\Gamma(1 - A)\Gamma(1 - B)} \in (0, \infty). \end{aligned}$$

We parameterize  $\gamma$  by the capacity, then its driving function  $\xi_t$  solves SDE (3.17). We denote  $\theta_t = V_t - \xi_t$ . The process  $\theta_t$  satisfies the SDE:

$$d\theta_t = \sqrt{\kappa} dB_t + \frac{\kappa - 4}{2} \cot(\theta_t/2) dt. \quad (3.21)$$

The disconnection time  $T$  is the first time that  $\theta_t$  hits 0 or  $2\pi$ . Suppose  $f$  is an analytic function defined on  $(0, 1)$ . Then  $e^{\alpha t} f((\sin(\theta_t/4))^2)$  is a local martingale if and only if  $f$  satisfies (3.19). Since  $f_1, f_2$  are solutions to this ODE, the processes

$$e^{\alpha t} f_1((\sin(\theta_t/4))^2) \quad \text{and} \quad e^{\alpha t} f_2((\sin(\theta_t/4))^2)$$

are local martingales. These martingales are also considered in [32]. Since  $f_1, f_2$  are finite at  $u = 0$  and  $u = 1$ , and the lifetime  $T$  has finite expectation, we may conclude that these two local martingales are martingales up to  $T$ . Then the optional stopping theorem gives

$$\begin{cases} \mathbb{E}_\theta \left[ e^{\alpha T} 1_{\{\theta_T=0\}} \right] + f_1(1) \mathbb{E}_\theta \left[ e^{\alpha T} 1_{\{\theta_T=2\pi\}} \right] = f_1((\sin(\theta/4))^2); \\ f_2(1) \mathbb{E}_\theta \left[ e^{\alpha T} 1_{\{\theta_T=2\pi\}} \right] = f_2((\sin(\theta/4))^2). \end{cases}$$

As  $\text{CR}(\mathbb{D} \setminus \gamma) = e^{-T}$ , the above relation gives

$$\mathbb{E}_\theta [\text{CR}(\mathbb{D} \setminus \gamma)^{-\alpha}] = f_1((\sin(\theta/4))^2) + \frac{1 - f_1(1)}{f_2(1)} f_2((\sin(\theta/4))^2). \quad (3.22)$$

In particular, this implies that  $\Phi(\kappa, \alpha; u)$  is finite for  $u \in (0, 1)$  when

$$\kappa \in (0, 8), \quad C = \frac{3}{2} - \frac{4}{\kappa} \notin \mathbb{Z}, \quad \alpha \in (0, 1 - \kappa/8).$$

As  $\Phi(\kappa, \alpha; u)$  is continuous in  $\kappa \in (0, 8)$  and is increasing in  $\alpha$ , we conclude that  $\Phi(\kappa, \alpha; u)$  is finite for  $u \in (0, 1)$  when

$$\kappa \in (0, 8), \quad \alpha < 1 - \kappa/8.$$

Moreover, when  $\alpha \in (0, 1 - \kappa/8)$  and  $C = \frac{3}{2} - \frac{4}{\kappa} \notin \mathbb{Z}$ ,

$$\Phi(u) = \Phi(\kappa, \alpha; u) = \mathbb{E}_\theta[\text{CR}(\mathbb{D} \setminus \gamma)^{-\alpha}] = f_1(u) + \frac{1 - f_1(1)}{f_2(1)} f_2(u)$$

satisfies (3.19). In fact,  $\Phi$  satisfies (3.19) for all  $\kappa \in (0, 8)$  and  $\alpha < 1 - \kappa/8$ . Note that

$$e^{\alpha t} \Phi\left((\sin(\theta_t/4))^2\right) = \mathbb{E}_\theta\left[\text{CR}(\mathbb{D} \setminus \gamma)^{-\alpha} \mid \gamma_{[0,t]}\right] \quad (3.23)$$

is a martingale and  $\theta_t$  satisfies (3.21). Thus,  $\Phi$  is a weak solution for (3.19) and

$$(\sin((\theta_2 - \theta_1)/2))^{-2h} \Phi\left((\sin((\theta_2 - \theta_1)/4))^2\right)$$

is a weak solution to the radial BPZ equations. As the operators in the radial BPZ equations are hypoelliptic, see Remark 2.7, weak solutions are strong solutions. Thus  $\Phi$  is a  $C^2$  solution to (3.19) for all  $\kappa \in (0, 8)$  and  $\alpha < 1 - \kappa/8$ . The symmetry in (3.20) is clear from the definition.

Finally, let us consider the case when  $\alpha \geq 1 - \kappa/8$ . Fix  $\kappa \in (0, 8)$  with  $C \notin \mathbb{Z}$ . As  $\alpha \uparrow (1 - \kappa/8)$ , we have

$$\begin{aligned} A &\rightarrow 1, & B &\rightarrow (1 - 8/\kappa), \\ f_1(u) &\rightarrow {}_2F_1(1, 1 - 8/\kappa, 3/2 - 4/\kappa; u) \in (-\infty, \infty), & f_1(1) &\rightarrow -1, \\ f_2(u) &\rightarrow u^{1-C} {}_2F_1(1 + 4/\kappa, 1/2 - 4/\kappa, 1/2 + 4/\kappa; u) \neq 0, & f_2(1) &\rightarrow 0. \end{aligned}$$

Plugging into (3.22), we see that

$$\Phi(\kappa, \alpha; u) \uparrow \infty, \quad \text{as } \alpha \uparrow (1 - \kappa/8).$$

Note that  $\Phi(\kappa, \alpha; u)$  is increasing in  $\alpha$ . This completes the proof.  $\square$

**Corollary 3.11.** *Fix  $\kappa \in (0, 8)$  and  $\theta_1 < \theta_2 < \theta_1 + 2\pi$ . We denote  $\theta = \theta_2 - \theta_1 \in (0, 2\pi)$ . Suppose  $\gamma$  is chordal  $\text{SLE}_\kappa$  in  $(\mathbb{D}; e^{i\theta_1}, e^{i\theta_2})$  and denote by  $\mathbb{E}_\theta$  the expectation with respect to  $\gamma$ . Recall that  $\mathcal{Z}_\alpha$  is defined in (1.4) for  $\alpha < 1 - \kappa/8$  and  $\mathcal{G}_\mu$  is defined in (1.3) for  $\mu \in \mathbb{R}$ . Recall that  $h = \frac{6-\kappa}{2\kappa}$  from (3.1). Then we have*

$$\mathcal{Z}_\alpha(\theta_1, \theta_2) = (\sin(\theta/2))^{-2h} \frac{\mathbb{E}_\theta[\text{CR}(\mathbb{D} \setminus \gamma)^{-\alpha}]}{\mathbb{E}_\pi[\text{CR}(\mathbb{D} \setminus \gamma)^{-\alpha}]}, \quad \text{for } \alpha < 1 - \kappa/8. \quad (3.24)$$

Moreover, we have

$$\frac{\mathbb{E}_\theta[\text{CR}(\mathbb{D} \setminus \gamma)^{-\alpha}]}{\mathbb{E}_\pi[\text{CR}(\mathbb{D} \setminus \gamma)^{-\alpha}]} = (\sin(\theta/2))^{2h} \mathcal{Z}_\alpha(\theta_1, \theta_2) \rightarrow (\sin(\theta/2))^{2h} \mathcal{G}_0(\theta_1, \theta_2) \quad (3.25)$$

as  $\alpha \uparrow (1 - \kappa/8)$ .

*Proof.* We denote  $u = (\sin(\theta/4))^2$ . Recall from (1.4) that  $\phi_\alpha$  is the unique solution to (1.5). Comparing with (3.19) and (3.20), it is clear that

$$\phi_\alpha(\cdot) = \frac{\Phi(\kappa, \alpha; \cdot)}{\Phi(\kappa, \alpha; 1/2)}.$$

Thus

$$\mathcal{Z}_\alpha(\theta_1, \theta_2) := (\sin(\theta/2))^{-2h} \phi_\alpha(u) = (\sin(\theta/2))^{-2h} \frac{\mathbb{E}_\theta[\text{CR}(\mathbb{D} \setminus \gamma)^{-\alpha}]}{\mathbb{E}_\pi[\text{CR}(\mathbb{D} \setminus \gamma)^{-\alpha}]},$$

as desired in (3.24). Moreover, we have

$$\frac{\mathbb{E}_\theta[\text{CR}(\mathbb{D} \setminus \gamma)^{-\alpha}]}{\mathbb{E}_\pi[\text{CR}(\mathbb{D} \setminus \gamma)^{-\alpha}]} = (\sin(\theta/2))^{2h} \mathcal{Z}_\alpha(\theta_1, \theta_2) = \phi_\alpha(u)$$

which converges to  $\phi_{\alpha_0}(u) = (\sin(\theta/2))^{2h} \mathcal{G}_0(\theta_1, \theta_2)$  as  $\alpha \rightarrow \alpha_0 = 1 - \kappa/8$  by Lemma A.1. This gives (3.25).  $\square$

**Corollary 3.12.** *Fix  $\kappa \in (0, 8)$  and  $\alpha < 1 - \kappa/8$ . Denote by  $\mathbb{P}$  the law of  $\gamma$  chordal  $\text{SLE}_\kappa$  in  $(\mathbb{D}; e^{i\theta_1}, e^{i\theta_2})$  with  $\theta_1 < \theta_2 < \theta_1 + 2\pi$ . Let  $\eta^{(1)}$  be  $\gamma$  and let  $\eta^{(2)}$  be the time-reversal of  $\gamma$  and still denote by  $\mathbb{P}$  the induced law on  $(\eta^{(1)}, \eta^{(2)})$ . We define  $\mathcal{Z}_\alpha$  as in (1.4). Denote by  $\mathbb{P}(\mathcal{Z}_\alpha)$  the probability measure obtained by weighting  $\mathbb{P}$  by  $\text{CR}(\mathbb{D} \setminus \gamma)^{-\alpha}$ . Then, under  $\mathbb{P}(\mathcal{Z}_\alpha)$ , the family of local laws obtained by restricting the pair  $(\eta^{(1)}, \eta^{(2)})$  in disjoint neighborhoods satisfies **(CI)**, **(DMP)**, **(MARG)** and **(INT)** with*

$$b_j = \kappa \partial_j \log \mathcal{Z}_\alpha, \quad j = 1, 2.$$

More precisely, the driving function of  $\eta^{(1)}$  solves the following SDE, up to the first time  $e^{i\theta_2}$  is disconnected from the origin:

$$\begin{cases} \xi_0^{(1)} = \theta_1, V_0^{(2)} = \theta_2, \\ d\xi_t^{(1)} = \sqrt{\kappa} d\tilde{B}_t^{(1)} + \kappa \partial_1(\log \mathcal{Z}_\alpha)(\xi_t^{(1)}, V_t^{(2)}) dt, \\ dV_t^{(2)} = \cot\left((V_t^{(2)} - \xi_t^{(1)})/2\right) dt, \end{cases} \quad (3.26)$$

where  $\tilde{B}^{(1)}$  is Brownian motion under  $\mathbb{P}(\mathcal{Z}_\alpha)$ . Similarly, the driving function of  $\eta^{(2)}$  solves the following SDE, up to the first time  $e^{i\theta_1}$  is disconnected from the origin:

$$\begin{cases} V_0^{(1)} = \theta_1, \xi_0^{(2)} = \theta_2, \\ d\xi_t^{(2)} = \sqrt{\kappa} d\tilde{B}_t^{(2)} + \kappa \partial_2(\log \mathcal{Z}_\alpha)(V_t^{(1)}, \xi_t^{(2)}) dt, \\ dV_t^{(1)} = \cot\left((V_t^{(1)} - \xi_t^{(2)})/2\right) dt, \end{cases} \quad (3.27)$$

where  $\tilde{B}^{(2)}$  is Brownian motion under  $\mathbb{P}(\mathcal{Z}_\alpha)$ .

*Proof.* The fact that the local laws obtained by restricting the pair  $(\eta^{(1)}, \eta^{(2)}) \sim \mathbb{P}(\mathcal{Z}_\alpha)$  in disjoint neighborhoods satisfies **(CI)**, **(DMP)**, **(MARG)** and **(INT)** follows from the reversibility of SLE (proved in [22, 23, 36]): suppose  $\gamma$  is chordal  $\text{SLE}_\kappa$  in  $\mathbb{D}$  from  $e^{i\theta_1}$  to  $e^{i\theta_2}$  with  $\kappa \in (0, 8)$ , the time-reversal of  $\gamma$  has the same law as chordal  $\text{SLE}_\kappa$  in  $\mathbb{D}$  from  $e^{i\theta_2}$

to  $e^{i\theta_1}$ . It remains to check (3.26) and (3.27). As the pair  $(\eta^{(1)}, \eta^{(2)})$  is interchangeable, it suffices to check (3.26).

Denote  $\Phi(\cdot) = \Phi(\kappa, \alpha; \cdot)$  as in (3.18). Using the same notations as in the proof of Lemma 3.10, we denote the martingale in (3.23) by

$$M_t(\alpha) := e^{\alpha t} \Phi \left( (\sin(\theta_t/4))^2 \right).$$

Then  $\mathbb{P}(\mathcal{Z}_\alpha)$  is the same as  $\mathbb{P}$  tilting by  $M_t(\alpha)$ . Recall from (3.21), under  $\mathbb{P}$ , we have

$$d\theta_t = \sqrt{\kappa} dB_t + \frac{\kappa - 4}{2} \cot(\theta_t/2) dt.$$

Thus, under  $\mathbb{P}$ , we have

$$\frac{dM_t(\alpha)}{M_t(\alpha)} = \frac{\sqrt{\kappa}}{4} \frac{\Phi'}{\Phi} \sin(\theta_t/2) dB_t.$$

Girsanov's theorem tells that

$$\tilde{B}_t = B_t - \frac{\sqrt{\kappa}}{4} \frac{\Phi'}{\Phi} \sin(\theta_t/2) dt$$

is Brownian motion under  $\mathbb{P}(\mathcal{Z}_\alpha)$ . Combining with (3.24), we obtain (3.26).  $\square$

Now, we are ready to complete the proof of Theorem 1.1.

*Proof of Theorem 1.1.* The conclusion follows from Theorem 2.4, Corollary 3.6 and Corollary 3.12.  $\square$

**Remark 3.13.** Using the same notations as in Lemma 3.10, for  $\kappa \in (0, 8)$  and  $\alpha < 1 - \kappa/8$ , we consider

$$\Phi^L(\kappa, \alpha; u) := \mathbb{E}_\theta \left[ \text{CR}(\mathbb{D} \setminus \gamma)^{-\alpha} 1_{\{0 \text{ is to the left of } \gamma\}} \right].$$

Then  $\Phi^L(\cdot) = \Phi^L(\kappa, \alpha; \cdot)$  also satisfies the ODE (3.19), but it does not enjoy the symmetry (3.20) anymore. This gives an example of locally commuting 2-radial SLE without interchangeability.

## 4 Semiclassical limits of commutation relation

### 4.1 Commutation relation when $\kappa = 0$

We now consider the commutation relation when  $\kappa = 0$ . In the multichordal SLE case, a similar semiclassical limit of partition functions was considered in [26] and [2].

It is not hard to see that the infinitesimal commutation relation (Proposition 2.2) also holds when  $\kappa = 0$ . However, we need to derive the BPZ equation and classify the partition functions differently, which we summarize in the following proposition.

**Proposition 4.1.** *We consider an interchangeable and locally commuting 2-radial  $\text{SLE}_0$ . Let  $b_1, b_2 : S^1 \times S^1 \setminus \Delta \rightarrow \mathbb{R}$  be  $C^2$  functions as in the condition **(MARG)**. Then (2.4) and (2.6) imply that there exists  $\mathcal{U} : \{(\theta_1, \theta_2) \in \mathbb{R}^2 \mid \theta_1 < \theta_2 < \theta_1 + 2\pi\} \rightarrow \mathbb{R}_{>0}$  and a constant  $C$  such that*

$$b_j = \partial_j \mathcal{U}, \quad j = 1, 2$$

and

$$\begin{aligned} (\partial_2 \mathcal{U})^2 + 2 \cot(\theta_{12}/2) \partial_1 \mathcal{U} - \frac{3}{(\sin(\theta_{12}/2))^2} &= C, \\ (\partial_1 \mathcal{U})^2 + 2 \cot(\theta_{21}/2) \partial_2 \mathcal{U} - \frac{3}{(\sin(\theta_{21}/2))^2} &= C, \end{aligned} \tag{4.1}$$

where  $\theta_{21} = \theta_2 - \theta_1 = -\theta_{12}$ . The only solutions are

$$\mathcal{U}(\theta_1, \theta_2) = \mathcal{U}_\mu(\theta_1, \theta_2) := 2 \log \sin(\theta_{21}/2) + \mu(\theta_1 + \theta_2) \tag{4.2}$$

for some  $\mu \in \mathbb{R}$  or

$$\mathcal{U}(\theta_1, \theta_2) = -6 \log \sin(\theta_{21}/2) \tag{4.3}$$

up to an additive constant.

*Proof.* The proof up to (2.11) is verbatim when  $\kappa = 0$ .

From (2.9) we know that there is a function  $\mathcal{U} : \{(\theta_1, \theta_2) \mid \theta_1 < \theta_2 < \theta_1 + 2\pi\} \rightarrow \mathbb{R}$  such that we can write  $b_1 = \partial_1 \mathcal{U}$  and  $b_2 = \partial_2 \mathcal{U}$ . Equations (2.10) and (2.11) give:

$$\partial_1 \left( (\partial_2 \mathcal{U})^2 + 2 \cot(\theta_{12}/2) \partial_1 \mathcal{U} - \frac{3}{(\sin(\theta_{12}/2))^2} \right) = 0 \tag{4.4}$$

$$\partial_2 \left( (\partial_1 \mathcal{U})^2 + 2 \cot(\theta_{21}/2) \partial_2 \mathcal{U} - \frac{3}{(\sin(\theta_{21}/2))^2} \right) = 0. \tag{4.5}$$

We obtain similarly as in Proposition 2.3 and Lemma 2.5 that there exists a constant  $C$  such that (4.1) holds. We also obtain

$$0 = \partial_1(\partial_1 \mathcal{U} + \partial_2 \mathcal{U}) = \partial_2(\partial_1 \mathcal{U} + \partial_2 \mathcal{U})$$

using the rotational invariance of  $b_j$ . We let  $\mu \in \mathbb{R}$  such that

$$2\mu \equiv \partial_1 \mathcal{U} + \partial_2 \mathcal{U}.$$

Taking the differences of the equations in (4.1), we obtain

$$(\partial_1 \mathcal{U} - \partial_2 \mathcal{U} + 2 \cot(\theta_{21}/2)) \mu = 0 \tag{4.6}$$

**Case 1:** If  $\mu \neq 0$ , then

$$\partial_1 \mathcal{U} = -\cot(\theta_{21}/2) + \mu, \quad \partial_2 \mathcal{U} = \cot(\theta_{21}/2) + \mu.$$

Therefore, up to an additive constant, we have

$$\mathcal{U} = 2 \log \sin(\theta_{21}/2) + \mu(\theta_1 + \theta_2).$$

**Case 2:** If  $\mu = \partial_1 \mathcal{U} + \partial_2 \mathcal{U} = 0$ , then  $\mathcal{U}$  only depends on  $\theta := \theta_2 - \theta_1$  and writing  $\mathcal{U}(\theta) = \mathcal{U}(\theta_1, \theta_2)$  with a slight abuse of notation, we have from the interchangeability condition that

$$\mathcal{U}(\theta) = \mathcal{U}(2\pi - \theta). \quad (4.7)$$

Thus, (4.1) becomes

$$(\mathcal{U}'(\theta) + \cot(\theta/2))^2 = C + \frac{3 + (\cos(\theta/2))^2}{(\sin(\theta/2))^2}. \quad (4.8)$$

Eq. (4.8) gives the solutions

$$\mathcal{U}'(\theta) = \pm \sqrt{C + \frac{3 + (\cos(\theta/2))^2}{(\sin(\theta/2))^2} - \cot(\theta/2)}.$$

Since  $\mathcal{U}'(\pi) = 0$  from (4.7), this implies that  $C = -3$  and

$$\mathcal{U}'(\theta) = \cot(\theta/2) \text{ or } -3 \cot(\theta/2).$$

Namely,

$$\mathcal{U}(\theta) = 2 \log \sin(\theta/2) \text{ or } -6 \log \sin(\theta/2)$$

up to an additive constant. □

We have defined the two-sided radial  $\text{SLE}_\kappa$  with spiraling rate  $\mu$  for  $\kappa \in (0, 4]$  in Definition 1.2, we now extend the definition to the case  $\kappa = 0$ .

**Definition 4.2.** We use the same notations as in Figure 3, we say that a deterministic pair of continuous simple curves  $(\eta^{(1)}, \eta^{(2)})$  is the two-sided radial  $\text{SLE}_0$  with spiraling rate  $\mu$  in  $(\mathbb{D}; e^{i\theta_1}, e^{i\theta_2}; 0)$  if we have for all  $\mathbf{t} = (t_1, t_2)$ ,

$$\begin{cases} \theta_{(0,0)}^{(1)} = \theta_1, & \theta_{(0,0)}^{(2)} = \theta_2, \\ d\theta_{\mathbf{t}}^{(1)} = \mu \phi'_{\mathbf{t},1} (\xi_{t_1}^{(1)})^2 dt_1 + \cot((\theta_{\mathbf{t}}^{(1)} - \theta_{\mathbf{t}}^{(2)})/2) \left( \phi'_{\mathbf{t},1} (\xi_{t_1}^{(1)})^2 dt_1 + \phi'_{\mathbf{t},2} (\xi_{t_2}^{(2)})^2 dt_2 \right), \\ d\theta_{\mathbf{t}}^{(2)} = \mu \phi'_{\mathbf{t},2} (\xi_{t_2}^{(2)})^2 dt_2 + \cot((\theta_{\mathbf{t}}^{(2)} - \theta_{\mathbf{t}}^{(1)})/2) \left( \phi'_{\mathbf{t},1} (\xi_{t_1}^{(1)})^2 dt_1 + \phi'_{\mathbf{t},2} (\xi_{t_2}^{(2)})^2 dt_2 \right). \end{cases}$$

To justify such a pair exists, we note that when  $t_2 \equiv 0$ , we write  $\theta_{\mathbf{t}}^{(1)} = \xi_{t_1}^{(1)}$  and  $\theta_{\mathbf{t}}^{(2)} = V_{t_1}^{(2)}$ , then

$$\begin{cases} \xi_0^{(1)} = \theta_1, & V_0^{(2)} = \theta_2, \\ d\xi_{t_1}^{(1)} = \mu dt_1 + \cot((\xi_{t_1}^{(1)} - V_{t_1}^{(2)})/2) dt_1 = \partial_1 \mathcal{U}_\mu(\xi_{t_1}^{(1)}, V_{t_1}^{(2)}) dt_1, \\ dV_{t_1}^{(2)} = \cot((V_{t_1}^{(2)} - \xi_{t_1}^{(1)})/2) dt_1, \end{cases} \quad (4.9)$$

which shows  $\eta^{(1)}$  is the radial  $\text{SLE}_0^\mu(2)$  with force point  $e^{i\theta_2}$ . Similarly,  $\eta^{(2)}$  is the radial  $\text{SLE}_0^\mu(2)$  with force point  $e^{i\theta_1}$ . As in Corollary 3.6, the system of equations in Definition 4.2 is simply the two-time version of (4.9) starting from  $\mathbf{t}$  after capacity-reparametrization.

Since  $\mathcal{U}_\mu$  satisfies the commutation relation as we showed in Proposition 4.1, we know that  $(\eta^{(1)}, \eta^{(2)})$  gives a pair in Definition 4.2 if we show that  $\theta_{\mathbf{t}}^{(2)} \notin \{\theta_{\mathbf{t}}^{(1)}, \theta_{\mathbf{t}}^{(1)} + 2\pi\}$  for all  $\mathbf{t}$ . Indeed, the map  $t_2 \mapsto \theta_{(0,t_2)}^{(2)} - \theta_{(0,t_2)}^{(1)}$  is repulsive away from  $\{0, 2\pi\}$ , so is well-defined and for all  $t_2 \geq 0$ . Similarly, for fixed  $t_2$ , the function  $t_1 \mapsto \theta_{(t_1,t_2)}^{(2)} - \theta_{(t_1,t_2)}^{(1)}$  is repulsive away from  $\{0, 2\pi\}$ , so  $\theta_{\mathbf{t}}^{(2)} \notin \{\theta_{\mathbf{t}}^{(1)}, \theta_{\mathbf{t}}^{(1)} + 2\pi\}$  for all  $t_1, t_2 \geq 0$ .

**Corollary 4.3.** *The only interchangeable and locally commuting 2-radial  $\text{SLE}_0$  are the two-sided radial  $\text{SLE}_0$  with spiraling rate  $\mu \in \mathbb{R}$  and the chordal  $\text{SLE}_0$ .*

*Proof.* When  $\mathcal{U} = \mathcal{U}_\mu$ , the corresponding commuting  $\text{SLE}_0$  is the two-sided radial  $\text{SLE}_0$  (with spiraling rate  $\mu$ ).

When  $\mathcal{U}(\theta_1, \theta_2) = -6 \log \sin(\theta_{21}/2)$ , the corresponding commuting  $\text{SLE}_0$  is the chordal  $\text{SLE}_0$  in  $(\mathbb{D}; e^{i\theta_1}, e^{i\theta_2})$  and its time-reversal.  $\square$

**Remark 4.4.** We note that when  $\mathcal{U}(\theta_1, \theta_2) = \mathcal{U}_0(\theta_1, \theta_2) = 2 \log \sin(\theta_{21}/2)$ , the corresponding commuting  $\text{SLE}_0$  is the two-sided radial  $\text{SLE}_0$  (with zero spiraling rate). This is also the geodesic pair in  $\mathfrak{X}(\mathbb{D}; e^{i\theta_1}, e^{i\theta_2}; 0)$  studied in [20, 21, 35], or in other words, the concatenation of  $\eta^{(1)}$  and  $\eta^{(2)}$  is the chord minimizing the chordal Loewner energy among all chords in  $(\mathbb{D}; e^{i\theta_1}, e^{i\theta_2})$  passing through 0, hence can be viewed as the chordal  $\text{SLE}_0$  “conditioned” to pass through 0.

We remark that, unlike the  $\kappa > 0$  case, we do not have the second one-parameter family given by weighting by conformal radius as described in Section 3.3.

## 4.2 Comments on semiclassical limits of partition functions

To understand the reason why the second one-parameter family given by  $\mathcal{Z}_\alpha$  disappears when  $\kappa = 0$ , we now take a closer look at the semiclassical limit ( $\kappa \rightarrow 0$ ) of  $\mathcal{G}_\mu$  and  $\mathcal{Z}_\alpha$ .

For  $\mu \in \mathbb{R}$ , recall that  $\mathcal{G}_\mu$  is defined in (1.3):

$$\mathcal{G}_\mu(\theta_1, \theta_2) = (\sin((\theta_2 - \theta_1)/2))^{2/\kappa} \exp\left(\frac{\mu}{\kappa}(\theta_1 + \theta_2)\right).$$

**Lemma 4.5.** *Fix  $\mu \in \mathbb{R}$  and  $0 < \theta_1 < \theta_2 < \theta_1 + 2\pi$ , we have*

$$\lim_{\kappa \rightarrow 0} \kappa \log \mathcal{G}_\mu(\theta_1, \theta_2) = 2 \log \sin((\theta_2 - \theta_1)/2) + \mu(\theta_1 + \theta_2) \quad (4.10)$$

*which is the solution (4.2) in Proposition 4.1.*

*Proof.* This is immediate from the expression of  $\mathcal{G}_\mu$ .  $\square$

For  $\alpha < 1 - \kappa/8$ , recall that  $\mathcal{Z}_\alpha$  is defined in (1.4):

$$\mathcal{Z}_\alpha(\theta_1, \theta_2) = (\sin((\theta_2 - \theta_1)/2))^{(\kappa-6)/\kappa} \phi_\alpha\left((\sin((\theta_2 - \theta_1)/4))^2\right),$$

where  $\phi_\alpha$  is the unique solution to (1.5). Recall that  $\mathfrak{X}(\mathbb{D}; e^{i\theta_1}, e^{i\theta_2})$  is the space of all continuous curves in  $\mathbb{D}$  connecting  $e^{i\theta_1}$  and  $e^{i\theta_2}$ .

**Lemma 4.6.** *If we choose  $\alpha = \alpha(\kappa)$  such that  $\alpha = o(1/\kappa)$ , then*

$$\lim_{\kappa \rightarrow 0} \kappa \log \mathcal{Z}_\alpha(\theta_1, \theta_2) = -6 \log \sin(\theta_{21}/2) \quad (4.11)$$

which is the solution (4.3) in Proposition 4.1.

If  $\alpha \sim -\lambda/\kappa$  for some  $\lambda > 0$ , then the limit  $\lim_{\kappa \rightarrow 0} \kappa \log \mathcal{Z}_\alpha(\theta_1, \theta_2)$  exists and equals to

$$\begin{aligned} \mathcal{U}^\lambda(\theta_1, \theta_2) := & -6 \log \sin(\theta_{21}/2) - \inf_{\gamma \in \mathfrak{X}(\mathbb{D}; e^{i\theta_1}, e^{i\theta_2})} (I(\gamma) - \lambda \log \text{CR}(\mathbb{D} \setminus \gamma)) \\ & + \inf_{\gamma \in \mathfrak{X}(\mathbb{D}; -1, 1)} (I(\gamma) - \lambda \log \text{CR}(\mathbb{D} \setminus \gamma)), \end{aligned} \quad (4.12)$$

where  $I(\gamma)$  is the chordal Loewner energy [26] of  $\gamma$  in  $\mathfrak{X}(\mathbb{D}; e^{i\theta_1}, e^{i\theta_2})$  and the infimums are attained.

We note that the constraint  $\alpha < 1 - \kappa/8$  implies that we can only choose  $\lambda \geq 0$  and the last term in (4.12) is a constant such that  $\mathcal{U}^\lambda(\theta_1, \theta_1 + \pi) = 0$  as we have normalized  $\mathcal{Z}_\alpha$  such that  $\mathcal{Z}_\alpha(\theta_1, \theta_1 + \pi) = 1$ .

*Proof.* For  $\alpha < 1 - \kappa/8$ , recall from Lemma 3.10 and (3.24) that  $\mathcal{Z}_\alpha$  is defined as

$$\mathcal{Z}_\alpha(\theta_1, \theta_2) = (\sin(\theta/2))^{(\kappa-6)/\kappa} \frac{\mathbb{E}_\theta[\text{CR}(\mathbb{D} \setminus \gamma)^{-\alpha}]}{\mathbb{E}_\pi[\text{CR}(\mathbb{D} \setminus \gamma)^{-\alpha}]},$$

where  $\mathbb{E}_\theta$  is the expectation with respect to the law of  $\gamma$  which is a chordal  $\text{SLE}_\kappa$  in  $(\mathbb{D}; e^{i\theta_1}, e^{i\theta_2})$  and  $\theta = \theta_2 - \theta_1$ .

Then the result follows from the large deviation principle for chordal SLE as  $\kappa \rightarrow 0+$  [26]. In fact, the Loewner energy is the large deviation rate function of chordal  $\text{SLE}_{0+}$  for the Hausdorff metric and  $\gamma \mapsto -\log \text{CR}(\mathbb{D} \setminus \gamma)$  is a continuous function  $\mathfrak{X}(\mathbb{D}; e^{i\theta_1}, e^{i\theta_2}) \rightarrow [0, \infty]$ . Varadhan's lemma [6, Lem. 4.3.4 and 4.3.6] shows if  $\alpha \sim -\lambda/\kappa$ , then

$$\lim_{\kappa \rightarrow 0} \kappa \log \mathbb{E}_\theta[\text{CR}(\mathbb{D} \setminus \gamma)^{-\alpha}] = - \inf_{\gamma \in \mathfrak{X}(\mathbb{D}; e^{i\theta_1}, e^{i\theta_2})} (I(\gamma) - \lambda \log \text{CR}(\mathbb{D} \setminus \gamma))$$

which proves the limit (4.12). Since the large deviation rate function  $I$  of chordal  $\text{SLE}_{0+}$  is good, the infimum in (4.12) is attained.

Similarly, an easy bound and Varadhan's lemma also show the limit (4.11).  $\square$

Since  $\mathcal{Z}_\alpha$  is a function of  $\theta := \theta_2 - \theta_1$ , so we may write  $\mathcal{U}^\lambda(\theta) = \mathcal{U}^\lambda(\theta_1, \theta_2)$ . The next result explains why we do not find this solution in Proposition 4.1.

**Lemma 4.7.** *We let  $\alpha = -\lambda/\kappa$ . The function  $\kappa \log \mathcal{Z}_\alpha$  does not converge in  $C^2$  topology to  $\mathcal{U}^\lambda(\cdot)$  on  $(0, 2\pi)$  as  $\kappa \rightarrow 0$  if  $\lambda \neq 0$ .*

*Proof.* Assume that the function  $\kappa \log \mathcal{Z}_\alpha$  converges in  $C^2$  topology to  $\mathcal{U}(\cdot) := \mathcal{U}^\lambda(\cdot)$  on  $(0, 2\pi)$ . We recall that after simplification,  $\mathcal{Z}_\alpha$  satisfies (2.25). We multiply (2.25) by  $2\kappa$  and obtain

$$\begin{aligned} & \kappa \left[ (\kappa \log \mathcal{Z}_\alpha)'' + \frac{[(\kappa \log \mathcal{Z}_\alpha)']^2}{\kappa} \right] + 2 \cot(\theta/2) (\kappa \log \mathcal{Z}_\alpha)' - \frac{6 - \kappa}{2 (\sin(\theta/2))^2} \\ &= \frac{(6 - \kappa)(\kappa - 2)}{4} + 2\lambda \end{aligned}$$

where we used the relation  $F = \frac{(6 - \kappa)(\kappa - 2)}{8\kappa} - \alpha$ . Taking the limit as  $\kappa \rightarrow 0$ , we obtain

$$(\mathcal{U}')^2 + 2 \cot(\theta/2) \mathcal{U}' - \frac{3}{(\sin(\theta/2))^2} = -3 + 2\lambda.$$

Comparing it to (4.1) we see that since  $\mathcal{U}$  was differentiable at  $\theta = \pi$ , then  $-3 + 2\lambda$  has to equal  $-3$  as in the proof of Proposition 4.1 which implies that  $\lambda = 0$ .  $\square$

**Remark 4.8.** We believe that  $\mathcal{U}^\lambda$  is  $C^2$  in  $(0, \pi)$  (and by symmetry also in  $(\pi, 2\pi)$ ) and  $\mathcal{U}^\lambda$  should admit non-zero left and right derivatives at  $\pi$ . The quantity

$$I_\theta^\lambda := \inf_{\gamma \in \mathfrak{X}(\mathbb{D}; e^{i\theta_1}, e^{i\theta_2})} (I(\gamma) - \lambda \log \text{CR}(\mathbb{D} \setminus \gamma))$$

has two competing terms: on the one hand, minimizing  $I(\cdot)$  means that the curve  $\gamma$  wants to stay close to the hyperbolic geodesic (i.e., chordal  $\text{SLE}_0$ ) in  $(\mathbb{D}; e^{i\theta_1}, e^{i\theta_2})$ ; on the other hand, minimizing  $-\lambda \log \text{CR}(\mathbb{D} \setminus \cdot)$  means that the curve wants to stay far from 0. Hence any minimizer should be the hyperbolic geodesic repelled away from 0. We also believe that the minimizer is unique if  $\theta \neq \pi$ . Hence the minimizer coincides with the limit of  $\text{SLE}_\kappa$  weighted by  $\text{CR}(\mathbb{D} \setminus \cdot)^{\lambda/\kappa}$  as  $\kappa \rightarrow 0$ .

When  $\theta = \theta_2 - \theta_1 < \pi$ , the minimizer stays at a positive distance and on the left of the origin 0. As  $\theta \rightarrow \pi^-$  this minimizer should have a limit, and  $I_\theta^\lambda$  has a non-zero left derivative in  $\theta$ . But as  $\theta$  increases beyond  $\pi$ , by symmetry, the minimizer flips immediately to the right of the origin and creates a discontinuity.

We do not claim to prove any of the speculations above, and it might be interesting to investigate the minimizer realizing the infimum.

## A Euler's hypergeometric differential equations

**Lemma A.1.** *Fix  $\kappa \in (0, 8)$  and  $\alpha \in \mathbb{R}$ , we consider Euler's hypergeometric differential equation (1.5):*

$$\begin{cases} u(1-u)\phi''(u) - \frac{3\kappa-8}{2\kappa}(2u-1)\phi'(u) + \frac{8\alpha}{\kappa}\phi(u) = 0, & u \in (0, 1); \\ \phi(1/2) = 1, & \phi'(1/2) = 0. \end{cases}$$

There is a unique solution  $\phi_\alpha$  to (1.5) in  $C^2(0,1)$  and the solution  $\phi_\alpha$  is continuous in  $\alpha$ . Furthermore,

- when  $\alpha = \alpha_0 := 1 - \kappa/8$ , we have

$$\phi_{\alpha_0}(u) = (4u(1-u))^{4/\kappa-1/2}; \quad (\text{A.1})$$

- when  $\alpha < 1 - \kappa/8$ , we have  $\phi_\alpha(u) > 0$  for all  $u \in (0,1)$ ;
- when  $\alpha > 1 - \kappa/8$ , there exists  $u \in (0,1)$  such that  $\phi_\alpha(u) \leq 0$ .

*Proof.* By direct calculation, we see that (A.1) satisfies (1.5) when  $\alpha = \alpha_0$ . We write

$$\alpha_0 = 1 - \kappa/8, \quad \phi_{\alpha_0}(u) = (4u(1-u))^{4/\kappa-1/2}, \quad \phi(u) = \phi_{\alpha_0}(u)f(u).$$

Then Eq. (1.5) becomes

$$\begin{cases} u(1-u)f''(u) - \frac{\kappa+8}{2\kappa}(2u-1)f'(u) + \frac{8}{\kappa}(\alpha - \alpha_0)f(u) = 0, & u \in (0,1); \\ f(1/2) = 1, \quad f'(1/2) = 0. \end{cases} \quad (\text{A.2})$$

We write  $y_1 = f$  and  $y_2 = f'$ , then Eq. (A.2) becomes

$$\begin{cases} y_1' = \mathcal{F}_1(u, y_1, y_2) := y_2; \\ y_2' = \mathcal{F}_2(u, y_1, y_2) := \frac{8}{\kappa} \frac{\alpha_0 - \alpha}{u(1-u)} y_1 + \frac{\kappa+8}{2\kappa} \frac{(2u-1)}{u(1-u)} y_2; \\ y_1(1/2) = 1, \quad y_2(1/2) = 0. \end{cases} \quad (\text{A.3})$$

The functional  $(\mathcal{F}_1, \mathcal{F}_2)$  is continuous in  $\Lambda = (0,1) \times \mathbb{R} \times \mathbb{R}$  and satisfies a local Lipschitz condition with respect to  $(y_1, y_2)$  in  $\Lambda$ . Thus, the initial value problem (A.3) has exactly one solution, and the solution can be extended up to the boundary of  $\Lambda$ . This gives the unique solution  $\phi_\alpha$  to (1.5) and the solution  $\phi_\alpha$  is continuous in  $\alpha$ .

Next, let us check the positivity of the solution. There are two cases.

**Case 1:**  $\alpha \leq \alpha_0$ . In this case,  $\mathcal{F}_1$  is increasing in  $y_2$  and  $\mathcal{F}_2$  is increasing in  $y_1$ . Thus we have a comparison principle for the unique solution to (A.3). In particular, the solution  $f$  to (A.2) is decreasing in  $\alpha$  as long as  $\alpha \leq \alpha_0$ . Consequently, the unique solution  $\phi_\alpha$  to (1.5) is decreasing in  $\alpha$  as long as  $\alpha \leq \alpha_0$  and  $\phi_\alpha(u) \geq \phi_{\alpha_0}(u) > 0$  for all  $u \in (0,1)$  when  $\alpha \leq \alpha_0$ .

**Case 2:**  $\alpha > \alpha_0$ . We prove by contradiction and assume  $f(u) \geq 0$  for all  $u \in (1/2, 1)$ . As  $f'(1/2) = 0$  and  $f''(1/2) = 32(\alpha_0 - \alpha)/\kappa < 0$ , there exists  $\varepsilon > 0$  small such that

$$-\delta := f'(1/2 + \varepsilon) < 0.$$

The ODE in (A.2) implies that

$$f''(u) \leq \left( \frac{\kappa+8}{2\kappa} \right) \frac{2u-1}{u(1-u)} f'(u), \quad u \in (1/2, 1).$$

Using Grönwall's inequality, we obtain, for  $u \in (1/2 + \varepsilon, 1)$ ,

$$f'(u) \leq f'(1/2 + \varepsilon) \exp \left( \int_{1/2+\varepsilon}^u \left( \frac{\kappa+8}{2\kappa} \right) \frac{2s-1}{s(1-s)} ds \right) = -\delta \left( \frac{u(1-u)}{1/4 - \varepsilon^2} \right)^{-\frac{\kappa+8}{2\kappa}}.$$

Since  $\kappa \in (0, 8)$ , we have  $\frac{\kappa+8}{2\kappa} > 1$ . The derivative  $f'$  is not integrable as  $u \rightarrow 1$ . This implies that  $f(u) \rightarrow -\infty$  as  $u \rightarrow 1$ , which contradicts our assumption and completes the proof.  $\square$

## B Convergence of radial SLE to chordal SLE

Suppose  $\gamma : [0, \infty) \rightarrow \mathbb{H}$  is a continuous non-self-crossing curve in  $\mathbb{H}$  such that  $\gamma_0 = 0$ . Let  $H_t$  be the unbounded connected component of  $\mathbb{H} \setminus \gamma_{[0,t]}$ . Let  $g_t : H_t \rightarrow \mathbb{H}$  be the unique conformal map with  $\lim_{z \rightarrow \infty} |g_t(z) - z| = 0$ . We say that the curve is parameterized by half-plane capacity if

$$g_t(z) = z + \frac{2t}{z} + o\left(\frac{1}{|z|}\right), \quad \text{as } z \rightarrow \infty.$$

Then  $g_t$  satisfies the chordal Loewner equation

$$\partial_t g_t(z) = \frac{2}{g_t(z) - W_t}, \quad g_0(z) = z.$$

We call  $W_t$  the driving function. Chordal  $\text{SLE}_\kappa$  in  $\mathbb{H}$  from 0 to  $\infty$  is the chordal Loewner chain with driving function  $W_t = \sqrt{\kappa} B_t$  where  $B$  is one-dimensional Brownian motion. For a general simply connected domain  $D$  with two distinct prime ends  $x_1, x_2 \in \partial D$ , we define chordal  $\text{SLE}_\kappa$  in  $D$  from  $x_1$  to  $x_2$  to be the image of chordal  $\text{SLE}_\kappa$  in  $\mathbb{H}$  from 0 to  $\infty$  under the conformal map  $\varphi : \mathbb{H} \rightarrow D$  sending 0 to  $x_1$  and  $\infty$  to  $x_2$ .

*Proof of Lemma 3.7.* Recall that we denote by  $Q_{t_1}$  the law of radial  $\text{SLE}_\kappa$  in  $(\mathbb{D} \setminus \eta_{[0,t_1]}^{(1)}; e^{i\theta_2}; 0)$ , and denote by  $Q_\infty$  the law of chordal  $\text{SLE}_\kappa$  in  $(\mathbb{D} \setminus \eta^{(1)}; e^{i\theta_2}, 0)$ . We fix a sequence of conformal maps  $f_{t_1} : \mathbb{D} \setminus \eta_{[0,t_1]}^{(1)} \rightarrow \mathbb{H}$  and a conformal map  $f_\infty : \mathbb{D} \setminus \eta^{(1)} \rightarrow \mathbb{H}$  such that

$$f_{t_1}(\eta_{t_1}^{(1)}) = -1, \quad f_{t_1}(e^{i\theta_2}) = 0; \quad f_\infty(0) = -1, \quad f_\infty(e^{i\theta_2}) = 0;$$

and that  $f_{t_1}$  converges to  $f_\infty$  locally uniformly. Note that  $(f_{t_1})_*(Q_{t_1})$  is the same as radial  $\text{SLE}_\kappa$  in  $(\mathbb{H}; 0; w = f_{t_1}(0))$ , and  $(f_\infty)_*(Q_\infty)$  is the same as chordal  $\text{SLE}_\kappa$  in  $(\mathbb{H}; 0, -1)$ .

Suppose  $\gamma$  is chordal  $\text{SLE}_\kappa$  in  $\mathbb{H}$  from 0 to  $\infty$  and denote by  $W_t$  its driving function and by  $g_t$  the corresponding conformal maps. From [33], the law of chordal  $\text{SLE}_\kappa$  in  $\mathbb{H}$  from 0 to  $-1$  is the same as  $\gamma$  weighted by the local martingale

$$|g'_t(-1)|^h (W_t - g_t(-1))^{-2h}, \tag{B.1}$$

where  $h = (6 - \kappa)/(2\kappa)$  as in (3.1). The law of radial  $\text{SLE}_\kappa$  in  $\mathbb{H}$  from 0 to  $w = f_{t_1}(0)$  is the same as  $\gamma$  weighted by the local martingale

$$|g'_t(w)|^{\tilde{h}} \times \left( \frac{\text{Im}(g_t(w))}{\text{Im}(w)} \right)^{(\kappa-6)^2/(8\kappa)} \times \left| \frac{W_t - \text{Re}(g_t(w))}{\text{Re}(w)} \right|^{-2h}, \quad (\text{B.2})$$

where  $\tilde{h} = (\kappa - 2)(6 - \kappa)/(8\kappa)$  as in (3.1).

Combining (B.1) and (B.2),  $(f_{t_1})_*(Q_{t_1})$  (radial  $\text{SLE}_\kappa$  in  $\mathbb{H}$  from 0 to  $w = f_{t_1}(0)$ ) is the same as  $(f_\infty)_*(Q_\infty)$  (chordal  $\text{SLE}_\kappa$  in  $\mathbb{H}$  from 0 to  $-1$ ) weighted by

$$M_t = \frac{|g'_t(w)|^{\tilde{h}}}{|g'_t(-1)|^{\tilde{h}}} \times \left( \frac{\text{Im}(g_t(w))}{\text{Im}(w)} \right)^{(\kappa-6)^2/(8\kappa)} \times \left| \frac{W_t - \text{Re}(g_t(w))}{(W_t - g_t(-1)) \text{Re}(w)} \right|^{-2h}.$$

As  $t_1 \rightarrow \infty$ , we have  $w = f_{t_1}(0) \rightarrow -1$  and  $M_t \rightarrow 1$  almost surely, and  $f_{t_1}$  converges to  $f_\infty$  locally uniformly. These give the desired conclusion.  $\square$

### Acknowledgments.

- We thank Yu Feng, Eveliina Peltola, Fredrik Viklund, and Lu Yang for helpful discussions.
- Y.W. is funded by the European Union (ERC, RaConTeich, 101116694). Views and opinions expressed are however those of the author(s) only and do not necessarily reflect those of the European Union or the European Research Council Executive Agency. Neither the European Union nor the granting authority can be held responsible for them.
- H.W. is supported by Beijing Natural Science Foundation (JQ20001). Part of this work was carried out during H.W.'s visit at IHES under the support of "K.C. Wong Education Foundation". H.W. is partly affiliated with Yanqi Lake Beijing Institute of Mathematical Sciences and Applications, Beijing, China.

### References

- [1] M. Abramowitz and I. A. Stegun, editors. *Handbook of mathematical functions with formulas, graphs, and mathematical tables*. Dover Publications, Inc., New York, 1992. Reprint of the 1972 edition.
- [2] T. Alberts, B. Sung-Soo, N.-G. Kang, and N. Makarov. Pole dynamics and an integral of motion for multiple  $\text{SLE}(0)$ . *arXiv:2011.05714*, 2020.
- [3] V. Beffara, E. Peltola, and H. Wu. On the uniqueness of global multiple SLEs. *Ann. Probab.*, 49(1):400–434, 2021.
- [4] F. Camia and C. M. Newman. Critical percolation exploration path and  $\text{SLE}_6$ : a proof of convergence. *Probab. Theory Related Fields*, 139(3-4):473–519, 2007.
- [5] D. Chelkak, H. Duminil-Copin, C. Hongler, A. Kemppainen, and S. Smirnov. Convergence of Ising interfaces to Schramm's  $\text{SLE}$  curves. *C. R. Math. Acad. Sci. Paris*, 352(2):157–161, 2014.

- [6] A. Dembo and O. Zeitouni. *Large deviations techniques and applications*, volume 38 of *Stochastic Modelling and Applied Probability*. Springer-Verlag, Berlin, 2010. Corrected reprint of the second (1998) edition.
- [7] J. Dubédat. Commutation relations for Schramm–Loewner evolutions. *Comm. Pure Appl. Math.*, 60(12):1792–1847, 2007.
- [8] J. Dubédat. SLE and Virasoro representations: localization. *Comm. Math. Phys.*, 336(2):695–760, 2015.
- [9] L. S. Field. Two-sided radial SLE and length-biased chordal SLE, 2016.
- [10] V. O. Healey and G. F. Lawler. N-sided radial Schramm-Loewner evolution. *Probab. Theory Related Fields*, 181(1-3):451–488, 2021.
- [11] L. Hörmander. Hypoelliptic second order differential equations. *Acta Math.*, 119:147–171, 1967.
- [12] M. Jahangoshahi and G. F. Lawler. Multiple-paths  $SLE_\kappa$  in multiply connected domains, 2018.
- [13] F. Johansson Viklund. On the scaling limit of loop-erased random walk excursion. *Ark. Mat.*, 50(2):331–357, 2012.
- [14] N.-G. Kang and N. G. Makarov. Radial SLE martingale-observables, 2012.
- [15] N.-G. Kang and N. G. Makarov. Gaussian free field and conformal field theory. *Astérisque*, 353:1–136, 2013.
- [16] G. F. Lawler. Continuity of radial and two-sided radial  $SLE$  at the terminal point. In *In the tradition of Ahlfors-Bers. VI*, volume 590 of *Contemp. Math.*, pages 101–124. Amer. Math. Soc., Providence, RI, 2013.
- [17] G. F. Lawler and J. R. Lind. Two-sided  $SLE_{8/3}$  and the infinite self-avoiding polygon. In *Universality and renormalization*, volume 50 of *Fields Inst. Commun.*, pages 249–280. Amer. Math. Soc., Providence, RI, 2007.
- [18] G. F. Lawler, O. Schramm, and W. Werner. Conformal invariance of planar loop-erased random walks and uniform spanning trees. *Ann. Probab.*, 32(1B):939–995, 2004.
- [19] G. F. Lawler and W. Zhou. SLE curves and natural parametrization. *Ann. Probab.*, 41(3A):1556–1584, 2013.
- [20] D. Marshall, S. Rohde, and Y. Wang. Piecewise geodesic Jordan curves I: weldings, explicit computations, and Schwarzian derivatives. *preprint*, 2022.
- [21] T. Mesikepp. A deterministic approach to Loewner-energy minimizers. *Math. Z.*, 305(4):Paper No. 59, 56, 2023.
- [22] J. Miller and S. Sheffield. Imaginary geometry II: reversibility of  $SLE_\kappa(\rho_1; \rho_2)$  for  $\kappa \in (0, 4)$ . *Ann. Probab.*, 44(3):1647–1722, 2016.
- [23] J. Miller and S. Sheffield. Imaginary geometry III: reversibility of  $SLE_\kappa$  for  $\kappa \in (4, 8)$ . *Ann. of Math. (2)*, 184(2):455–486, 2016.
- [24] J. Miller and S. Sheffield. Imaginary geometry IV: interior rays, whole-plane

- reversibility, and space-filling trees. *Probab. Theory Related Fields*, 169(3-4):729–869, 2017.
- [25] J. Miller, S. Sheffield, and W. Werner. Non-simple SLE curves are not determined by their range. *J. Eur. Math. Soc. (JEMS)*, 22(3):669–716, 2020.
  - [26] E. Peltola and Y. Wang. Large deviations of multichordal  $\text{SLE}_{0+}$ , real rational functions, and zeta-regularized determinants of Laplacians. *J. Eur. Math. Soc. (JEMS)*, 26(2):469–535, 2024.
  - [27] E. Peltola and H. Wu. Global and local multiple SLEs for  $\kappa \leq 4$  and connection probabilities for level lines of GFF. *Comm. Math. Phys.*, 366(2):469–536, 2019.
  - [28] G. Pete and H. Wu. A conformally invariant growth process of SLE excursions. *ALEA Lat. Am. J. Probab. Math. Stat.*, 15(2):851–874, 2018.
  - [29] O. Schramm. Scaling limits of loop-erased random walks and uniform spanning trees. *Israel J. Math.*, 118:221–288, 2000.
  - [30] O. Schramm. Conformally invariant scaling limits: an overview and a collection of problems. In *International Congress of Mathematicians. Vol. I*, pages 513–543. Eur. Math. Soc., Zürich, 2007.
  - [31] O. Schramm and S. Sheffield. Contour lines of the two-dimensional discrete Gaussian free field. *Acta Math.*, 202(1):21–137, 2009.
  - [32] O. Schramm, S. Sheffield, and D. B. Wilson. Conformal radii for conformal loop ensembles. *Comm. Math. Phys.*, 288(1):43–53, 2009.
  - [33] O. Schramm and D. B. Wilson. SLE coordinate changes. *New York J. Math.*, 11:659–669 (electronic), 2005.
  - [34] S. Smirnov. Critical percolation in the plane: conformal invariance, Cardy’s formula, scaling limits. *C. R. Acad. Sci. Paris Sér. I Math.*, 333(3):239–244, 2001.
  - [35] Y. Wang. The energy of a deterministic Loewner chain: reversibility and interpretation via  $\text{SLE}_{0+}$ . *J. Eur. Math. Soc. (JEMS)*, 21(7):1915–1941, 2019.
  - [36] D. Zhan. Reversibility of chordal SLE. *Ann. Probab.*, 36(4):1472–1494, 2008.
  - [37] D. Zhan. Existence and uniqueness of nonsimple multiple SLE. preprint, 2023.