

Entropic signature of resonant thermal transport: Ordered form of heat conduction

Albert Beardo,^{1,2,*} Prajit Rawte,³ Chia-Nien Tsai,³ and Mahmoud I. Hussein^{1,3,†}

¹*Department of Physics, University of Colorado Boulder, Boulder, Colorado 80302*

²*JILA and STROBE NSF Science and Technology Center,
University of Colorado Boulder and NIST, Boulder, Colorado 80309*

³*Smead Department of Aerospace Engineering Sciences,
University of Colorado Boulder, Boulder, Colorado 80303*

Thermal transport in crystals is influenced by chemistry, boundaries, and nanostructure. The phonon band structure extracted from molecular-dynamics simulations provides an illuminating view of both the type and extent of prevalence of wavelike mechanisms underlying the transport, yet falls short of elucidating the nature of thermal evolution for different phonon regimes. Here we present an analysis framework for the characterization of the entropic signature of the mechanisms induced by the existence of boundaries and nanostructure, using both equilibrium and nonequilibrium atomistic simulations. Specifically, we examine the effects of phonon confinement, Bragg scattering, and local resonances on the configurational phase space in room-temperature nanostructured silicon, and quantify how each modifies the rate of entropy production and thermal relaxation. We reveal that the presence of phonon local resonances spanning the full spectrum enables a highly ordered regime of heat conduction, where irreversible evolution and entropy maximization are severely hindered by extensive mode hybridizations caused by the resonances. This unique regime of transport paves the way for ultra-precise phonon control for a wide range of applications in condensed matter physics.

The second law of thermodynamics steers the spontaneous evolution of isolated material systems from arbitrary initial conditions towards the maximum entropy state corresponding to equilibrium. In crystal solids, Debye and Peierls, among others, conjectured that the anharmonic nature of atomic interactions combined with the presence of naturally-occurring lattice defects form the key causes behind the tendency of systems to thermally relax [1]. Consistent with this view, phonon-phonon and phonon-defect scattering events are interpreted in the phonon gas picture to not necessarily conserve the lattice quasi-momentum, thus justifying on microscopic grounds the diffusion of vibrational energy along macroscopic thermal gradients. While all atomic interactions and motions are overseen by the Hamiltonian that governs a given system, the specific path and rate of evolution towards thermodynamic equilibrium may be affected by configurational constraints that drive certain mechanistic dynamical behavior. Such inherent competition between dynamical mechanisms and the emergence of equilibrium were brought to light by pioneering computational experiments reported by Fermi and colleagues [2]. Lattice disorder and its impact on localization provides an example of a key mechanism that influences the evolution to equilibrium [3, 4]. More recently, a number of other mechanisms that may hinder thermodynamic behavior have been investigated [5], which include interaction with thermal reservoirs [6, 7], phonon confinement in low-dimensional systems [8, 9], and non-linear interfacial effects [10].

Nanostructuring offers yet another rich platform for

the disruption of thermal evolution. When feature sizes are confined to the range of the phonon mean free path (MFP) at a given temperature, the intrinsic structural dynamics become a key factor in influencing the path to equilibrium. In this context, a distinct mechanism that has been shown to cause transformative changes to the phonon band structure is atomic-scale resonance hybridizations [11]. The presence of sub-MFP resonating substructures generates localized phonon resonances that couple with the underlying heat-carrying phonons traveling in the host medium [12]. This phenomenon may in principle take place across the full phonon spectrum, thus bringing rise to a unique form of heat conduction that is based on *resonant thermal transport* [13]. In this regime, spectral energy density (SED) calculations obtained from molecular-dynamics (MD) simulations have revealed distinctly appearing flat bands that couple with the phonon dispersion throughout the full frequency range of atomic motion [14]. Nanostructures exhibiting this behavior, referred to as *nanophononic metamaterials* (NPMs), have recently been experimentally demonstrated [15]. Another wave-based phonon mechanism that also fundamentally influences the phonon band structure is Bragg scattering, which comes into effect with the presence of periodic features smaller than the phonon MFP [16–19].

Analysis techniques and experiments have been developed for the characterization of thermodynamic processes in terms of entropy evolution in a wide range of physical systems [20]. This framework opens opportunities for exploring the interplay between structural dynamics and statistical mechanics [21, 22]. For example, generalized notions of entropy beyond local equilibrium have been applied towards the development of nanoscale thermal transport models not limited to diffusion [23, 24]. In addition, the equilibrium configurational entropy has

* albert.beardo@colorado.edu

† mih@colorado.edu

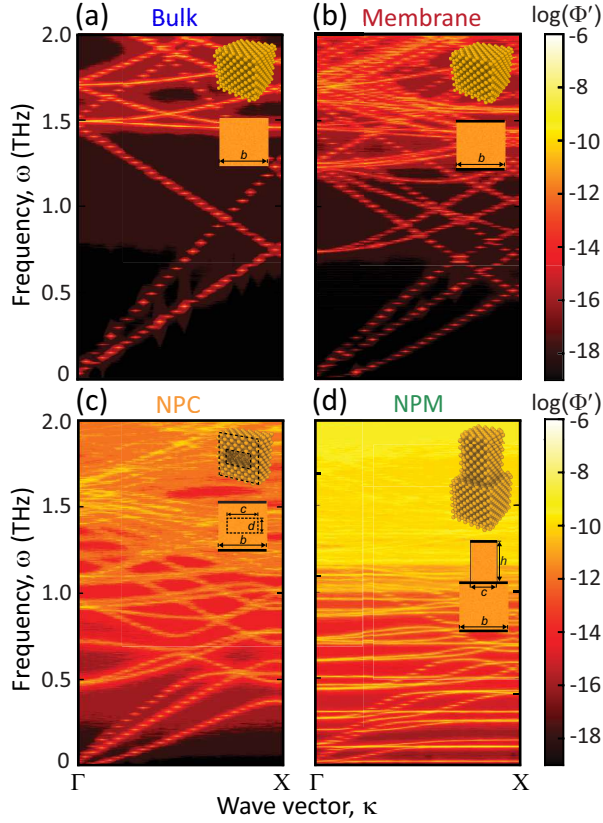


Figure 1. **SED phonon spectrum** of (a) bulk, (b) uniform membrane, (c) a membrane-based NPC, and (d) a membrane-based NPM, all with the same membrane thickness. The insets show sketches of the geometry of each unit cell, where $b = 6$ conventional cells (CC), $c = 4$ CC, $d = 2$ CC, $h = 18$ CC.

been extracted directly from MD simulations [25, 26]. Noticeable applications include the characterization of phase transitions [27], defects [28, 29], biochemical phenomena [30], and the identification of universal scaling laws of transport properties in liquids [31]. Furthermore, the recent emergence of thermodynamic uncertainty relations (TURs) [32, 33] built on fluctuation-dissipation theorems [34] provides new tools to relate the fluctuations of dissipative fluxes to the production of entropy in nonequilibrium processes [35–37].

In this Letter, we quantify the entropic signature of non-diffusive heat flow in silicon nanostructures using MD simulations [38]. The resulting framework bridges the unique phonon dispersion properties of these nanosystems with the thermodynamic picture and offers a new route to distinguishing the coherent behavior of phonons. We consider a variety of crystalline nanoscale features unlocking multiple phonon transport mechanisms at room temperature, including boundary scattering, confinement, Bragg scattering, and local resonances. We first obtain the phonon band structure for each system by calculating the spectral energy density of atomic motion obtained by MD simulation where anharmonic effects are accounted for. The dispersion relations highlight the

influence of the type of nanostructure on the wavelike nature of phonons. Next we characterize the configurational entropy distribution at equilibrium within each system and uncover non-homogeneous contributions influenced by the presence of the nanostructure features. We then combine non-equilibrium simulations and TUR to obtain a lower bound for the entropy production rate. This metric quantifies the impact of inherent dynamical phenomena on the production and exchange of entropy with the external environment, thus providing a means to uncover the unique ability of full-spectrum phonon-resonance hybridizations in hindering irreversible evolution. The existence of this kind of resonant phonon behavior, which manifests as a strongly fluctuating energy current, demonstrates that thermal energy currents do not necessarily correspond to entropy currents at the nanoscale. This brings to light a remarkable observation of reversibility in phonon transport in the presence of dynamical constraints.

For purposes of comparison, we consider the following geometries of silicon: bulk, a suspended membrane, a nanophononic crystal (NPC) with periodic internal cavities, and an NPM in the form of a nanopillared membrane (see geometric details in Fig. 1 and SM). We assume the Stillinger-Webber interatomic potential in all models [39]. Moreover, the simulated nanostructures are assumed to exhibit atomically flat surfaces. This idealization is made to isolate the aforementioned mechanisms and exclude the effects of nonpristine phonon-boundary scattering. Future work may examine the effects of surface roughness consistent with experimental conditions.

In Fig. 1, we show the phonon spectrum for in-plane wave propagation obtained by applying SED analysis on equilibrium MD simulations [14, 40], as described in SM. Comparing the membrane, NPC, and NPM dispersions with the bulk case, we observe breakings of degeneracies and flattenings of the bands. In the NPM case, in particular, we observe profound changes to the phonon band structure due to the presence of a multitude of local resonances associated with the standing nanopillar [11–15, 41–43]. These resonances appear in the form of horizontal branches at different frequencies spanning the full spectrum. Their significance stem from the couplings with the underlying phonon dispersion curves associated with the base membrane, causing resonance hybridizations that reduce the group velocities of the heat-carrying modes and provide a channel for phonon localization. These phonon band-structure features contribute to significant reduction in the in-plane thermal conductivity [43]. Also observed are some changes in the linewidths of the membrane, NPC, and NPM dispersion bands compared to the bulk case due to phonon-boundary scattering and lifetime reduction. While the SED spectrum reveals key information on the coherent and incoherent phonon dynamics, it fails to describe the nature of the thermodynamic evolution towards equilibrium. This motivates the following investigation to formally characterize the entropic properties of each nanostructure.

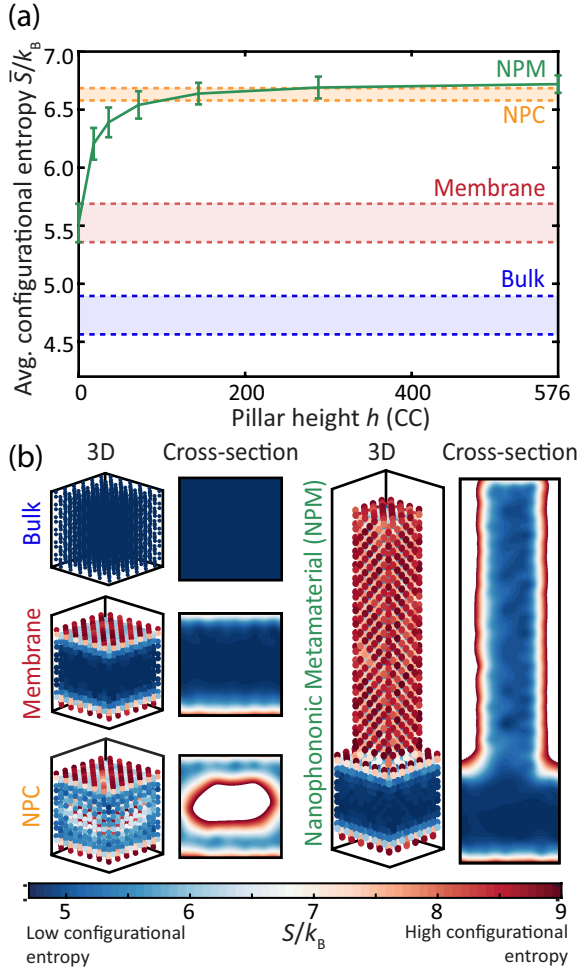


Figure 2. **Equilibrium configurational entropy** average (a) and distribution (b) in the different systems. A relative increase in S is observed close to the free boundaries and in the internal region of the resonating nanopillar.

First, we study the available phase space by locally characterizing the configurational entropy at equilibrium. We use an approximated expression derived from an expansion of the configurational entropy in terms of the multibody correlation function [25]. In liquids, the two-body correlation term is enough to characterize most of the configurational entropy [31], and it has also been shown useful to study crystalline solids such as silicon [28, 44]. This term can be evaluated locally and for a given atom i in the system reads

$$s^i = -2\pi\rho k_B \int_0^{r_m} [g^i(r) \ln g^i(r) - g^i(r) + 1] r^2 dr, \quad (1)$$

where ρ is the local density around the atom, $g^i(r)$ is a smoothed radial distribution function, and r_m is a cutoff radius [27]. For comparison purposes, s^i can be interpreted as an estimation of the excess entropy of an atom relative to the ideal gas. Then, the total entropy of atom i can be expressed as $S^i = s^i + S_{IG}$, where the entropy per atom of the ideal gas S_{IG} is evaluated using the Sackur-Tetrode expression. Details on the evaluation

of these expressions in equilibrium MD simulations are provided in SM, along with a convergence study and verification of the thermodynamic relation between S and the internal energy.

In Fig. 2, we show local entropy maps for the different systems. Since we use the local density around the atom in Eq. (1), these calculations enable comparison of the available configurational phase space in different regions. We observe a larger accumulation of entropy close to the boundaries compared to the internal regions. Away from the boundaries, the crystalline order is enforced in all directions, thus strongly constraining each atom's dynamics and reducing the size of the phase space of atomic configurations. In contrast, the atoms can accommodate a larger variety of microscopic configurations close to the boundaries due to the reduced number of neighbors. This is consistent with the increased dispersion features with increased deviation from the bulk configuration. Consequently, the average equilibrium entropy $\bar{S} = \sum_i S^i/N$, where N is the total number of atoms, increases with the surface-to-volume ratio. In addition, we observe that the entropy in the interior of the resonating nanopillars is significantly larger than in the interior of the membrane. We attribute this to the resonant modes in the nanopillar, which can correlate the dynamics of non-neighboring atoms, thus unlocking microstates that are not accessible in the membrane. Remarkably, this produces a significant increase in the size of the phase space in the NPM. We note that the observed differences in configurational entropy imply that each system needs to produce or exchange different amounts of entropy to reach equilibrium from given nonequilibrium conditions.

To obtain a comprehensive thermodynamic characterization, we now proceed to study the non-equilibrium evolution of the entropy in each case within the framework of stochastic thermodynamics [21, 34]. The evolution of the systems is considered as a sequence of transitions between distinct microscopic configurations mediated by external thermodynamic reservoirs. Due to local detailed balance, a transition in a system from configuration “x” to configuration “y” is balanced by a non-dimensional change in entropy of the mediating reservoirs, i.e.,

$$\Delta S(x \rightarrow y) = \ln \frac{r(x \rightarrow y)}{r(y \rightarrow x)}, \quad (2)$$

where r is the directional transition rate between the two states [33]. While no entropy is generated for reversible processes in which the transition rates are symmetric, asymmetric transitions produce entropy and cause the system to evolve towards the maximum entropy state.

A microscopic configuration of a crystal lattice can be interpreted in the reciprocal representation in terms of the phonon population, which only maximizes the entropy when accommodating to the Bose-Einstein distribution. Therefore, the out-of-equilibrium phonon evolution in the different systems can be investigated in terms of entropy evolution. Here we use steady-state non-equilibrium MD simulations, where the terminals of

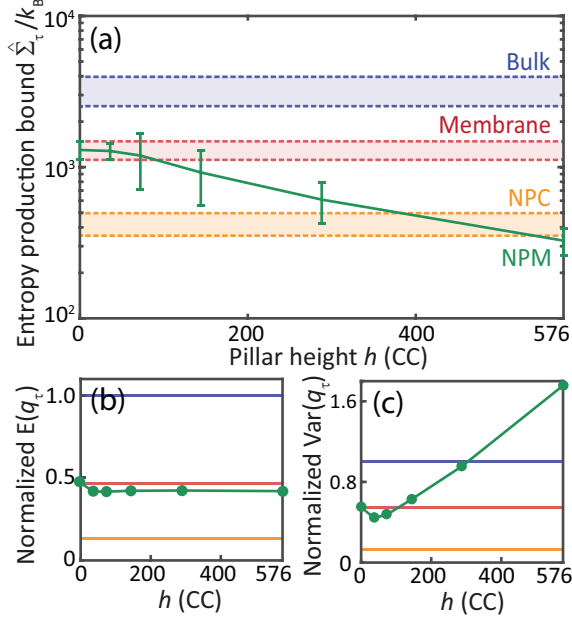


Figure 3. **Non-equilibrium entropy production** (a) bound, and normalized (b) mean and (c) variance of the energy transferred between thermostats q_τ through the systems.

the system are connected to Langevin thermostats at $T_C = 290$ and $T_H = 310$ K, respectively. To attenuate unphysical coupling/interaction between thermostats, we consider five unit cells between the thermal baths (see SM for details). In steady-state conditions, the entropy that the system produces internally is constantly exchanged with the thermostats, and quantifies the irreversible exchange of energy, or dissipation, to the system surroundings. According to the TUR [32], the thermodynamic uncertainty in terms of the energy current established in the system provides a lower bound on the entropy production Σ_τ during a time-window τ :

$$\Sigma_\tau \geq \hat{\Sigma}_\tau = \frac{2k_B E(q_\tau)^2}{\text{Var}(q_\tau)}, \quad (3)$$

where $E(q_\tau)$ and $\text{Var}(q_\tau)$ are the mean and variance, respectively, of the energy q_τ exchanged between thermostats through the system during a time-window τ . According to this theorem, an enhancement of the normalized energy current fluctuations indicates a reduction of the minimum entropy production required to sustain the steady state. As illustrated by Eq. 2, such reduction on $\hat{\Sigma}_\tau$ implies a higher probability of reversible evolution, corresponding to fewer phonon transitions during the time-window τ , and/or, a lower ratio of asymmetric-to-symmetric transitions. Hence, $\hat{\Sigma}_\tau$ can be used to characterize the influence of system nanostructure on the phonon dynamics and transition rates mediated by reservoirs. Since the wave-particle phonon duality is inherently accounted for, and no assumptions on the non-equilibrium phonon distribution are required, this approach provides insights that are complementary to phe-

nomenological boundary scattering models [45] and models based on *ab initio* phonon collision integrals [46, 47].

In such a stochastic interpretation of entropy production, the fraction of energy exchange with the thermostats that drive reversible phonon transitions in the system is not identified as energy dissipation and entropy exchange. Consistently, the entropy bound from the present MD simulations is smaller than the entropy exchange in the case of maximum energy dissipation (i.e., $E(q_\tau)/T_C - E(q_\tau)/T_H > \hat{\Sigma}_\tau$) for all the cases considered, which in turn validates the TUR as a suitable tool in the present context [37, 48, 49]. Expression (3) is adequate to study the present systems far from equilibrium (where arbitrary non-Gaussian fluctuations may occur) beyond the linear-response interpretation [50]. Hence, $\hat{\Sigma}_\tau$ is more robust than other metrics characterizing nanoscale non-equilibrium conditions such as the thermal conductivity, whose characterization requires strong assumptions. Nevertheless, it is illustrative to establish a relation between $\hat{\Sigma}_\tau$ and an approximate bound for the thermal conductivity k under the linear-response regime. Considering the entropy production rate in terms of the entropy fluxes $\Sigma_\tau/\tau = j/T_C - j/T_H$, with j being the heat transfer rate, and assuming Fourier's law, $\hat{\Sigma}_\tau$ can be proportionally related to a lower bound on the conductivity [51], $\hat{k} \approx (\hat{\Sigma}_\tau T^2)/(\tau V |\nabla T|^2)$, where V is the system volume, T is the average temperature, and ∇T is the thermal gradient imposed between the thermostats.

In Fig. 3, we show the entropy production bound $\hat{\Sigma}_\tau$ from MD simulations considering $\tau = 1$ ns. As demonstrated in SM, this is the smallest sampling time for which we obtain $\text{Var}(q_\tau)/E(q_\tau)^2 \sim 1/\tau$. This relation is a consequence of the central limit theorem in the long sampling time limit [52], and allows us to characterize a bound for the entropy production rate $\hat{\Sigma}_\tau/\tau$ independent of τ . Since q_τ fluctuates both in time and between different simulation realizations, we perform the averages during 30 ns over five different simulations in each case. Analysis of the computational size effects and the influence of the temperature difference between thermostats is provided in SM. As expected, the bulk is the system where entropy is produced most efficiently due to the absence of external constraints other than the thermostats. In contrast, the membrane exhibits a significant reduction in the entropy production rate. This is interpreted in terms of the local constraints to the phonon dynamics close to the free surfaces, which, in combination with the energy conservation restriction, inhibit some asymmetric transitions that are probable in the bulk case, thus reducing the overall probability of irreversible trajectories in the phase space that maximize the entropy. This is consistent with the lower $\hat{\Sigma}_\tau$ observed in the NPC, where the addition of an internal cavity enhances the phonon-boundary interaction. In this case, however, we note that the entropy production reduction relative to bulk is too large to be solely attributed to more incoherent scattering due to an increase in the surface-to-volume ratio. In-

stead, the emergence of coherent interference of phonons, i.e., Bragg scattering, represents an additional constraint that can limit the efficient production of entropy. Finally, in the NPM, the addition of the nanopillars is shown to significantly reduce the production of entropy relative to the membrane even though no internal boundaries are included in the basis membrane, where the energy flows between the thermostats. Furthermore, the stronger the resonant effect due to a taller nanopillar, the lower the entropy the system can produce. Considering the relation between $\hat{\Sigma}$ and \hat{k} , this finding suggests that, despite the strong anharmonicity governing a silicon system, unlocking local resonances across the full spectrum is an efficient strategy to manipulate thermal conduction [11, 53].

In the inset of Fig. 3, we show $E(q_\tau)$ and $\text{Var}(q_\tau)$. Interestingly, boundary scattering in the membrane and the NPC reduces the entropy production mainly by reducing the average energy flux, which also implies a strong variance reduction, while, in the NPM, $\hat{\Sigma}_\tau$ is reduced mainly due to an increase in flux fluctuations. Specifically, we observe that the flux variance increases monotonically by enhancing the resonant effect, even though the average energy current is not significantly modified. According to Eqs. (2) and (3), these results imply that the energy transfer mechanisms in the presence of local resonances involve a reduced amount of irreversible internal transitions. The strong current fluctuations established in the system are thus signatures of the prevalence of coherent phonon effects unlocked by resonances [54], while incoherent dynamics dominated by boundary scattering are characterized by a reduction in the energy transfer rate. Complementary analysis of this phenomena in terms of the flux autocorrelation at equilibrium is provided in SM.

Finally, we note that the ratio of the equilibrium en-

tropy to the entropy production rate is a measure of the entropy maximization time. This metric characterizes the time required by a system to evolve from the minimum-entropy state, corresponding to a fully coherent and non-thermalized state, towards equilibrium at the given temperature. Even though quantification of this time would require integration of the entropy production through a specific non-equilibrium trajectory, we have shown that both Σ_τ and \bar{S} are influenced by the resonant effects unlocked in NPMs even at room temperature. Therefore, the results indicate that the presence of local resonances delay the emergence of thermodynamic equilibrium and induce reversible phonon evolution. This unique result offers a broader view that nanoscale thermal energy conduction in general is not necessarily a fully irreversible process. Leveraging these effects opens a new horizon for nanoscale phonon engineering with potential implications on a wide range of applications including semiconductor technology, thermoelectricity, superconductivity [55], and emerging quantum devices [56] that would benefit from controlled phonon evolution.

In conclusion, we introduced a novel framework for the characterization of nanoscale heat conduction phenomena based on quantification of the entropic fingerprint of phonon motion, and we demonstrated the general concept of reversible thermal transport in the presence of nanoscale dynamical constraints. Primarily, the analysis reveals that the inclusion of resonating nanostructures enables a regime of ordered heat conduction to be approached—one that is characterized by a strongly fluctuating energy current, where the randomization and thermalization of the system are hindered and the coherent response of the phonons is distinctly prevalent.

-
- [1] R. Peierls, *Quantum Theory of Solids*. Oxford Press, 1955.
 - [2] E. Fermi, J. Pasta, and S. Ulam, “Studies of nonlinear problems,” *Los Alamos Report*, no. 1940-978, 1955.
 - [3] P. W. Anderson, “Absence of diffusion in certain random lattices,” *Phys. Rev.*, vol. 109, no. 5, p. 1492, 1958.
 - [4] A. O’Connor and J. Lebowitz, “Heat conduction and sound transmission in isotopically disordered harmonic crystals,” *J. Math. Phys.*, vol. 15, no. 6, pp. 692–703, 1974.
 - [5] G. Benenti, D. Donadio, S. Lepri, and R. Livi, “Non-fourier heat transport in nanosystems,” *La Rivista del Nuovo Cimento*, vol. 46, no. 3, pp. 105–161, 2023.
 - [6] Z. Rieder, J. L. Lebowitz, and E. Lieb, “Properties of a harmonic crystal in a stationary nonequilibrium state,” *J. Math. Phys.*, vol. 8, no. 5, pp. 1073–1078, 1967.
 - [7] L. P. García-Pintos, N. Linden, A. S. Malabarba, A. J. Short, and A. Winter, “Equilibration time scales of physically relevant observables,” *Phys. Rev. X*, vol. 7, no. 3, p. 031027, 2017.
 - [8] A. Balandin and K. L. Wang, “Significant decrease of the lattice thermal conductivity due to phonon confinement in a free-standing semiconductor quantum well,” *Phys. Rev. B*, vol. 58, no. 3, p. 1544, 1998.
 - [9] S. Lepri, R. Livi, and A. Politi, “Thermal conduction in classical low-dimensional lattices,” *Physics Reports*, vol. 377, no. 1, pp. 1–80, 2003.
 - [10] B. Li, L. Wang, and G. Casati, “Thermal diode: Rectification of heat flux,” *Phys. Rev. Lett.*, vol. 93, p. 184301, Oct 2004.
 - [11] B. L. Davis and M. I. Hussein, “Nanophononic metamaterial: Thermal conductivity reduction by local resonance,” *Phys. Rev. Lett.*, vol. 112, p. 055505, Feb 2014.
 - [12] M. I. Hussein, C.-N. Tsai, and H. Honarvar, “Thermal conductivity reduction in a nanophononic metamaterial versus a nanophononic crystal: A review and comparative analysis,” *Adv. Funct. Mater.*, vol. 30, no. 8, p. 1906718, 2020.
 - [13] M. I. Hussein and H. Honarvar, “Resonant thermal transport in nanophononic metamaterials,” in *Handbook of Materials Modeling* (W. Andreoni and S. Yip, eds.), pp. 1–21, Switzerland AG: Springer Nature, 2018.
 - [14] H. Honarvar and M. I. Hussein, “Spectral energy analysis of locally resonant nanophononic metamaterials by

- molecular simulations,” *Phys. Rev. B*, vol. 93, no. 8, p. 081412, 2016.
- [15] B. T. Spann, J. C. Weber, M. D. Brubaker, T. E. Harvey, L. Yang, H. Honarvar, C.-N. Tsai, A. C. Treglia, M. Lee, M. I. Hussein, and K. A. Bertness, “Semiconductor thermal and electrical properties decoupled by localized phonon resonances,” *Adv. Mater.*, vol. 35, p. 2209779, 2023.
 - [16] M. Simkin and G. Mahan, “Minimum thermal conductivity of superlattices,” *Phys. Rev. Lett.*, vol. 84, no. 5, p. 927, 2000.
 - [17] A. Cleland, D. Schmidt, and C. S. Yung, “Thermal conductance of nanostructured phononic crystals,” *Phys. Rev. B*, vol. 64, no. 17, p. 172301, 2001.
 - [18] J. Tang, H.-T. Wang, D. H. Lee, M. Fardy, Z. Huo, T. P. Russell, and P. Yang, “Holey silicon as an efficient thermoelectric material,” *Nano Lett.*, vol. 10, no. 10, pp. 4279–4283, 2010.
 - [19] B. L. Davis and M. I. Hussein, “Thermal characterization of nanoscale phononic crystals using supercell lattice dynamics,” *AIP Adv.*, vol. 1, no. 4, 2011.
 - [20] G. T. Landi and M. Paternostro, “Irreversible entropy production: From classical to quantum,” *Rev. Mod. Phys.*, vol. 93, p. 035008, Sep 2021.
 - [21] C. Jarzynski, “Equalities and inequalities: Irreversibility and the second law of thermodynamics at the nanoscale,” *Annual Review of Condensed Matter Physics Annu. Rev. Condens. Ma. P.*, vol. 2, no. 1, pp. 329–351, 2011.
 - [22] R. Langley, “On the statistical mechanics of structural vibration,” *J. Sound Vib.*, vol. 466, p. 115034, 2020.
 - [23] D. Jou and G. Lebon, *Extended Irreversible Thermodynamics*. Springer, 2010.
 - [24] I. Müller and T. Ruggeri, *Rational Extended Thermodynamics*, vol. 37. Springer Science & Business Media, 2013.
 - [25] A. Baranyai and D. J. Evans, “Direct entropy calculation from computer simulation of liquids,” *Phys. Rev. A*, vol. 40, pp. 3817–3822, Oct 1989.
 - [26] D. M. Nicholson, C. Gao, M. T. McDonnell, C. C. Sluss, and D. J. Keffer, “Entropy pair functional theory: Direct entropy evaluation spanning phase transitions,” *Entropy*, vol. 23, no. 2, p. 234, 2021.
 - [27] P. M. Piaggi and M. Parrinello, “Entropy based fingerprint for local crystalline order,” *J. Chem. Phys.*, vol. 147, no. 11, p. 114112, 2017.
 - [28] S. S. Kapur, M. Prasad, J. C. Crocker, and T. Sinno, “Role of configurational entropy in the thermodynamics of clusters of point defects in crystalline solids,” *Phys. Rev. B*, vol. 72, p. 014119, Jul 2005.
 - [29] Y. Wu, X. Su, D. Yang, Q. Zhang, and X. Tang, “Boosting thermoelectric properties of agbi3(seys1–y)5 solid solution via entropy engineering,” *ACS Appl. Mater. Inter.*, vol. 13, no. 3, pp. 4185–4191, 2021.
 - [30] Z. Xu, G. Liu, L. Gao, D. Xu, H. Wan, X. Dai, X. Zhang, L. Tao, and L.-T. Yan, “Configurational entropy-enabled thermostability of cell membranes in extremophiles: From molecular mechanism to bioinspired design,” *Nano Lett.*, vol. 23, no. 3, pp. 1109–1118, 2023. PMID: 36716197.
 - [31] J. C. Dyre, “Perspective: Excess-entropy scaling,” *J. Chem. Phys.*, vol. 149, no. 21, p. 210901, 2018.
 - [32] P. Pietzonka, F. Ritort, and U. Seifert, “Finite-time generalization of the thermodynamic uncertainty relation,” *Phys. Rev. E*, vol. 96, p. 012101, Jul 2017.
 - [33] J. M. Horowitz and T. R. Gingrich, “Thermodynamic uncertainty relations constrain non-equilibrium fluctuations,” *Nat. Phys.*, vol. 16, pp. 15–20, 2020.
 - [34] U. Seifert, “Stochastic thermodynamics, fluctuation theorems and molecular machines,” *Rep. Prog. Phys.*, vol. 75, no. 12, p. 126001, 2012.
 - [35] P. Pietzonka and U. Seifert, “Universal trade-off between power, efficiency, and constancy in steady-state heat engines,” *Phys. Rev. Lett.*, vol. 120, p. 190602, May 2018.
 - [36] J. Li, J. M. Horowitz, T. R. Gingrich, and N. Fakhri, “Quantifying dissipation using fluctuating currents,” *Nat. Commun.*, vol. 10, 2019.
 - [37] S. Saryal, H. M. Friedman, D. Segal, and B. K. Agarwalla, “Thermodynamic uncertainty relation in thermal transport,” *Phys. Rev. E*, vol. 100, p. 042101, Oct 2019.
 - [38] S. Plimpton, “Fast parallel algorithms for short-range molecular dynamics,” *Journal of Computational Physics*, vol. 117, no. 1, pp. 1–19, 1995.
 - [39] F. H. Stillinger and T. A. Weber, “Computer simulation of local order in condensed phases of silicon,” *Phys. Rev. B*, vol. 31, pp. 5262–5271, Apr 1985.
 - [40] J. A. Thomas, J. E. Turney, R. M. Iutzi, C. H. Amon, and A. J. H. McGaughey, “Predicting phonon dispersion relations and lifetimes from the spectral energy density,” *Phys. Rev. B*, vol. 81, p. 081411, Feb 2010.
 - [41] Z. Wei, J. Yang, K. Bi, and Y. Chen, “Phonon transport properties in pillared silicon film,” *Journal of Applied Physics*, vol. 118, no. 15, 2015.
 - [42] S. Xiong, K. Sääskilähti, Y. A. Kosevich, H. Han, D. Donadio, and S. Volz, “Blocking phonon transport by structural resonances in alloy-based nanophononic metamaterials leads to ultralow thermal conductivity,” *Physical review letters*, vol. 117, no. 2, p. 025503, 2016.
 - [43] H. Honarvar and M. I. Hussein, “Two orders of magnitude reduction in silicon membrane thermal conductivity by resonance hybridizations,” *Phys. Rev. B*, vol. 97, p. 195413, May 2018.
 - [44] C. C. Sluss, J. Pittman, D. M. Nicholson, and D. J. Keffer, “Exploration of entropy pair functional theory,” *Entropy*, vol. 24, no. 5, 2022.
 - [45] B. McBennett, A. Beardo, E. E. Nelson, B. Abad, T. D. Frazer, A. Adak, Y. Esashi, B. Li, H. C. Kapteyn, M. M. Murnane, *et al.*, “Universal behavior of highly confined heat flow in semiconductor nanosystems: From nanomeshes to metalattices,” *Nano Letters*, vol. 23, no. 6, pp. 2129–2136, 2023.
 - [46] K. Esfarjani, G. Chen, and H. T. Stokes, “Heat transport in silicon from first-principles calculations,” *Physical Review B*, vol. 84, no. 8, p. 085204, 2011.
 - [47] H. Seiler, D. Zahn, M. Zacharias, P.-N. Hildebrandt, T. Vasileiadis, Y. W. Windsor, Y. Qi, C. Carbogno, C. Draxl, R. Ernstorfer, *et al.*, “Accessing the anisotropic nonthermal phonon populations in black phosphorus,” *Nano Letters*, vol. 21, no. 14, pp. 6171–6178, 2021.
 - [48] S. K. Manikandan, D. Gupta, and S. Krishnamurthy, “Inferring entropy production from short experiments,” *Phys. Rev. Lett.*, vol. 124, p. 120603, Mar 2020.
 - [49] S. A. M. Loos, S. Arabha, A. Rajabpour, A. Hassanal, and Édgar Roldán, “Nonreciprocal forces enable cold-to-hot heat transfer between nanoparticles,” *Sci. Rep.*, vol. 13, 2023.
 - [50] T. R. Gingrich, J. M. Horowitz, N. Perunov, and J. L. England, “Dissipation bounds all steady-state current

- fluctuations,” *Phys. Rev. Lett.*, vol. 116, p. 120601, Mar 2016.
- [51] P. G. Klemens, “Thermal conductivity of inhomogeneous materials,” *Int. J. Thermophys.*, vol. 10, 1989.
- [52] Y. Song and C. Hyeon, “Thermodynamic uncertainty relation to assess biological processes,” *J. Chem. Phys.*, vol. 154, no. 13, p. 130901, 2021.
- [53] S. Neogi and D. Donadio, “Anisotropic in-plane phonon transport in silicon membranes guided by nanoscale surface resonators,” *Phys. Rev. Appl.*, vol. 14, p. 024004, Aug 2020.
- [54] This is consistent with previous observation of an oscillating heat flux induced by other forms of resonance [57].
- [55] B. Lilia, R. Hennig, P. Hirschfeld, G. Profeta, A. Sanna, E. Zurek, W. E. Pickett, M. Amsler, R. Dias, M. I. Erements, *et al.*, “The 2021 room-temperature superconductivity roadmap,” *J. Condens. Matter Phys.*, vol. 34, no. 18, p. 183002, 2022.
- [56] F. Giustino, J. H. Lee, F. Trier, M. Bibes, S. M. Winter, R. Valentí, Y.-W. Son, L. Taillefer, C. Heil, A. I. Figueroa, *et al.*, “The 2021 quantum materials roadmap,” *J. Phys.*, vol. 3, no. 4, p. 042006, 2021.
- [57] J. Chen, G. Zhang, and B. Li, “Phonon coherent resonance and its effect on thermal transport in core-shell nanowires,” *J. Chem. Phys.*, vol. 135, 09 2011. 104508.

SUPPLEMENTARY MATERIAL

Entropic signature of resonant thermal transport: Ordered form of heat conduction

Albert Beardo,^{1,2,*} Prajit Rawte,³ Chia-Nien Tsai,³ and Mahmoud I. Hussein^{1,3,†}¹*Department of Physics, University of Colorado, Boulder, Colorado 80302*²*JILA and STROBE NSF Science and Technology Center,
University of Colorado and NIST, Boulder, Colorado 80309*³*Smead Department of Aerospace Engineering Sciences,
University of Colorado, Boulder, Colorado 80303*

This Supplementary Material document covers the geometries and the interatomic potential used in the atomic models (section S1) and the methods used to obtain the spectral energy density (SED) spectra (section S2), the configurational entropy (section S3), and the entropy production (section S4), in the different nanostructures from molecular dynamics (MD) simulations using LAMMPS [S1]. In addition, in section S5, we investigate the strong energy transfer fluctuations between thermostats through a nanopillared membrane (see Figure 3 of the main text) via analysis of the heat flux autocorrelation function at equilibrium. Finally, in section S6, we compare estimations of the entropy maximization time in the different nanosystems.

S1. INTERATOMIC POTENTIAL AND DETAILED GEOMETRIES

We use the Stillinger-Weber empirical potential to model the interactions between atoms for all the calculations [S2]. This potential is adequate to reproduce basic properties of bulk silicon such as the thermal conductivity at high temperatures [S3, S4], and has been extensively used in previous studies involving the modeling of silicon nanosystems [S5–S7]. The methods and approximations used in this work, however, are not restricted to this specific interatomic potential, and can be implemented using refined interatomic potentials, or for the study of other crystalline materials at different temperatures.

In Fig. 1 of the main text, a periodic unit cell describing the different structures is defined in terms of the number of conventional cells (CC). Each CC is a cube containing 8 atoms with a lattice constant $a = 5.431$ Å. The bulk unit cell has dimensions $6 \times 6 \times 6$ CC with periodic boundary conditions applied along all three directions. The membrane unit cell also consists of $6 \times 6 \times 6$ CC, but the top and bottom boundaries are free instead of periodic. The NPC unit cell is equivalent to the membrane unit cell, but with a central empty cavity sized $4 \times 4 \times 2$ CC. Finally, the NPM unit cell is equivalent to the membrane, but with a nanopillar centered on its top boundary

with size $4 \times 4 \times h$ CC, where h denotes the height of the nanopillar. In all cases, the boundary conditions along the in-plane directions prevent drift or global displacements/rotations of the nanostructures.

S2. SPECTRAL ENERGY DENSITY (SED)

We utilize an SED formulation that requires knowledge of only the crystal unit-cell structure and does not require any *a priori* knowledge of the phonon mode eigenvectors. An SED expression, referred to as Φ' , predicts the phonon frequency spectrum [S8]. As provided in Ref. [S9], the SED expression Φ' is a function of wave vector κ and frequency ω and is given by

$$\Phi'(\kappa, \omega) = \mu_0 \sum_{\alpha}^3 \sum_b^n \left| \sum_l^N \int_0^{\tau_0} \dot{u}_{\alpha} \left(\frac{l}{b}; t \right) e^{i \left[\kappa \cdot \mathbf{r}_0 \left(\frac{l}{b} \right) - \omega t \right]} dt \right|^2, \quad (\text{S1})$$

where $\mu_0 = m/(4\pi\tau_0 N)$, m is the mass of a silicon atom, τ_0 is the total simulation time, \mathbf{r}_0 is the equilibrium position vector of the l th unit cell, and \dot{u}_{α} is the α -component of the velocity of the b th atom in the l th unit cell at time t . There are a total of $N = N_x \times N_y \times N_z$ unit cells in the simulated computational domain with n atoms per unit cell.

We note that in Eq. (S1), the phonon frequencies can be obtained only for the set of allowed wave vectors as determined by the crystal structure. For our model, the ΓX -path wave vectors are $\kappa_x = 2\pi j/(N_x 6a)$, $j = 0$ to $N_x/2$. For the computational domain, we set $N_x = 50$ and $N_y = N_z = 1$, which gives a ΓX wave-vector resolution of $\Delta\kappa_x = 0.02(2\pi/6a)$. MD simulations under *NVE* conditions at 300 K are executed for this system for 2^{22} time steps and based on $\Delta t = 0.5$ fs. Equation (S1) is evaluated by computing the Fourier transform of the velocity trajectories extracted every 2^5 steps.

S3. EQUILIBRIUM MD AND CONFIGURATIONAL ENTROPY

We perform equilibrium MD simulations to characterize the configurational entropy distributions in the different nanosystems. Only a single unit cell is simulated

* albert.beardo@colorado.edu

† mih@colorado.edu

at 300 K. The systems are initially equilibrated for 1 ns using a time step 0.5 fs under the *NPT* ensemble, thus allowing the reconfiguration of the surfaces due to boundary atoms relaxation. The excess entropy of each atom is sampled every 6 ps and averaged during the subsequent 6 ns under the *NVE* ensemble. As discussed in [S10], the excess entropy of atom i reads

$$s^i = -2\pi\rho k_B \int_0^{r_m} [g^i(r) \ln g^i(r) - g^i(r) + 1] r^2 dr, \quad (\text{S2})$$

where r is the radial distance from atom i , r_m is a cut-off distance, $g^i(r)$ is the radial distribution function centered on atom i , ρ is the local density around atom i , and k_B is the Boltzmann constant. We use the following smoothed distribution $g^i(r)$

$$g^i(r) = \frac{1}{4\pi\rho r^2} \sum_j \frac{e^{-(r-r_{ij})^2/(2\sigma^2)}}{\sqrt{2\pi\sigma^2}}, \quad (\text{S3})$$

where r_{ij} is the interatomic distance between atom i and its neighbors j , and σ is the broadening parameter.

The configurational entropy per atom can be then calculated as $S^i = s^i + S_{\text{IG}}$, where S_{IG} is the monoatomic ideal gas entropy per atom as obtained using the Sackur-Tetrode expression

$$S_{\text{IG}} = k_B \left[\ln \left(\frac{V}{N} \left(\frac{4\pi m U_{\text{IG}}}{3h^2} \right)^{\frac{3}{2}} \right) + \frac{5}{2} \right], \quad (\text{S4})$$

where N is the number of atoms in the system, V is the volume, U_{IG} is the monoatomic ideal gas energy per atom, and h is the Planck constant.

A. Convergence and Size Effects

In this subsection, we investigate the influence of the computational parameters involved in the excess entropy calculations, such as the cut-off radius r_m or the broadening parameter σ , and we study the relevance of computational size effects in the bulk and membrane systems.

The radial integration in the s^i formula should include all the neighbors of atom i with a non-negligible contribution. In Fig. S1, we show that the excess entropy is converged for cutoff radius $r_m > 7.5$ Å. Hence, we use a cutoff radius of $r_m = 7.5$ Å for efficient numerical calculation of s_i . Moreover, the definition of the radial distribution function in Eq. (S3) involves a broadening parameter σ . This parameter should be chosen small enough to correctly approximate the actual radial distribution function, but large enough to smoothen $g^i(r)$ around the atomic positions and facilitate numerical evaluation. After verifying that a slight modification of this parameter value does not significantly modify the excess

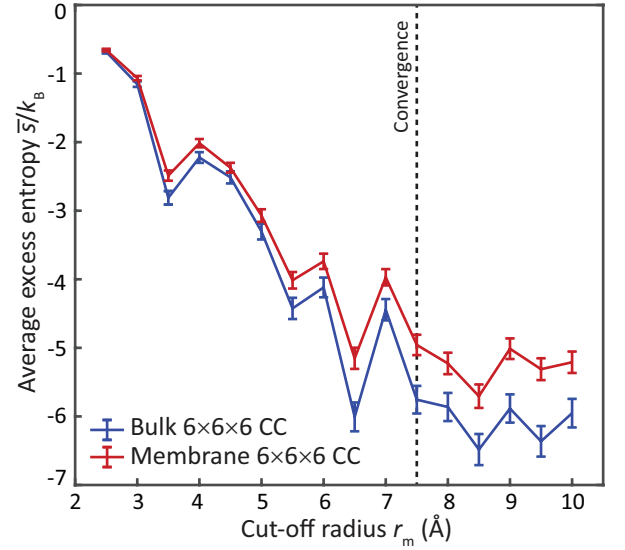


Figure S1. **Cutoff radius convergence.** The excess entropy converges for cutoff radius $r_m > 7.5$ Å. The dashed line indicates the value used in the calculations presented in the main article.

entropy integral, we select $\sigma = 0.25$ Å, which is one order of magnitude smaller than the smallest distance between equilibrium atomic positions in the lattice.

Finally, as shown in Fig. S2, we also verified that the average excess entropy in a bulk system (periodic boundary conditions in all directions) or a membrane with a fixed thickness is independent of the size of the unit

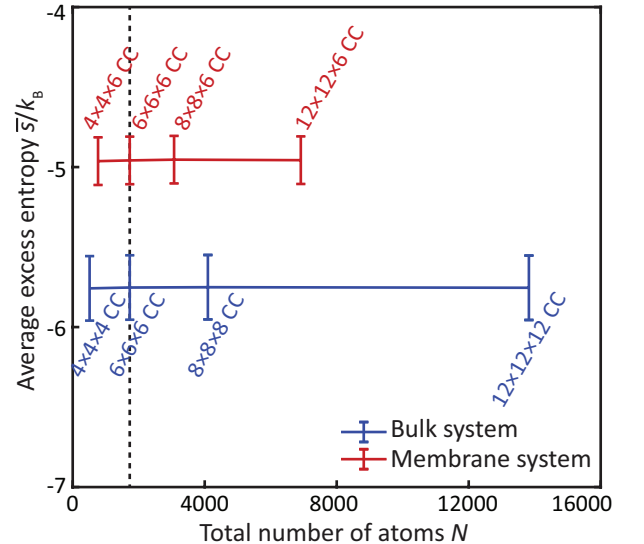


Figure S2. **Computational size effect.** The average excess entropy is independent of the number of atoms considered in the MD simulation for the membrane with a fixed thickness (red) or the bulk (blue) system. The dashed line indicates the unit cell considered in the calculations presented in the main article.

cell. Therefore, finite computational size effects do not directly impact the configurational entropy values we report. It is also worth emphasizing that the density ρ appearing in Eq. (S2) is the local density around the atom i , as required to properly normalize the radial distribution function $g^i(r)$. This is critical for equal-footing comparison of the configurational entropy close to the boundaries and in the internal regions of a given nanosystem. It is observed that if the average global density is used instead, the contribution to the excess entropy at the boundaries is overestimated, which results in a non-physical low-configurational entropy in some cases.

B. Internal Energy and Configurational Entropy

As described above and in the main article, the configurational entropy S is estimated by subtracting the excess entropy from the ideal gas entropy. The excess is approximately quantified by considering only two-body correlations in equilibrium MD simulations. We note that computational finite size effects might prevent interpreting S as the equilibrium thermodynamic entropy, since the simulated dynamics might be non-ergodic, meaning that not all the physical microstates that are accessible in equilibrium might be explored with equal probability in the MD calculations. Moreover, it is not evident that alternative methods characterizing the equilibrium entropy in terms of the free energy [S11] lead to equivalent results.

Here we demonstrate the robustness of the present numerical approximations and the physical meaning of the resulting entropy by relating it to the internal energy. In Fig. S3, we show the total internal energy U as a function of the total configurational entropy S in the bulk system at different temperatures T , as obtained in equilibrium MD simulations. The obtained trend is approximately obeying the thermodynamic relation $dU/dS = T$ around room temperature, thus suggesting that the numerical S value correctly approximates the thermodynamic entropy of the considered nanosystem.

S4. NON-EQUILIBRIUM MD AND ENTROPY PRODUCTION

We perform non-equilibrium MD simulations to compute entropy production lower bounds in each nanosystem. A supercell consisting of five aligned unit cells is simulated in the steady state. To prevent rotational or translational effects during each simulation, a 1.09 nm-thick layer of fixed silicon atoms are added to two opposite ends of each system. Using a Langevin thermostat and a time step of 0.5 fs, the rest of the system is first thermalized at 300 K for 1 ns. Then, a thermal gradient is imposed by thermalizing 2.17 nm-thick layers of atoms in between the fixed ends and the supercell using a Langevin thermostat at 310 K (source) and 290 K (sink), respectively, while leaving the supercell atoms free. The

steady state, characterized by a stationary temperature profile between source and sink, is reached by running the simulation for 1 ns with a time step 0.5 fs. Thereafter, stationary evolution is simulated using the same time step during the subsequent 30 ns, wherein the energy transfer between thermostats is evaluated. Specifically, the energy transferred q_τ corresponds to the total energy introduced in the source to maintain the system out-of-equilibrium in steady state during a time window of $\tau = 1$ ns. The values of $E(q_\tau)$ and $\text{Var}(q_\tau)$ required to calculate the entropy production bound $\hat{\Sigma}_\tau$ are the mean and the variance of the energy q_τ , respectively. The results are averaged over five simulations with different initial conditions to extract these statistical moments in each case. Similar results are obtained if considering the energy removed from the sink instead of the energy injected in the source to define q_τ .

A. Size Effects

Due to the small size of the simulation domain, incorrect sampling of low frequency phonons, nonphysical coupling between thermostats, and enhanced ballistic phonon transmission can unfold. This would influence the energy transmission within the system [S3, S4], and thus might impact the entropy production characterization. In Fig. S4, we show $\hat{\Sigma}_\tau$ as a function of the number of unit cells D between thermostats in the membrane geometry. After adequate normalization by the variable average thermal gradient (see Eq. (S5) below), we do not observe significant size-dependent en-

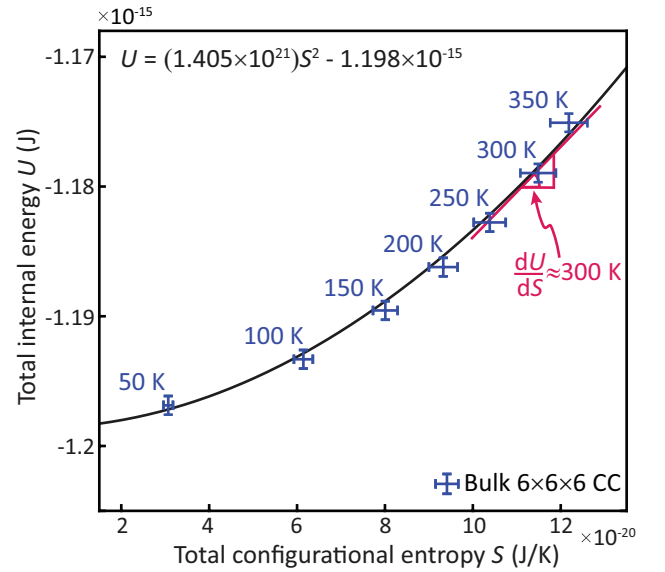


Figure S3. **Total internal energy and total configurational entropy.** The energy versus entropy trend in the bulk system approximately obeys the thermodynamic relation $dU/dS = T$ around room temperature.

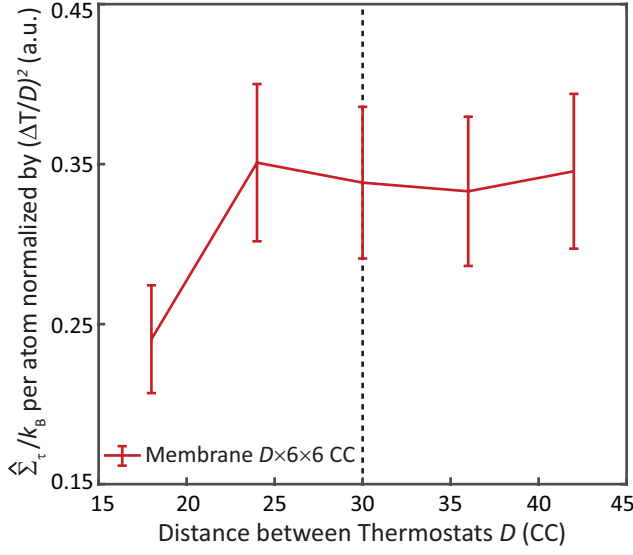


Figure S4. **Computational size effect.** The entropy production is converged for four unit cells of $6 \times 6 \times 6$ CC in size between thermostats or larger in the membrane system. Equivalently, convergence is obtained for distances D between thermostats equal to or greater than 24 CC (13.03 nm). The dashed line indicates the value used in the calculations presented in the main article.

entropy production per atom in the membrane for $D > 24$ CCs. This indicates that the results considering five unit cells between thermostats (i.e., $D = 30$ CCs), are not strongly influenced by the small size of the simulation domain. Moreover, we consider the same distance between thermostats for all the nanostructures, and hence the results illustrated in Fig. 3 of the main article provide an equal-footing comparison among the different nanostructures. We note that $\hat{\Sigma}_\tau$ is converged for relatively small system sizes D relative to the direct calculation of the thermal conductivity using non-equilibrium simulations [S4]. We attribute this to the functional form of the entropy bound, where the energy current q_τ is normalized by combining the mean and the variance. While this significantly reduces the computational cost of the $\hat{\Sigma}_\tau$ comparison between nanostructures, the present simulation setting might be inadequate to directly compute converged values of the thermal conductivity using the average heat current.

Moreover, in the NPM structure, we consider small inter-nanopillar distance compared to the nanopillar height to explore the effects of the phonon resonances in extreme conditions. Consequently, the nanopillars from different unit cells may bend during the simulation sufficiently enough to touch each other. In realistic NPM samples, however, the ratio of the distance between the nanopillars to the nanopillar height will necessarily be larger, and contact between nanopillars is not expected. To mimic realistic conditions in larger NPMs, we prevent inter-nanopillar contact in our simulations by implementing a weak Lennard-Jones repulsion between atoms from

different nanopillars [S12]. This strategy maintains the crystalline order of the lattice in NPM models even for relatively tall nanopillars, and has a small effect on the phonon dispersion relations.

Nonetheless, for $h > 72$ CCs, we observe a slight decrease in the potential energy in the nanopillars due to nanopillar bending and interactions after the thermostats are connected to the system. This loss of potential energy translates to a small temperature rise in the nanopillars and delays the emergence of the steady-state conditions, where the average energy injection rate in the hot thermostat is equivalent to the removal rate in the cold one. To test the influence of these effects on $\hat{\Sigma}$ in the NPM system, we performed an additional set of simulations considering an extra thermalization step before characterizing $\hat{\Sigma}_\tau$. First, we verify that the nanopillar potential energy stabilizes under the influence of the thermostats. Then, we remove all the residual kinetic energy by disconnecting the thermostats and thermalizing all the system at 300 K for 1 ns. Finally, the steady-state conditions are established again for 1 ns before characterization of the statistical moments of q_τ during the subsequent 30 ns. In addition, we discard a few simulation realizations where excessive bending of the nanopillars is identified. This simulation protocol resulted in the same trends of the flux fluctuations and $\hat{\Sigma}$ as a function of the nanopillar height reported in Fig. 3 of the main text, thus confirming that inter-nanopillar contact has a minor effect on the present results. However, a slight reduction in $\hat{\Sigma}$ for very tall nanopillars ($h > 144$ CC) is observed.

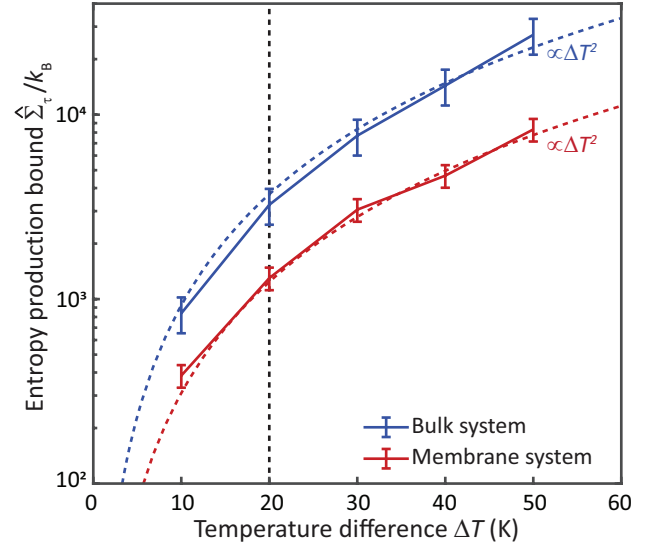


Figure S5. **Influence of the temperature difference between thermostats.** We show the quadratic scaling of the entropy production as a function of ΔT in the bulk (blue) and the membrane (red). The dashed line indicates the value used in the calculations presented in the main article.

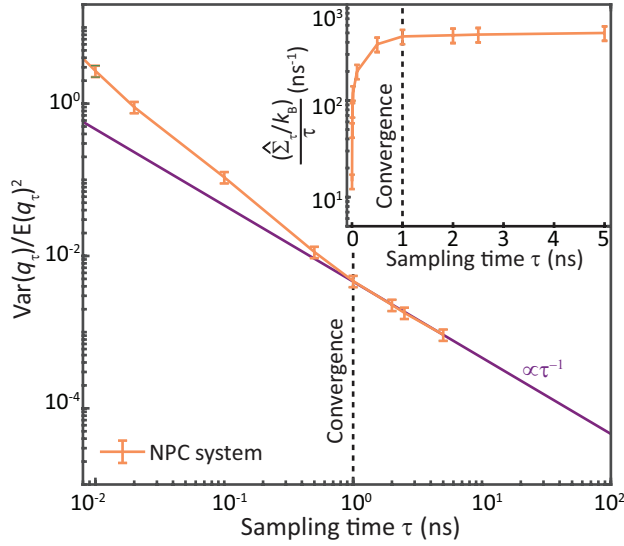


Figure S6. **Influence of sampling time on entropy production rate.** In the NPC system, we show that the statistical moments of the energy current obey the long sampling time limit according to the central limit theorem for $\tau > 1$ ns. The inset illustrates that the entropy production rate bound $\hat{\Sigma}_\tau/\tau$ consequently converges for $\tau > 1$ ns. The dashed line indicates the value used in the calculations presented in the main article.

B. Influence of Temperature Difference between Thermostats

We consider a temperature difference of $\Delta T = 20$ K between the thermostats in the MD simulations to estimate $\hat{\Sigma}_\tau$. By increasing ΔT , we observe a quadratic increase in the entropy production for both the bulk and the membrane systems, as shown in Fig. S5. For larger temperature differences, the system is perturbed further away from equilibrium, and a proportionally larger flow of energy is established in the system. Since the fluctuations are seen not to increase quadratically with respect to the temperature difference, the system can produce more entropy and relax at faster rates when the temperature difference between the thermostats is larger.

The quadratic scaling $\hat{\Sigma}_\tau \propto \Delta T^2$ can be interpreted using the relation between the intrinsic thermal conductivity k and the entropy production [S13] introduced in the main article, which is

$$\frac{\Sigma_\tau}{\tau V} = \frac{\kappa}{T^2} |\nabla T|^2. \quad (\text{S5})$$

Accordingly, since the thermal conductivity is an intrinsic system property independent of the imposed temperature gradient $\nabla T = \Delta T/D$, the entropy production scales as the square of ΔT for a fixed system size D , consistent with the results shown in Fig. S5. Finally, this geometry-independent scaling justifies the arbitrary choice $\Delta T = 20$ K used in this work to compare the effects of nanostructuring on the entropy production using

MD simulations.

C. Sampling Time and Central Limit Theorem

In the limit of long sampling times τ , the central limit theorem stipulates that $\text{Var}(q_\tau)/E(q_\tau)^2 \sim 1/\tau$ [S14]. In Fig. S6, we verify that our statistical analysis of the nonequilibrium MD simulations is consistent with this theorem for $\tau > 1$ ns.

Motivated by this result, we use a sampling time $\tau = 1$ ns for our estimations of the production of entropy. This corresponds to the minimum sampling time τ that allows us to characterize the entropy production rate $\hat{\Sigma}_\tau/\tau$ independent of τ (see inset of Fig. S6). Nevertheless, we emphasize that, even for smaller sampling times, the relative comparison of the entropy production between the different nanostructures remains the same.

D. Normalized Entropy Production

The entropy maximization and thermalization in our nanosystem models are achieved via anharmonic phonon-phonon interactions. Hence, the entropy production of a nanosystem is expected to decrease by reducing its size to scales smaller than the phonon mean free paths and scattering times. In fact, we obtain very strong reductions in the production of entropy in the nanostructured geometries relative to the bulk. This trend explains why, in general, non-equilibrium thermodynamic behavior tends to persist in semiconductors at reduced length or time scales.

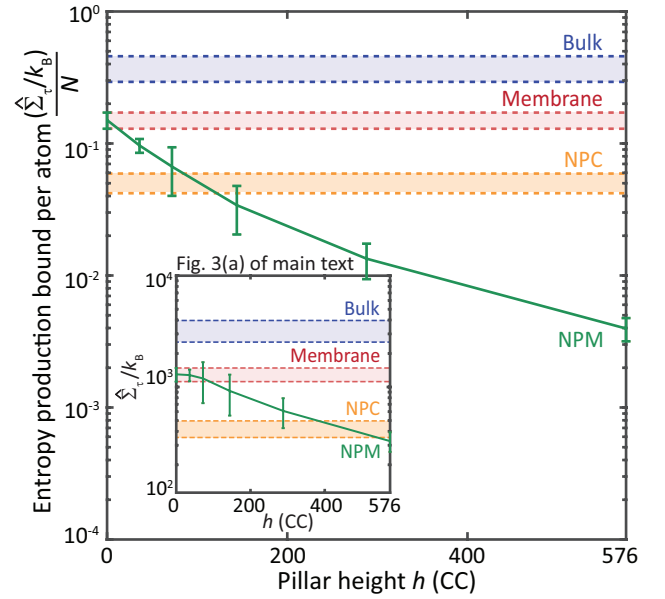


Figure S7. **Entropy production normalized by the number of atoms.**

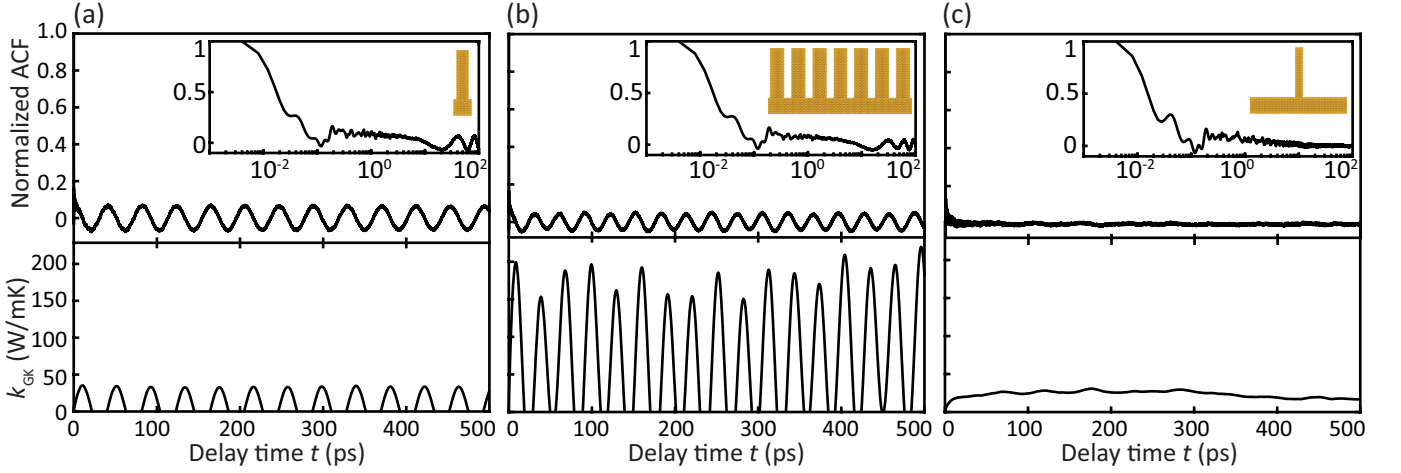


Figure S8. **Heat flux ACF at equilibrium in NPMs.** (a) We observe a non-vanishing fluctuation of the heat flux ACF in a single unit cell. The lack of a heat flux uncorrelation time prevents the applicability of the Green-Kubo formula, which suggests non-ergodic behavior in the MD simulations. (b) This effect is not due to a small number of atoms included in the simulation domain, because the same effect is obtained if considering a larger simulation domain consisting of 7 unit cells. (c) The heat flux becomes rapidly uncorrelated by including membrane unit cells adjacent to a central NPM unit cell, thus illustrating that the origin of the periodic correlation of the flux is the resonant effect induced by the nanopillars. In this case, the Green-Kubo formalism can be successfully applied to quantify the thermal conductivity of the system.

Nevertheless, we note that in the NPM geometry, reducing the size of the system by considering smaller nanopillars results in an increase in entropy production rather than a decrease. This emphasizes the role of the phonon resonances and suggests that the emerging phonon coherence at the nanoscale influences entropic evolution in unexpected ways. The complex connections between mechanistic phonon behavior and the global thermodynamic response are thus manifested in a system such as the NPM. For illustration, in Fig. S7, we show the entropy production normalized by the total number of atoms. Contrary to what would be expected for standard structures, larger NPM systems produce less entropy and thus relax slower.

S5. HEAT FLUX AUTOCORRELATION FUNCTION IN THE NPM SYSTEM

We associate the enhancement of the energy current fluctuations in the NPM system (see Fig. 3 of the main article) with emerging resonant hybridizations of the propagating modes in the membrane. In this section, we explore the implications of this phenomena in equilibrium MD simulations by analyzing the heat flux autocorrelation function (ACF) $\langle \mathbf{J}(0) \otimes \mathbf{J}(t) \rangle$, where \mathbf{J} is the heat flux vector integrated over the volume. The Green-Kubo thermal conductivity [S15–S17] is expressed as

$$\kappa_{\text{GK}} = \frac{1}{k_{\text{B}}VT^2} \int \langle \mathbf{J}(0) \otimes \mathbf{J}(t) \rangle dt, \quad (\text{S6})$$

where T and V are the average temperature and the volume, respectively. To evaluate Eq. (S6), the global heat

flux \mathbf{J} is computed every 4 fs from the equilibrium MD simulations at room temperature introduced in Section S3. We consider an NPM with $h = 18$ CCs.

In Fig. S8, we show that the phonon resonances induced by the nanopillars result in a non-vanishing periodic oscillation of the heat flux ACF that persists for extremely long times. This effect is evident in NPMs regardless of the number of unit cells considered (see Fig. S8b). However, the phonon resonant effect can be attenuated by including a few unit cells without nanopillars adjacent to a single unit cell with a nanopillar, resulting in the heat flux being completely uncorrelated within a small time window (Fig. S8c). The same effect is qualitatively obtained if the heat flux is extracted only from the atoms in the basis membrane, thus confirming that the energy transport mechanisms in the membrane are strongly influenced by the phonon coupling with the resonant modes in the nanopillars. In line with these results, previous work demonstrated that similar features in the heat flux ACF can appear in core-shell nanowires due to the emergence of resonant transversal modes that can couple with the propagating longitudinal modes [S18]—a phenomenon that is distinctly different from the resonance hybridizations that occur in NPMs, yet still brings rise to this behavior.

The anomalous behavior of the heat flux ACF under the influence of atomic-scale phonon resonances at equilibrium is a counterpart of the enhancement of the energy transfer fluctuations in non-equilibrium conditions (see Fig. 3 of the main article). The coherent coupling of the phonon modes in the nanopillars and the base membrane impairs the stochastic evolution of the vibrational

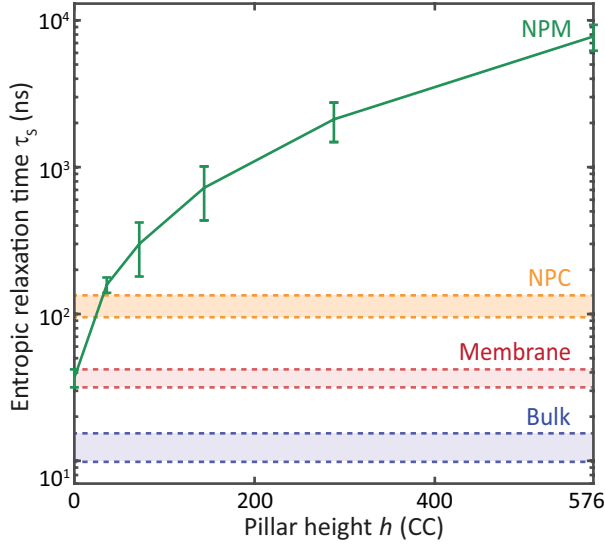


Figure S9. **Entropy maximization time** in the different nanosystems assuming a constant entropy production rate.

energy distribution, which hinders the emergence of thermodynamic equilibrium. This is evidenced by the persistent and periodically fluctuating correlations in the heat flux, as well as the absence of a discernible flux uncorrelation time. These observations suggest that the ergodic exploration of the phase space is not achieved in the equilibrium MD simulations, thereby restricting the suitability of the Green-Kubo formalism for the computation of thermal conductivity in the small-scale NPMs investigated in this paper (see Fig. S8). This interpretation suggests a physical origin underlying errors and uncertainty arising in Green-Kubo calculations [S19, S20] to extract the thermal conductivity in complex systems

prone to various forms of resonances [S18]. Nevertheless, we note that in previous work, quantification of the heat flux uncorrelation time and the conductivity was shown possible even in the presence of significant ACF fluctuations in NPMs with certain dimensions [S6, S21] and other complex systems [S22].

S6. ENTROPY MAXIMIZATION TIME

Here we illustrate the influence of nanostructure on the entropy maximization time. In Fig. S9, we show estimations of the time required to evolve from a fully coherent and non-thermalized state towards equilibrium at 300 K. We consider supercells consisting of five unit cells, and we assume a constant entropy production rate as characterized by the steady-state simulations described in Section S4,

$$\tau_S = \frac{N\bar{S}}{\hat{\Sigma}_\tau/\tau}, \quad (\text{S7})$$

The resulting entropy maximization time values do not correspond to the actual thermalization times because the production rates $\hat{\Sigma}_\tau/\tau$ are characterized in steady-state conditions at 300 K, whereas the entropy evolution is a function of temperature and sensitive to the specific non-equilibrium transient trajectory. However, the results in Fig. S9 illustrate that the modification of the equilibrium phase space and entropy production due to boundaries and nanostructure severely impacts this idealized entropy maximization time. Therefore, the results suggest that realization of NPM nanostructures exhibiting local phonon resonances is a route to hindering irreversible evolution and delaying the emergence of equilibrium, which in turn opens the way for coherent or mechanistic manipulation of phonons.

S1 S. Plimpton, “Fast parallel algorithms for short-range molecular dynamics,” *J. Comput. Phys.*, vol. 117, no. 1, pp. 1–19, 1995.
S2 F. H. Stillinger and T. A. Weber, “Computer simulation of local order in condensed phases of silicon,” *Phys. Rev. B*, vol. 31, pp. 5262–5271, Apr 1985.
S3 P. K. Schelling, S. R. Phillpot, and P. Keblinski, “Comparison of atomic-level simulation methods for computing thermal conductivity,” *Phys. Rev. B*, vol. 65, p. 144306, Apr 2002.
S4 D. P. Sellan, E. S. Landry, J. E. Turney, A. J. H. McGaughey, and C. H. Amon, “Size effects in molecular dynamics thermal conductivity predictions,” *Phys. Rev. B*, vol. 81, p. 214305, Jun 2010.
S5 M. R. Zachariah, M. J. Carrier, and E. Blaisten-Barojas, “Properties of silicon nanoparticles: A molecular dynamics study,” *J. Phys. Chem.*, vol. 100, no. 36, pp. 14856–14864, 1996.

S6 H. Honarvar and M. I. Hussein, “Two orders of magnitude reduction in silicon membrane thermal conductivity by resonance hybridizations,” *Phys. Rev. B*, vol. 97, p. 195413, May 2018.
S7 M. Verdier, D. Lacroix, and K. Termentzidis, “Thermal transport in two- and three-dimensional nanowire networks,” *Phys. Rev. B*, vol. 98, p. 155434, Oct 2018.
S8 J. M. Larkin, J. E. Turney, A. D. Massicotte, C. H. Amon, and A. J. H. McGaughey, “Comparison and evaluation of spectral energy methods for predicting phonon properties,” *J. Comput. Theor. Nanos.*, vol. 11, no. 1, pp. 249–256, 2014.
S9 J. A. Thomas, J. E. Turney, R. M. Iutzi, C. H. Amon, and A. J. H. McGaughey, “Predicting phonon dispersion relations and lifetimes from the spectral energy density,” *Phys. Rev. B*, vol. 81, no. 8, p. 081411, 2010.
S10 P. M. Piaggi and M. Parrinello, “Entropy based fingerprint for local crystalline order,” *J. Chem. Phys.*, vol. 147, no. 11, p. 114112, 2017.

- S11 J. C. Dyre, "Perspective: Excess-entropy scaling," *J. Chem. Phys.*, vol. 149, no. 21, p. 210901, 2018.
- S12 C.-N. Tsai, *Resonant Thermal Transport: Size and Scattering Effects in Nanophononic Metamaterials*. PhD Thesis, University of Colorado Boulder, 2023.
- S13 P. G. Klemens, "Thermal conductivity of inhomogeneous materials," *Int. J. Thermophys.*, vol. 10, 1989.
- S14 Y. Song and C. Hyeon, "Thermodynamic uncertainty relation to assess biological processes," *J. Chem. Phys.*, vol. 154, no. 13, p. 130901, 2021.
- S15 E. Helfand, "Transport coefficients from dissipation in a canonical ensemble," *Physical Review*, vol. 119, no. 1, p. 1, 1960.
- S16 S. G. Volz and G. Chen, "Molecular-dynamics simulation of thermal conductivity of silicon crystals," *Physical Review B*, vol. 61, no. 4, p. 2651, 2000.
- S17 C. Carbogno, R. Ramprasad, and M. Scheffler, "Ab initio Green-Kubo approach for the thermal conductivity of solids," *Physical review letters*, vol. 118, no. 17, p. 175901, 2017.
- S18 J. Chen, G. Zhang, and B. Li, "Phonon coherent resonance and its effect on thermal transport in core-shell nanowires," *J. Chem. Phys.*, vol. 135, 09 2011. 104508.
- S19 J. Kang and L.-W. Wang, "First-principles Green-Kubo method for thermal conductivity calculations," *Phys. Rev. B*, vol. 96, p. 020302, Jul 2017.
- S20 L. d. S. Oliveira and P. A. Greaney, "Method to manage integration error in the Green-Kubo method," *Phys. Rev. E*, vol. 95, p. 023308, Feb 2017.
- S21 M. I. Hussein, C.-N. Tsai, and H. Honarvar, "Thermal conductivity reduction in a nanophononic metamaterial versus a nanophononic crystal: A review and comparative analysis," *Advanced Functional Materials*, vol. 30, no. 8, p. 1906718, 2020.
- S22 Y. He and G. Galli, "Microscopic origin of the reduced thermal conductivity of silicon nanowires," *Phys. Rev. Lett.*, vol. 108, p. 215901, May 2012.