

B-Physics at the Tevatron

John Ellison
(for the CDF and DØ Collaborations)

Department of Physics and Astronomy, University of California, Riverside CA 92521 USA

E-mail: john.ellison@ucr.edu

Abstract. Recent B -Physics results from the CDF and DØ experiments at the Tevatron are described, with emphasis on rare decays and searches for CP violation.

1. Introduction

We report on recent B -Physics results from the Tevatron. The topics covered include measurement of the polarization amplitudes in $B_s^0 \rightarrow \phi\phi$, the search for rare flavor-changing neutral-current decays, CP violation in $B_s^0 \rightarrow J/\psi\phi$ and semileptonic B_s^0 decays, and a new measurement of the like-sign asymmetry in dimuon events.

The data used for the results described here are based on approximately $2.9 - 6.1 \text{ fb}^{-1}$ of data collected by the CDF and DØ experiments at the Fermilab Tevatron, a proton-antiproton collider operating at a center-of-mass energy of 1.96 TeV. The DØ and CDF detectors are described in detail in [1] and [2] respectively.

2. Polarization Amplitudes in $B_s^0 \rightarrow \phi\phi$

The decay $B_s^0 \rightarrow \phi\phi$ is an example of a pseudoscalar meson decaying to two vector mesons and is described by three polarization amplitudes: A_0, A_{\parallel} , and A_{\perp} corresponding to the three polarization configurations of the final state decay products. Due to the $V - A$ nature of the weak interaction and helicity conservation in QCD, the naive expectation is that the longitudinal polarization amplitude dominates in B decays to two light vector mesons: $|A_0|^2 \gg |A_{\parallel}|^2 \approx |A_{\perp}|^2$. This has been confirmed in tree-level $b \rightarrow u$ decays and there is evidence for this in $d \rightarrow d$ penguin decays. However, in the decay $B \rightarrow \phi K^*$, a $b \rightarrow s$ decay, it has recently been found that $|A_0|^2 \approx |A_{\parallel}|^2 \approx |A_{\perp}|^2$. Since the $B_s^0 \rightarrow \phi\phi$ decay also proceeds through a penguin decay, it can be used to check this result. Also, with sufficient statistics, this decay channel will be useful for a comparison of CP violation in $B_s^0 \rightarrow \phi\phi$ and $B_s^0 \rightarrow J/\psi\phi$ decays.

CDF have studied the $B_s^0 \rightarrow \phi\phi$ decay, where both ϕ mesons decay via $\phi \rightarrow K^+ K^-$, using 300 events reconstructed in 2.9 fb^{-1} of data [3]. The polarization amplitudes are measured using a fit to the mass and three decay angles of the B_s^0 decay products. The fit results are:

$$\begin{aligned} |A_0|^2 &= 0.348 \pm 0.041(\text{stat}) \pm 0.021(\text{syst}) \\ |A_{\parallel}|^2 &= 0.287 \pm 0.043(\text{stat}) \pm 0.011(\text{syst}) \\ |A_{\perp}|^2 &= 0.365 \pm 0.044(\text{stat}) \pm 0.027(\text{syst}) \\ \cos \delta_{\parallel} &= -0.91^{+0.15}_{-0.13}(\text{stat}) \pm 0.09(\text{syst}) \end{aligned}$$

where $\cos \delta_{\parallel}$ is the relative strong phase. These results show that $|A_0|^2 \approx |A_{\parallel}|^2 \approx |A_{\perp}|^2$ and therefore the naive prediction is disfavored. The results are consistent within the uncertainties with the theoretical expectations of QCD factorization calculations (see [4] for example), while they do not agree with simple perturbative QCD [5].

3. Rare Decays: $B_{s,d} \rightarrow \mu^+ \mu^-$

The decays $B_{s,d} \rightarrow \mu^+ \mu^-$ are flavor changing neutral current processes that proceed via GIM-suppressed penguin diagrams, and consequently they have small branching fractions in the SM [6]:

$$\begin{aligned} B(B_s^0 \rightarrow \mu^+ \mu^-) &= (3.6 \pm 0.3) \times 10^{-9} \\ B(B^0 \rightarrow \mu^+ \mu^-) &= (1.1 \pm 0.1) \times 10^{-10} \end{aligned}$$

The SM signal is currently beyond the sensitivity of CDF and DØ at the Tevatron, but new physics can significantly enhance the branching fractions. Examples are the MSSM ($B \sim \tan^6 \beta$), SUSY R-parity violating models, and GUTs. Therefore, the observation of these decays with the current data would necessarily indicate new physics.

DØ have reported a new result in the search for $B_s^0 \rightarrow \mu^+ \mu^-$ based on 6.1 fb^{-1} of data [7]. Events are selected using a Bayesian neural network based on five variables: the B_s^0 transverse momentum and pointing angle; the vertex χ^2 and transverse decay length significance; and the smallest impact parameter significance of the two muons. A control sample of $B^+ \rightarrow J/\psi[\rightarrow \mu^+ \mu^-] K^+$ is used for normalization. Figure 1 shows the $\mu\mu$ invariant mass distribution for events in the signal region of the neural network discriminant β .

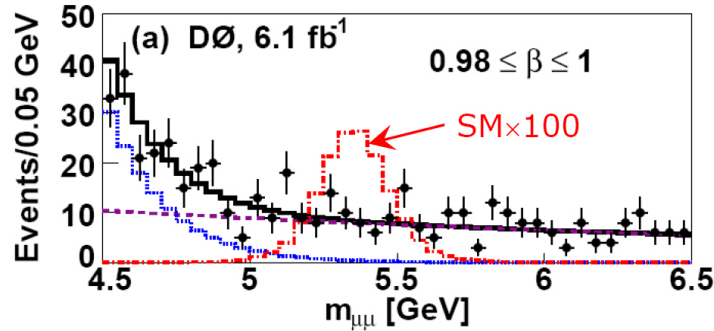


Figure 1. The $\mu\mu$ invariant mass distribution for events in the signal region of the neural network discriminant β , showing the data (dots with uncertainties), expected background distribution (solid line), and the SM signal distribution multiplied by a factor of 100. The dimuon background contributions from double semileptonic decays $B(D) \rightarrow \mu^+ \nu X$ (dashed line) and sequential semileptonic decays $B \rightarrow \mu^+ \nu \bar{D}, \bar{D} \rightarrow \mu^- \bar{\nu} X$ (dotted line) are also shown.

No evidence for a signal is observed and a limit is set on the branching fraction at the 95% C.L.:

$$B(B_s^0 \rightarrow \mu^+ \mu^-) < 5.1 \times 10^{-8}$$

with an expected limit of 3.8×10^{-8} .

CDF have searched for $B_s^0 \rightarrow \mu^+ \mu^-$ and $B^0 \rightarrow \mu^+ \mu^-$ in a data set of 3.7 fb^{-1} and set the following 95% C.L. limits [8]:

$$\begin{aligned} B(B_s^0 \rightarrow \mu^+ \mu^-) &< 4.3 \times 10^{-8} \\ B(B^0 \rightarrow \mu^+ \mu^-) &< 7.6 \times 10^{-9} \end{aligned}$$

with expected limits of 3.3×10^{-8} and 9.1×10^{-9} , respectively.

4. CP Violation in $B_s^0 \rightarrow J/\psi \phi$

The $B_s^0 \rightarrow J/\psi \phi$ decay involves a final state that is a mixture of CP-even and CP-odd states. CP violation can occur via the interference between direct and mixed decays and is described by the phase β_s . CDF have updated their analysis of this mode using a 5.2 fb^{-1} data set [9]. In order to separate the CP-even and CP-odd states, CDF use a maximum likelihood fit to the mass, lifetime, and time-dependent angular distributions of the $B_s^0 \rightarrow J/\psi(\rightarrow \mu^+ \mu^-) \phi(K^+ K^-)$ decay. The fit yields the CP-violating phase β_s and the width difference $\Delta\Gamma_s \equiv \Gamma_L - \Gamma_H$, where Γ_L and Γ_H are the widths of the light and heavy eigenstates.

The B_s^0 flavor at production is determined using a combined opposite-side plus sameside tagging algorithm. The initial state flavor tag improves the sensitivity to the CP-violating phase and removes a sign ambiguity on β_s for a given $\Delta\Gamma_s$. In the fit, ΔM_s is constrained to its measured value. The number of signal events reconstructed is 6500. The average lifetime and width difference resulting from the fit are:

$$\begin{aligned}\bar{\tau}_s &= 1.53 \pm 0.025(\text{stat}) \pm 0.012(\text{syst}) \text{ ps} \\ \Delta\Gamma_s &= 0.075 \pm 0.035(\text{stat}) \pm 0.01(\text{syst}) \text{ ps}^{-1}\end{aligned}$$

The likelihood is coverage-corrected to account for non-Gaussian tails and systematic uncertainties. Confidence level contours in the $\phi_s - \Delta\Gamma_s$ plane are shown in Fig. 2(a). The likelihood as a function of β_s is shown in Fig. 2(b). The resulting 95% C.L. limits on the CP-violating phase β_s are:

$$\beta_s = [-\pi/2, -1.44] \cup [-0.13, 0.68] \cup [0.89, \pi/2] \quad 95\% \text{ C.L.}$$

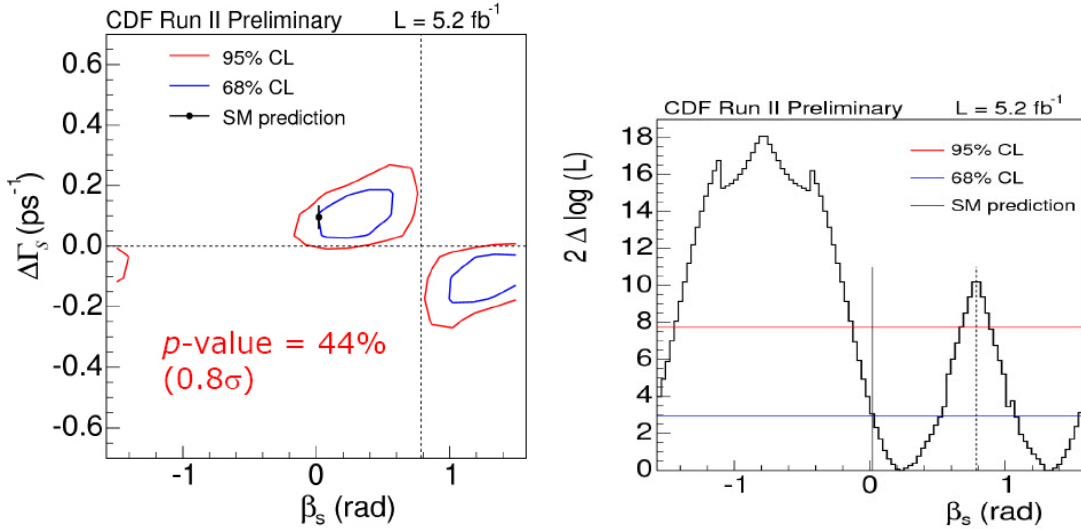


Figure 2. (a) 65% and 95% confidence level regions in the $\beta_s - \Delta\Gamma_s$ plane for the CDF $B_s^0 \rightarrow J/\psi \phi$ analysis based on 5.2 fb^{-1} of data. (b) Coverage-corrected profile likelihood as a function of β_s .

The p -value for the fit is 44%, corresponding to a deviation from the standard model prediction of 0.8σ .

5. Search for CP Violation in Semileptonic B_s^0 Decays

In this section we report a new search for CP violation in the decay $B_s^0 \rightarrow D_s^- \mu^+ \nu X$ by measurement of the flavor-specific asymmetry using a time-dependent analysis with flavor tagging. Two final state samples were reconstructed: $D_s^- \rightarrow \phi \pi^-$, $\phi \rightarrow K^+ K^-$ and $D_s^- \rightarrow K^{*0} K^-$, $K^{*0} \rightarrow K^+ \pi^-$.

The flavor-specific asymmetry is defined as

$$a_{fs}^s = \frac{\Gamma(\bar{B}_s^0(t) \rightarrow f) - \Gamma(B_s^0(t) \rightarrow \bar{f})}{\Gamma(\bar{B}_s^0(t) \rightarrow f) + \Gamma(B_s^0(t) \rightarrow \bar{f})}$$

The SM prediction is very small [10], $a_{fs}^s = (-2.06 \pm 0.57) \times 10^{-5}$, and any deviation from this prediction would be evidence for CP-violating new physics.

The analysis uses a data set of integrated luminosity 5 fb^{-1} [11]. The technique used is similar to that used in the DØ B_s^0 oscillation analysis. A fit to the invariant $KK\pi$ mass of the selected data is shown in Fig. 3.

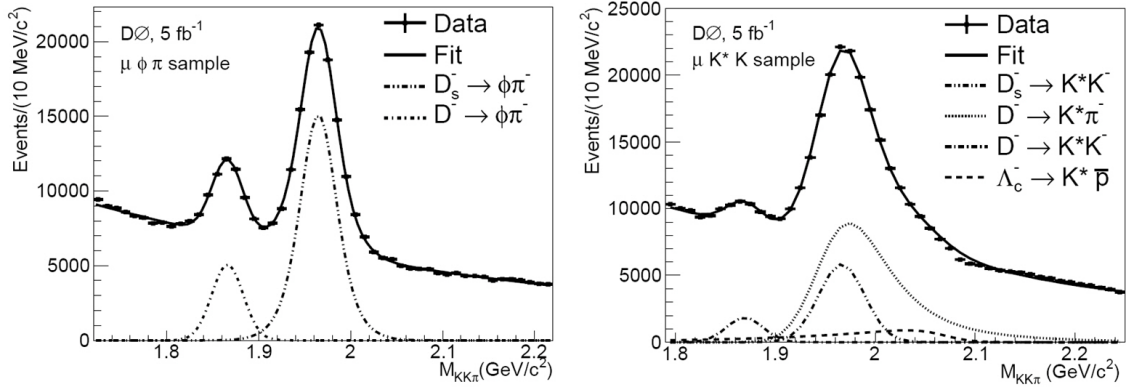


Figure 3. The $KK\pi$ invariant mass distributions in the $\mu\phi\pi$ and $\mu K^{*0}K$ samples together with the fit results.

An unbinned likelihood fit is used to extract the asymmetry. The systematic uncertainties are mainly due to uncertainties in the $c\bar{c}$ contribution, uncertainties in the efficiency vs visible proper decay length, and uncertainties in the $B_s^0 \rightarrow D_s^{(*)} \mu \nu$ branching fractions. Accounting for these yields the final result for the flavor-specific asymmetry:

$$a_{fs}^s = -0.0017 \pm 0.0091(\text{stat}) {}^{+0.0014}_{-0.0015}(\text{syst})$$

This result is consistent with the SM prediction and is the most precise measurement to date.

6. Anomalous Like-Sign Dimuon Asymmetry

The final result reported here is the new DØ measurement of the like-sign dimuon asymmetry [12]. The dimuon charge asymmetry of semileptonic B decays is defined by

$$A_{sl}^b \equiv \frac{N_b^{++} - N_b^{--}}{N_b^{++} + N_b^{--}}$$

and has contributions from B_d and B_s^0 decays:

$$A_{sl}^b = (0.506 \pm 0.043)a_{sl}^d + (0.494 \pm 0.043)a_{sl}^s$$

where

$$a_{sl}^q = \frac{\Gamma(\bar{B}_q^0 \rightarrow \mu^+ X) - \Gamma(B_q^0 \rightarrow \mu^- X)}{\Gamma(\bar{B}_q^0 \rightarrow \mu^+ X) + \Gamma(B_q^0 \rightarrow \mu^- X)}, \quad q = d, s$$

The SM prediction for the semileptonic charge asymmetry is very small [10], $A_{sl}^b = (-2.3_{-0.6}^{+0.5}) \times 10^{-4}$, and new physics could change its value if new CP-violating phases are introduced.

The “raw” asymmetries measured by DØ are the like-sign dimuon asymmetry

$$A \equiv \frac{N(\mu^+ \mu^+) - N(\mu^- \mu^-)}{N(\mu^+ \mu^+) + N(\mu^- \mu^-)} = (0.564 \pm 0.053)\%$$

and the inclusive muon charge asymmetry

$$a \equiv \frac{N(\mu^+) - N(\mu^-)}{N(\mu^+) + N(\mu^-)} = (0.955 \pm 0.003)\%$$

These measurements are obtained from 3.7 million events in the like-sign dimuon sample and 1.5 billion events in the inclusive muon sample, respectively. The relation of A_{sl}^b to these raw asymmetries is as follows:

$$\begin{aligned} A &= K A_{sl}^b + A_{\text{bkg}} \\ a &= k A_{sl}^b + a_{\text{bkg}} \end{aligned}$$

After accounting for non-symmetric background processes from prompt/physics sources (A_{bkg} and a_{bkg}) and dilution due to other processes that do not contribute to asymmetry (K and k), the final result is:

$$A_{sl}^b = (-0.957 \pm 0.251(\text{stat}) \pm 0.146(\text{syst}))\%$$

which represents a 3.2σ deviation from the theoretical prediction of the SM. A comparison with other measurements is shown in Fig. 4. As can be seen, the result is consistent with other measurements with the uncertainties.

7. Conclusions

The high luminosity of the Tevatron coupled with the relatively large b production cross section allows many measurements to be made that provide tests of the SM and allow searches for physics beyond the SM, especially in the area of CP violation and rare decays. The measurements are ongoing and are complementary to results obtained at the B-factories. Future measurements at the Tevatron and at the LHC will further explore the rich field of flavor physics.

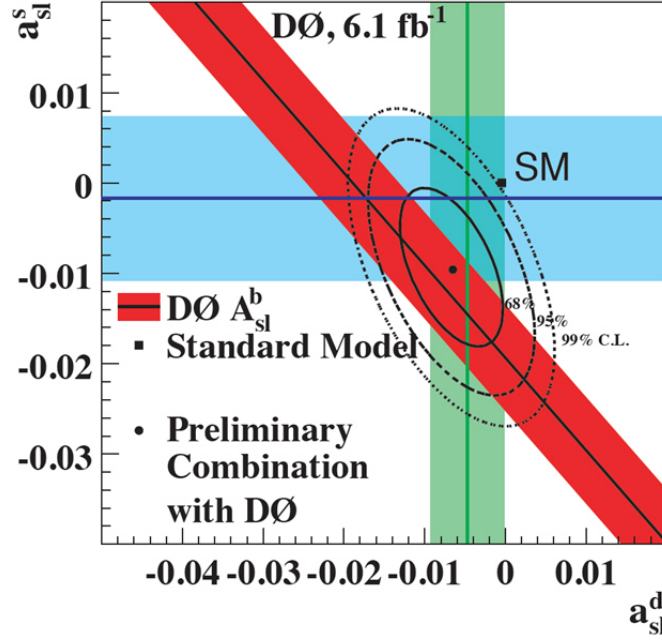


Figure 4. a_{sl}^d vs. a_{sl}^s showing the DØ measurement of A_{sl}^b (black line with red error band), the world average measurement of a_{sl}^d (green line with green error band), and the DØ direct measurement of a_{sl}^s (blue line with blue error band). Also shown are the 68%, 95%, and 99% C.L. regions for the combination of the three results.

References

- [1] V.M. Abazov et al., (The DØ Collaboration), “The Upgraded D0 Detector,” Nucl. Instr. and Methods A **565**, 463, (2006).
- [2] R. Blair et al., (The CDF Collaboration), “The CDF II Detector Technical Design Report”, Fermilab-Pub-96/390-E.
- [3] CDF Note 10064, (The CDF Collaboration), 2010.
- [4] M. Beneke, J. Rohrer, and D. Yang, Nuclear Physics B, **774**, 64, (2007).
- [5] A. Ali et al., Phys. Rev. D **6**, 074018, (2007).
- [6] A.J. Buras, Prog. Theor. Phys. **122**, 145 (2009).
- [7] V.M. Abazov et al., (The DØ Collaboration), arXiv.org:1006:3469, to appear in Phys. Lett. B.
- [8] CDF Note 9892, (The CDF Collaboration), 2009.
- [9] CDF Note 10206, (The CDF Collaboration), 2010.
- [10] A. Lenz and U. Nierste, JHEP **06**, 072, (2007).
- [11] V.M. Abazov et al., (The DØ Collaboration), Phys. Rev. D **82**, 012003, (2010).
- [12] V.M. Abazov et al., (The DØ Collaboration), Phys. Rev. Lett. **105**, 081801 (2010); V.M. Abazov et al., (The DØ Collaboration), Phys. Rev. D **82**, 032001, (2010).