

Non-global logs and clustering impact on jet mass with a jet veto distribution

Kamel Khelifa-Kerfa¹

School of Physics & Astronomy, University of Manchester,
Oxford Road, Manchester, M13 9PL, U.K.

Abstract

There has recently been much interest in analytical computations of jet mass distributions with and without vetos on additional jet activity [1–6]. An important issue affecting such calculations, particularly at next-to-leading log (NLL), is that of non-global logs (NGLs) as well as logs induced by jet definition, as pointed out in our previous work [3]. In this paper, we extend our calculations of NGLs to beyond the small jet-radius approximation used in [1, 3]. We compute, at fixed-order, the effect of jet clustering on both C_F^2 and C_FC_A colour channels and confirm our findings, as well as those of [3], by comparing to exact next-to-leading order (NLO) results from EVENT2.

¹Kamel.Khelifa@hep.manchester.ac.uk

Contents

1	Introduction	1
2	Fixed-order calculations: $\mathcal{O}(\alpha_s)$	4
2.1	Observable and jet algorithms' definitions	4
2.2	LO distribution	6
3	Fixed-order calculations: $\mathcal{O}(\alpha_s^2)$	7
3.1	τ_{E_0} distribution in the anti- k_t algorithm	8
3.1.1	C_F^2 term	8
3.1.2	$C_F C_A$ term and NGLs	8
3.2	τ_{E_0} distribution in the C-A algorithm	12
3.2.1	C_F^2 term	13
3.2.2	$C_F C_A$ term	15
4	Resummation of τ_{E_0} distribution	16
4.1	Resummation with anti- k_t algorithm	16
4.2	Resummation with C-A algorithm	18
5	Numerical results	19
6	Conclusion	24
A	Derivation of LO distribution	27
B	G_{nm} coefficients	28
C	Threshold thrust distribution in SCET	30
C.1	Resummation	30

1 Introduction

Event and jet shape variables have long served as excellent tools for testing QCD and improving the understanding of its properties (for a review, see [7]). Event/jet shape distributions have been used to extract some prominent parameters in QCD including the strong coupling and the quark–gluon colour ratio [8]. Due to the fact that shape variables are, by construction, linear in momentum, they exhibit a strong sensitivity to non-perturbative (NP) effects. They have thus been exploited to gain a better analytical insight into this QCD domain [7, 9]. Furthermore, jet shapes have been used not only to study the jet structure of hadronic final states, including jet multiplicities, jet rates and jet profiles (Ref. [10] and references therein), but also the *subjet* structure, or substructure, of the jets themselves (for a recent example, see [1]). The latter subject has received significant attention in recent years, particularly in the area of boosted objects with the aim to separate the decay products of a Beyond Standard Model (BSM) particle from QCD background at LHC (for a review, see [11]).

Although shape variables are, by construction, Infrared and Collinear (IRC) safe, fixed-order perturbative (PT) calculations break down in regions of phase space where the shape variable is small. These regions correspond to gluon emissions that are soft and/or collinear to hard legs and lead to the appearance of large logs that spoil the PT expansion of the shape distribution [10] (and references therein). While measured shape distributions have a peak near small values of the shape variable and then goes to zero, fixed-order analytical distributions diverge. To deal away with these divergences and successfully reproduce the experimentally-seen behaviour, one ought to either perform an all-orders resummation of the large logs and match it to the fixed-order result or rely on Monte Carlo event generators. We are concerned, in the present paper, with the resummation method as it paves the way for a better understanding of QCD dynamics including the process of multiple gluon radiation.

There are two types of jet shape observables ²: global and non-global [12]. *Global* observables are shape variables that are sufficiently inclusive over the whole final state phase space. The resummation of such variables, e.g. thrust, heavy jet mass and broadening, up to NLL accuracy have long been performed [13, 14]. The results were matched with NLO fixed-order distribution for a better agreement with measurements over a wide range of shape variable [13]. With NNLO fixed-order calculations now available for e^+e^- annihilation [15, 16], it has recently been possible to perform an N³LL resummation for various event/jet variables [17, 18]. The corresponding resummed and matched (N³LL+NNLO) distributions are in excellent agreement with the corresponding measured distributions [16, 19]. For example, the value of the coupling constant extracted through shape variables is competitive to the world average, with relatively small errors [18]. Similar results have been achieved within the framework of Soft and Collinear Effective Theory (SCET) [20].

The aforementioned resummation has only been possible because of QCD *coherence* [21]; the property that large-angle real emissions and virtual corrections are independent of small-angle real emissions ³. Physically, a gluon emitted at a large angle cannot resolve the difference between a single parent parton and a bunch of collinear offspring partons. It only sees the total colour charge of the emitting system. In this respect, the emission of n soft gluons can be approximated by a multiplicative process of independent single soft gluon emissions. Computations of emission amplitudes for soft gluons are then performed within the framework of an effective *eikonal* theory without the need of restoring to the standard QCD theory. The standard Feynman rules for QCD are replaced, in the eikonal theory, by approximated eikonal rules [22, 23].

At hadron colliders, what one often measures instead is jets, which only occupy patches of the phase space. The corresponding jet shape variables are thus non-inclusive, or non-global, and the resummation becomes highly non-trivial even at NLL level. Consider, for example, measuring the normalised invariant mass, ρ , of a subset of high- p_t jets in a multijet events. A veto is applied on final state soft activity to keep the jet multiplicity fixed. *Jets* are only defined through a jet algorithm, which generally depends on some parameters such as the jet size R [24]. We are thus faced with a multi-scale (ρ , hard scale, veto, jet size) problem where potentially large logs in the ratios of these scales appear. In addition to the Sudakov leading logs, $\alpha_s^n \ln^{n+1} \rho$, coming from independent

²from the point of view of our calculations in this paper.

³The angles being with respect to (w.r.t.) any incoming or outgoing legs.

primary gluon emissions, there are large subleading non-global logs (NGLs) of the form $\alpha_s^n \ln^n(a/b)$, where a and b are two different scales, coming from secondary ⁴ correlated gluon emissions [3].

We argued in [3] that in the narrow well-separated jets limit, the non-global structure of the ρ distribution, at hadronic colliders, becomes much like that of e^+e^- hemisphere jet mass [12]. This is mainly due to the fact that non-global logs arise predominantly near the boundaries of individual jets. We had therefore considered e^+e^- dijet events where only one of the jets is measured while the other is left unmeasured. We found, in the anti- k_t algorithm [25], NGLs in the ratio $\rho Q/2R^2 E_0$ as well as $2E_0/Q$ where E_0 and Q are the veto and hard scale respectively. These logs were completely missed out in [1, 2]. The resummation of these NGLs to all-orders had been approximated to that of the hemisphere mass [12] up to terms vanishing as powers of R . Furthermore, it was pointed out, in the same paper, that different jet definitions differ at NLL due to clustering-induced large logs. We refer to these logs as *clustering logs* (CLs).

Within the same context of e^+e^- multijet events, Kelly *et al* [4] proposed that if one measures the masses of the two highest-energy jets, instead of a single highest-energy jet as done in [3], then the resulting distribution is free from NGLs ⁵. This is clearly not correct since the latter shape observable, which we shall refer to, following [26], as *threshold thrust* ⁶, is still non-global. To clearly see this consider, for example, the following gluonic configuration in e^+e^- dijet events at $\mathcal{O}(\alpha_s^2)$. A gluon k_1 is emitted by hard eikonal legs into the interjet energy region, Ω . k_1 then emits a softer gluon k_2 into, say the quark jet region. This configuration then contributes to the quark jet mass. The corresponding virtual correction, whereby gluon k_2 is virtual, does not, however, contribute to the quark jet mass. Hence, upon adding the two contributions one is left with a real-virtual mis-cancellation resulting in logarithmic enhancement of the jet mass distribution. The latter is what we refer to as NGLs. The other jet receives identical enhancement. Thus the sum of the invariant masses of the two jets does indeed contain NGLs contribution. The latter is actually twice that of the single jet mass found in [3]. Moreover, the authors of [4] claimed that the anti- k_t [25] and Cambridge-Aachen (C-A) [27] jet algorithms only differ at NNLL for the threshold thrust ⁷. From our calculation in [3] for the jet mass (without a jet veto) which is not much different from the threshold thrust, we know that the latter statement is incorrect. Nonetheless, an explicit proof will be presented in this paper. Now, what is interesting in [4] and triggers the current work, is that the total differential threshold thrust distribution computed in the C-A algorithm and which contains neither NGLs nor CLs contributions, seemed to somehow agree well with next-to-leading (NLO) program **EVENT2** [28] results.

In this paper we shall shed some light on [4]’s result by considering the individual colour contributions to the total distribution. We show, by fixed-order calculations, that both NGLs and CLs are present and that the above agreement with **EVENT2** is, on one

⁴These are emissions that are not radiated off primary hard legs.

⁵This claim was made in version 1 of [4]. While our current paper was in preparation, Kelly *et al* published version 2 of [4] in which they realised that this distribution is not actually free of NGLs and computed the first coefficient at $\mathcal{O}(\alpha_s^2)$. Another paper also appeared on arXiv [5] in which NGLs of the same observable were studied within the SCET framework.

⁶This name is more appropriate at hadron colliders where at threshold the final state jets are back-to-back and there is no beam remnant [26].

⁷This claim has been removed from version 2

side merely accidental, and on the other side due to the fact that the interval of the threshold thrust considered in [4] does not correspond to the asymptotic region where large logs are expected to dominate. Moreover, the calculations performed here can be regarded as an extension to [3]. This extension includes computing the full (partial) R dependence of the first NGLs coefficient in the anti- k_t (C-A) jet algorithm and checking the findings of [3] as well as present calculations against **EVENT2**.

The organisation of this paper is as follows. In sec. 2 we compute the full logarithmic part of the LO threshold thrust distribution. We then consider, in sec. 3, the fixed-order NLO distribution in the eikonal limit and compute the NGLs coefficient, S_2 , in both anti- k_t and C-A jet algorithms. In the same section we derive an expression for the CLs's first term, C_2^P , as well. Sec. 4 is devoted to LL resummation of our jet shape including an exponentiation of the NGLs and CLs fixed-order terms, S_2 and C_2^P . The latter exponentiation suffices for our purpose in this paper, which is to compare the analytical distribution with **EVENT2** at NLO. It also provides a rough estimate of the size and impact of NGLs and CLs on the total resummed distribution. In appendix C, the corresponding resummation in SCET [4, 26, 29] is presented. Numerical distributions of the threshold thrust obtained using the program **EVENT2** linked with the **FastJet** [24] library are compared against analytical results and the findings discussed in sec. 5. In light of this discussion, we draw our main conclusions in sec. 6.

2 Fixed-order calculations: $\mathcal{O}(\alpha_s)$

After briefly reviewing the definition of the threshold thrust observable, or simply the jet mass with a jet veto, presented in [4, 26], a general formula for sequential recombination jet algorithms is presented. We then move on to compute the LO integrated distribution of this shape variable. At this order, all jet algorithms are identical. Note that partons (quarks and gluons) are assumed on-mass shell throughout.

2.1 Observable and jet algorithms' definitions

Consider e^+e^- annihilation into multijet events. First, cluster events into jets of size (radius) R with a jet algorithm. After clustering, label the momenta of the two hardest jets p_R and p_L and the energy of the third hardest jet E_3 . The threshold thrust is then given by the sum of the two leading jets' masses after events with $E_3 > E_0$ ⁸ are vetoed [4],

$$\tau_{E_0} = \frac{m_R^2 + m_L^2}{Q^2} = \frac{\rho_R + \rho_L}{4}. \quad (2.1)$$

ρ_R and ρ_L are the jet mass fractions for the two leading jets respectively. In [3] we had shown that the single jet mass fraction, ρ , is a non-global shape variable. Thus τ_{E_0} must obviously be a non-global variable too.

A general form of sequential recombination algorithms at hadron colliders is presented in [24]. The adopted version for e^+e^- machines may be summarised as follows [24].

⁸ E_0 is denoted as ω in [4].

Starting with a list of final state pseudojets with momenta p_i ⁹, energies E_i and angles θ_i w.r.t. c.m frame, define the distances

$$d_{ij} = \min(E_i^{2p}, E_j^{2p}) \frac{2(1 - \cos \theta_{ij})}{R^2}, \quad d_{iB} = E_i^{2p}, \quad (2.2)$$

where p can be any (positive or negative) continuous number. At a given stage of clustering, if the smallest distance is d_{ij} then i and j are recombined together. Otherwise if the smallest distance is d_{iB} then i is declared as a jet and removed from the list of pseudojets. Repeat until no pseudojets are left. The recombination scheme we adopt here is the E -scheme, in which pairs (ij) are recombined by adding up their 4-momenta. Two pseudojets, i and j , are merged together if

$$2(1 - \cos \theta_{ij}) < R^2. \quad (2.3)$$

The anti- k_t , C-A and k_t algorithms correspond, respectively, to $p = -1, p = 0$ and $p = 1$ in eq. (2.2). We shall only consider the first two algorithms, anti- k_t and C-A in this paper. Calculations for the inclusive k_t are identical to those for the C-A algorithm as shown in [3]. With regard to notation, the jet-radius in [4], which we shall denote R_s , is given in terms of R by

$$R_s = R^2/4. \quad (2.4)$$

Here we work with R_s instead of R .

To verify that the definition (2.1) is just the thrust in the threshold (dijet) limit, hence the name, we begin with the general formula of the thrust,

$$\tau = 1 - \max_{\hat{\mathbf{n}}} \frac{\sum_i |\mathbf{p}_i \cdot \hat{\mathbf{n}}|}{\sum_i |\mathbf{p}_i|}, \quad (2.5)$$

where the sum is over all final state 3-momenta \mathbf{p} and the maximum is over directions (unit vectors) $\hat{\mathbf{n}}$. In the *threshold* limit, enforced by applying a veto on soft activity, e^+e^- annihilates into two back-to-back jets and the *thrust axis*, the maximum $\hat{\mathbf{n}}$, coincides with the jet directions. At LO, an emission of a single gluon, k , that is collinear to, and hence clustered with say, p_R , produces the following contribution to the thrust

$$\tau \simeq \frac{E_R \omega}{Q} (1 - \cos \theta_{kp_R}) + \frac{E_L \omega}{Q} (1 - \cos \theta_{kp_L}) + \frac{\omega^2}{Q^2} (1 - \cos \theta_{kp_R}) (1 - \cos \theta_{kp_L}), \quad (2.6)$$

where $E_{R(L)}$ is the energy of the hard leg $p_{R(L)}$, ω the gluon's energy and we have discarded an $\mathcal{O}(\tau^2)$ term. Recalling that first two terms in the RHS of eq. (2.6) are just the mass fractions ρ_R and ρ_L at LO respectively and neglecting the third term, quadratic in ω , one concludes that

$$\tau \simeq \tau_{E_0}. \quad (2.7)$$

This relation can straightforwardly be shown to hold to all-orders.

⁹ p_i^μ may be the momenta of individual particles or each p_i^μ may be the total momentum of the particles whose paths are contained in a small cell of solid angle about the interaction point, as recorded in individual towers of a hadron calorimeter.

2.2 LO distribution

In [3] we computed the LO distribution of the jet mass fraction, ρ , in the small R (R_s) limit using the matrix–element squared in the eikonal approximation. In this section, we use the full QCD matrix–element and restore the complete R_s dependence of the singular part of the τ_{E_0} distribution. The general expression for the integrated and normalised τ_{E_0} distribution, or equivalently the τ_{E_0} shape fraction, is given by

$$\Sigma(\tau_{E_0}, E_0) = \int_0^{\tau_{E_0}} d\tau'_{E_0} \int_0^{E_0} dE_3 \frac{1}{\sigma} \frac{d^2\sigma}{d\tau'_{E_0} dE_3}, \quad (2.8)$$

where σ is the total $e^+e^- \rightarrow \text{hadrons}$ cross–section. The perturbative expansion of shape fraction in terms of the QCD coupling α_s may be cast in the form

$$\Sigma = \Sigma^{(0)} + \Sigma^{(1)} + \Sigma^{(2)} + \dots, \quad (2.9)$$

where $\Sigma^{(0)}$ refers to the Born contribution and is equal to 1. The derivation of the first order correction, $\Sigma^{(1)}$, to the Born approximation is presented in appendix A. The final result reads

$$\begin{aligned} \Sigma^{(1)}(\tau_{E_0}, E_0) = \frac{C_F\alpha_s}{2\pi} & \left[-2 \ln^2 \tau_{E_0} + \left(-3 + 4 \ln \frac{R_s}{1-R_s} \right) \ln \tau_{E_0} \right] \Theta \left(\frac{R_s}{1+R_s} - \tau_{E_0} \right) + \\ & + \frac{C_F\alpha_s}{2\pi} \left[-1 + \frac{\pi^2}{3} - 4 \ln \frac{R_s}{1-R_s} \ln \frac{2E_0}{Q} + f_{E_0}(R_s) \right], \end{aligned} \quad (2.10)$$

where we have used eq. (A.2) to change the normalisation in eq. (2.8) from σ to σ_0 . The reason for this change is that the matrix–element we have used in **EVENT2** is normalised to the Born cross–section¹⁰. The only difference between the two normalisations at $\mathcal{O}(\alpha_s)$ is in the one–loop constant. If we normalised to σ we would have found $C_F(-5/2 + \pi^2/3)$ instead of $C_F(-1 + \pi^2/3)$. The function $f_{E_0}(R_s)$ is given by

$$f_{E_0}(R_s) = -2 \ln R_s \ln \frac{R_s}{1-R_s} + 2 \text{Li}_2(R_s) - 2 \text{Li}_2(1-R_s) + \frac{8E_0}{Q} \ln \frac{R_s}{1-R_s} + \mathcal{O} \left(\frac{E_0^2}{Q^2} \right). \quad (2.11)$$

It is worth noting that in the limit $R_s \rightarrow 1/2$ the τ_{E_0} distribution (2.10) reduces to the well known thrust distribution [30] with upper limit $\tau < 1/3$. For $R_s < 1/2$ the threshold thrust distribution includes, in addition to thrust distribution, the interjet energy flow LO distribution [22] too,

$$\Sigma_{\text{E flow}}^{(1)}(E_0) = \frac{C_F\alpha_s}{2\pi} \left[-4 \ln \frac{R_s}{1-R_s} \ln \left(\frac{2E_0}{Q} \right) + \mathcal{O} \left(\frac{E_0}{Q} \right) \right], \quad (2.12)$$

Here the interjet (rapidity gap) region, referred to in literature as $\Delta\eta$, is defined by the edges of the jets. Specifically, it is related to the jet–radius R_s by

$$\Delta\eta = -\ln \left(\frac{R_s}{1-R_s} \right). \quad (2.13)$$

The important features of the τ_{E_0} distribution that are of concern to the present paper are actually contained in the second order correction term $\Sigma^{(2)}$, which we address in the next section.

¹⁰Note that there are three sets of matrix–elements included in the program, of which only one is not normalised to the Born cross–section.

3 Fixed-order calculations: $\mathcal{O}(\alpha_s^2)$

We begin this section by recalling the formula of the matrix-element squared for the e^+e^- annihilation into two gluons, $e^+e^- \rightarrow q(p_a) + \bar{q}(p_b) + g_1(k_1) + g_2(k_2)$ in the eikonal approximation. Let us first define the final state partons' 4-momenta as

$$\begin{aligned} p_a &= \frac{Q}{2}(1, 0, 0, 1), \\ p_b &= \frac{Q}{2}(1, 0, 0, -1), \\ k_1 &= \omega_1(1, \sin \theta_1 \cos \phi_1, \sin \theta_1 \sin \phi_1, \cos \theta_1), \\ k_2 &= \omega_2(1, \sin \theta_2 \cos \phi_2, \sin \theta_2 \sin \phi_2, \cos \theta_2). \end{aligned} \quad (3.1)$$

where the angles θ_i are w.r.t. p_a direction (which lies along the z-axis) and we assume the energies to be strongly ordered: $Q \gg \omega_1 \gg \omega_2$. The recoil effects are negligible in this regime and are hence ignored throughout. The eikonal amplitude then reads [10],

$$S_{ab}(k_1, k_2) = \left(\frac{\alpha_s}{2\pi}\right)^2 [C_F^2 W_P + C_F C_A W_S], \quad (3.2)$$

where W_P and W_S stand for primary and secondary emission amplitudes respectively. If we define the antenna function $w_{ij}(k) = 2(ij)/(ik)(kj)$ then the latter amplitudes are given by

$$W_P = w_{ab}(k_1)w_{ab}(k_2) = \frac{16}{\omega_1^2 \omega_2^2 \sin^2 \theta_1 \sin^2 \theta_2}, \quad (3.3)$$

and

$$\begin{aligned} W_S &= \frac{w_{ab}(k_1)}{2} [w_{a1}(k_2) + w_{b1}(k_2) - w_{ab}(k_2)], \\ &= \frac{8}{\omega_1^2 \omega_2^2 \sin^2 \theta_1 \sin^2 \theta_2} \left[\frac{1 - \cos \theta_1 \cos \theta_2}{1 - \cos \theta_{12}} - 1 \right], \end{aligned} \quad (3.4)$$

For completeness, the four body phase space factor is given, assuming it factorises, by $d\Phi_4(a, \dots, k_2) = d\Phi_2(a, b) d\Phi_2(k_1, k_2)$ where

$$d\Phi_2(k_1, k_2) = \prod_{i=1}^2 \omega_i d\omega_i \frac{\sin \theta_i d\theta_i d\phi_i}{2\pi} \left(\frac{\alpha_s}{2\pi}\right)^2, \quad (3.5)$$

and $d\Phi_2(a, b)$ has an analogous formula with $(k_1, k_2) \rightarrow (p_a, p_b)$. It is worthwhile to note that the primary emission, W_P , contribution to the τ_{E_0} distribution is only fully accounted for by the single-gluon exponentiation in the anti- k_t algorithm case. If the final state is clustered with a jet algorithm other than the latter, W_P integration over the modified phase space, due to clustering, leads to (see below) new logarithmic terms that escape the naive single-gluon exponentiation. On the other hand, the secondary amplitude W_S contribution is completely missing from the latter Sudakov exponentiation in both algorithms.

First we outline the full second order structure of the τ_{E_0} distribution up to NLL level in the anti- k_t including the computation of the NGLs coefficient S_2 . After that,

we investigate the effects of partons' clustering in the final state on both primary and secondary emissions. The C–A algorithm is taken as a case study to illustrate the main points. Calculations where the final state is clustered with other jet algorithms should proceed in an analogous way to the C–A case.

3.1 τ_{E_0} distribution in the anti- k_t algorithm

The anti- k_t jet algorithm works, in the soft limit, like a perfect cone. That is, a soft gluon k_i is clustered to a hard parton p_j if it is within an angular distance $4R_s$, eq. (2.3), from the axis defined by the momentum of the latter. This feature of the algorithm greatly simplifies both fixed-order and resummation calculations. Considering all possible angular distances between (k_1, k_2) and (p_a, p_b) we compute below the corresponding contributions to primary and secondary pieces of the τ_{E_0} distribution. Note that we use LL and NLL to refer to leading and next-to-leading logs of τ_{E_0} (and not $2E_0/Q$) in the exponent of the resummed distribution (discussed in sec. 4).

3.1.1 C_F^2 term

The LL contribution to the τ_{E_0} distribution comes from diagrams corresponding to two-jet final states. That is diagrams where both real gluons, k_1 and k_2 , are clustered with the hard partons p_a and p_b . Diagrams where one of the two gluons is in the interjet region, and hence not clustered with neither hard partons, contribute at NLL level. Other gluonic configurations lead to contributions that are beyond our NLL control and thus not considered. The C_F^2 part of the $\mathcal{O}(\alpha_s^2)$ threshold thrust distribution may be found by expanding the exponential of the LO distribution (2.10). The full resultant expression including the running coupling at one-loop will be presented in sec. 4. For the sake of comparison to the clustering case, we only report here the the LL term, which reads

$$\Sigma_P^{(2)}(\tau_{E_0}, E_0) = 2 C_F^2 \left(\frac{\alpha_s}{2\pi} \right)^2 \ln^4(\tau_{E_0}). \quad (3.6)$$

Next we consider the derivation of the $C_F C_A$ contribution to the τ_{E_0} distribution including the full jet-radius dependence.

3.1.2 $C_F C_A$ term and NGLs

In the anti- k_t algorithm the non-global logarithmic contribution to the τ_{E_0} distribution is simply the sum of that of the single jet mass fraction, ρ , with a jet veto distribution studied in [3]. This is in line with the near-edge nature of non-global enhancements. In two-jet events, the well separated ¹¹ jets receive the latter enhancements independently of each other. Possible final state gluonic arrangements relevant to NGLs at second order are depicted in fig. 1. The all-orders resummed NGLs distribution may be written in the form [12]

$$S(t) = 1 + S_2 t^2 + \dots = 1 + \sum_{n=2} S_n t^n, \quad (3.7)$$

¹¹such that the jet-radius is much smaller than the jets' separation; $R_s \ll (1 - \cos \theta_{ij})$, where θ_{ij} is the angle between jets i and j .

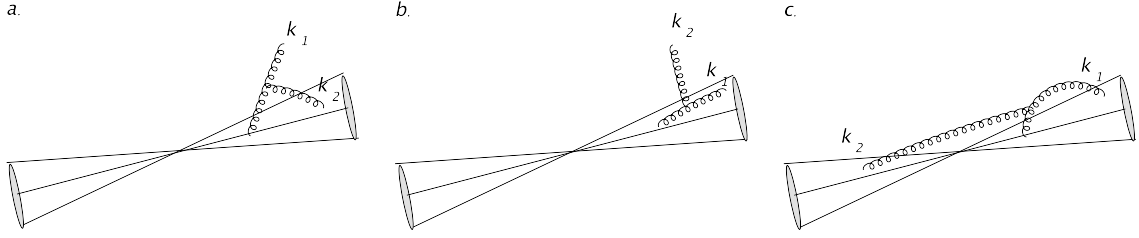


Figure 1: Schematic representation of gluonic arrangement giving rise to NGLs. We have only shown the NGLs contributions to the p_R -jet. Identical contributions apply to the p_L -jet.

with t being the evolution parameter defined in terms of the coupling α_s by

$$\begin{aligned} t &= \frac{1}{2\pi} \int_{k_t^{\min}}^{k_t^{\max}} \frac{dk_t}{k_t} \alpha_s(k_t), \\ &= \frac{\alpha_s}{2\pi} \ln \left(\frac{k_t^{\max}}{k_t^{\min}} \right), \end{aligned} \quad (3.8)$$

where the exact form of the upper and lower limits, k_t^{\max} and k_t^{\min} , depend on the gluonic configuration and the second line in (3.8) assumes a fixed coupling. To make contact with interjet energy flow calculations [31, 32], we work in this particular section with hadronic variables (k_t, η, ϕ) instead of e^+e^- variables (E, θ, ϕ) . The pseudo-rapidity η and transverse momentum k_t (both measured w.r.t. incoming beam direction) are related, respectively, to the angle and energy by ¹²

$$\eta = -\ln \left(\tan \frac{\theta}{2} \right), \quad E = k_t \cosh(\eta) \quad (3.9)$$

Using the secondary emissions eikonal amplitude (3.4) in terms of the new variables, the NGLs coefficient S_2 reads

$$S_2 = -4C_F C_A \int d\Phi^{(2)} \left[\frac{\cosh(\eta_1 - \eta_2)}{\cosh(\eta_1 - \eta_2) - \cos(\phi_1 - \phi_2)} - 1 \right], \quad (3.10)$$

where the phase space measure, $d\Phi^{(2)}$, is of the general form given in eq. (3.5) with the k_t integrals included in the definition of t (3.8) and new restrictions coming from the jet shape definition. For configuration (a) in fig. 1, it reads

$$d\Phi_a^{(2)} = \int_{-\frac{\Delta\eta}{2}}^{\frac{\Delta\eta}{2}} d\eta_1 \frac{d\phi_1}{2\pi} \times 2 \int_{\frac{\Delta\eta}{2}}^{+\infty} d\eta_2 \frac{d\phi_2}{2\pi} \Theta \left(\ln \frac{k_{t2}}{Q_{TE_0}} - \eta_2 \right) \Theta (E_0 - k_{t1} \cosh(\eta_1)), \quad (3.11)$$

where the interjet (gap) region, $\Delta\eta$ is given in eq. (2.13). Due to boost invariance of rapidity variables the latter region has been centered at $\eta = 0$. Moreover, the factor 2 in (3.11) accounts for the p_L -jet contribution. Since neither the integrand nor the measure in eq. (3.10) depends explicitly on the azimuthal angles $\phi_{1,2}$, we use our freedom

¹²Otherwise, one can redefine the partons' 4-momenta in terms of η and k_t and use the antenna function expressions of W_P and W_S to rewrite them in terms of the latter hadronic variables.

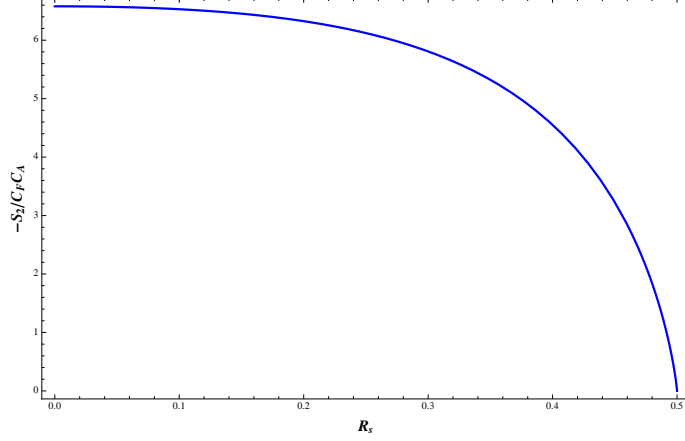


Figure 2: The NGLs' coefficient $S_2 = S_{2,a}$ in anti- k_t algorithm as function of the jet-radius.

to set $\phi_1 = 0$, average over ϕ_2 and then perform the rapidity integration. The resultant expression for S_2 in the limit $\tau_{E_0} \rightarrow 0$ reads,

$$\lim_{\tau_{E_0} \rightarrow 0} S_{2,a} = -4C_F C_A \left[\frac{\pi^2}{12} + \Delta\eta^2 - \Delta\eta \ln(e^{2\Delta\eta} - 1) - \frac{1}{2}\text{Li}_2(e^{-2\Delta\eta}) - \frac{1}{2}\text{Li}_2(1 - e^{2\Delta\eta}) \right] \quad (3.12)$$

An identical expression was found for the NGLs' coefficient in the interjet energy flow distribution [31]¹³. The fact that $S_{2,a}$ is the same for τ_{E_0} and interjet energy flow distributions means that the NGLs' coefficient only depends on the geometry of the phase space and not on the observable itself. This is of course only true in the limit where the jet shape variable goes to zero. The difference between the jet shape variables amounts only to a difference in the logarithm's argument.

Note that it should be understood that there are Θ -function constraints on k_{t1} and k_{t2} resulting from rapidity integrations not explicitly shown in eq. (3.12). Performing the remaining straightforward k_t integrals yields just $t_a^2/2$ where t_a is given in eq. (3.8) with $k_t^{\max} = E_0$ and $k_t^{\min} = Q\tau_{E_0}/2R_s$ and the factor $1/2$ cancels out a factor of 2 from W_S . The non-global distribution (3.7) for the τ_{E_0} variable in the anti- k_t algorithm is then given, up to $\mathcal{O}(\alpha_s^2)$, by

$$S(t) = 1 + S_{2,a} t_a^2 \Theta\left(\frac{2E_0}{Q} - \frac{\tau_{E_0}}{R_s}\right). \quad (3.13)$$

In fig. 2 we plot $S_{2,a}$ as a function of the jet-radius R_s . A Taylor expansion of $S_{2,a}$ around $R_s = 0$ yields,

$$S_{2,a} = -C_F C_A \left[\frac{2\pi^2}{3} - 4R_s^2 - 8R_s^3 - 13R_s^4 - 20R_s^5 - \mathcal{O}(R_s^6) \right]. \quad (3.14)$$

At the asymptotic limit $R_s \rightarrow 0$ (or equivalently $\Delta\eta \rightarrow +\infty$) S_2 saturates at $-C_F C_A 2\pi^2/3$. From the plot, we see that approximating $S_{2,a}$ by its asymptotic value, as done in [3], is

¹³Our jet-radius, R_s , is given in terms the parameter c , used in [31], by the relation: $1 - c = 2R_s$.

actually valid for jet radii up to $R_s \sim 0.2$ ($R \sim 0.8$). Furthermore, Eq. (3.12) confirms the claim made in the same paper that NGLs do not get eliminated when the jet-radius approaches zero. One may naively expect that when the jet size shrinks down to 0 ($R_s \rightarrow 0$) there is no room for gluon k_2 to be emitted into. This means that τ_{E_0} becomes inclusive and hence $S_{2,a}$ vanishes. To the contrary, $S_{2,a}$ reaches its maximum in this limit.

Now consider configuration (b) in fig. 1. Adding up the corresponding virtual correction, one obtains the following phase space constraint

$$\Theta(\tau_{E_0} Q e^{\eta_1} - k_{t1}) \Theta\left(k_{t2} - \frac{E_0}{\cosh(\eta_2)}\right). \quad (3.15)$$

The phase space measure $d\Phi_b^{(2)}$ is analogous to $d\Phi_a^{(2)}$ in (3.11) with $1 \leftrightarrow 2$ and the two Θ -functions in (3.11) replaced by those in eq. (3.15). The limits on η_1 are then $+\infty > \eta_1 > \max[\Delta\eta/2, \ln(k_{t1}/Q\tau_{E_0})]$. If we impose the constraining relation given in eq. (3.13), i.e. $2E_0/Q \gg \tau_{E_0}/R_s$, then the lower limit becomes $\eta_1 > \ln(k_{t1}/Q\tau_{E_0})$. The NGLs coefficient $S_{2,b}$ thus reads

$$S_{2,b} = -4C_F C_A \int_{\ln \frac{k_{t1}}{Q\tau_{E_0}}}^{+\infty} d\eta_1 \int_{-\frac{\Delta\eta}{2}}^{\frac{\Delta\eta}{2}} d\eta_2 [\coth(\eta_1 - \eta_2) - 1], \quad (3.16)$$

where we have averaged the eikonal amplitude W_s over ϕ_2 and moved k_{ts} ' constraints onto the integral of the evolution parameter t_b , which is given at second order by

$$t_b^2 = \left(\frac{\alpha_s}{2\pi}\right)^2 \ln^2\left(\frac{2E_0}{Q}\right) \Theta\left(\frac{2E_0}{Q} - \frac{\tau_{E_0}}{R_s}\right). \quad (3.17)$$

The $S_{2,b} t_b^2$ contribution is then beyond our NLL accuracy. In fact, $S_{2,b}$ vanishes in the limit $\tau_{E_0} \rightarrow 0$ as can be seen from eq. (3.16).

The last contribution to NGLs at $\mathcal{O}(\alpha_s^2)$ comes from configuration (c) in fig. 1. Upon the addition of the virtual correction, one is left with the constraint

$$\Theta(Q\tau_{E_0} - k_{t1}e^{-\eta_1}) \Theta(k_{t2}e^{+\eta_2} - Q\tau_{E_0}). \quad (3.18)$$

The corresponding NGLs coefficient and evolution parameter, at $\mathcal{O}(\alpha_s^2)$, read

$$S_{2,c} = -4C_F C_A \int_{\ln \frac{k_{t1}}{Q\tau_{E_0}}}^{+\infty} d\eta_1 \int_{-\ln \frac{k_{t2}}{Q\tau_{E_0}}}^{-\frac{\Delta\eta}{2}} d\eta_2 [\coth(\eta_1 - \eta_2) - 1], \quad (3.19)$$

$$t_c^2 = \left(\frac{\alpha_s}{2\pi}\right)^2 \ln^2\left(\frac{\sqrt{R_s/(1-R_s)}}{\tau_{E_0}}\right) \Theta\left(\frac{2E_0}{Q} - \frac{\tau_{E_0}}{R_s}\right), \quad (3.20)$$

Although eq. (3.19) is of NLL contribution to the τ_{E_0} distribution, the coefficient $S_{2,c}$ vanishes in the limit $\tau_{E_0} \rightarrow 0$. For this reason, this configuration will not be considered.

We conclude that in the regime $2E_0/Q \gg \tau_{E_0}/R_s$, the only non-vanishing contribution to the NGLs come from phase space configurations of type (a). Other configurations, (b) and (c), are either subleading or vanish in the limit $\tau_{E_0} \rightarrow 0$. We also note that if we choose to order the latter scales the opposite way, i.e. $2E_0/Q \ll \tau_{E_0}/R_s$ then configurations (b)

and (c) become leading, in NGLs, while configuration (a) becomes subleading. Though we do not consider this regime here, we point out that calculations of S_2 's and t 's for the three configurations should be straightforwardly obtained from those performed above by re-arranging η_1 and η_2 integration limits.

Lastly, it is worth noting that setting the cut-off scale $E_0 \sim \tau_{E_0} Q$ in eq. (3.13) would diminish the whole NGLs contribution. Unlike the single jet invariant mass distribution, studied in [3], where this choice of the cut-off renders the NGLs contribution near the unmeasured jet significant, $\ln^2(2E_0/Q) \sim \ln^2(\rho)$, the τ_{E_0} distribution has no such effect.

In the next subsection we recompute both C_F^2 and $C_F C_A$ contributions to the τ_{E_0} distribution under the C–A clustering condition. For the $C_F C_A$ term, we only focus on configuration (a) and do not attempt to address the subleading contributions coming from configurations (b) and (c).

3.2 τ_{E_0} distribution in the C–A algorithm

The definition of the C–A algorithm is given in eq. (2.2) with $p = 0$. Unlike the anti- k_t algorithm, which successively merges soft gluons with the nearest hard parton, the C–A algorithm proceeds by successively clustering soft gluons amongst themselves. Consequently, a soft parton may in many occasions be dragged into (away from) a jet region and hence contributing (not contributing) to the invariant mass of the latter. The jet mass, and hence τ_{E_0} , distribution is then modified. It is these modifications, due to soft-gluons self-clustering, that we shall address below.

Any clustering-induced contribution to the τ_{E_0} distribution will only arise from phase space configurations where the two soft gluons, k_1 and k_2 , are initially (that is, before applying the clustering) in different regions of phase space. Configurations where both gluons are within the same jet region, gluon k_1 is in one of the two jet regions and gluon k_2 is in the other or both gluons are within the interjet region are not altered by clustering and calculations of the corresponding contributions will yield identical results to the anti- k_t algorithm. We can therefore write the τ_{E_0} distribution in the C–A algorithm, at $\mathcal{O}(\alpha_s^2)$, as

$$\Sigma_{\text{C-A}}^{(2)}(\tau_{E_0}, E_0) = \Sigma_{\text{anti-}k_t}^{(2)}(\tau_{E_0}, E_0) + \delta\Sigma^{(2)}(\tau_{E_0}, E_0). \quad (3.21)$$

It is the last term in eq. (3.21) that we compute in the present subsection. Starting at configurations with two gluons in two different regions, the jet algorithm either:

- (A) recombines the two soft gluons into a single parent gluon if the clustering condition (2.3) is satisfied. The latter parent gluon will either be in one of the two jet regions or out of both of them (and hence in the interjet region).
- (B) or leaves the two gluons unclustered, if the clustering condition is not satisfied. This case is then identical to the anti- k_t one but with a more restricted phase space. This restriction comes from the fact that for the two gluons to survive the clustering they need to be sufficiently far apart. Quantitatively, their angular separation should satisfy the relation

$$(1 - \cos \theta_{12}) > 2R_s. \quad (3.22)$$

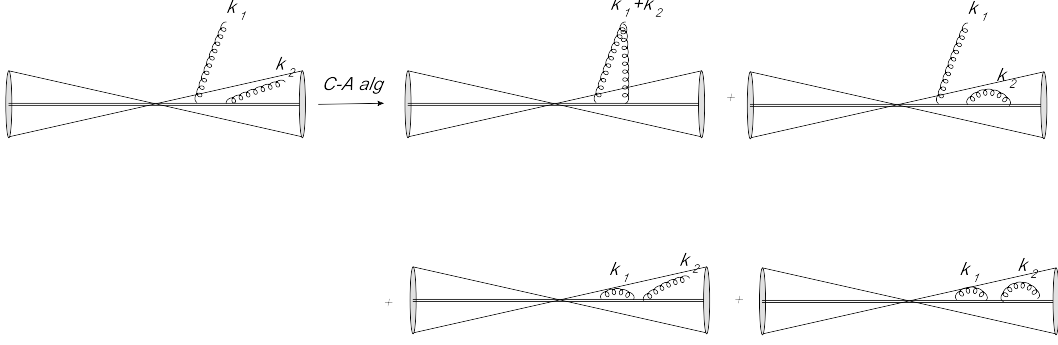


Figure 3: A schematic representation of a three-jet final state after applying the C–A algorithm on real emission along with virtual correction diagrams. The two gluons are clustered in the E–Scheme (see sec. 2). Identical diagrams hold for the p_L -jet.

Below, we examine the contributions from configurations (A) and (B) to the C_F^2 and $C_F C_A$ colour pieces of the τ_{E_0} distributions. All calculations are performed using (ω, θ, ϕ) variables.

3.2.1 C_F^2 term

Consider the gluonic configuration in (A) where the harder gluon k_1 is in the interjet region and the softer gluon k_2 is in the p_R -jet region, say. We account for the p_L -jet region through multiplying the final result by a factor of two. Applying the C–A algorithm (2.2), the smallest distance is $d_{\min} = d_{12}$. Hence gluon k_1 pulls gluon k_2 out of the p_R -jet region and form a third jet, as depicted in fig. 3. The latter is then vetoed to have energy less than E_0 . The corresponding clustering angular function, in the small angles limit, reads

$$\begin{aligned} \Theta_{\text{C-A}}(1, 2) &= \Theta(\theta_1^2 - 4R_s)\Theta(4R_s - \theta_2^2)\Theta(\theta_2^2 - \theta_{12}^2), \\ &= \Theta(4\theta_2^2 \cos^2 \phi_2 - \theta_1^2)\Theta(\theta_1^2 - 4R_s)\Theta(4R_s - \theta_2^2)\Theta\left(\theta_2^2 - \frac{R_s}{\cos^2 \phi_2}\right)\Theta\left(\cos \phi_2 - \frac{1}{2}\right). \end{aligned} \quad (3.23)$$

Adding up the corresponding virtual corrections, where one or both of the gluons are virtual, one obtains the following constraint on the phase space

$$\Theta(E_0 - \omega_1 - \omega_2) - \Theta(E_0 - \omega_1) + \Theta\left(\frac{\omega_2}{2Q}\theta_2^2 - \tau_{E_0}\right). \quad (3.24)$$

Since we are working in the strong energy-ordered regime, $\omega_1 \gg \omega_2$, only the last Θ -function survives. The new contribution to the C_F^2 piece of the τ_{E_0} distribution is then given by

$$\begin{aligned} C_2^P t_p^2 &= 8 \int_{\frac{Q\tau_{E_0}}{2R_s}}^{Q/2} \frac{d\omega_2}{\omega_2} \int_{\omega_2}^{Q/2} \frac{d\omega_1}{\omega_1} \int_{-\pi/3}^{\pi/3} \frac{d\phi_2}{2\pi} \int_{2\sqrt{R_s}}^{2\theta_2 \cos \phi_2} \frac{d\theta_1}{\theta_1} \int_{2\sqrt{R_s}}^{R_s/\cos \phi_2} \frac{d\theta_2}{\theta_2}, \\ &= 0.73 C_F^2 \left(\frac{\alpha_s}{2\pi}\right)^2 \ln^2\left(\frac{R_s}{\tau_{E_0}}\right). \end{aligned} \quad (3.25)$$

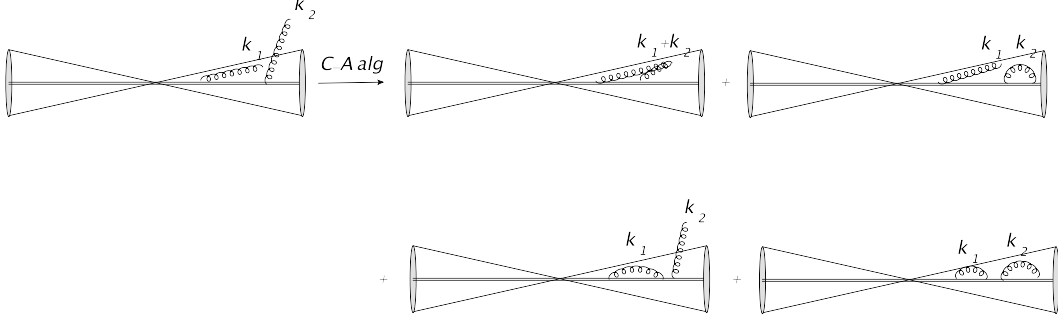


Figure 4: A schematic representation of a two-jet final state after applying the C–A algorithm on real emission along with virtual correction diagrams. The two gluons are clustered in the E–Scheme (see sec. 2). Identical diagrams hold for the left (p_L) jet.

This result is identical to that found in [3] for a single jet mass (without a jet veto) distribution. The reason for this is that the clustering requirement only affects the distribution to which the softest gluon contributes.

The second possible configuration that corresponds to case (A) is where gluon k_1 is in, say, the p_R -jet region and the softer gluon k_2 is in the interjet region. If the two gluons are clustered, i.e, gluon k_1 pulls in gluon k_2 , then upon adding real emission and virtual correction diagrams, depicted in fig. 4, one obtains the following phase space constraint

$$-\Theta\left(\tau_{E_0} - \frac{\omega_1}{2Q}\theta_1^2\right)\Theta\left(\frac{\omega_2}{2Q}\theta_2^2 - \tau_{E_0}\right) + \Theta(\omega_2 - E_0), \quad (3.26)$$

where we have assumed small angles limit and employed the LL accurate approximation

$$\Theta\left(\tau_{E_0} - \frac{\omega_1}{2Q}\theta_1^2 - \frac{\omega_2}{2Q}\theta_2^2\right) \simeq \Theta\left(\tau_{E_0} - \frac{\omega_1}{2Q}\theta_1^2\right)\Theta\left(\tau_{E_0} - \frac{\omega_2}{2Q}\theta_2^2\right). \quad (3.27)$$

Given the fact that $\omega_1 \gg \omega_2$ and θ_1 and θ_2 must be close to each other to be clustered, i.e, they should satisfy condition (3.22), then the first two Θ -functions in eq. (3.26) are substantially suppressed and one is only left with the veto on ω_2 . Applying the C–A algorithm one obtains an identical clustering function to eq. (3.23). Hence the CLs' coefficient for this configuration is equal to C_2^P given in eq. (3.25). That is $C_2^P = 0.73 C_F^2$. The evolution parameter does however change. It is now given, at $\mathcal{O}(\alpha_s^2)$, by

$$t_p'^2 = \left(\frac{\alpha_s}{2\pi}\right)^2 \ln^2\left(\frac{2E_0}{Q}\right). \quad (3.28)$$

This contribution is then beyond our NLL control. Note that the CLs contribution in eq. (3.28) is equal to what one would find for interjet energy flow distribution if the rapidity gap was to be defined through eq. (2.13).

Let us now turn to case (B) where the two gluons are not merged together. If gluon k_1 is in the interjet region and gluon k_2 is in one of the two jet regions then the corresponding phase space constraint reads

$$\Theta\left(\frac{2Q\tau_{E_0}}{\omega_2} - \theta_2^2\right)\Theta(\omega_1 - E_0)[1 - \Theta_{C-A}(1, 2)]. \quad (3.29)$$

The limits on θ_2 -integral are then given by: $\min(4R_s, 2Q\tau_{E_0}/\omega_2) > \theta_2^2 > 0$. Imposing the constraint $2E_0/Q \gg \tau_{E_0}/R_s$, it is straightforward to see that the above constraint yields NNLL contribution and thus beyond our control. Similarly, the configuration where gluon k_1 is in the jet region and gluon k_2 is in the interjet region yields subleading logs.

Hence the C_F^2 piece of the clustering-induced correction term $\delta\Sigma^{(2)}$, in eq. (3.21), up to NLL, reads

$$\delta\Sigma^{(2)}(\tau_{E_0}, E_0) = C_2^P t_p^2, \quad (3.30)$$

Next we compute the $C_F C_A$ piece of $\delta\Sigma^{(2)}$.

3.2.2 $C_F C_A$ term

Consider the gluonic configuration (a) depicted in fig. 1. Applying the C-A clustering algorithm on the latter yields two possibilities, namely the two gluons are either clustered or not. The former case completely cancels against virtual corrections. It is when the two gluons survive the clustering, the latter case, that a real-virtual mismatch takes place and NGLs are induced. The corresponding evolution parameter is equal to t_a of the anti- k_t case, eq. (3.8) with $k_t^{\max} = E_0$ and $k_t^{\min} = Q\tau_{E_0}/2R_s$. The clustering condition is simply one minus that in eq. (3.23). The NGLs' coefficient can then be written, using the eikonal amplitude (3.4), as

$$S_2^{\text{C-A}} = S_{2,a} + \delta\Sigma_{C_F C_A}^{(2)} \quad (3.31)$$

where

$$\begin{aligned} \delta\Sigma_{C_F C_A}^{(2)} = 8C_F C_A \int_{\sqrt{R_s}}^{2\theta_2 \cos \phi_2} \frac{d\theta_1}{\sin \theta_1} \int_{\frac{\sqrt{R_s}}{\cos \phi_2}}^{2\sqrt{R_s}} \frac{d\theta_2}{\sin \theta_2} \int_{-\pi/3}^{\pi/3} \frac{d\phi_2}{2\pi} \left[\frac{1 - \cos \theta_1 \cos \theta_2}{1 - \cos \theta_{12}} - 1 \right] \times \\ \times \Theta \left(\frac{R_s}{\tau_{E_0} \cos \phi_2} - \frac{Q}{2\omega_2} \right), \quad (3.32) \end{aligned}$$

We can perform the θ_1 -integral analytically and then resort to numerical methods to evaluate the remaining θ_2 and ϕ_2 integrals. The result, in terms of the jet-radius R_s , is depicted in Fig. 5. $S_2^{\text{C-A}}$ saturates at around $-0.44 \times 2\pi^2/3 C_F C_A \sim -2.92 C_F C_A$, i.e, a reduction of about 55% in $S_{2,a}$. This is due to the fact that for the two gluons to survive clustering they need to be sufficiently far apart ($\theta_{12} > R = 2\sqrt{R_s}$). The dominant contribution to $S_{2,a}$ comes, however, from the region of phase space where the gluons are sufficiently close. This corresponds to the collinear region of the matrix-element; $\theta_1 \sim \theta_2$. Hence the further apart the two gluons get from each other, the less (collinear) singular the matrix becomes and thus the smaller the value of $S_{2,a}$.

The fixed-order NLL logarithmic structure of the τ_{E_0} distribution should by now be clear. In order to assess the phenomenological impact of NGLs and clustering requirement on the final cross-section, it is necessary to perform an all-orders treatment, which we do below.

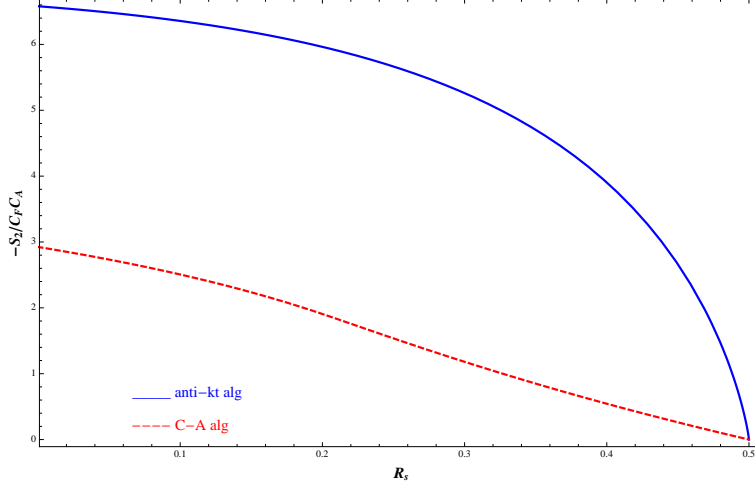


Figure 5: Non-global coefficient in the anti- k_t and C-A algorithms. For our chosen values of R_s (see main text), the integration errors on $S_{2,a}$, computed from comparing to exact analytical result (3.12), are about 1% for $R_s = 0.04$, 3.2% for $R_s = 0.12$ and 9.4% for $R_s = 0.3$. Integration errors on S_2^{C-A} are expected to be of similar size, due to the fact that we have used similar integration techniques.

4 Resummation of τ_{E_0} distribution

Resummation, which is essentially the organisation of large logs arising from soft and/or collinear radiation to all-orders, is based on the factorisation property of the pQCD matrix-element squared for multiple gluon radiation. This is only true for independent primary emissions though. Including secondary correlated emissions, the picture dramatically changes and the resummation can only be performed at some limits, eg. large- N_c limit [33]. In the standard method [13, 34, 35], resummation is carried out in Mellin (Laplace) space instead of momentum space. Only at the end does one transform the result back to the momentum space through (inverse Mellin transform),

$$\Sigma_P(\tau_{E_0}, E_0) = \int \frac{d\nu}{2i\pi\nu} e^{\nu\tau_{E_0}} \int \frac{d\mu}{2i\pi\mu} e^{\mu E_0} \tilde{\Sigma}_P(\nu^{-1}, \mu^{-1}), \quad (4.1)$$

where P stands for primary emission. With regard to non-global observables, the important point to notice is that the resummation of NGLs is included as a factor multiplying the single-gluon Sudakov form factor, Σ_P , [12]

$$\Sigma(\tau_{E_0}, E_0) = \Sigma_P(\tau_{E_0}, E_0) S(t), \quad (4.2)$$

In this section, we first consider resummation of τ_{E_0} distribution in events where the final state jets are defined in the anti- k_t algorithm and, second, discuss the potential changes to the resummed result when the jets are defined in the C-A algorithm instead.

4.1 Resummation with anti- k_t algorithm

As stated in the introduction and proved in sec. 2, the τ_{E_0} observable is simply the sum of the invariant masses of the two highest-energy (or highest- p_t for hadron colliders) jets.

Therefore the τ_{E_0} resummed Sudakov form factor is just double that computed in [3], for a single jet mass. That is, up to NLL level we have

$$\Sigma_P(\tau_{E_0}, E_0) = \frac{\exp \left[-2 \left(\mathcal{R}_{\tau_{E_0}}(\tau_{E_0}) + \gamma_E \mathcal{R}'_{\tau_{E_0}}(\tau_{E_0}) \right) \right]}{\Gamma \left(1 + 2 \mathcal{R}'_{\tau_{E_0}}(\tau_{E_0}) \right)} \exp \left[-\mathcal{R}_{E_0}(E_0) \right]. \quad (4.3)$$

The full derivation of (4.3) as well as the resultant expressions of the various radiators are presented in the small jet-radius limit in Ref. [3]. To restore the full R_s dependence we make the replacement $R^2/\rho \mapsto R_s/(\tau_{E_0}(1 - R_s))$ such that when expanded eq. (4.3) reproduces at $\mathcal{O}(\alpha_s)$ the LO distribution (2.10).

To account for the NGLs at all-orders in α_s , it is necessary to consider an arbitrary ensemble of energy-ordered, soft wide-angle gluons that coherently radiate a softest gluon into the vetoed region of phase space [12]. The analytical resummation of the NGLs is then plagued with mathematical problems coming from geometric and colour structure of the gluon ensemble. Two methods have been developed to address this issue: A numerical Monte Carlo evaluation [12, 31] and a non-linear evolution equation that resums single logs (SL) at all-orders [36]. Both methods are only valid in the large- N_c limit. In the latter limit and for small values of the jet-radius R_s , we argued in [3] that the form of $S(t)$ should be identical to that found in the hemisphere jet mass case [12]. Since in the present paper we are not confined to the small R_s limit, we need to modify and re-run the Monte Carlo algorithm, presented in [12], for medium and large values of the jet-radius should we seek to resum the τ_{E_0} NGLs distribution. The latter task is, however, beyond the scope of this paper. Here, we are only aiming at comparing the analytical results with fixed-order NLO program EVENT2. It suffices in this case to simply exponentiate the first NGLs term in eq. (3.12),

$$S(t) = \exp \left(S_2 t^2 \right), \quad (4.4)$$

where $S_2 = S_{2,a}$ (eq. (3.12)) and $t = t_a$.

The distribution (4.2) is of the generic form of event/jet shape observables that possess the property of exponentiation,

$$\Sigma(\tau_{E_0}, E_0) = \left(1 + \sum_{k=1}^{\infty} C_k \left(\frac{\alpha_s}{2\pi} \right)^k \right) \exp \left[\sum_{n=1}^{\infty} \sum_{m=0}^{n+1} G_{nm} \left(\frac{\alpha_s}{2\pi} \right)^n \tilde{L}^m \right] + D_{\text{fin}}(\tau_{E_0}), \quad (4.5)$$

where C_k is the k^{th} loop-constant, $\tilde{L} = \ln(1/\tau_{E_0})$ and the function $D_{\text{fin}}(\tau_{E_0})$ contains terms that are proportional to powers of τ_{E_0} . LL resummation corresponds to $m = n + 1$, NLL to $m = n$ and so on. In order to determine the coefficients G_{nm} at NLO and up to NLL, we need to expand the radiators, as well as the Γ function, in eq. (4.3) up to second order in the fixed coupling $\alpha_s = \alpha_s(Q)$. The results are presented in appendix. B. Although we have provided the NNLL coefficient, G_{21} in eq. (B.1), we do not claim that it is under control. Nonetheless, it does capture all R_s -dependent terms¹⁴. The missing terms from G_{21} include: a) coefficients of \tilde{L} which are independent of $\ln(R_s/(1 - R_s))$ for

¹⁴as can be seen from comparison to the SCET result (C), which only contains the primary emission piece and is valid to NNLL.

all colour channels. These can be borrowed from thrust distribution [30]. b) subleading NGLs for both $C_F C_A$ and $C_F T_R n_f$ colour channels. These have recently been computed analytically within SCET framework for thrust and hemisphere mass variables [37]¹⁵. The two-loop constant C_2 has also been computed in the same paper for the latter two variables.

To make contact with SCET calculations, we provide in appendix C the full formula of the Sudakov form factor for the τ_{E_0} primary distribution including determination of the G_{nm} coefficients in SCET.

Next we comment on the form of resummation when final state jets are defined in the C–A algorithm.

4.2 Resummation with C–A algorithm

With regard to primary emission piece, resumming logs induced by clustering is a cumbersome but doable task. It has been performed, for example, in [38] for interjet energy flow distribution where final state jets are defined in the inclusive k_t algorithm. The final result of the resummed radiator was written as an expansion in the jet-radius and the first four terms were determined. For secondary emissions, the resummation of NGLs has only been possible numerically and in the large- N_c limit. It has again been carried out for the above mentioned energy flow distribution in [32]. We expect that analogous, to the interjet energy flow, analytical treatment and numerical evaluation can be achieved for the resummation of CLs and NGLs, respectively, for the τ_{E_0} variable. We postpone this work to future publications.

For the sake of comparing to EVENT2, it is sufficient to simply exponentiate the fixed-order terms S_2^{C-A} and C_2^P , just as we did with the anti- k_t NGLs contribution. Due to the fact that logarithmic contributions induced by clustering arise mainly from soft wide-angle gluons, we expect them -clustering-induced logs- to factorise from the primary form factor at all-orders. Therefore, the resummed distribution, whereby clustering is imposed on the final state, may be written as

$$\Sigma(\tau_{E_0}, E_0) = \Sigma_P(\tau_{E_0}, E_0) S^{C-A}(t) C^P(t_p), \quad (4.6)$$

where S^{C-A} is of the form (4.4) with S_2 replaced by S_2^{C-A} and, in analogy with the NGLs factor, the CLs factor reads

$$C^P(t_p) = \exp(C_2^P t_p^2), \quad t_p = \int_{Q\tau_{E_0}/2R_s}^{Q/2} \frac{dk_t}{k_t} \frac{\alpha_s(k_t)}{2\pi}. \quad (4.7)$$

In fig. 6 we plot the resummed differential distributions, $d\Sigma(\tau_{E_0}, E_0)/d\tau_{E_0} = d\sigma/\sigma_0 d\tau_{E_0}$, computed from eq. (4.3) for the anti- k_t algorithm and from eq (4.6) for the C–A algorithm at different values of R_s . The dependence on E_0 has been discussed in [3] where the all-orders NGLs resummed expression was employed. There are several points to note. Firstly the effect of NGLs is a suppression of the cross-section relative to the primary result. This suppression is diminished by decreasing the value of R_s . For example, at $E_0 = 60 \text{ GeV}$ and $Q = 500 \text{ GeV}$ the Sudakov peak is reduced due to NGLs by about

¹⁵Recall that for the leading NGLs the corresponding coefficient for the hemisphere mass distribution corresponds to setting $R_s = 0$ in $S_{2,a}$ (3.12).

5.06%, 4.4% and about 1.95% for $R_s = 0.30, 0.12$ and 0.002 ($R = 1.1, 0.7$ and 0.1) respectively. Although these effects are tiny and can easily be swamped by experimental errors, they are only meant to give an idea of the role of the latter parameters, since we are only working with an approximation of the NGLs and not the all-orders result. It has been shown in [32], for the interjet energy distribution, that the NGLs resummed factor $S(t)$ at all-orders is much smaller (thus larger suppression of primary-only result) and of different shape, as a function of t , to the fixed-order exponentiated one.

Secondly the effect of clustering is reducing the phenomenological significance of NGLs. This reduction becomes larger, hence the NGLs suppression on the Sudakov peak becomes smaller, as one moves towards smaller values of R_s . At $E_0 = 60$ GeV, the Sudakov peak is reduced by 0.94%, 1.18%, 0.48% for $R_s = 0.30, 0.12$ and 0.002 respectively (values are only an estimate of the impact of clustering)¹⁶. Comparing to the anti- k_t case, we see that the effect of NGLs has been reduced by about 70% for both $R_s = 0.12$ and $R_s = 0.002$. This observation suggests that instead of resumming NGLs, which is a daunting task even numerically, one should, perhaps, attempt at eliminating them at each order. A practical method of achieving this is through requiring final state clustering and looking for the optimal value of the jet-radius such that NGLs impact is diminished as much as possible. In our rough approximation, we find that NGLs are completely eliminated, leaving only the primary Sudakov form factor, at $R_s \lesssim 3 \times 10^{-5}$ (equivalent to $R \lesssim 0.01$).

In the next section, we compare our analytical calculations to **EVENT2**. In particular, we focus on establishing the presence of NGLs and CLs in the τ_{E_0} distribution at NLO.

5 Numerical results

The τ_{E_0} numerical distribution has been computed using the fixed-order NLO QCD program **EVENT2**. The program implements the Catani-Seymour subtraction formalism for NLO corrections to two- and three-jet events observables in e^+e^- annihilation. Final state partons have been clustered into jets using the **FastJet** library. The latter provides an implementation of the longitudinally invariant k_t , Cambridge-Aachen (CA) and anti- k_t jet finders along with many others. Cone algorithms such as SIScone are also implemented as plugins for the package. It should be noted that the e^+e^- version of the aforementioned algorithms employs the following clustering condition for a pair of partons (ij)

$$1 - \cos \theta_{ij} < 1 - \cos(\tilde{R}), \quad (5.1)$$

where \tilde{R} is the jet-radius parameter used in **FastJet**¹⁷. Compared to eqs (2.3) and (2.4), $\tilde{R} = \cos^{-1}(1 - 2R_s)$. The exact numerical distributions $(1/\sigma_0)(d\sigma_e/dL)$, with $L = -\tilde{L} = \ln(\tau_{E_0})$, for the three colour channels, $C_F^2, C_F C_A$ and $C_F T_R n_f$, have been obtained with 10^{11} events in the bin range $0 > L > -14$. We have used four values of the jet-radius R_s corresponding to the global case ($R_s = 0.50$), large ($R_s = 0.30$), middle ($R_s = 0.12$) and

¹⁶The discrepancy at $R_s = 0.30$ (reduction should be larger than that of $R_s = 0.12$) is due to, as mentioned before, the fact that we have only computed C_2^P in the small R_s limit

¹⁷In **FastJet**'s manual \tilde{R} is allowed to go up to π . Since we are interested in two-jet events the jet size cannot be wider than a hemisphere. Thus we restrict \tilde{R} to be less than $\pi/2$.

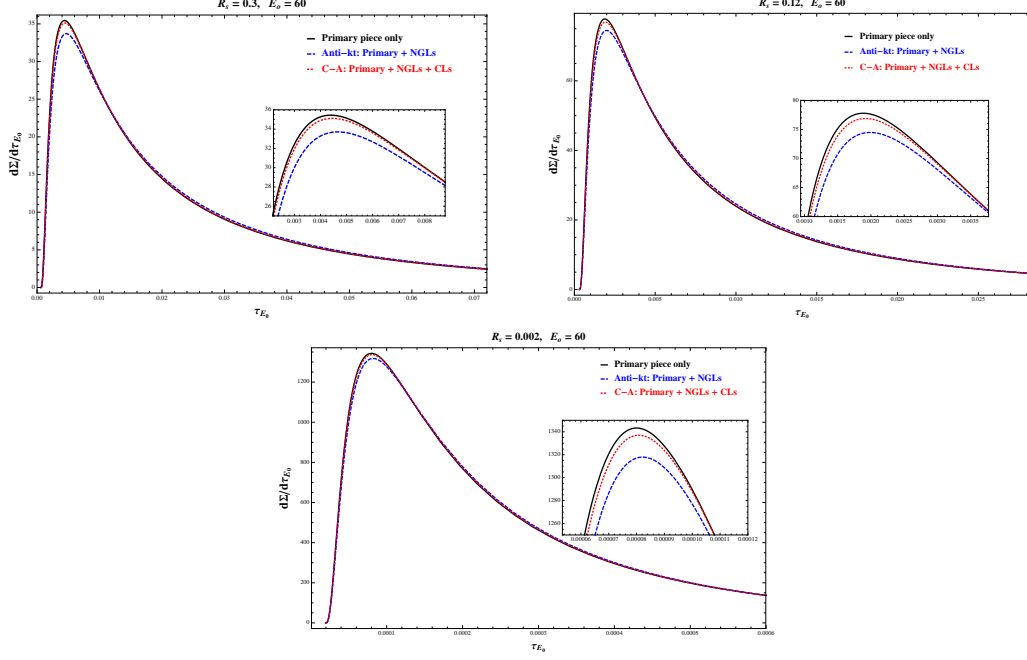


Figure 6: Comparison of analytical resummed differential distribution $d\Sigma/d\tau_{E_0}$ where: only primary term included (4.3), primary and NGLs factor included in the anti- k_t algorithm (4.3) and primary + NGLs + CLs factors included (4.6). The plots are shown for various values of the jet-radius at a jet veto $E_0 = 60$ GeV and hard scale $Q = 500$ GeV. The coupling is taken at the Z mass to be $\alpha_s(M_Z) \simeq 0.118$. The plots are only meant to give a rough estimate of the effects of NGLs in non-clustered as well as clustered final states.

small ($R_s = 0.04$) limits with an energy veto of size $E_0 = 0.01 Q$. Standard deviations on individual bins range from $10^{-4}\%$ to $10^{-2}\%$.

We plot the difference between the numerical and analytical distributions at both LO and NLO,

$$r(L) = \frac{d\sigma_e}{\sigma_0 dL} - \frac{d\sigma_{r,2}}{\sigma_0 dL}, \quad (5.2)$$

where $d\sigma_{r,2}/\sigma_0 dL$ is given in eq. (B.6). Recall that at small values of the jet shape, τ_{E_0} , the finite remainder function $D_{\text{fin}}(\tau_{E_0})$ is vanishingly small and will thus be ignored. For the case where the jet shape is global ($R_s = 0.50$ and the threshold thrust reduces to thrust), we expect a full cancellation of singular terms and thus r should be a constant line corresponding to the NNLL coefficient (H_{21} in eq. (B.5)). For $R_s < 0.5$, the jet shape is non-global and we expect r to have a slope if NGLs contribution is excluded. If our analytical calculations of the NGLs' coefficient, both for anti- k_t and C-A algorithms, are correct then upon adding the latter to H_{22} the slope should vanish and r becomes flat signalling a complete cancellation of terms up to NLL level. Similar behaviour should be seen when the CLs' coefficient C_2^P for the C-A algorithm case. Considering figs. 7 - 15, we make the following observations:

- At LO, the distribution is independent of the jet definition. From eq. (B.5) we have

$$H_{11} = -3 + 4L_{R_s} = -4, -8.51, -14.75, -20.95; \quad \text{for } R_s = 0.5, 0.3, 0.12, 0.04. \quad (5.3)$$

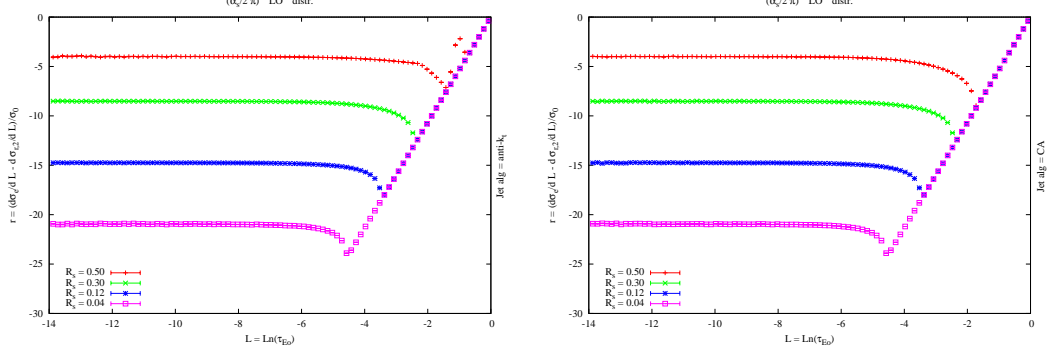


Figure 7: The difference between **EVENT2** and τ_{E_0} LO distribution for various jet radii in both anti- k_t (left) and CA (right) algorithms.

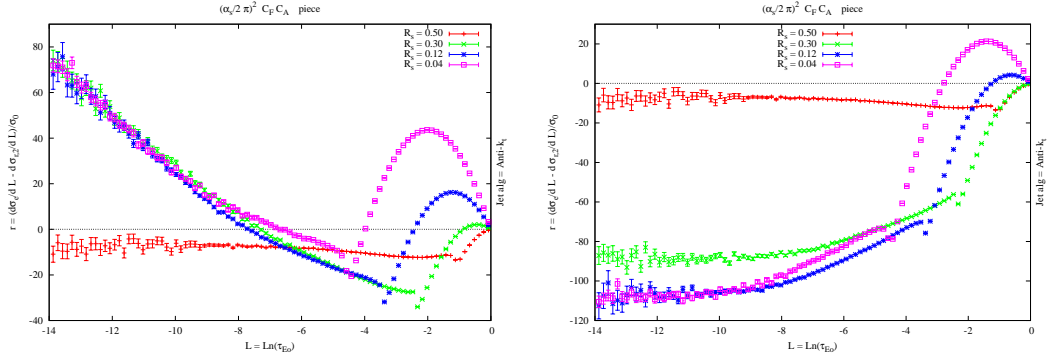


Figure 8: The $C_F C_A$ part of the difference between **EVENT2** and (left) τ_{E_0} primary (global) distribution and (right) τ_{E_0} distribution including NGLs for various jet radii in anti- k_t algorithm.

Compared to the numerical results shown in fig. 7 we see a complete agreement. The cut-off in fig. 7 is due to the fact that at LO $\tau_{E_0} < R_s/(1 + R_s)$ (eq. (2.10)).

- For the NLO distribution in the anti- k_t algorithm, fig. 8 illustrates the existence of NGLs. The flatness of the $r(L)$ curve at L below about -9 indicates a complete cancellation up to single log level. The $R_s = 0.5$ case corresponds to the limit where $\tau_{E_0} = \tau$ (global observable) and is thus free from NGLs. The C_F^2 and $C_F T_R n_f$ pieces are shown in fig. 9. In table 1 we provide both numerical and analytical values, taken from SCET calculations (C.4), of the NNLL coefficient, H_{21} , for the considered R_s values. It is evident from the table that there are subleading R_s -dependent NGLs for the $C_F T_R n_f$ colour channel. Unlike the leading NGLs, which are suppressive, these subleading logs are enhancive. The exact analytical form of these logs has been computed in [37] for the hemisphere jet mass. On the other hand, there are no non-global effects seen in the primary, C_F^2 , emission piece at the NNLL level.

		$C_F T_{Rn_f}$ piece of $r(L)$	
		H_{21}^{num}	H_{21} (eq. (B.5) + eq. (C.4))
$R_s = 0.50$	anti- k_t	5.28 ± 0.10	5.00
	CA	5.17 ± 0.17	
$R_s = 0.30$	anti- k_t	12.14 ± 0.32	7.80
	CA	10.62 ± 0.22	
$R_s = 0.12$	anti- k_t	13.10 ± 0.36	8.54
	CA	11.97 ± 0.28	
$R_s = 0.04$	anti- k_t	8.60 ± 0.61	5.66
	CA	7.94 ± 0.55	

Table 1: H_{21} numerical vs analytical values for $C_F T_{Rn_f}$ piece. The numerical values were obtained through fitting the data. $R_s = 0.5$ corresponds to the global case and we expect the analytical and numerical values to be the same.

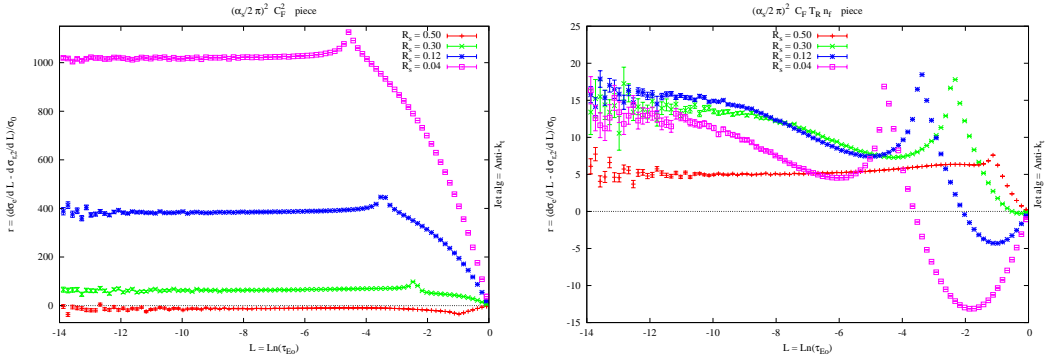


Figure 9: The (left) C_F^2 and (right) $C_F T_{Rn_f}$ piece of the difference between **EVENT2** and τ_{E_0} distribution for various jet radii in the anti- k_t algorithm.

- The asymptotic region, i.e, the region where large logs are expected to dominate over non-logarithmic contributions, corresponds to L less than about -9 (for figs. 8, C_F^2 piece in fig 9 and may even be less for the $C_F T_{Rn_f}$ piece in fig. 9)¹⁸ and seems to decrease further as R_s becomes smaller. A similar effect is seen in the thrust distribution, fig. 10, where the numerical distribution has been obtained using the full definition (2.5).
- Considering the clustering case with C-A algorithm, figs. 11 and 12 illustrate the presence of CLs in the C_F^2 channel. Clearly, the addition of CLs makes the remainder r flat in the region $L \lesssim -9$. To strengthen this observation even more, we plot in fig. 13 the difference between **EVENT2** distributions in anti- k_t and C-A algorithms, $(d\sigma_e^{\text{anti-}k_t}/dL - d\sigma_e^{\text{C-A}}/dL)/\sigma_0$, for all colour pieces. The slopes for the C_F^2 and $C_F C_A$ indicate that an NLL positive R_s -dependent term, and possibly an NNLL term as well, has been induced by clustering. Moreover, the fact that the difference between the latter distributions in the $C_F T_{Rn_f}$ piece is non-vanishing implies an NNLL impact of clustering. This is confirmed in table 1 where, compared to anti- k_t ,

¹⁸In [5] the x -axis in the plots corresponds to $\log_{10}(\tau_{E_0})$. Here we have used $\ln(\tau_{E_0}) = \log_e(\tau_{E_0})$.

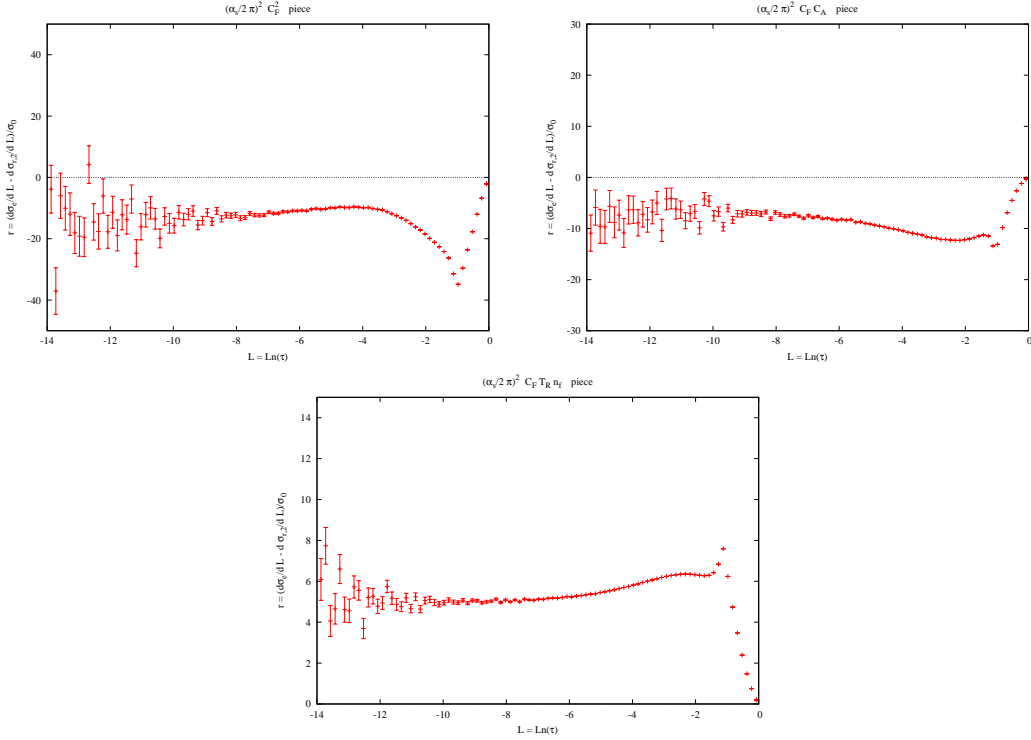


Figure 10: The various colour pieces of the difference between **EVENT2** and thrust distribution using the full definition (2.5). The pQCD resummed analytical expression for thrust distribution can be found in, for example, [10].

the NNLL coefficient H_{21} is reduced in the C–A algorithm.

Furthermore, we note from fig. 12 that C_2^P seems to slightly vary with the jet-radius parameter R_s . This can be seen for large values of R_s ($R_s = 0.3$) where our small angles approximation (3.23) is not expected to apply.

- Similar analysis to those carried in the anti- k_t algorithm apply to the $C_F C_A$ piece of the τ_{E_0} distribution in the C–A algorithm. Including the NGLs makes the $r(L)$ curve looks convincingly flat in the region $L \lesssim -9$, particularly for smaller values of R_s , as shown in fig. 14. Recall that we have used the small R_s limit in carrying out the computation of S_2^{C-A} , eq. (3.31). For completeness, the $C_F T_R n_f$ piece of the $r(L)$ in the C–A algorithm is depicted in fig. 15. This channel receives clustering-reduced subleading NGLs contributions (table 1).

In summary, we have confirmed through explicit comparison to exact numerical distributions the existence of large NGLs and large CLs for the τ_{E_0} distribution. In light of these findings, the surprising cancellation between primary-only analytical distribution and **EVENT2** presented in version 1 of [4] can be ascribed to the fact that the range explored in

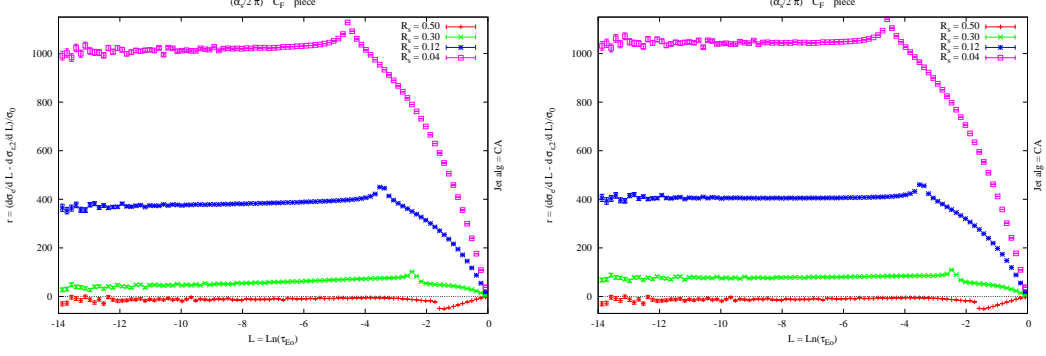


Figure 11: The C_F^2 part of the difference between **EVENT2** and (left) τ_{E_0} primary (global) distribution and (right) τ_{E_0} distribution including CLs for various jet radii in the C–A algorithm.

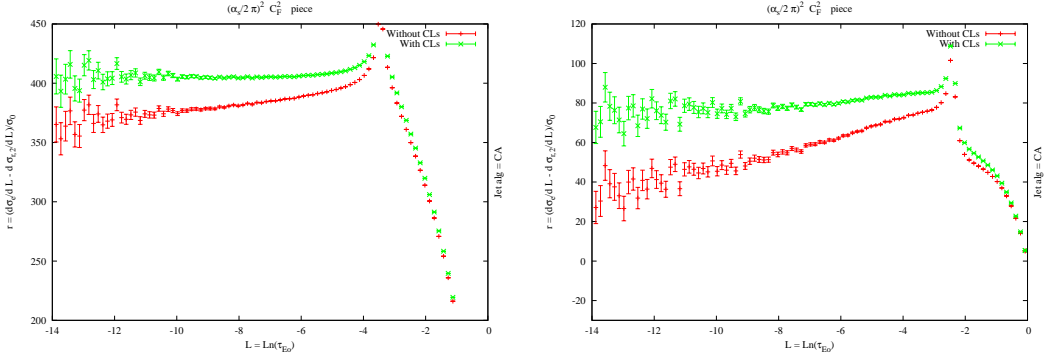


Figure 12: Zoomed-in plots for the C_F^2 part of the difference between **EVENT2** and analytical τ_{E_0} distribution with and without CLs for (left) $R_s = 0.12$ and (right) $R_s = 0.3$ in the C–A algorithm.

the latter does not correspond to the asymptotic region¹⁹. The non-logarithmic terms happens to cancel out when adding up all colour contributions in the C–A algorithm only for $R_s = 0.3$. For $R_s < 0.3$ they do not cancel out and an NLL term is clearly missing. We have also shown that clustering the final state partons with the C–A algorithm yielded a significant reduction in NGLs impact (at NLL and beyond), albeit inducing large CLs in the primary emission sector.

6 Conclusion

The jet mass with a jet veto, or simply the threshold thrust, is an example of a wider class of non-global observables. These have the characteristics of being sensitive to radiation into restricted regions of phase space or sensitive to radiation into the whole phase space but differently in different regions. For such observables the universal Sudakov form factor fails to reproduce the full logarithmic structure even at NLL. New contributions that are dependent on various variables such as the jet size (or jet-radius) and jet definition

¹⁹Provided that in [4], $\ln(\tau) = \log_e(\tau)$ in the plot.

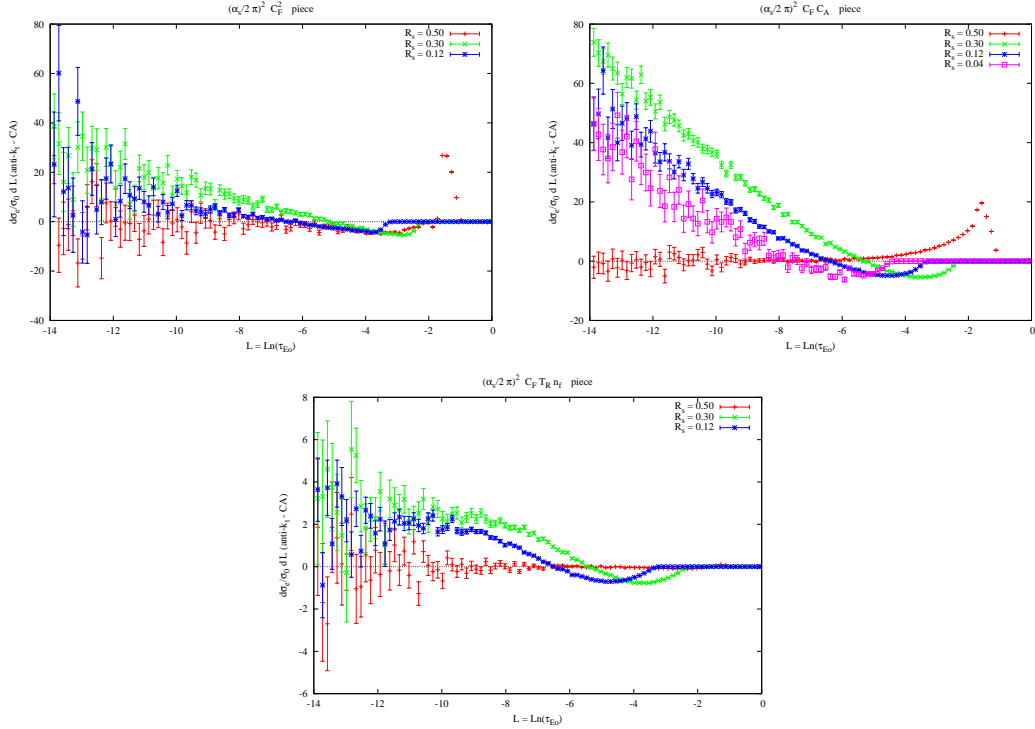


Figure 13: Plots of the three colour pieces of the difference between two **EVENT2** distributions corresponding to anti- k_t and C-A algorithms for various jet radii. We only show C_F^2 and $C_F T_R n_f$ results at three values of the jet-radius due to large errors in these colour channels.

appear at this level. In this paper, we have elaborated on these very contributions for the threshold thrust observable.

Considering secondary emissions, we have computed the full analytical expression of the first term, S_2 , in a series of missing large logs, namely NGLs. The coefficient depends, as anticipated, on the jet size and saturates at its maximum in the limit where the latter, i.e, jet size, vanishes. This saturation value was used in [3] as an approximation to the full value in the small R_s limit. It turns out that the approximation is valid for quite a wide range of R_s . The formula for S_2 has been checked against full exact numerical result obtained by the program **EVENT2**. The difference between the analytical and numerical differential distributions was shown to be asymptotically flat signalling a complete cancellation of singular terms up to NLL level. This has all been done for final states defined in the cone-like anti- k_t jet algorithm.

To illustrate the dependence of NLL logs on the jet definition, we have investigated the effects of applying the C-A algorithm on e^+e^- final states. The impact of soft partons clustering is two-fold. On one side, it reduces the size of NGLs through shrinking the phase space region where the latter dominantly come from. i.e, the region where the emitter and emitted soft partons are just in and just out the jet. On the other side, it gives rise to new NLL logarithmic contributions, CLs, in the primary emission sector. In the small jet-radius limit, the corresponding coefficient at second order has been shown to be independent of R_s . Exponentiating the second order result, it has been shown that the NGLs suppression of the Sudakov form factor may be eliminated for some *optimal*

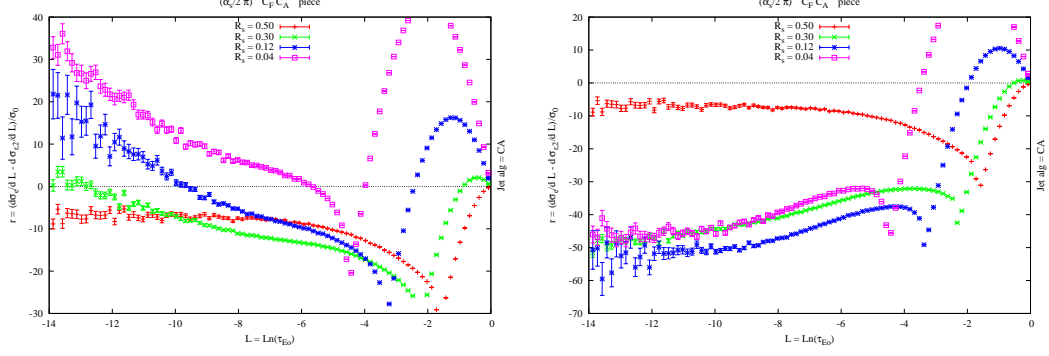


Figure 14: The $C_F C_A$ part of the difference between **EVENT2** and (left) τ_{E_0} primary (global) distribution and (right) τ_{E_0} distribution including NGLs for various jet radii in the C–A algorithm.

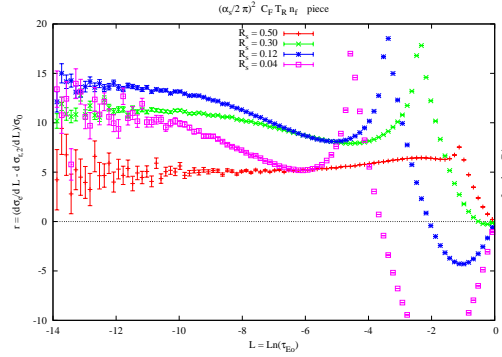


Figure 15: The $C_F T_R n_f$ piece of the difference between **EVENT2** and τ_{E_0} distribution for various jet radii in anti- k_t algorithm.

value of the jet-radius R_s . Hence paving the way for an alternative approach of dealing away with NGLs effects at all-orders.

Comparing to **EVENT2** results, we found that the asymptotic region where the said large logs, in both anti- k_t and C–A jet algorithms, dominate corresponds to $L \lesssim -9$ and decreases for smaller values of the jet-radius. As a byproduct, we have found that there are subleading NGLs in the $C_F T_R n_f$ piece of the τ_{E_0} distribution. These logs have been computed analytically within SCET for the hemisphere jet mass distribution in the anti- k_t algorithm. Clustering impact on NGLs has been observed to extend to NNLL level too.

As mentioned earlier in sec. 3 and shown in [3], the inclusive k_t jet algorithm behaves in an identical way to C–A algorithm with regard to the threshold thrust distribution. It would be interesting to conduct similar studies for events defined in IRC cone algorithms such as the SISCone [39]. In principle, one expects to see analogous effects not only for the threshold thrust but for all shape variables that are of non-global nature. We reserve the extension of the findings of this paper to hadron-hadron collisions to future work. Apart from complications due to coloured initial state, we expect the gross features of this paper to apply. The latter extension will also address the following issues: an all-orders numerical resummation of NGLs and analytical resummation of CLs in various

jet algorithms including the anti- k_t , matching to fixed-order results and comparison to data.

Acknowledgment

I am indebted to M. Dasgupta, S. Marzani and A. Banfi for collaboration on related work and helpful discussions on the current paper. I would like to thank M. Seymour for his generous help and useful feedback.

A Derivation of LO distribution

In the present section we outline the derivation of the full logarithmic part of the LO τ_{E_0} integrated distribution (2.10). For the emission of a single gluon, i.e., $e^+e^- \rightarrow q\bar{q}g$, we define the kinematics variables, $x_i = 2p_i \cdot Q/Q^2 = 2E_i/Q$ and $y_{ij} = 2p_i \cdot p_j/Q^2 = 1 - x_k$ where $i, j, k = 1(q), 2(\bar{q}), 3(g)$. The $\mathcal{O}(\alpha_s)$ matrix-element squared can be computed by considering two Feynman graphs corresponding to real emission of the gluon g off the two hard legs q, \bar{q} . Applying the appropriate QCD Feynman rules and supplementing the three-body phase space factor, the corresponding differential distribution is given by

$$\frac{d^2\sigma^{(1)}}{\sigma dx_1 dx_2} = \frac{C_F \alpha_s}{2\pi} \frac{x_1^2 + x_2^2}{(1-x_1)(1-x_2)}, \quad (\text{A.1})$$

where σ is the total hadronic cross-section. Up to $\mathcal{O}(\alpha_s^2)$, it is given in terms of the Born cross-section, σ_0 , by the relation [40]

$$\frac{\sigma}{\sigma_0} = 1 + \frac{\alpha_s}{2\pi} \left[\frac{3C_F}{2} \right] + \left(\frac{\alpha_s}{2\pi} \right)^2 K_2 + \mathcal{O}(\alpha_s^3). \quad (\text{A.2})$$

with

$$K_2 = -C_F^2 \frac{3}{8} + C_F C_A \left(\frac{123}{8} - 11\zeta_3 \right) + C_F T_R n_f \left(-\frac{11}{2} + 4\zeta_3 \right). \quad (\text{A.3})$$

The integration region, which is originally $1 \geq x_1, x_2 \geq 0$ and $x_1 + x_2 \geq 1$ and which leads to divergences, gets modified by introducing the jet shape variable. For three partons in the final state, τ_{E_0} is zero unless two partons are clustered together. Therefore τ_{E_0} is non-vanishing only in two-jet events. For the latter events, there are six ways of ordering the energy fractions x_i corresponding to six regions of phase space that needs to be integrated over. Due to $x_1 \leftrightarrow x_2$ symmetry of the matrix-element (A.1), one can only consider three regions and multiply the result by a factor of 2. These regions correspond to; $x_1 > x_2 > x_3$, $x_1 > x_3 > x_2$ and $x_3 > x_1 > x_2$. The threshold thrust is then given by

$$\tau_{E_0} = (1-x_1)\Theta(2R_s - 1 + \cos\theta_{23}) + (1-x_3)\Theta(2R_s - 1 + \cos\theta_{12}). \quad (\text{A.4})$$

To obtain the full logarithmic contribution it is sufficient to only consider regions where the gluon is the softest parton ($x_3 = \min(x_i)$). Other regions, second term in RHS of eq. (A.4), only contributes non-logarithmically. Adding up real and virtual contributions, in (2.8), one is only left with the virtual corrections in the range $\Theta(1-x_1-\tau_{E_0})$. The

corresponding angular function in (A.4) may be written in terms of the energy fractions as,

$$1 - \cos \theta_{23} = \frac{2(1 - x_1)}{x_2 x_3} \approx \frac{2(1 - x_1)}{x_3}, \quad (\text{A.5})$$

where the last approximation follows from the fact that the gluon is the softest, $x_1, x_2 \gg x_3$. Hence the two-jet contribution to the first order shape fraction $\Sigma^{(1)}$ is given by

$$\Sigma^{(1)}(\tau_{E_0}, E_0) = -\frac{C_F \alpha_s}{2\pi} \int_{1-R_s(1-\tau_{E_0})}^{1-\tau_{E_0}} dx_2 \int_{1+\tau_{E_0}+x_2}^{\frac{x_2-1+R_s(2-x_2)}{R_s}} dx_1 \frac{x_1^2 + x_2^2}{(1-x_1)(1-x_2)} \Theta\left(\frac{R_s}{1+R_s} - \tau_{E_0}\right) \quad (\text{A.6})$$

In case of events with three-jets in the final state, the energy of the softest jet is vetoed to be less than E_0 . The corresponding phase space constraint, left after real-virtual mis-cancellation, on the differential cross-section (A.1) reads

$$- \Theta\left(x_3 - \frac{2E_0}{Q}\right) \Theta\left(\frac{1-x_1}{x_3} - R_s\right) \Theta\left(1 - R_s - \frac{1-x_1}{x_3}\right). \quad (\text{A.7})$$

Noting that $x_1 + x_2 + x_3 = 2$, one can obtain the corresponding integration limits on x_1 and x_2 . Adding up the result of the latter integration with that of eq. (A.6) yields eq. (2.10). In order to obtain the simplified expression (2.10), we have made use of the following dilogarithm identities [41]

$$\begin{aligned} \text{Li}_2(x) + \text{Li}_2(1-x) &= \frac{\pi^2}{6} - \ln(x) \ln(1-x), \\ \text{Li}_2(x) + \text{Li}_2\left(\frac{1}{x}\right) &= \frac{\pi^2}{3} - \frac{1}{2} \ln^2(x). \end{aligned} \quad (\text{A.8})$$

B G_{nm} coefficients

The resultant coefficients from the expansion of the exponent in the resummed integrated distribution, eq. (4.5) are

$$\begin{aligned} G_{12} &= -2C_F, \\ G_{11} &= C_F(3 - 4L_{R_s}), \\ G_{10} &= C_F \left[-4L_{R_s}L_{E_0} + \frac{\bar{f}_0(R_s)}{2} \right], \\ G_{23} &= C_F \left(\frac{4}{3}T_R n_f - \frac{11}{3}C_A \right), \\ G_{22} &= -\frac{4\pi^2}{3}C_F^2 + C_F C_A \left(\frac{\pi^2}{3} - S_0(R_s) - \frac{169}{36} - \frac{22}{3}L_{R_s} \right) + C_F T_R n_f \left(\frac{11}{9} + \frac{8}{3}L_{R_s} \right), \\ G_{21} &= -C_F^2 \frac{8\pi^2}{3}L_{R_s} - C_F C_A \left[2S_0(R_s)L_{E_0} - \left(\frac{2\pi^2}{3} - 2S_0(R_s) - \frac{134}{9} - \frac{11}{3}L_{R_s} \right) L_{R_s} \right] + \\ &\quad + C_F T_R n_f \left(\frac{4}{3}L_{R_s} + \frac{40}{9} \right) L_{R_s}. \end{aligned} \quad (\text{B.1})$$

where $L_{R_s} = \ln(R_s/(1 - R_s))$ and $L_{E_0} = \ln(2E_0/Q)$. The factor $\bar{f}_0(R_s)$ only captures the first term of f_0 given in eq. (2.11). We simply replace $\bar{f}_0 \mapsto f_0$ when comparing to the numerical distribution. Moreover, we have introduced, for shorthand, the function $S_0(R_s)$ given by (cf. eq. (3.12)),

$$S_2 = -C_F C_A S_0(R_s). \quad (\text{B.2})$$

The one-loop constant is given by, eq. (2.10),

$$C_1 = C_F \left(-1 + \frac{\pi^2}{3} \right), \quad (\text{B.3})$$

Expanding the total resummed distribution in eq. (4.5) to $\mathcal{O}(\alpha_s^2)$ and up to NLL we have

$$\begin{aligned} \Sigma_{exp}(\tilde{L}) = 1 + \left(\frac{\alpha_s}{2\pi} \right) \left(H_{12}\tilde{L}^2 + H_{11}\tilde{L} + H_{10} \right) + \left(\frac{\alpha_s}{2\pi} \right)^2 \left(H_{24}\tilde{L}^4 + H_{23}\tilde{L}^3 + H_{22}\tilde{L}^2 + \right. \\ \left. + H_{21}\tilde{L} + H_{20} \right), \quad (\text{B.4}) \end{aligned}$$

where (recall that $\tilde{L} = \ln(1/\tau_{E_0}) \Rightarrow \tau_{E_0} = e^{-\tilde{L}}$)

$$\begin{aligned} D_{\text{fin}}(e^{-\tilde{L}}) &= \left(\frac{\alpha_s}{2\pi} \right) d_1(e^{-\tilde{L}}) + \left(\frac{\alpha_s}{2\pi} \right)^2 d_2(e^{-\tilde{L}}) + \dots, \\ H_{12} &= G_{12}, \\ H_{11} &= G_{11}, \\ H_{10} &= G_{10} + C_1 + d_1(\tau_{E_0}), \\ H_{24} &= \frac{1}{2}G_{12}^2. \\ H_{23} &= G_{23} + G_{12}G_{11}, \\ H_{22} &= G_{22} + (G_{10} + C_1)G_{12} + \frac{1}{2}G_{11}^2, \\ H_{21} &= G_{21} + (G_{10} + C_1)G_{11}, \\ H_{20} &= G_{20} + \frac{1}{2}G_{10}^2 + C_1G_{10} + C_2 + d_2(\tau_{E_0}). \end{aligned} \quad (\text{B.5})$$

Differentiating (B.4) w.r.t. \tilde{L} , the NLO differential distribution reads

$$\frac{d\Sigma_{exp}}{d\tilde{L}} = \frac{1}{\sigma_0} \frac{d\sigma_{r,2}}{d\tilde{L}} = \delta(\tilde{L}) D_\delta + \left(\frac{\alpha_s}{2\pi} \right) D_A(\tilde{L}) + \left(\frac{\alpha_s}{2\pi} \right)^2 D_B(\tilde{L}), \quad (\text{B.6})$$

where the singular (logarithmic) terms are given by

$$\begin{aligned} D_\delta &= 1 + \left(\frac{\alpha_s}{2\pi} \right) [G_{10} + C_1] + \left(\frac{\alpha_s}{2\pi} \right)^2 \left[G_{20} + \frac{1}{2}G_{10}^2 + C_1G_{10} + C_2 \right], \\ D_A(\tilde{L}) &= 2H_{12}\tilde{L} + H_{11} + \frac{d}{d\tilde{L}} d_1(e^{-\tilde{L}}), \\ D_B(\tilde{L}) &= 4H_{24}\tilde{L}^3 + 3H_{23}\tilde{L}^2 + 2H_{22}\tilde{L} + H_{21} + \frac{d}{d\tilde{L}} d_2(e^{-\tilde{L}}). \end{aligned}$$

C Threshold thrust distribution in SCET

The resummation of the threshold thrust in SCET is presented in the current section for comparison with pQCD. We shall only present the final form of the resummed result taken from Refs. [4, 26, 29]. For a full derivation and more in depth discussion one should consult the latter references. The only task we have performed here is the expansion of the full resummed distribution to $\mathcal{O}(\alpha_s^2)$.

C.1 Resummation

The general formula of the resummed distribution for the threshold thrust is given by [4, 29]

$$\begin{aligned} \frac{d\Sigma^{\text{SCET}}(\tau_{E_0}, R)}{d\tau_{E_0}} &= \frac{d\sigma^{\text{SCET}}}{\sigma_0 d\tau_{E_0}} = \exp[4S(\mu_h, \mu_j) + 4S(\mu_s, \mu_j) - 4A_H(\mu_h, \mu_s) + 4A_J(\mu_j, \mu_s)] \\ &\times \left(\frac{R_s}{1-R_s}\right)^{-2A_\Gamma(\mu_\omega, \mu_s)} \left(\frac{Q^2}{\mu_h^2}\right)^{-2A_\Gamma(\mu_h, \mu_j)} H(Q^2, \mu_h) S_R^{\text{out}}(\omega, \mu_\omega) \\ &\times \left[\tilde{j} \left(\ln \frac{\mu_s Q}{\mu_j^2} + \partial_\eta, \mu_j\right)\right]^2 \tilde{s}_{\tau_{E_0}}^{\text{in}}(\partial_\eta, \mu_s) \frac{1}{\tau_{E_0}} \left(\frac{\tau_{E_0} Q}{\mu_s}\right)^\eta \frac{e^{-\gamma_E \eta}}{\Gamma(\eta)}. \quad (\text{C.1}) \end{aligned}$$

See [4, 29] for full notation. In order to compute the fixed-order expansion of (C.1) up to $\mathcal{O}(\alpha_s^2)$, all scales should be set equal ($\mu_h = \mu_j = \mu_s = Q$). In this limit, the evolution factors S , A_J and A_H vanish. The differentiation w.r.t. η is carried out using the explicit form of \tilde{j} and $\tilde{s}_{\tau_{E_0}}^{\text{in}}$. The final result of the integrated distribution may be cast in the generic form (4.5) with the constants and coefficients of the logs given by

$$C_1 = C_F \left(-1 + \frac{\pi^2}{3}\right), \quad (\text{C.2})$$

$$\begin{aligned} C_2 &= C_F^2 \left(1 - \frac{3\pi^2}{8} + \frac{\pi^4}{72} - 6\zeta(3)\right) + C_F C_A \left(\frac{493}{324} + \frac{85\pi^2}{24} - \frac{73\pi^4}{360} + \frac{283\zeta(3)}{18}\right) + \\ &+ C_F T_R n_f \left(\frac{7}{81} - \frac{7\pi^2}{6} - \frac{22\zeta(3)}{9}\right) + C_2^{\text{in}} + C_2^{\text{out}}, \quad (\text{C.3}) \end{aligned}$$

and

$$\begin{aligned}
G_{12} &= -2C_F, \\
G_{11} &= -C_F(3 - 4L_{R_s}), \\
G_{10} &= C_F \left(-4L_{R_s}L_{E_0} + \frac{f_0(R_s)}{2} \right), \\
G_{23} &= C_F \left(\frac{11}{3}C_A - \frac{4}{3}T_R n_f \right), \\
G_{22} &= -\frac{4\pi^2}{3}C_F^2 + C_F C_A \left(\frac{\pi^2}{3} - \frac{169}{36} - \frac{22}{3}L_{R_s} \right) + C_F T_R n_f \left(\frac{11}{9} + \frac{8}{3}L_{R_s} \right), \\
G_{21} &= C_F^2 \left[-\frac{3}{4} - \pi^2 + 4\zeta(3) + \frac{8\pi^2}{3}L_{R_s} \right] + \\
&\quad + C_F C_A \left[-\frac{57}{4} + 6\zeta(3) - \left(\frac{2\pi^2}{3} - \frac{134}{9} - \frac{11}{3}L_{R_s} \right) L_{R_s} \right] + \\
&\quad + C_F T_R n_f \left[5 - \left(\frac{4}{3}L_{R_s} + \frac{40}{9} \right) L_{R_s} \right], \\
G_{20} &= C_F^2 \left[-\frac{f_0^2}{8} + (2\pi^2 - 16\zeta(3)) L_{R_s} - \left(\frac{11\pi^2}{6} + \frac{f_0}{2} \right) L_{R_s}^2 - L_{R_s}^2 \right] + \\
&\quad + C_F C_A \left[\frac{11\pi^2}{9} L_{R_s} - \frac{11}{6} L_{R_s} L_{E_0}^2 - L_{E_0} \left(\frac{11f_0}{12} + \left[\frac{134}{9} - \frac{2\pi^2}{3} \right] L_{R_s} + \frac{11}{6} L_{R_s}^2 \right) \right] + \\
&\quad + C_F T_R n_f \left[-\frac{4\pi^2}{9} L_{R_s} + \frac{2}{3} L_{R_s} L_{E_0}^2 + L_{E_0} \left(\frac{f_0(R_s)}{3} + \frac{40}{9} L_{R_s} + \frac{2}{3} L_{R_s}^2 \right) \right]. \tag{C.4}
\end{aligned}$$

Considering primary emission, the only missing piece in the distribution is the two-loop constants in the soft function, namely C_2^{in} and C_2^{out} .

References

- [1] S. D. Ellis, A. Hornig, C. Lee, C. K. Vermilion, and J. R. Walsh, *Phys. Lett.* **B689** (2010) 82–89, [0912.0262](#).
- [2] S. D. Ellis, C. K. Vermilion, J. R. Walsh, A. Hornig, and C. Lee, *JHEP* **11** (2010) 101, [1001.0014](#).
- [3] A. Banfi, M. Dasgupta, K. Khelifa-Kerfa, and S. Marzani, *JHEP* **08** (2010) 064, [hep-ph/1004.3483](#).
- [4] R. Kelley, M. D. Schwartz, and H. X. Zhu, [1102.0561](#).
- [5] A. Hornig, C. Lee, J. R. Walsh, and S. Zuberi, [hep-ph/1110.0004](#).
- [6] H.-n. Li, Z. Li, and C.-P. Yuan, *Phys.Rev.Lett.* **107** (2011) 152001, [1107.4535](#).

- [7] M. Dasgupta and G. P. Salam, *J. Phys.* **G30** (2004) R143, [hep-ph/0312283](#).
- [8] M. Beneke, *Phys. Rept.* **317** (1999) 1–142, [hep-ph/9807443](#).
- [9] M. Beneke and V. M. Braun, [hep-ph/0010208](#).
- [10] R. K. Ellis, W. J. Stirling, and B. R. Webber, *QCD and Collider Physics*. Cambridge monographs on particle physics, nuclear physics and cosmology. Cambridge University Press, 1996.
- [11] A. Abdesselam *et al.*, *Eur. Phys. J.* **C71** (2011) 1661, [hep-ph/1012.5412](#).
- [12] M. Dasgupta and G. P. Salam, *Phys. Lett.* **B512** (2001) 323–330, [hep-ph/0104277](#).
- [13] S. Catani, L. Trentadue, G. Turnock, and B. R. Webber, *Nucl. Phys.* **B407** (1993) 3–42.
- [14] A. Banfi, G. P. Salam, and G. Zanderighi, *JHEP* **01** (2002) 018, [hep-ph/0112156](#).
- [15] A. Gehrmann-De Ridder, T. Gehrmann, and E. W. N. Glover, *JHEP* **09** (2005) 056, [hep-ph/0505111](#).
- [16] A. Gehrmann-De Ridder, T. Gehrmann, E. W. N. Glover, and G. Heinrich, *JHEP* **12** (2007) 094, [hep-ph/0711.4711](#).
- [17] Y.-T. Chien and M. D. Schwartz, *JHEP* **08** (2010) 058, [hep-ph/1005.1644](#).
- [18] R. Abbate, M. Fickinger, A. Hoang, V. Mateu, and I. W. Stewart, *PoS RAD-COR2009* (2010) 040, [hep-ph/1004.4894](#).
- [19] P. F. Monni, T. Gehrmann, and G. Luisoni, *JHEP* **08** (2011) 010, [hep-ph/1105.4560](#).
- [20] C. W. Bauer, S. Fleming, D. Pirjol, and I. W. Stewart, *Phys. Rev.* **D63** (2001) 114020, [hep-ph/0011336](#).
C. W. Bauer, D. Pirjol, and I. W. Stewart, *Phys. Rev.* **D65** (2002) 054022, [hep-ph/0109045](#).
- [21] B. I. Ermolaev and V. S. Fadin, *JETP Lett.* **33** (1981) 269–272, [Pisma Zh.Eksp.Teor.Fiz.33:285-288,1981].
- [22] G. Oderda and G. F. Sterman, *Phys. Rev. Lett.* **81** (1998) 3591–3594, [hep-ph/9806530](#).
- [23] N. Kidonakis, G. Oderda, and G. F. Sterman, *Nucl. Phys.* **B531** (1998) 365–402, [hep-ph/9803241](#).
- [24] M. Cacciari and G. P. Salam, *Phys. Lett.* **B641** (2006) 57–61, [hep-ph/0512210](#).
- [25] M. Cacciari, G. P. Salam, and G. Soyez, *JHEP* **04** (2008) 063, [hep-ph/0802.1189](#).
- [26] R. Kelley and M. D. Schwartz, *Phys. Rev.* **D83** (2011) 033001, [1008.4355](#).

- [27] S. D. Ellis and D. E. Soper, *Phys. Rev.* **D48** (1993) 3160–3166, 9305266.
- [28] S. Catani and M. H. Seymour, *Phys. Lett.* **B378** (1996) 287–301, hep-ph/9602277.
- [29] T. Becher and M. D. Schwartz, *JHEP* **07** (2008) 034, 0803.0342.
- [30] A. Gehrmann-De Ridder, T. Gehrmann, E. W. N. Glover, and G. Heinrich, *Phys. Rev. Lett.* **99** (2007) 132002, hep-ph/0707.1285.
- [31] M. Dasgupta and G. P. Salam, *JHEP* **03** (2002) 017, hep-ph/0203009.
- [32] R. B. Appleby and M. H. Seymour, *JHEP* **12** (2002) 063, hep-ph/0211426.
- [33] A. Banfi and M. Dasgupta, *Phys. Lett.* **B628** (2005) 49–56, hep-ph/0508159.
- [34] J. C. Collins, D. E. Soper, and G. F. Sterman, *Nucl. Phys.* **B250** (1985) 199.
- [35] R. Bonciani, S. Catani, M. L. Mangano, and P. Nason, *Phys. Lett.* **B575** (2003) 268–278, hep-ph/0307035.
- [36] A. Banfi, G. Marchesini, and G. Smye, *JHEP* **08** (2002) 006, hep-ph/0206076.
- [37] R. Kelley, M. D. Schwartz, R. M. Schabinger, and H. X. Zhu, *Phys. Rev.* **D84** (2011) 045022, 1105.3676.
- [38] Y. Delenda, R. Appleby, M. Dasgupta, and A. Banfi, *JHEP* **0612** (2006) 044, hep-ph/0610242.
- [39] G. P. Salam and G. Soyez, *JHEP* **05** (2007) 086, hep-ph/0704.0292.
- [40] T. Appelquist and H. Georgi, *Phys. Rev.* **D8** (1973) 4000–4002.
- [41] <http://functions.wolfram.com/ZetaFunctionsandPolylogarithms/PolyLog2>.