

# Exotic Ising dynamics in a Bose-Hubbard model

Luis Seabra<sup>1</sup> and Frank Pollmann<sup>1</sup>

<sup>1</sup>*Max-Planck-Institut für Physik komplexer Systeme, 01187 Dresden, Germany*

(Dated: August 5, 2021)

We explore the dynamical properties of a one-dimensional Bose-Hubbard model, where two bosonic species interact via Feshbach resonance. We focus on the region in the phase diagram which is described by an effective, low-energy ferromagnetic Ising model in both transverse and longitudinal fields. In this regime, we numerically calculate the dynamical structure factor of the Bose-Hubbard model using the time-evolving block decimation method. In the ferromagnetic phase, we observe both the continuum of excitations and the bound states in the presence of a longitudinal field. Near the Ising critical point, we observe the celebrated  $E_8$  mass spectrum in the excited states. We also point out possible measurements which could be used to detect these excitations in an optical lattice experiment.

PACS numbers: 67.85.-d, 37.10.Jk, 75.10.Pq, 75.78.Fg

The search for emergent excitations arising from strong correlations has been very fruitful over the past few decades, from fractional quasiparticles in the fractional quantum Hall effect [1], to effective magnetic monopoles in spin ice [2]. The one-dimensional (1D) transverse-field Ising model is another famous case showing collective excitations [3]. It is a paradigmatic model for quantum phase transitions, hosting a critical point with central charge  $c = 1/2$  [4]. Zamolodichkov showed that, by perturbing such a critical theory with a  $\mathbb{Z}_2$  symmetry-breaking field, eight massive particles emerge in the excitation spectrum [5]. These particles are the hallmark of an underlying  $E_8$  continuous symmetry, a very complex symmetry group discovered in mathematics, which attracts much interest in a wide community, see e.g. Ref. [6]. The ratio between the masses of the two lightest particles predicted by  $E_8$  symmetry has been recently observed by Coldea et al. in neutron-scattering studies of the quantum magnet  $\text{CoNb}_2\text{O}_6$  [7].

The quest for complex many-body phenomena and unconventional excitations has greatly benefited from advances in ultracold atomic gases [8, 10]. By confining the atomic cloud to an optical lattice, it is now possible to explore strongly-interacting lattice models with an unprecedented degree of control and tunability [9]. Important milestones include the observation of the superfluid to Mott insulator transition in bosonic systems [11] and the antiferromagnetic 1D Ising transition on a tilted optical lattice [12]. Due to their long coherence times and the possibility of tuning the parameters of the system, cold atoms in optical lattices also allow the study of non-equilibrium dynamics [13, 14] – which is usually very difficult in a condensed-matter setting. A promising research area is the use of multi-component atomic mixtures as a route to effective magnetic models, see e.g. Refs. [15, 16]. More specifically, recent theoretical work has proposed mixtures of atoms and molecules near a Feshbach resonance [17] in a Mott state as a route to the 1D Ising model [18–20]. Here, the Feshbach resonant cou-

pling between different species acts as a tunable handle on quantum fluctuations.

In this paper, we study the low-energy dynamical properties of a 1D Bose-Hubbard model describing two different bosonic species coupled by Feshbach resonance in the Mott insulating regime. We obtain the low-energy spectrum of this model via an appropriate dynamical structure factor. The characteristic signatures of the broken-symmetry and disordered phases are clearly observed. We reach an excellent agreement with the excitation spectrum of the Ising model. By tuning the bosonic system close to a perturbed  $c = 1/2$  critical point, its excitation spectrum reveals the signatures of  $E_8$  symmetry.

We consider the following pairing Bose-Hubbard Hamiltonian, previously studied in [18–27],

$$\begin{aligned} \mathcal{H} = & \sum_{i\alpha} \epsilon_\alpha n_{i\alpha} - \sum_{i\alpha} t_\alpha (b_{i\alpha}^\dagger b_{i+1\alpha} + \text{H.c.}) \\ & + \sum_{i\alpha\alpha'} \frac{U_{\alpha\alpha'}}{2} n_{i\alpha} (n_{i\alpha'} - \delta_{\alpha\alpha'}) + g \sum_i (b_{im}^\dagger b_{ia} b_{ia} + \text{H.c.}), \end{aligned} \quad (1)$$

describing two species of bosons  $b_{i\alpha}$  on a 1D lattice, where  $n_{i\alpha} = b_{i\alpha}^\dagger b_{i\alpha}$ . Atoms are labeled by  $\alpha = a$  while molecules are labeled by  $\alpha = m$ . Here  $\epsilon_\alpha$  are on-site potentials,  $t_\alpha$  are hopping parameters between nearest-neighbour sites, and  $U_{\alpha\alpha'}$  are on-site interactions. Two atoms form a molecule via  $s$ -wave pairing, driven by Feshbach coupling  $g$ . The Feshbach interaction breaks the independent conservation of the number of atoms and molecules, but the total number  $N_T \equiv \sum_i (n_{ia} + 2n_{im})$  is conserved. We work in the canonical ensemble, by keeping the total density  $\rho_T = N_T/L$  fixed.

The low-energy behaviour of the Hamiltonian Eq. (1) in the Mott regime with  $\rho_T = 2$  can be conveniently described with the aid of an effective 1D quantum Ising model [18–20], which is also helpful in guiding us to the regions of interest. The “effective spin” degrees of freedom are  $|\uparrow\rangle \equiv |1;0\rangle$  and  $|\downarrow\rangle \equiv |0;2\rangle$  in the occupation basis  $|n_a; n_m\rangle$ , see Fig. 1(a). We truncate the

Hilbert space to a maximum of three atoms and one molecule per site, which is already a good approximation to canonical soft-core bosons for the large  $U/t$  limit considered here [20]. This choice allows the hopping of atoms, even if a pair is already present on a site. The effective Ising model (up to an additive constant) is obtained via a strong-coupling expansion around the small-hopping limit

$$\mathcal{H} \simeq -J \sum_i S_i^z S_{i+1}^z + h \sum_i S_i^z + \Gamma \sum_i S_i^x + \mathcal{O}(t^3). \quad (2)$$

The effective spin operators have a direct interpretation in terms of bosons,

$$S_i^z = (n_{im} - n_{ia}/2)/2 \equiv \Delta n_i/2 \quad (3)$$

measures the imbalance in the density of bosons at site  $i$ , while

$$S_i^x = 1/(2\sqrt{2})[b_{im}^\dagger b_{ia} b_{ia} + b_{ia}^\dagger b_{ia}^\dagger b_{im}] \quad (4)$$

accounts for inter-species fluctuations. At a qualitative level, the Ising exchange interaction  $J$  arises from the motion of bosons, the longitudinal field  $h$  tunes an overall imbalance between the two species, and the transverse field  $\Gamma$  controls the fluctuations between the two species, cf. Fig. 1(a).

We find the ground state of the full Hamiltonian Eq. (1) using a variant of the infinite density-matrix renormalization group (iDMRG) method [28, 29], yielding a matrix-product-state (MPS) representation of the ground-state wave-function in the thermodynamic limit. We find that matrix bond dimensions  $\chi \lesssim 30$  are enough to describe the ground states studied, with a truncation error up to  $10^{-10}$ . The time-evolving block decimation (TEBD) method [30, 31] is then used to calculate a dynamical structure factor function  $\mathcal{S}(k, \omega)$  of the bosonic model, following the general strategy laid out in Refs. [32–35]. This function measures the response to fluctuations between the two species, corresponding to the  $S^y$  operator in the Ising language:

$$S_i^y = 1/(2\sqrt{2}i)[b_{im}^\dagger b_{ia} b_{ia} - b_{ia}^\dagger b_{ia}^\dagger b_{im}]. \quad (5)$$

The two-point dynamical correlation function

$$C(i, t) = \langle \psi_0 | S_i^y(t) S_0^y(0) | \psi_0 \rangle, \quad (6)$$

is calculated with a real-time evolution of the ground-state MPS  $|\psi_0\rangle$  after  $S^y$  is applied to a given site, and its Fourier transform yields  $\mathcal{S}(k, \omega)$ . The sampled time is extended by extrapolating  $C(i, t)$  with linear prediction [36]. We stop the simulation once the “light-cone” of local correlations gets close to the boundary of a fixed window size (typically  $L \approx 200$ ), ensuring that our simulations do not suffer from finite-size effects [35]. Since the low-energy dynamics are set by the effective model, the “light-cone” and the entanglement entropy grow very

slowly with time. Hence, we are able to reach extremely large times, up to  $t_{\max} \approx 10^4 U_{aa}$ , while keeping the truncation error down to  $\lesssim 1 \times 10^{-7}$  by setting  $\chi_{\max} = 60$ . We have checked the convergence of our results with the Trotter time step  $\Delta t$ , settling on  $\Delta t = 0.1 - 0.2$ .

The ground-state properties of the pairing Bose-Hubbard model have been studied recently [18–20, 24, 25]. While, previously, emphasis was placed on the region of the phase diagram where the effective model is the antiferromagnetic Ising chain, here we focus on parameters yielding an effective *ferromagnetic* model. In order to make contact with previous work, we impose the following constraints:  $t_a = 2t_m$ ,  $\epsilon_a = 0$ ,  $U_{am} = 2U_{aa}$  and  $U_{aa} = 2$  — thus the energy scale is set by the on-site

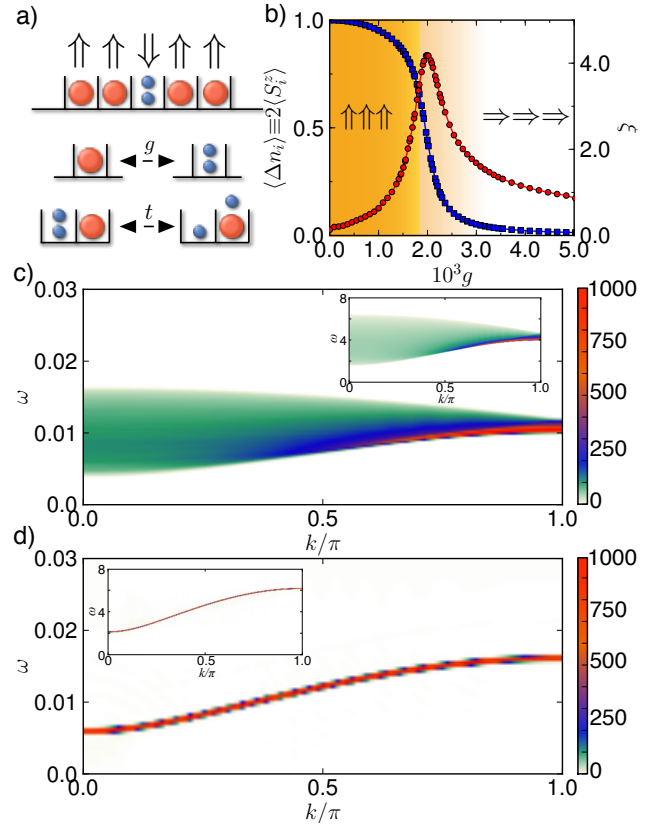


FIG. 1. (Color online) (a) Mapping between the Bose-Hubbard model Eq. (1) in the second Mott lobe and the Ising chain Eq. (2). Two atoms (one molecule) map(s) to effective spin-down (spin-up). A local excitation converts one molecule into two atoms, which propagate via Feshbach coupling (transverse field  $\Gamma$ ) and boson hopping (Ising interaction  $J$ ). (b) Phase diagram of the full model Eq. (1) for  $t_a = 5.04 \times 10^{-2}$  ( $J = 0.01$ ) and constraints detailed in the text, measured by the relative boson density. (c) Dynamical structure factor of the full model for  $g = 1.06 \times 10^{-3}$  ( $\Gamma = 0.3J$ ) and  $\Delta \epsilon_m = 1.5 \times 10^{-4}$  and (d) for  $g = 3.54 \times 10^{-3}$  ( $\Gamma = J$ ). Dashed lines are the dispersion minima of the Ising model for respective values of  $\Gamma$ , while insets show  $\mathcal{S}(k, \omega)$  of the Ising model, with the characteristic continuum of excitations (c) and quasi-particle dispersion (d).

interaction. The parameters of the corresponding Ising Hamiltonian Eq. (2) are then found through the strong-coupling expansion [20]

$$J = \frac{63t_a^2}{16}, \quad (7)$$

$$h = -2 + 6t_a^2 + \epsilon_m + \Delta\epsilon_m, \quad (8)$$

$$\Gamma = 2g\sqrt{2}. \quad (9)$$

We choose a representative value of  $t_a = 5.04 \times 10^{-2}$  ( $J = 0.01$ ), which avoids a slow down in the dynamics at lower values of  $t_a$ . Eq. (8) predicts that the effective longitudinal field  $h$  is canceled by tuning  $\epsilon_m = 1.9848$ . However, even after this, we observe in our simulations the effects of the presence of an effective longitudinal field, which arises from contributions in perturbation theory in small  $t_a$  beyond the second-order expansion considered in Ref. [20]. Rather than extending this calculation to higher order, we add an extra perturbation,  $\Delta\epsilon_m$ , to the molecular potential in Eq. (8) to compensate for this “stray” longitudinal field. In general, this term depends on the values of  $t_a$  and  $g$  chosen. Probably, this is also a more realistic way of achieving the same result in an experimental setting, since it just involves further fine-tuning of  $\epsilon_m$ , instead of balancing a version of Eq. (8) with more, higher-order, terms.

The resulting phase diagram, where the Feshbach coupling  $g$  is the only free parameter and the order parameter is  $\Delta n \equiv 2S^z$ , is shown in Fig. 1(b) for  $\Delta\epsilon_m = 0$ . For low values of  $g$  an ordered phase based on the product state with one molecule localised per site,  $|\uparrow\rangle$ , is found. The stray longitudinal field described above biases the system towards this state, rather than the “atomic” ordered state based on two atoms localised per site,  $|\downarrow\rangle$ . All of the physical behaviour described here still holds in the case where the on-site potentials have been tuned to favour the atomic ground state. By increasing the value of  $g$  the system goes through a crossover into a disordered phase. This crossover is revealed by the non-diverging peak of the correlation length near  $g = 2 \times 10^{-3}$  ( $\Gamma \approx J/2$ ), indicating that the Ising critical point is nearby.

The low-energy excitation spectrum is revealed by the transverse dynamical structure factor function  $\mathcal{S}(k, \omega)$ . The energy scales observed here are set by the effective Ising parameters and are hence rather low with  $\omega \approx 0.01$ . This is well below the Mott gap  $U_{aa}$ , above which single-particle excitations appear. We start with the “molecular” ground state where the  $S^y$  excitation in Eq. (6) dissociates one molecule into two atoms at site  $i$ , i.e. flips  $|\uparrow\rangle \rightarrow |\downarrow\rangle$ . Evolution in time creates a domain of atoms, which is a bound state of two domain walls propagating in opposite directions. In the absence of a longitudinal field, the domain walls are deconfined as the two ground states are perfectly degenerate. This is achieved by setting  $g = 1.06 \times 10^{-3}$  ( $\Gamma = 0.3J$ ) and fine tuning the on-site potential  $\Delta\epsilon_m = 1.5 \times 10^{-4}$ . The dynamical structure

factor function, shown in Fig. 1(c), displays a broad continuum of excitations around  $k = 0$ , sharpening closer to the Brillouin zone edge at  $k = \pi$ . The agreement with the pure Ising model is very good, as shown by the matching of the onset of the continuum in the Bose-Hubbard model with the energy of the lowest excitation (dashed line), of the transverse-field Ising chain with  $\Gamma = 0.3J$ . The Ising  $\mathcal{S}(k, \omega)$  is also shown in the inset, see Ref. [3, 32].

A finite longitudinal field confines the domain walls, destroying the continuum of excitations, except for resonances at specific momenta and energies, which can be seen as massive “meson” bound states [37]. An effective longitudinal field has the same effect here, breaking up the continuum observed in Fig. 1(c) (not shown).

The dynamical structure factor in the disordered phase for large  $g$  is shown in Fig. 1(d) for a representative value  $g = 3.54 \times 10^{-3}$  ( $\Gamma = J$ ). A well-defined quasi-particle with a quadratic dispersion is visible, which can be identified with the single spin-flip excitation of the Ising chain in the disordered phase, see dashed line inset.

The most impressive feature of the Ising model is the  $E_8$  symmetry [3], which is revealed when it is tuned to the critical point  $\Gamma = J/2$  with a longitudinal field  $|h| \ll |\Gamma|$  applied. This is described by the perturbation of a  $c = 1/2$  conformal field theory, which is still integrable and leads to exactly eight massive bound states, whose mass ratios are known analytically [5]. The mass ratio between the two lightest particles is the golden ratio  $(1 + \sqrt{5})/2 = 1.618(\dots)$  and has been experimen-

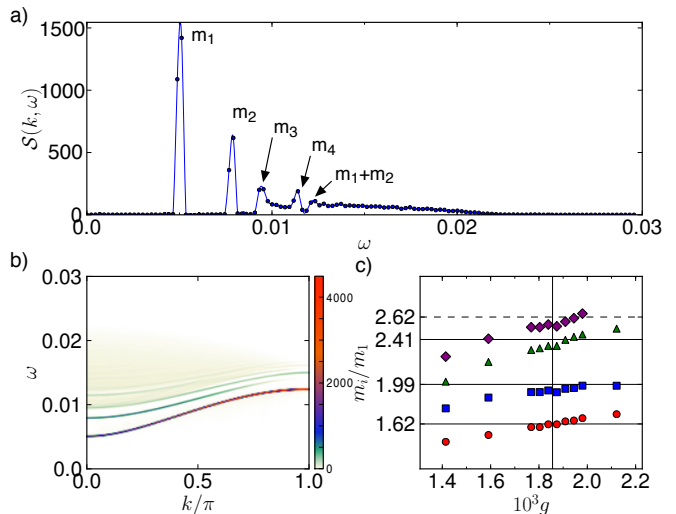


FIG. 2. (Color online) Signatures of  $E_8$  symmetry in a Bose-Hubbard model. (a) Cut at  $k = 0$  of the dynamical structure factor for  $g = 1.80 \times 10^{-3}$  ( $\Gamma \approx J/2$ ) and  $\Delta\epsilon_m = -5 \times 10^{-4}$ . (b) Dynamical structure factor for the same parameters as (a), resolved in full momentum space. (c) Relative masses of excitations to that of the lightest one, as a function of Feshbach coupling  $g$ , for fixed  $\Delta\epsilon_m = -1 \times 10^{-3}$ . Horizontal lines show the values analytically predicted from the Lie algebra  $E_8$  from Ref. [5], displayed in (a).

tally observed in  $\text{CoNb}_2\text{O}_6$  [7]. However, heavier excitations are difficult to measure there, since they are located within the continuum. Furthermore, it is not possible to modify this by tuning the longitudinal field, which is fixed by the inter-chain coupling. We now tune the parameters in our bosonic model to this interesting region. The excitation spectrum of the system close to the perturbed Ising critical point, with  $g = 1.80 \times 10^{-3}$  ( $\Gamma = 0.51J$ ) and  $\Delta\epsilon_m = -5 \times 10^{-4}$  ( $|h| \approx |\Gamma|/10$ ), is revealed by examining the dynamical structure factor function in Figs. 2(a,b). At least five different excitations are clearly identified above the continuum, which we can associate with the first four particles of the  $E_8$  theory and the bound-state pair  $m_1 + m_2$ . In Fig. 2(c) we present a sweep in Feshbach coupling near this point, while keeping the molecular potential perturbation fixed at  $\Delta\epsilon_m = -1 \times 10^{-3}$  for better convergence of the results. The mass ratios calculated in this region are very close to the analytically predicted ones (horizontal lines), crossing them for a value of  $g \approx 1.83 \times 10^{-3}$  ( $\Gamma \approx 0.52J$ ). The observation of this highly non-trivial sequence in the energy spectrum is a clear evidence for the emergence of  $E_8$  symmetry in a Bose-Hubbard model. This small renormalisation of the critical value of  $\Gamma$  probably arises from contributions in higher order from perturbation theory. The different mass ratios increase roughly linearly with  $g$ . The heaviest particles become progressively more difficult to observe with increasing  $g$ , since their spectral weight decreases. The ratios obtained do not change significantly when the molecular potential perturbation is doubled to  $\Delta\epsilon_m = -2 \times 10^{-3}$ , staying within error bars of the data points in Fig. 2(c). The stability of the results for such a large ratio of fields,  $|h|/|\Gamma| \approx 1/2$ , matches that observed in the Ising chain [32].

Recent developments in Bragg spectroscopy applied to cold atoms allow the study of the full excitation spectrum, resolved in momentum and energy, even in the presence of an optical lattice [38, 39]. A complementary, and simpler, scheme for observing some of the behaviour described here is also desirable. Motivated by recent experimental [40] and theoretical work [41, 42], we now look at the propagation of a single excitation in space and time. We prepare the system in the molecular ground state for  $g = 1.06 \times 10^{-3}$ , apply the  $S^y$  dissociation excitation at a site  $i_0$ , and track the evolution in time of the relative local density  $\Delta n$  at a site  $i$ . The effective longitudinal field has been tuned to  $h = 0$  by setting  $\Delta\epsilon_m = 1.5 \times 10^{-4}$  in Fig. 3(a). At a qualitative level,  $\Delta n_i$  drops suddenly when a domain wall reaches site  $i$ , signalling the dissociation of the molecule at that site ( $\Delta n > 0$ ) into two atoms ( $\Delta n < 0$ ). Since there is no effective longitudinal field to confine the domain walls, the  $\Delta n < 0$  domain persists in the long-time limit, and it grows with more sites being progressively flipped, leading to the continuum of excitations in the dynamical structure factor shown in Fig. 1(c). The behaviour in the pres-

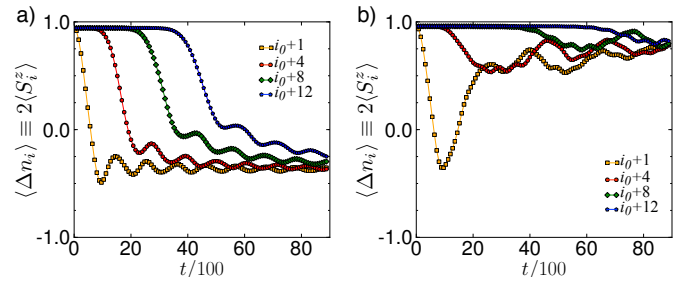


FIG. 3. (Color online) Time evolution of the relative boson density after a local quench dissociates two molecules into one atom on the molecular state for  $g = 1.06 \times 10^{-3}$ . (a) By tuning  $\Delta\epsilon_m = 1.5 \times 10^{-4}$ , the effective longitudinal field is suppressed and the domain of atoms grows unbounded with time. (b) By tuning  $\Delta\epsilon_m = -1 \times 10^{-3}$ , a longitudinal field is induced. The growth of the domain is thwarted and it quickly collapses, resulting in the confinement of the excitation.

ence of an effective longitudinal field,  $\Delta\epsilon_m = -1 \times 10^{-3}$ , is shown in Fig. 3(b). The domain of atoms still grows up to a few sites away from  $i_0$ . However, the induced confining potential inhibits the propagation of the domain walls and the domain quickly collapses. The sites which were excited eventually return to a state with  $\Delta n \approx 1$  in the long-time limit, which is different from the original molecular ground state.

Systems of hundreds of cold atoms confined to 1D optical lattices have been extensively explored in the last decade [8, 17], including heteronuclear bosonic mixtures [43, 44] which can be described by Bose-Hubbard models similar to Eq. (1), see e.g. Ref. [45]. The key requirements to observe the behaviour described here are the formation of a symmetry-breaking insulating phase and the presence of fluctuations able to destroy it. The presence of a trap potential should not affect much the results, as long as the central insulating domain with  $\rho_T = 2$  is large enough. In order to ensure an insulating phase, the ratios  $t_\alpha/U_{\alpha\alpha}$ , which depend on the lattice depth and the intra-species scattering length, should be  $\lesssim 0.1$ . Biasing the on-site potentials  $\epsilon_\alpha$ , controls the effective longitudinal field  $h$ , and therefore the stability of the particles and their spectral weight relative to the continuum. The Feshbach coupling  $g$  is itself an effective term depending, among others, on the background scattering length and the width of the resonance [17, 23]. The effective Ising interaction  $J$  in Eq. (2) is controlled by the ratios between the different  $U$ , including  $U_{am}$ , which is the term freely adjustable in Feshbach resonance experiments by the detuning of the magnetic field away from the resonance value [17, 45]. In this way the  $\Gamma/J$  and  $h/J$  ratios could be controlled, allowing a sweep near the critical point as in Fig. 3(c), in order to find the optimal set of parameters corresponding to  $E_8$  symmetry.

In conclusion, we have shown that the low-energy excitations of a 1D Bose-Hubbard pairing model can faithfully

fully simulate the dynamical properties of the quantum Ising chain. We find the characteristic Ising features in the low-energy spectrum, such as the incoherent continuum, quadratic quasi-particles, and, above all, massive excitations emerging from  $E_8$  symmetry. Recent developments in manipulating systems described by models such as Eq. (1), and in accessing the low-energy excitation spectrum, open up the fascinating possibility of realising this behaviour in a cold atoms experiment.

We are grateful to M. J. Bhaseen and F. H. L. Essler for introducing us to this interesting model. We thank J. Eisert, S. Ejima, H. Fehske, J. A. Kjäll, A. M. Turner and M. Zaletel for fruitful discussions.

- 
- [1] R. B. Laughlin, Phys. Rev. Lett. **50**, 1395 (1983).
  - [2] C. Castelnovo, R. Moessner, and S. L. Sondhi, Nature **451**, 42 (2008).
  - [3] G. Mussardo, *Statistical Field Theory* (Oxford University Press, 2010).
  - [4] S. Sachdev, *Quantum Phase Transitions* (Cambridge University Press, London, 1999).
  - [5] A.B. Zamolodchikov, Int. J. Mod. Phys. A4, 4235 (1989).
  - [6] D. Vogan, Not. AMS, **54**, (9), 1022 (2007).
  - [7] R. Coldea, D. Tennant, E. Wheeler, E. Wawrzynska, D. Prabhakaran, M. Telling, K. Habicht, P. Smeibidl, and K. Kiefer, Science **327**, 177 (2010).
  - [8] I. Bloch, J. Dalibard, and W. Zwerger, Rev. Mod. Phys. **80**, 885 (2008).
  - [9] D. Jaksch, C. Bruder, J. I. Cirac, C. W. Gardiner, and P. Zoller, Phys. Rev. Lett. **81**, 3108 (1998).
  - [10] M. Lewenstein, A. Sanpera, V. Ahufinger, B. Damski, A. Sen, and U. Sen, Advances in Physics **56**, 243 (2007).
  - [11] M. Greiner, O. Mandel, T. Esslinger, T. W. Hänsch, I. Bloch, Nature **415**, 39 (2002).
  - [12] J. Simon, W. S. Bakr, R. Ma, M. E. Tai, P. M. Preiss, and M. Greiner, Nature **472**, 307 (2011).
  - [13] M. Cheneau, P. Barmettler, D. Poletti, M. Endres, P. Schausz, T. Fukuhara, C. Gross, I. Bloch, C. Kollath, and S. Kuhr, Nature **481**, 484 (2012).
  - [14] S. Trotzky, Y. A. Chen, A. Flesch, I. P. McCulloch, U. Schollwöck, J. Eisert, and I. Bloch, Nature Physics **8**, 325 (2012).
  - [15] L.-M. Duan, E. Demler, and M. D. Lukin, Phys. Rev. Lett. **91**, 090402 (2003).
  - [16] A. B. Kuklov and B. V. Svistunov, Phys. Rev. Lett. **90**, 100401 (2003).
  - [17] C. Chin, R. Grimm, P. Julienne, and E. Tiesinga, Rev. Mod. Phys. **82**, 1225 (2010).
  - [18] M. J. Bhaseen, A. O. Silver, M. Hohenadler, and B. D. Simons, Phys. Rev. Lett. **103**, 265302 (2009).
  - [19] M. Hohenadler, A. O. Silver, M. J. Bhaseen, and B. D. Simons, Phys. Rev. A **82**, 013639 (2010).
  - [20] M. J. Bhaseen, S. Ejima, M. Hohenadler, A. O. Silver, F. H. L. Essler, H. Fehske, and B. D. Simons, Phys. Rev. A **84**, 023635 (2011).
  - [21] L. Radzihovsky, J. Park, and P. B. Weichman, Phys. Rev. Lett. **92**, 160402 (2004).
  - [22] K. Sengupta and N. Dupuis, Europhys. Lett. **70**, 586 (2005).
  - [23] D. B. M. Dickerscheid, U. Al Khawaja, D. van Oosten, and H. T. C. Stoof, Phys. Rev. A **71**, 043604 (2005).
  - [24] V. G. Rousseau and P. J. H. Denteneer, Phys. Rev. A **77**, 013609 (2008).
  - [25] V. G. Rousseau and P. J. H. Denteneer, Phys. Rev. Lett. **102**, 015301 (2009).
  - [26] S. Ejima, M. J. Bhaseen, M. Hohenadler, F. H. L. Essler, H. Fehske, and B. D. Simons, Phys. Rev. Lett. **106**, 015303 (2011).
  - [27] M. J. Bhaseen, S. Ejima, F. H. L. Essler, H. Fehske, M. Hohenadler, and B. D. Simons, Phys. Rev. A **85**, 033636 (2012).
  - [28] I. P. McCulloch, arXiv:0804.2509 (2008).
  - [29] J. A. Kjäll, M. P. Zaletel, R. S. K. Mong, J. H. Bardarson, and F. Pollmann, Phys. Rev. B **87**, 235106 (2013).
  - [30] G. Vidal, Phys. Rev. Lett. **91**, 147902 (2003).
  - [31] G. Vidal, Phys. Rev. Lett. **98**, 070201 (2007).
  - [32] J. A. Kjäll, F. Pollmann, and J. E. Moore, Phys. Rev. B **83**, 020407 (2011).
  - [33] A. Milsted, J. Haegeman, T. J. Osborne, and F. Verstraete, arXiv:1207.0691 (2012).
  - [34] V. Zauner, M. Ganahl, H. G. Evertz, and T. Nishino, arXiv:1207.0862 (2012).
  - [35] H. N. Phien, G. Vidal, and I. P. McCulloch, Phys. Rev. B **86**, 245107 (2012).
  - [36] S. R. White and I. Affleck, Phys. Rev. B **77**, 134437 (2008).
  - [37] B. M. McCoy and T. T. Wu, Phys. Rev. D **18**, 1259 (1978).
  - [38] D. Clément, N. Fabbri, L. Fallani, C. Fort, and M. Inguscio, Phys. Rev. Lett. **102**, 155301 (2009).
  - [39] P. T. Ernst, S. Götze, J. S. Krauser, K. Pyka, D.-S. Lühmann, D. Pfannkuche, and K. Sengstock, Nature Phys. **6**, 56 (2010).
  - [40] J. F. Sherson, C. Weitenberg, M. Endres, M. Cheneau, I. Bloch, and S. Kuhr, Nature **467**, 68 (2010).
  - [41] A. Kleine, C. Kollath, I. P. McCulloch, T. Giamarchi, and U. Schollwöck, Phys. Rev. A **77**, 013607 (2008).
  - [42] J. Honer, J. C. Halimeh, I. McCulloch, U. Schollwöck, and H. P. Büchler, Phys. Rev. A **86**, 051606 (2012).
  - [43] G. Thalhammer, G. Barontini, L. De Sarlo, J. Catani, F. Minardi, and M. Inguscio, Phys. Rev. Lett. **100**, 210402 (2008).
  - [44] J. Catani, G. Barontini, G. Lamporesi, F. Rabatti, G. Thalhammer, F. Minardi, S. Stringari, and M. Inguscio, Phys. Rev. Lett. **103**, 140401 (2009).
  - [45] M. Dalmonte, E. Ercolessi, M. Mattioli, F. Ortolani, and D. Vodola, Eur. Phys. J. Spec. Top. **217**, 13 (2013).