

Imprints of Massive ISS Neutrinos in LFV Higgs Decays

E. ARGANDA^{1*}, M.J. HERRERO^{2†}, X. MARCANO^{2‡}, C. WEILAND^{2§}

¹*Departamento de Física Teórica, Facultad de Ciencias,
Universidad de Zaragoza, E-50009 Zaragoza, Spain*

²*Departamento de Física Teórica and Instituto de Física Teórica, IFT-UAM/CSIC,
Universidad Autónoma de Madrid, Cantoblanco, 28049 Madrid, Spain*

Abstract

In this paper we consider a Higgs boson with mass and other properties compatible with those of the recently discovered Higgs particle at the LHC, and explore the possibility of new Higgs leptonic decays, beyond the Standard Model, with the singular feature of being Lepton Flavor Violating (LFV). We study these LFV Higgs decays, $H \rightarrow l_k \bar{l}_m$ within the context of the Inverse Seesaw Model (ISS) and consider the most generic case where three additional pairs of massive right-handed singlet neutrinos are added to the Standard Model particle content. We require in addition that the input parameters of this ISS model are compatible with the present neutrino data and other constraints, like perturbativity of the neutrino Yukawa couplings. We present a full one-loop computation of the $\text{BR}(H \rightarrow l_k \bar{l}_m)$ rates for the three possible channels, $l_k \bar{l}_m = \mu \bar{\tau}, e \bar{\tau}, e \bar{\mu}$, and analyze in full detail the predictions as functions of the various relevant ISS parameters. We study in parallel the correlated one-loop predictions for the radiative decays, $l_m \rightarrow l_k \gamma$ within this same ISS context, and require full compatibility of our predictions with the present experimental bounds for the three radiative decays, $\mu \rightarrow e \gamma$, $\tau \rightarrow \mu \gamma$ and $\tau \rightarrow e \gamma$. After scanning over the full ISS parameter space we conclude on the maximum allowed LFV Higgs decay rates within the ISS.

*email: ernesto.arganda@unizar.es

†email: maria.herrero@uam.es

‡email: xabier.marcano@uam.es

§email: cedric.weiland@uam.es

1 Introduction

At present, there seems to be a broad consensus in the High Energy Physics Community that the recently discovered scalar particle at the CERN-LHC [1, 2] behaves as the Higgs particle of the Standard Model of Particle Physics (SM). The most recent measurements of this scalar particle mass by the ATLAS and CMS collaborations set $m_h^{\text{ATLAS}} = 125.5 \pm 0.6$ GeV [3] and $m_h^{\text{CMS}} = 125.7 \pm 0.4$ GeV [4], respectively. These experiments also show that the most probable J^P quantum numbers for this discovered Higgs boson are 0^+ , and conclude that the measured Higgs particle couplings to the other SM particles are in agreement so far, although yet with moderate precision, with the values predicted in the SM. Also the scalar Higgs-like particle width Γ_h has been found to be $\Gamma_h < 17.4$ MeV which is about 4.2 times the SM value [5].

On the other hand, there is also a major consensus on that the SM must be modified in order to include the neutrino masses and oscillations in agreement with present data, which are nowadays quite impressive and urge of an explanation from a theoretical framework beyond the SM. Thus, in order to be compatible with the present neutrino data we choose here to go beyond the SM using one of its simplest and more appealing extensions, the Inverse Seesaw Model (ISS) [6–8]. This ISS extends the SM particle content by adding pairs of right-handed (RH) neutrinos with opposite lepton number and whose masses and couplings can be properly chosen as to produce the physical light neutrino masses and oscillations in good agreement with present data [9–11]. In contrast to the original Seesaw type I Model [12–15], the seesaw mechanism that produces the small light physical neutrino masses in the ISS is associated to the smallness of the Majorana mass model parameters, such that when these are set to zero the Lepton Number conservation is restored, therefore increasing the symmetries of the model. Another appealing feature of the ISS is that it allows for large Yukawa neutrino couplings while having at the same time moderately heavy right-handed neutrino masses at the $\mathcal{O}(\text{TeV})$ energies which are reachable at the present colliders, like the LHC. In addition to the possibility of being directly produced at colliders, these right-handed neutrinos could also lead to a new rich phenomenology in connection with Lepton Flavor Violating (LFV) Physics. This is because the ISS right-handed neutrinos can produce non negligible contributions to LFV processes via radiative corrections that are mediated by the sizable neutrino Yukawa couplings, therefore leading to clear signals/imprints in these rare processes, which are totally absent in the SM. These LFV processes include the most frequently studied radiative decays, $\mu \rightarrow e\gamma$, $\tau \rightarrow \mu\gamma$, $\tau \rightarrow e\gamma$ and others like $\mu \rightarrow 3e$, leptonic and semileptonic τ decays, $\mu - e$ conversion in heavy nuclei, and others (see [16] for a review). The ISS mechanism has also implications on deviations from Lepton Flavor Universality [17, 18] and from Lepton number conservation [19–23]. Although quite promising future sensitivities for some of these LFV processes are expected, for instance, for $\mu - e$ conversion in heavy nuclei [24–27], at present the highest sensitivity to LFV signals is obtained in $\mu \rightarrow e\gamma$ where MEG has set an upper bound at $\text{BR}(\mu \rightarrow e\gamma) < 5.7 \times 10^{-13}$ [28].

In this paper, we study another LFV processes, the Higgs decays into lepton-antilepton pairs $H \rightarrow l_k \bar{l}_m$ with $k \neq m$, which are of obvious interest at present, given the recent discovery of the Higgs particle and the open possibility of these rare decays being explored at LHC. We will present a full one-loop computation of the LFV partial decay widths, $\Gamma(H \rightarrow l_k \bar{l}_m)$ within the ISS context with three extra pairs of right-handed neutrinos, and will analyze in full detail the predictions for the LFV Higgs decay (LFVHD) rates, $\text{BR}(H \rightarrow l_k \bar{l}_m)$, as functions of the various relevant ISS parameters. These LFV Higgs decays have been analyzed previously in the context of the Seesaw I Model and they were found to lead to extremely small rates [29] due to the strong suppression from the extremely heavy right-handed neutrino masses, at 10^{14-15} GeV, in that case. This motivates our study of the LFV Higgs decays in the ISS case with the right-handed neutrino masses lying in

contrast at the $\mathcal{O}(\text{TeV})$ energy scale and therefore the rates are expected to be larger than in the Seesaw I case. The interest of neutrino masses at this $\mathcal{O}(\text{TeV})$ energy scale is also because they can be directly produced at the LHC. Furthermore, we will also study in parallel the correlated one-loop predictions for the radiative decays, $\text{BR}(l_m \rightarrow l_k \gamma)$, within this same ISS context, and we will require full compatibility of our predictions with the present experimental upper bounds for the three relevant radiative decays, $\mu \rightarrow e \gamma$, $\tau \rightarrow \mu \gamma$ and $\tau \rightarrow e \gamma$, being the first one the most constraining one. We will require in addition that the input parameters of the ISS are compatible with the present neutrino data and other constraints, like perturbativity of the neutrino Yukawa couplings. After scanning over the full ISS parameter space we will conclude on the maximum allowed LFV Higgs decay rates within the ISS.

The paper is organized as follows: in section 2 we summarize our theoretical framework and shortly review the main features of the ISS that are relevant for the present computation. In section 3 we present our computation of the one-loop LFV Higgs decay widths within the ISS and include, for completeness and comparison, both the analytical formulas for the LFV Higgs decays and the LFV radiative decays. The full one-loop analytical formulas for the LFV Higgs form factors are collected in Appendix A. Section 4 is devoted to the presentation of the numerical results of our computation and also includes the predictions for both LFV processes, the ratios for the LFV Higgs decays, $H \rightarrow \mu \bar{\tau}$, $H \rightarrow e \bar{\tau}$ and $H \rightarrow e \bar{\mu}$ that we compare with the ratios for the radiative decays, $\tau \rightarrow \mu \gamma$, $\tau \rightarrow e \gamma$ and $\mu \rightarrow e \gamma$. Finally, we summarize our conclusions in section 5.

2 Theoretical framework

One of the simplest extensions of the SM leading to non-zero neutrino masses and mixings is the addition of fermionic gauge singlets. As mentioned above, a very attractive model is the ISS which supplements the SM with pairs of RH neutrinos, denoted here by ν_R and X , with opposite lepton number. While the minimal model that fits oscillation data requires only two generations of RH neutrinos [30], we consider here a more generic model containing three pairs of fermionic singlets. It extends the SM Lagrangian with the following neutrino Yukawa interactions and mass terms:

$$\mathcal{L}_{\text{ISS}} = -Y_\nu^{ij} \bar{L}_i \tilde{\Phi} \nu_{Rj} - M_R^{ij} \bar{\nu}_{Ri}^C X_j - \frac{1}{2} \mu_X^{ij} \bar{X}_i^C X_j + h.c., \quad (1)$$

where L is the SM lepton doublet, Φ is the SM Higgs doublet, $\tilde{\Phi} = i\sigma_2 \Phi^*$, with σ_2 the corresponding Pauli matrix, Y_ν is the 3×3 neutrino Yukawa coupling matrix, M_R is a lepton number conserving complex 3×3 mass matrix, and μ_X is a Majorana complex 3×3 symmetric mass matrix that violates lepton number conservation by two units. Setting the latter to zero would restore the conservation of lepton number, thus increasing the symmetry of the model. This makes the smallness of μ_X natural since it could be seen as the remnant of a symmetry broken at a higher energy [31]. Since a Majorana mass term of the type $\bar{\nu}_{Ri}^C \nu_{Rj}$ would only give subleading corrections to the neutrino masses and the observables considered here, we have taken it to be zero, for simplicity.

After electroweak symmetry breaking, the 9×9 neutrino mass matrix reads, in the electroweak interaction basis (ν_L^C, ν_R, X) ,

$$M_{\text{ISS}} = \begin{pmatrix} 0 & m_D & 0 \\ m_D^T & 0 & M_R \\ 0 & M_R^T & \mu_X \end{pmatrix}, \quad (2)$$

with the 3×3 Dirac mass matrix given by $m_D = Y_\nu \langle \Phi \rangle$, and the Higgs vacuum expectation value is taken to be $\langle \Phi \rangle = v = 174 \text{ GeV}$. Since this mass matrix is complex and symmetric, it can be

diagonalized using a 9×9 unitary matrix U_ν according to

$$U_\nu^T M_{\text{ISS}} U_\nu = \text{diag}(m_{n_1}, \dots, m_{n_9}). \quad (3)$$

This gives three light mass eigenstates and six heavy mass eigenstates, and the electroweak eigenstates and the mass eigenstates are related through:

$$\begin{pmatrix} \nu_L^C \\ \nu_R \\ X \end{pmatrix} = U_\nu P_R \begin{pmatrix} n_1 \\ \vdots \\ n_9 \end{pmatrix}, \quad \begin{pmatrix} \nu_L \\ \nu_R^C \\ X^C \end{pmatrix} = U_\nu^* P_L \begin{pmatrix} n_1 \\ \vdots \\ n_9 \end{pmatrix}. \quad (4)$$

In order to illustrate more simply the dependence on the seesaw parameters, let us first consider the one generation case and then we will come back to the three generations case. In this one generation case there are just three ISS model parameters, M_R , μ_X and Y_ν , and there are just three physical eigenstates: one light ν and two heavy N_1 and N_2 . In the limit $\mu_X \ll m_D, M_R$, the mass eigenvalues are given by:

$$m_\nu = \frac{m_D^2}{m_D^2 + M_R^2} \mu_X, \quad (5)$$

$$m_{N_1, N_2} = \pm \sqrt{M_R^2 + m_D^2} + \frac{M_R^2 \mu_X}{2(m_D^2 + M_R^2)}, \quad (6)$$

with the light neutrino mass m_ν being proportional to μ_X , thus making it naturally small, and the two heavy masses m_{N_1, N_2} being close to each other. As a consequence in this $\mu_X \ll m_D, M_R$ limit, these two nearly degenerate heavy neutrinos combine to form pseudo-Dirac fermions.

A similar pattern of neutrino mass eigenvalues occurs in the three generation case, with one light and two nearly degenerate heavy neutrinos per generation. This can be illustrated clearly in the limit $\mu_X \ll m_D \ll M_R$, where the mass matrix M_{ISS} can be diagonalized by blocks [32], leading to the following 3×3 light neutrino mass matrix:

$$M_{\text{light}} \simeq m_D M_R^{T-1} \mu_X M_R^{-1} m_D^T, \quad (7)$$

which is then diagonalized using the unitary PMNS matrix U_{PMNS} [33]:

$$U_{\text{PMNS}}^T M_{\text{light}} U_{\text{PMNS}} = \text{diag}(m_{\nu_1}, m_{\nu_2}, m_{\nu_3}), \quad (8)$$

where m_{ν_1} , m_{ν_2} and m_{ν_3} are the masses of the three lightest neutrinos.

Then, by defining a new 3×3 mass matrix by:

$$M = M_R \mu_X^{-1} M_R^T, \quad (9)$$

the light neutrino mass matrix can be written similarly to the type I Seesaw Model as:

$$M_{\text{light}} \simeq m_D M^{-1} m_D^T. \quad (10)$$

The mass pattern of the heavy neutrinos in the $\mu_X \ll m_D \ll M_R$ limit presents a similar behavior to the one generation case. The heavy neutrinos form quasi-degenerate pairs with a mass approximately given by the eigenvalues of M_R , namely $M_{R_{1,2,3}}$ for the first, second and third generation, respectively, and with a splitting of order $\mathcal{O}(\mu_X)$.

For our phenomenological purposes, and in order to implement easily the compatibility with present neutrino data, we will use here the useful Casas-Ibarra parametrization [34] that can be directly applied to the Inverse Seesaw Model case, giving:

$$m_D^T = V^\dagger \text{diag}(\sqrt{M_1}, \sqrt{M_2}, \sqrt{M_3}) R \text{diag}(\sqrt{m_{\nu_1}}, \sqrt{m_{\nu_2}}, \sqrt{m_{\nu_3}}) U_{\text{PMNS}}^\dagger, \quad (11)$$

where V is a unitary matrix that diagonalizes M according to $M = V^\dagger \text{diag}(M_1, M_2, M_3) V^*$ and R is a complex orthogonal matrix that can be written as:

$$R = \begin{pmatrix} c_2 c_3 & -c_1 s_3 - s_1 s_2 c_3 & s_1 s_3 - c_1 s_2 c_3 \\ c_2 s_3 & c_1 c_3 - s_1 s_2 s_3 & -s_1 c_3 - c_1 s_2 s_3 \\ s_2 & s_1 c_2 & c_1 c_2 \end{pmatrix}, \quad (12)$$

where $c_i \equiv \cos \theta_i$, $s_i \equiv \sin \theta_i$ and θ_1, θ_2 and θ_3 are arbitrary complex angles.

In summary, assuming $\mu_X = \text{diag}(\mu_{X_1}, \mu_{X_2}, \mu_{X_3})$ and $M_R = \text{diag}(M_{R_1}, M_{R_2}, M_{R_3})$ (hence, diagonal M), the input ISS parameters that will have to be fixed for our forthcoming study of the LFV rates are the following: $m_{\nu_{1,2,3}}, \mu_{X_{1,2,3}}, M_{R_{1,2,3}}, \theta_{1,2,3}$ and the entries of the U_{PMNS} matrix. For all the numerical analysis in this work, and in order to keep agreement with the experimental neutrino data, we will choose the lightest neutrino mass, here assumed to be m_{ν_1} , as a free input parameter and the other two light masses will be obtained from the two experimentally measured mass differences:

$$m_{\nu_2} = \sqrt{m_{\nu_1}^2 + \Delta m_{21}^2}, \quad m_{\nu_3} = \sqrt{m_{\nu_1}^2 + \Delta m_{31}^2}. \quad (13)$$

Similarly, the three light neutrino mixing angles will also be set to their measured values. For simplicity, we will set to zero the CP-violating phase of the U_{PMNS} matrix. Specifically, we have used the results of the global fit [10] leading to:

$$\begin{aligned} \sin^2 \theta_{12} &= 0.306_{-0.012}^{+0.012}, & \Delta m_{21}^2 &= 7.45_{-0.16}^{+0.19} \times 10^{-5} \text{ eV}^2, \\ \sin^2 \theta_{23} &= 0.446_{-0.008}^{+0.008}, & \Delta m_{31}^2 &= 2.417_{-0.014}^{+0.014} \times 10^{-3} \text{ eV}^2, \\ \sin^2 \theta_{13} &= 0.0231_{-0.0019}^{+0.0019}, \end{aligned} \quad (14)$$

where we have assumed a normal hierarchy. Regarding the input lightest neutrino mass, m_{ν_1} , we have chosen it so that the effective electron neutrino mass in β decay agrees with the upper limit from the Mainz and Troitsk experiments [35, 36],

$$m_\beta < 2.05 \text{ eV} \quad \text{at 95\% CL}. \quad (15)$$

For the final numerical evaluation of the eigenvalues and eigenstates of the full 9×9 neutrino matrix, we have used our private **Mathematica** code which solves numerically this system, using all the previously mentioned input parameters and experimental data, and besides it also computes the Yukawa coupling matrix entries by using eq. (11).

In order to illustrate the kind of generic neutrino spectra that one obtains in the ISS and that indeed follow the previously commented pattern, we have chosen in this section to show three examples of spectra whose most relevant parameters for the present work are collected in table 1.

We see clearly in these three examples that one typically gets the announced pattern of neutrino masses: three compatible with data light neutrinos and six heavy ones, with their heavy masses being degenerate in pairs to values close to M_{R_1} , M_{R_2} and M_{R_3} respectively, and their tiny mass differences given approximately by μ_{X_1} , μ_{X_2} and μ_{X_3} . We also see in this table that one can get

ISS examples	A	B	C
$M_{R_1}(\text{GeV})$	1.5×10^4	1.5×10^2	1.5×10^2
$M_{R_2}(\text{GeV})$	1.5×10^4	1.5×10^3	1.5×10^3
$M_{R_3}(\text{GeV})$	1.5×10^4	1.5×10^4	1.5×10^4
$\mu_{X_{1,2,3}}(\text{GeV})$	5×10^{-8}	5×10^{-8}	5×10^{-8}
$m_{\nu_1}(\text{eV})$	0.1	0.1	0.1
$\theta_{1,2,3}(\text{rad})$	0, 0, 0	0, 0, 0	$\pi/4, 0, 0$
$m_{n_1}(\text{eV})$	0.0998	0.0998	0.0998
$m_{n_2}(\text{eV})$	0.1002	0.1002	0.1002
$m_{n_3}(\text{eV})$	0.1112	0.1112	0.1112
$m_{n_4}(\text{GeV})$	15014.99250747	150.1499250500	150.1499250500
$m_{n_5}(\text{GeV})$	15014.99250752	150.1499250999	150.1499250999
$m_{n_6}(\text{GeV})$	15015.04822299	1501.504822277	1501.587676006
$m_{n_7}(\text{GeV})$	15015.04822304	1501.504822327	1501.587676056
$m_{n_8}(\text{GeV})$	15016.70543659	15016.70543659	15015.87685358
$m_{n_9}(\text{GeV})$	15016.70543664	15016.70543664	15015.87685363
$ (Y_\nu Y_\nu^\dagger)_{23} $	0.8	8.0	1.4
$ (Y_\nu Y_\nu^\dagger)_{12} $	0.2	1.7	0.3
$ (Y_\nu Y_\nu^\dagger)_{13} $	0.2	1.8	4.0

Table 1: Examples of neutrino mass spectrum in the ISS for various input parameters. The relevant non-diagonal $|(Y_\nu Y_\nu^\dagger)_{km}|$ elements are also included.

sizable Yukawa couplings, in particular leading to large non-diagonal entries in flavor space which are the relevant ones for the present work on LFV. It should also be noticed that the heavy masses that are governing the size of these off diagonal entries are not those of M_R but those of eq. (9) which are largely heavier, therefore leading in general to larger LFV rates in the ISS than in the Seesaw I. For instance, the chosen examples in this table lead to large $|(Y_\nu Y_\nu^\dagger)_{23}|$ and $|(Y_\nu Y_\nu^\dagger)_{13}|$ in the $\mathcal{O}(1 - 10)$ range. $|(Y_\nu Y_\nu^\dagger)_{12}|$ in these examples is slightly smaller, $\leq \mathcal{O}(1)$.

One way of checking the validity of the parametrization in eq. (11) is by comparing the input light neutrino mass values in this equation with the lightest output mass values obtained as solution of eq. (3). We have checked that the error on the light neutrino masses estimated with this parameterization, meaning the differences between the input $m_{\nu_{1,2,3}}$ and the output $m_{n_{1,2,3}}$ masses, is below 10% and that the rotation matrix U_ν exhibits the required unitarity property. Furthermore, since a given set of input parameters can generate arbitrarily large Yukawa couplings, we will enforce their perturbativity by setting an upper limit on the entries of the neutrino Yukawa coupling matrix,

given by:

$$\frac{|Y_{ij}|^2}{4\pi} < 1.5, \quad (16)$$

for $i, j = 1, 2, 3$.

Finally, to complete our set up of the theoretical framework for our study of LFV, we also have to specify all the relevant interactions that will enter in the computation of the LFBVD rates. We focus here on the relevant interactions involving neutrinos, which are the only ones that are assumed here to differ from those of the SM. These include the neutrino Yukawa couplings, the gauge couplings of the charged gauge bosons W^\pm to the lepton-neutrino pairs and the corresponding couplings of the charged Goldstone bosons, denoted here by G^\pm , to the lepton-neutrino pairs. In our one-loop computation of the LFV rates we will choose to work in the mass basis for all the particles involved, with diagonal charged leptons, and taking into account the contributions from all the 9 physical neutrinos. As for the gauge choice, we will choose the Feynman-t'Hooft gauge. Following the notation and presentation in [29, 37], the relevant interactions are given in the mass basis by the following terms of the Lagrangian:

$$\begin{aligned} \mathcal{L}_{\text{int}}^{W^\pm} &= \frac{-g}{\sqrt{2}} W^{\mu-} \bar{l}_i B_{l_i n_j} \gamma_\mu P_L n_j + h.c., \\ \mathcal{L}_{\text{int}}^H &= \frac{-g}{2m_W} H \bar{n}_i C_{n_i n_j} [m_{n_i} P_L + m_{n_j} P_R] n_j, \\ \mathcal{L}_{\text{int}}^{G^\pm} &= \frac{-g}{\sqrt{2}m_W} G^- [\bar{l}_i B_{l_i n_j} (m_{l_i} P_L - m_{n_j} P_R) n_j] + h.c., \end{aligned} \quad (17)$$

where P_L and P_R are respectively the left- and right-chirality projectors, given by $(1 - \gamma^5)/2$ and $(1 + \gamma^5)/2$, and the coupling factors $B_{l_i n_j}$ ($i = 1, 2, 3, j = 1, \dots, 9$) and $C_{n_i n_j}$ ($i, j = 1, \dots, 9$) are defined in terms of the U_ν matrix of eq. (3) by:

$$B_{l_i n_j} = U_{ij}^{\nu*}, \quad (18)$$

$$C_{n_i n_j} = \sum_{k=1}^3 U_{ki}^\nu U_{kj}^{\nu*}. \quad (19)$$

3 Computation of the LFV decay widths

In the calculation of the LFV Higgs decay rates, we consider the full set of contributing one-loop diagrams, drawn in fig. 1, and adapt to our present ISS case the complete one-loop formulas for the $\Gamma(H \rightarrow l_k \bar{l}_m)$ partial decay width, taken from [29], which we include, for completeness, also here. The relation between the form factors F_L and F_R given in the Appendix A and the decay amplitude F is given by:

$$iF = -ig \bar{u}_{l_k}(-p_2)(F_L P_L + F_R P_R) v_{l_m}(p_3), \quad (20)$$

where:

$$F_L = \sum_{i=1}^{10} F_L^{(i)}, \quad F_R = \sum_{i=1}^{10} F_R^{(i)}, \quad (21)$$

and $p_1 = p_3 - p_2$ is the ingoing Higgs boson momentum.

The width for the LFV Higgs decays is obtained from these form factors by:

$$\Gamma(H \rightarrow l_k \bar{l}_m) = \frac{g^2}{16\pi m_H} \sqrt{\left(1 - \left(\frac{m_{l_k} + m_{l_m}}{m_H}\right)^2\right) \left(1 - \left(\frac{m_{l_k} - m_{l_m}}{m_H}\right)^2\right)}$$

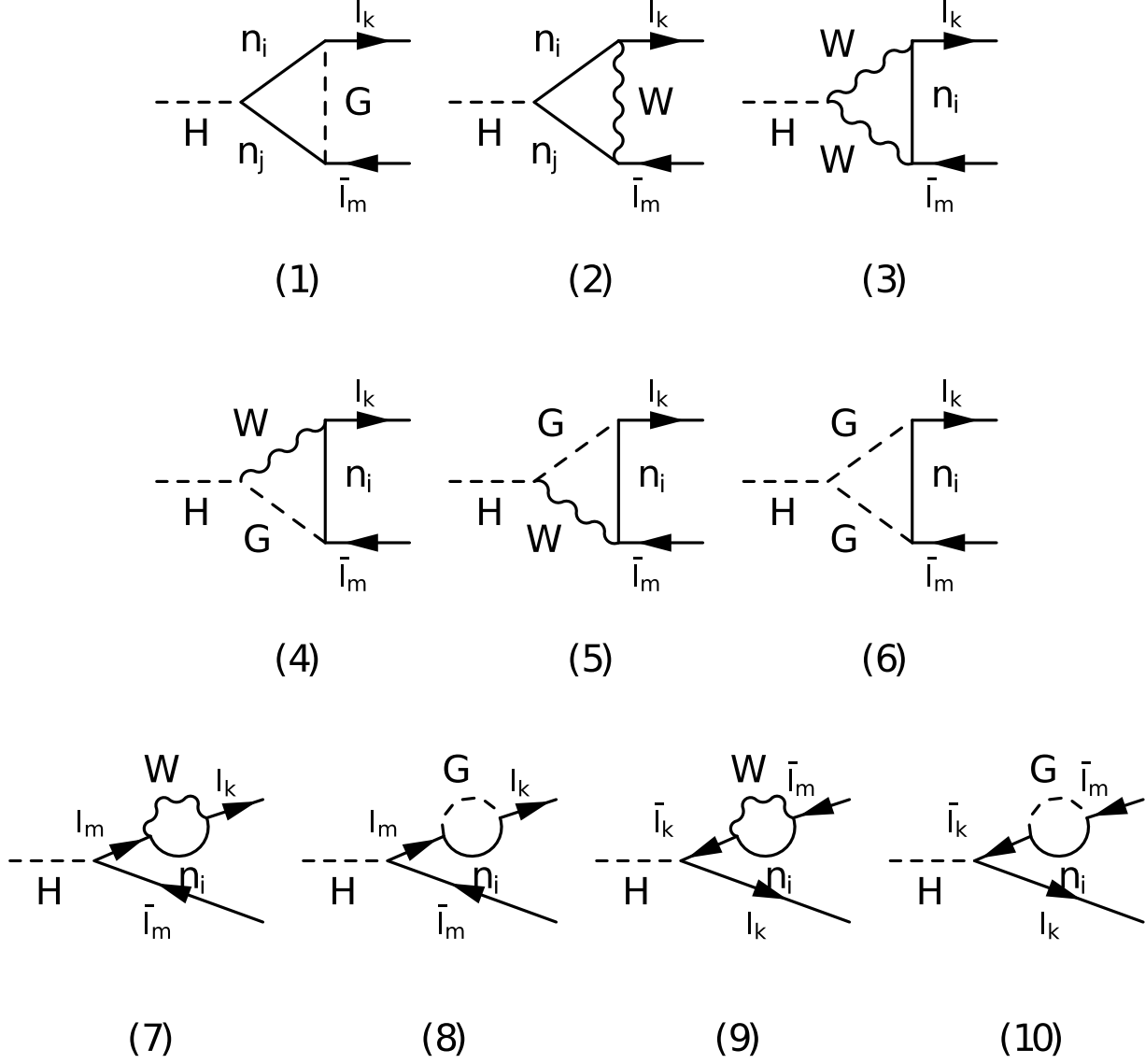


Figure 1: One-loop contributing diagrams to the LFV Higgs decays $H \rightarrow l_k \bar{l}_m$ in the ISS with massive neutrinos n_i ($i = 1, \dots, 9$).

$$\times ((m_H^2 - m_{l_k}^2 - m_{l_m}^2)(|F_L|^2 + |F_R|^2) - 4m_{l_k}m_{l_m}Re(F_L F_R^*)) . \quad (22)$$

In this work we focus on the decays $H \rightarrow \mu\bar{\tau}, e\bar{\tau}, e\bar{\mu}$ and do not consider their related CP conjugate decays $H \rightarrow \tau\bar{\mu}, \tau\bar{e}, \mu\bar{e}$ which, in the presence of complex phases, could lead to different rates.

We have explicitly checked that the only divergent contributions to the LFV Higgs decays arise from the diagrams (1), (8) and (10), and that they cancel among each other, in agreement with [29], giving rise to a total finite result. All these formulas for the LFV Higgs form factors and the LFV Higgs partial decay widths have been implemented into our private **Mathematica** code. In order to get numerical predictions for the $BR(H \rightarrow l_k \bar{l}_m)$ rates we use $m_H = 126$ GeV and its corresponding SM total width is computed with **FeynHiggs** [38–40] including two-loop corrections.

At the same time that we analyze the LFV Higgs decays, we also compute the one-loop $l_m \rightarrow l_k \gamma$ decay rates within this same ISS framework and for the same input parameters, and check that these radiative decay rates are compatible with their present experimental 90% CL upper bounds:

$$BR(\mu \rightarrow e \gamma) \leq 5.7 \times 10^{-13} \quad [28] , \quad (23)$$

$$BR(\tau \rightarrow e \gamma) \leq 3.3 \times 10^{-8} \quad [41] , \quad (24)$$

$$BR(\tau \rightarrow \mu \gamma) \leq 4.4 \times 10^{-8} \quad [41] . \quad (25)$$

In order to calculate these LFV radiative decay rates, we use the analytical formulas appearing in [37] and [42] that have also been implemented in our code:

$$BR(l_m \rightarrow l_k \gamma) = \frac{\alpha_W^3 s_W^2}{256 \pi^2} \left(\frac{m_{l_m}}{M_W} \right)^4 \frac{m_{l_m}}{\Gamma_{l_m}} |G_{mk}|^2 , \quad (26)$$

where Γ_{l_m} is total decay width of the lepton l_m , and:

$$G_{mk} = \sum_{i=1}^6 B_{mi}^* B_{ki} G_\gamma \left(\frac{m_{N_i}^2}{M_W^2} \right) ,$$

$$G_\gamma(x) = -\frac{2x^3 + 5x^2 - x}{4(1-x)^3} - \frac{3x^3}{2(1-x)^4} \log x , \quad (27)$$

where the sum above extends over the 6 heavy neutrinos, $N_{1,\dots,6} = n_{4,\dots,9}$. Notice that in the above formulas (26) and (27) the mass of the final lepton l_k has been neglected.

Finally, a few words summarizing the various constraints that we have also implemented in our code. As we have already said, we have imposed the perturbativity constraint on the neutrino Yukawa couplings given in eq. (16). Regarding the Higgs total width, the presence of sterile neutrinos with a mass below that of the Higgs boson could open new invisible decays, which was studied in [43] for the ISS. However, in this work, we focus on the scenario where the new fermionic singlets have a mass above 200 GeV, thus escaping these constraints. If the right-handed neutrinos provide a sizable contribution to LFV processes, a non-negligible contribution to the lepton EDMs could also be expected in the general case with complex phases. Thus, to avoid potential constraints from EDMs, we assume in most of this work that all mass matrices are real, as well as the PMNS matrix. The case of complex R matrix has also been considered in this work, but as it will be shown later (see fig. 8) it is highly constrained by $\mu \rightarrow e \gamma$. Additional constraints might also arise from lepton universality tests. However, in the scenario that we consider where the sterile neutrinos are heavier than the Higgs boson, points that would be excluded by lepton universality tests are already excluded by $\mu \rightarrow e \gamma$, as can be seen in fig.8 of [18]. In the end, we found that the most constraining observable for our study is by far $\mu \rightarrow e \gamma$.

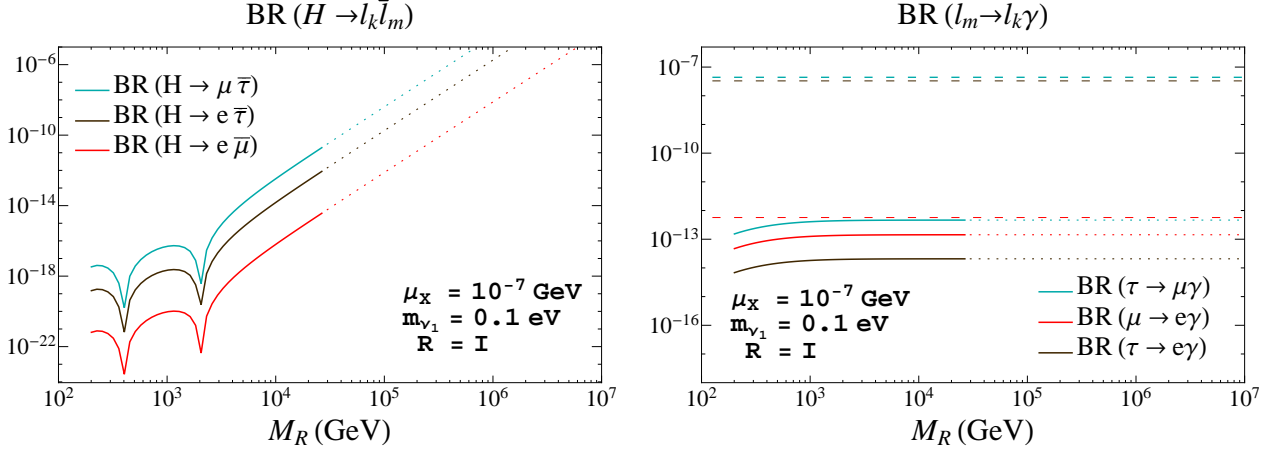


Figure 2: Predictions for the LFV decay rates as functions of M_R in the degenerate heavy neutrinos case. Left panel: $\text{BR}(H \rightarrow \mu \bar{\tau})$ (upper blue line), $\text{BR}(H \rightarrow e \bar{\tau})$ (middle dark brown line), $\text{BR}(H \rightarrow e \bar{\mu})$ (lower red line). Right panel: $\text{BR}(\tau \rightarrow \mu \gamma)$ (upper blue line), $\text{BR}(\mu \rightarrow e \gamma)$ (middle red line), $\text{BR}(\tau \rightarrow e \gamma)$ (lower dark brown line). The other input parameters are set to: $\mu_X = 10^{-7} \text{ GeV}$, $m_{\nu_1} = 0.1 \text{ eV}$, $R = I$. The dotted lines in both panels indicate non-perturbative neutrino Yukawa couplings. The horizontal dashed lines in the right panel are the present (90% CL) upper bounds on the radiative decays: $\text{BR}(\tau \rightarrow \mu \gamma) < 4.4 \times 10^{-8}$ [41] (blue line), $\text{BR}(\tau \rightarrow e \gamma) < 3.3 \times 10^{-8}$ [41] (dark brown line), $\text{BR}(\mu \rightarrow e \gamma) < 5.7 \times 10^{-13}$ [28] (red line).

4 Numerical results for the LFV rates

In this section we present our numerical results for the LFV Higgs decay rates, $\text{BR}(H \rightarrow \mu \bar{\tau})$, $\text{BR}(H \rightarrow e \bar{\tau})$ and $\text{BR}(H \rightarrow e \bar{\mu})$, and we also compare them with the numerical results for the related radiative decay rates, $\text{BR}(\mu \rightarrow e \gamma)$, $\text{BR}(\tau \rightarrow e \gamma)$ and $\text{BR}(\tau \rightarrow \mu \gamma)$. First we study all these LFV rates as functions of the more relevant ISS parameters, namely, M_{R_i} , μ_{X_i} , m_{ν_i} and the R matrix angles, θ_i , trying to localize the areas of the parameter space where the LFV Higgs decays can be both large and respecting the constraints on the radiative decays, and then we will scan over the full parameter space to conclude on the maximum allowed LFVHD rates. The results will be presented in two generically different scenarios for the heavy neutrinos: 1) the case of (nearly) degenerate heavy neutrinos, and 2) the case of hierarchical heavy neutrinos.

4.1 Degenerate heavy neutrinos

The case of (nearly) degenerate heavy neutrinos is implemented here by choosing degenerate entries in $M_R = \text{diag}(M_{R_1}, M_{R_2}, M_{R_3})$ and in $\mu_X = \text{diag}(\mu_{X_1}, \mu_{X_2}, \mu_{X_3})$, i.e., by setting $M_{R_i} = M_R$ and $\mu_{X_i} = \mu_X$ ($i = 1, 2, 3$).

First we show in fig. 2 the results for all the LFV rates as functions of the common right-handed neutrino mass parameter M_R for all the LFV Higgs decay channels (left panel) and for the all the LFV radiative decay channels (right panel). Here we have fixed the other input parameters to $\mu_X = 10^{-7} \text{ GeV}$, $m_{\nu_1} = 0.1 \text{ eV}$ and $R = I$. As expected, we find that the largest LFV Higgs decays rates are for $\text{BR}(H \rightarrow \mu \bar{\tau})$ and the largest radiative decay rates are for $\text{BR}(\tau \rightarrow \mu \gamma)$. We also see that, for this particular choice of input parameters, all the predictions for the LFV Higgs decays are allowed by the present experimental upper bounds on the three radiative decays (dashed

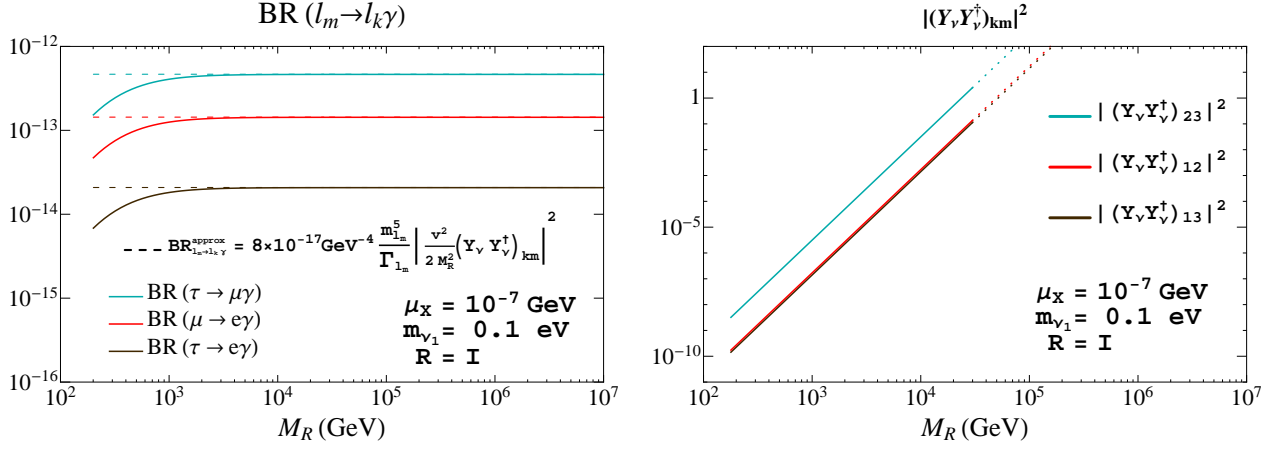


Figure 3: Comparison of the full one-loop and approximate rates for the radiative decays $l_m \rightarrow l_k \gamma$ and their relation with the $(Y_\nu Y_\nu^\dagger)_{km}$ non-diagonal matrix elements in the degenerate heavy neutrinos case. Left panel: full one-loop rates (solid lines) and approximate rates (dashed lines) as functions of M_R . Right panel: $|(Y_\nu Y_\nu^\dagger)_{km}|^2$ versus M_R for $km = 23$ (blue line), $km = 12$ (red line), and $km = 13$ (dark brown line). Dotted lines indicate non-perturbative neutrino Yukawa couplings. The other input parameters are set to $\mu_X = 10^{-7} \text{ GeV}$, $m_{\nu_1} = 0.1 \text{ eV}$ and $R = I$.

horizontal lines in all our plots for the radiative decays) for all explored values of M_R in the interval $(200, 10^7) \text{ GeV}$. Besides, it shows clearly that the most constraining radiative decay at present is by far the $\mu \rightarrow e \gamma$ radiative decay. This is so in all the cases explored in this work, so whenever we wish to conclude on the allowed LFVHD rates we will focus mainly on this radiative channel.

Regarding the M_R dependence shown in fig. 2, we clearly see that the LFVHD rates grow faster with M_R than the radiative decays which indeed tend to a constant value for M_R above $\sim 10^3 \text{ GeV}$. In fact, the LFVHD rates can reach quite sizable values at the large M_R region of these plots, yet allowed by the constraints on the radiative decays. For instance, $\text{BR}(H \rightarrow \mu \bar{\tau}) \sim 10^{-6}$ for $M_R = 4 \times 10^5 \text{ GeV}$. However, our requirement of perturbativity for the neutrino Yukawa coupling entries, see eq. (16), do not allow for such large M_R values leading to too large Y_ν values in the framework of our parametrization of eq. (11). Indeed, the exclusion region for M_R from perturbativity of Y_ν (given by the dotted lines in these plots), forbids these large M_R values. For the specific input parameter values of this fig. 2, the forbidden values are for M_R above $3 \times 10^4 \text{ GeV}$, and this leads to maximum allowed values of $\text{BR}(H \rightarrow \mu \bar{\tau}) \sim 2 \times 10^{-11}$, $\text{BR}(H \rightarrow e \bar{\tau}) \sim 10^{-12}$ and $\text{BR}(H \rightarrow e \bar{\mu}) \sim 5 \times 10^{-15}$.

The qualitatively different functional behavior with M_R of the LFVHD and the radiative rates shown by this fig. 2 is an interesting feature that we wish to explore further. Whereas the $\text{BR}(l_m \rightarrow l_k \gamma)$ rates follow the expected behavior with M_R as derived from their dependence with the relevant $(Y_\nu Y_\nu^\dagger)_{km}$ element, the $\text{BR}(H \rightarrow l_k \bar{l}_m)$ rates do not follow this same pattern. As it is clearly illustrated in fig. 3, the radiative decay rates can be well approximated for large M_R by a simple function of $|(Y_\nu Y_\nu^\dagger)_{km}|^2$ given by:

$$\text{BR}_{l_m \rightarrow l_k \gamma}^{\text{approx}} = 8 \times 10^{-17} \frac{m_{l_m}^5 (\text{GeV}^5)}{\Gamma_{l_m} (\text{GeV})} \left| \frac{v^2}{2M_R^2} (Y_\nu Y_\nu^\dagger)_{km} \right|^2, \quad (28)$$

which provides very close predictions to the exact rates (given by the solid lines) for $M_R > 10^3 \text{ GeV}$. Then we can understand the final constant behavior of all the radiative decay rates with M_R ,

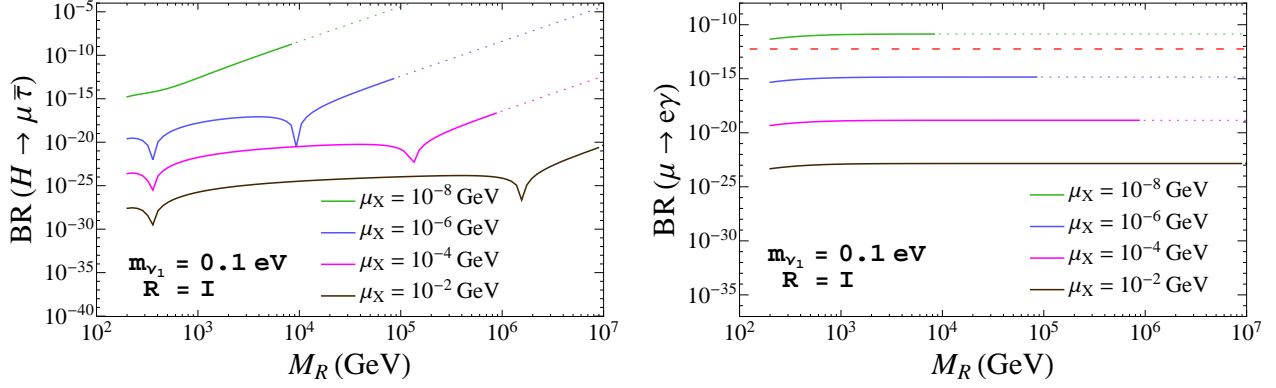


Figure 4: Branching ratios of $H \rightarrow \mu\bar{\tau}$ (left panel) and $\mu \rightarrow e\gamma$ (right panel) as functions of M_R for different values of $\mu_X = (10^{-8}, 10^{-6}, 10^{-4}, 10^{-2})$ GeV from top to bottom. In both panels, $m_{\nu_1} = 0.1$ eV and $R = I$. The horizontal red dashed line denotes the current experimental upper bound for $\mu \rightarrow e\gamma$, $\text{BR}(\mu \rightarrow e\gamma) < 5.7 \times 10^{-13}$ [28]. Dotted lines represent non-perturbative neutrino Yukawa couplings.

since the $|(Y_\nu Y_\nu^\dagger)_{km}|^2$ elements grow with M_R approximately as M_R^4 in the parametrization here used of eq. (11), as can be seen in the plot on the right in fig. 3. This simple behavior with M_R is certainly not the case of the LFVHD rates, and we conclude that these do not follow this same behavior with $|(Y_\nu Y_\nu^\dagger)_{km}|^2$. This different functional behavior of $\text{BR}(H \rightarrow l_k \bar{l}_m)$ with M_R will be further explored and clarified later.

Next we study the sensitivity in the LFV rates to other choices of μ_X . For this study we focus in the largest LFVHD rates, $\text{BR}(H \rightarrow \mu\bar{\tau})$, and in the most constraining $\text{BR}(\mu \rightarrow e\gamma)$ rates. In fig. 4 we show the predictions for the LFV rates for different values of $\mu_X = (10^{-8}, 10^{-6}, 10^{-4}, 10^{-2})$ GeV. The other input parameters have been fixed here to $m_{\nu_1} = 0.1$ eV and $R = I$. On the left panel of fig. 4 we see again the increase of $\text{BR}(H \rightarrow \mu\bar{\tau})$ as M_R grows, which is more pronounced in the region where M_R is large and μ_X is low, and therefore, where the Yukawa couplings are large (see eq. (11)). We have checked that, in that region, the dominant diagrams are by far the divergent diagrams (1), (8) and (10), and that the $\text{BR}(H \rightarrow \mu\bar{\tau})$ rates grow as M_R^4 . In this plot, as well as in the previous plot of $\text{BR}(H \rightarrow l_k \bar{l}_m)$ in fig. 2, we can also identify the appearance of different dips, which we have understood as destructive interferences among the various contributing diagrams. More precisely, we have checked that the dips that appear at large M_R and just before the M_R^4 growing region are due to partial cancellations between diagrams (1),(8) and (10), while the other dips that appear at lower M_R happen among diagrams (2), (3), (4), (5) and (6) ((7) and (9) are subleading). These last diagrams have relevant contributions to $\text{BR}(H \rightarrow \mu\bar{\tau})$ only for low values of the Yukawa couplings. We also observe a fast growing of the LFV Higgs rates as μ_X decreases from 10^{-2} GeV to 10^{-8} GeV. However, not all the values of M_R and μ_X are allowed, because they may generate non-perturbative Yukawa entries, expressed again in this figure by dotted lines. Therefore, the largest LFV Higgs rates permitted by our perturbativity requirements (eq. (16)) are approximately $\text{BR}(H \rightarrow \mu\bar{\tau}) \sim 10^{-9}$, obtained for $\mu_X = 10^{-8}$ GeV and $M_R \simeq 10^4$ GeV. Larger values of M_R , for this choice of μ_X , would produce Yukawa couplings which are not perturbative.

Nevertheless, we must pay attention to the predictions of $\text{BR}(\mu \rightarrow e\gamma)$ for this choice of parameters, because they can be excluded by its quite restrictive present experimental upper bound, as shown on the right panel of fig. 4. In this plot, the dependence of $\text{BR}(\mu \rightarrow e\gamma)$ on M_R is depicted,

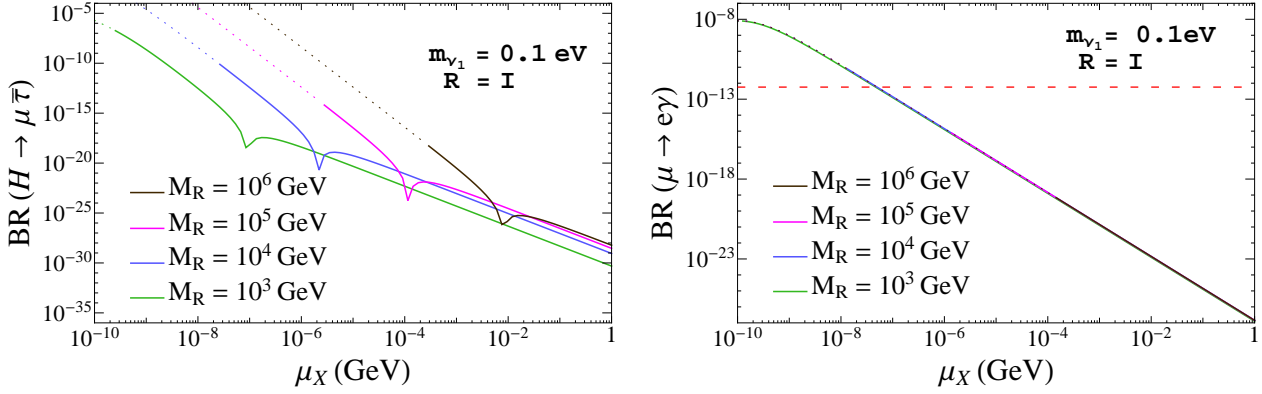


Figure 5: Branching ratios of $H \rightarrow \mu\bar{\tau}$ (left panel) and $\mu \rightarrow e\gamma$ (right panel) as functions of μ_X for different values of $M_R = (10^6, 10^5, 10^4, 10^3)$ GeV from top to bottom. In both panels, $m_{\nu_1} = 0.1$ eV and $R = I$. The horizontal red dashed line denotes the current experimental upper bound for $\mu \rightarrow e\gamma$, $\text{BR}(\mu \rightarrow e\gamma) < 5.7 \times 10^{-13}$ [28]. Dotted lines represent non-perturbative neutrino Yukawa couplings.

for the same choices of μ_X , m_{ν_1} and R as in the left panel. The horizontal red dashed line denotes again its current upper bound, see eq. (23). In addition to what we have already learnt about the approximate behavior of the $\text{BR}(\mu \rightarrow e\gamma)$ rates going as $|(Y_\nu Y_\nu^\dagger)_{12}/M_R^2|^2$ which explains the constant behavior with M_R , we also learn from this figure on the generic behavior with μ_X , which leads to increasing LFV rates for decreasing μ_X values, for both LFVHD and radiative processes. In particular, we see that small values of $\mu_X \leq \mathcal{O}(10^{-8}$ GeV) lead to $\text{BR}(\mu \rightarrow e\gamma)$ rates that are excluded by the present experimental upper bound. Taking this into account, the largest value of $\text{BR}(H \rightarrow \mu\bar{\tau})$, for the choice of parameters fixed in fig. 4, that is allowed by the $\text{BR}(\mu \rightarrow e\gamma)$ upper bound (being this more restrictive than the perturbativity requirement in this case), is $\sim 10^{-12}$, which is obtained for $M_R = 10^5$ GeV and $\mu_X = 10^{-6}$ GeV.

The behavior of $\text{BR}(H \rightarrow \mu\bar{\tau})$ and $\text{BR}(\mu \rightarrow e\gamma)$ as functions of μ_X , for several values of M_R , $m_{\nu_1} = 0.1$ eV and $R = I$, are displayed in fig. 5. As already seen in fig. 4, both LFV rates decrease as μ_X grows; however, the functional dependence is not the same. The LFV radiative decay rates decrease as μ_X^{-2} , in agreement with the approximate expression (28), while the LFVHD rates go as μ_X^{-4} when the Yukawa couplings are large. For a fixed value of μ_X , the larger M_R is, the larger $\text{BR}(H \rightarrow \mu\bar{\tau})$ can be reached, while the same prediction for $\text{BR}(\mu \rightarrow e\gamma)$ is obtained for any value of M_R . We have already learnt this independence of the LFV radiative decays on M_R from the previous figure, which can be easily confirmed on the right panel of fig. 5, where all the lines for different values of M_R are superimposed. We observe again the existence of dips in the left panel of fig. 5. We also see in this figure that the smallest value of μ_X allowed by the $\text{BR}(\mu \rightarrow e\gamma)$ upper bound is $\mu_X \sim 5 \times 10^{-8}$ GeV, which is directly translated to a maximum allowed value of $\text{BR}(H \rightarrow \mu\bar{\tau}) \sim 10^{-11}$, for $M_R = 10^4$ GeV.

The dependence of $\text{BR}(H \rightarrow \mu\bar{\tau})$ and $\text{BR}(\mu \rightarrow e\gamma)$ on the lightest neutrino mass m_{ν_1} is studied in fig. 6, for several values of μ_X with $M_R = 10^4$ GeV and $R = I$. For the chosen parameters in this figure, a similar dependence on m_{ν_1} is observed in both observables, in which there is a flat behavior with m_{ν_1} except for values of $m_{\nu_1} \gtrsim 0.01$ eV. For these values, the LFV rates decrease as m_{ν_1} grows.

The behavior of $\text{BR}(l_m \rightarrow l_k \gamma)$ with m_{ν_1} can be understood from the fact that the flavor

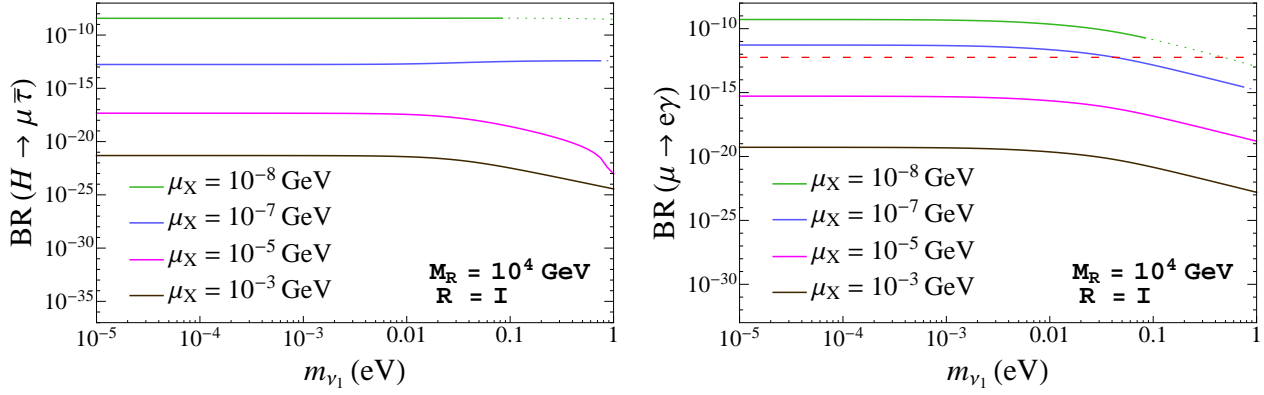


Figure 6: Branching ratios of $H \rightarrow \mu \bar{\tau}$ (left panel) and $\mu \rightarrow e \gamma$ (right panel) as functions of m_{ν_1} for different values of $\mu_X = (10^{-8}, 10^{-7}, 10^{-5}, 10^{-3})$ GeV from top to bottom. In both panels, $M_R = 10^4$ GeV and $R = I$. The horizontal red dashed line denotes the current experimental upper bound for $\mu \rightarrow e \gamma$, $\text{BR}(\mu \rightarrow e \gamma) < 5.7 \times 10^{-13}$ [28]. Dotted lines represent non-perturbative neutrino Yukawa couplings (see eq. (16)).

violation arises from the non-diagonal terms of $(Y_\nu Y_\nu^\dagger)_{km}$. In the simplified case of real R and U_{PMNS} matrices, for diagonal and degenerate M_R and μ_X , and by using eq. (11) and eq. (9), we find the following simple expression for the non-diagonal km elements:

$$\frac{v^2 (Y_\nu Y_\nu^\dagger)_{km}}{M_R^2} \approx \begin{cases} \frac{1}{\mu_X} (U_{\text{PMNS}} \sqrt{\Delta m^2} U_{\text{PMNS}}^T)_{km} & , \text{ for } m_{\nu_1}^2 \ll |\Delta m_{ij}^2|, \\ \frac{1}{\mu_X} \frac{(U_{\text{PMNS}} \Delta m^2 U_{\text{PMNS}}^T)_{km}}{2m_{\nu_1}} & , \text{ for } m_{\nu_1}^2 \gg |\Delta m_{ij}^2|, \end{cases} \quad (29)$$

where we have defined:

$$\Delta m^2 \equiv \text{diag}(0, \Delta m_{21}^2, \Delta m_{31}^2) , \quad (30)$$

and we have expanded properly m_{ν_2} and m_{ν_3} in eq. (13) in terms of m_{ν_1} and Δm_{ij}^2 . Therefore, using eqs. (28), (29) and (30), we conclude that the $\text{BR}(\mu \rightarrow e \gamma)$ rates have a flat behavior with m_{ν_1} for low values of $m_{\nu_1} \lesssim 0.01$ eV, but they decrease with m_{ν_1} for larger values, explaining the observed behavior in fig. 6.

By taking into account all the behaviors learnt above, we have tried to find an approximate simple formula that could explain the main features of the $\text{BR}(H \rightarrow \mu \bar{\tau})$ rates. As we have already said, in contrast to what we have seen for the LFV radiative decays in eq. (28), a simple functional dependence being proportional to $|(Y_\nu Y_\nu^\dagger)_{23}|^2$ is not enough to describe our results for the $\text{BR}(H \rightarrow \mu \bar{\tau})$ rates. Considering that, in the region where the Yukawa couplings are large, the LFVHD rates are dominated by diagrams (1), (8) and (10), we have looked for a simple expression that could fit properly the contributions from these dominant diagrams. From this fit we have found the following approximate formula:

$$\text{BR}_{H \rightarrow \mu \bar{\tau}}^{\text{approx}} = 10^{-7} \frac{v^4}{M_R^4} \left| (Y_\nu Y_\nu^\dagger)_{23} - 5.7 (Y_\nu Y_\nu^\dagger Y_\nu Y_\nu^\dagger)_{23} \right|^2, \quad (31)$$

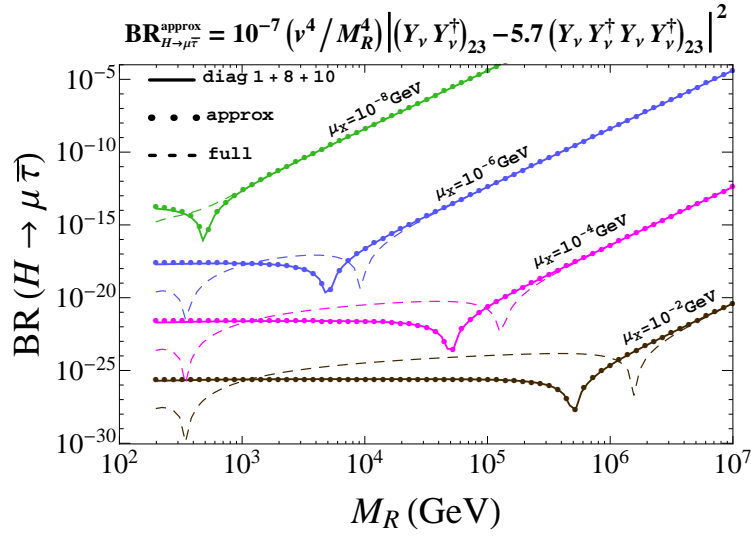


Figure 7: Comparison between the predicted rates for $\text{BR}(H \rightarrow \mu\bar{\tau})$ taking: 1) the full one-loop formulas (dashed lines); 2) just the contributions from diagrams (1), (8) and (10) of fig. 1 (solid lines), and 3) the approximate formula of eq. (31) (dotted lines)

which turns out to work reasonably well. In fig. 7 we show the predicted rates of $\text{BR}(H \rightarrow \mu\bar{\tau})$ with 1) the full one-loop formulas (dashed lines); 2) taking just the contributions from diagrams (1), (8) and (10) of fig. 1 (solid lines), and 3) using eq. (31) (dotted lines). We see clearly that this eq. (31) reproduces extremely well the contributions from diagrams (1), (8) and (10) and approximates reasonably well the full rates. The approximation is pretty good indeed for the M_R region above the dips. The change of functional behavior with M_R in the two different M_R regions, from nearly flat with M_R in the approximate result to fast growing as $\sim M_R^4$, gives also a reasonable approach to the full result, as well as the appearance of dips. The location of the dips is however not so accurately described by the approximate formula, since in the region where the cancellation among the diagrams (1), (8) and (10) takes place the other diagrams (not considered in the fit) also contribute. Overall we find the approximate formula given by eq. (31) very useful for generic estimates in the ISS, which could be also applied to other parametrizations of the neutrino Yukawa couplings.

This particular choice for the fitting function can be easily understood using the electroweak interaction basis of eq. (1) and applying the mass insertion approximation (MIA). Looking at the finite contribution coming from diagrams (1), (8) and (10), we can see that, at the lowest order in the MIA, the Higgs decay amplitude has a similar behavior to the dimension 6 operator which governs the LFV radiative decays, which is proportional to:

$$\frac{v^2 (Y_\nu Y_\nu^\dagger)_{km}}{M_R^2}. \quad (32)$$

However, there are other contributions to the Higgs decays that are not present in the case of the radiative decays, owing to the different chiral structure of the lepton flavor violating operators. For example, having two mass insertions of LR type, one in each internal neutrino line of a loop like

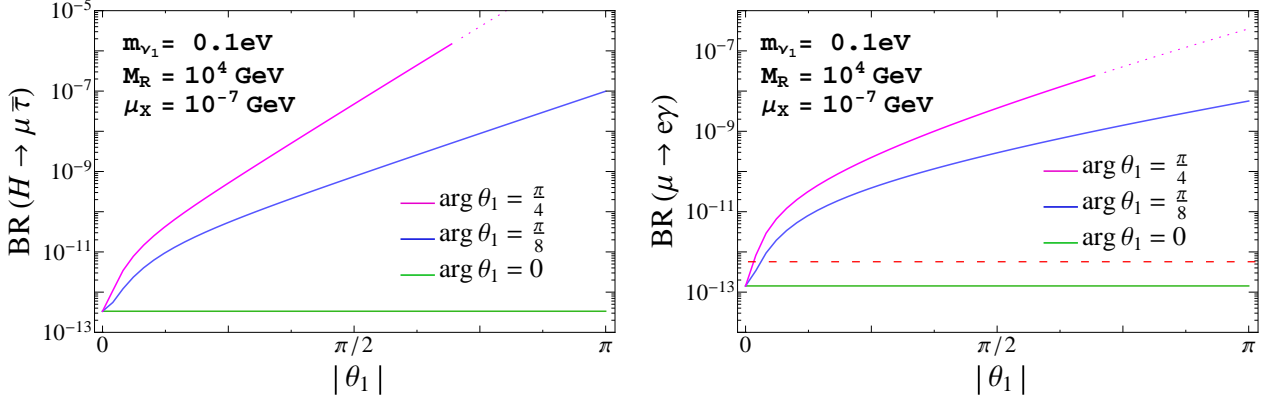


Figure 8: Branching ratios of $H \rightarrow \mu\bar{\tau}$ (left panel) and $\mu \rightarrow e\gamma$ (right panel) as functions of $|\theta_1|$ for different values of $\arg\theta_1$. In both panels, $M_R = 10^4$ GeV, $\mu_X = 10^{-7}$ GeV and $m_{\nu_1} = 0.1$ eV. The horizontal red dashed line denotes the current experimental upper bound for $\mu \rightarrow e\gamma$, $\text{BR}(\mu \rightarrow e\gamma) < 5.7 \times 10^{-13}$ [28]. Dotted lines represent non-perturbative neutrino Yukawa couplings (see eq. (16)).

that of diagram 1, will give a contribution to the amplitude proportional to:

$$\frac{v^2(Y_\nu Y_\nu^\dagger Y_\nu Y_\nu^\dagger)_{km}}{M_R^2}. \quad (33)$$

Then, using again eq. (11) and eq. (9), we find the following simple expression:

$$\frac{v^2(Y_\nu Y_\nu^\dagger Y_\nu Y_\nu^\dagger)_{km}}{M_R^2} = \frac{M_R^2}{v^2 \mu_X^2} \left(U_{\text{PMNS}} \Delta m^2 U_{\text{PMNS}}^T \right)_{km}. \quad (34)$$

Thus, we can clearly see from the above result that the second contribution in eq. (31) is the one that dominates at large M_R and low μ_X , i.e. at large Yukawa couplings, and, indeed, it reproduces properly the behavior of $\text{BR}(H \rightarrow \mu\bar{\tau})$ in this limit, with $\text{BR} \propto M_R^4/\mu_X^4$. It is also independent of m_{ν_1} , explaining the flat behavior in fig. 6 for low values of μ_X . Moreover, if the two contributions in eq. (31) have opposite signs, they will interfere destructively, leading to a dip in the decay rate when both contributions are of the same size. From eqs. (29) and (34), we can deduce that the position of the dip should verify $M_R^{-2} \mu_X \sim \text{constant}$, which is the behavior observed at large M_R in figs. 4 and 5. The other dips, which appear for $M_R \simeq 300$ GeV in fig. 4, come from a destructive interference between the other diagrams, as we have said.

Next, we display in fig. 8 the dependence of the $H \rightarrow \mu\bar{\tau}$ and $\mu \rightarrow e\gamma$ decay rates on $|\theta_1|$ for different values of $\arg\theta_1 = 0, \pi/8, \pi/4$, with $M_R = 10^4$ GeV, $\mu_X = 10^{-7}$ GeV and $m_{\nu_1} = 0.1$ eV. First of all, we highlight the flat behavior of both LFV rates with $|\theta_1|$ for real R matrix ($\arg\theta_1 = 0$), which is a direct consequence of the degeneracy of M_R and μ_X . In other words, the LFV rates for the degenerate heavy neutrinos case are independent on R if it is real. Once we abandon the real case and consider values of $\arg\theta_1$ different from zero, a strong dependence on $|\theta_1|$ appears. The larger $|\theta_1|$ and/or $\arg\theta_1$ are, the larger the LFV rates become. On the other hand, only values of $|\theta_1|$ lower than $\pi/32$ with $\arg\theta_1 = \pi/8$ in this figure are allowed by the $\mu \rightarrow e\gamma$ constraint, which allows us to reach values of $\text{BR}(H \rightarrow \mu\bar{\tau}) \sim 10^{-12}$ at the most. We have also explored the LFV rates as functions of complex θ_2 and θ_3 and we have reached similar conclusions as for θ_1 . Therefore, by

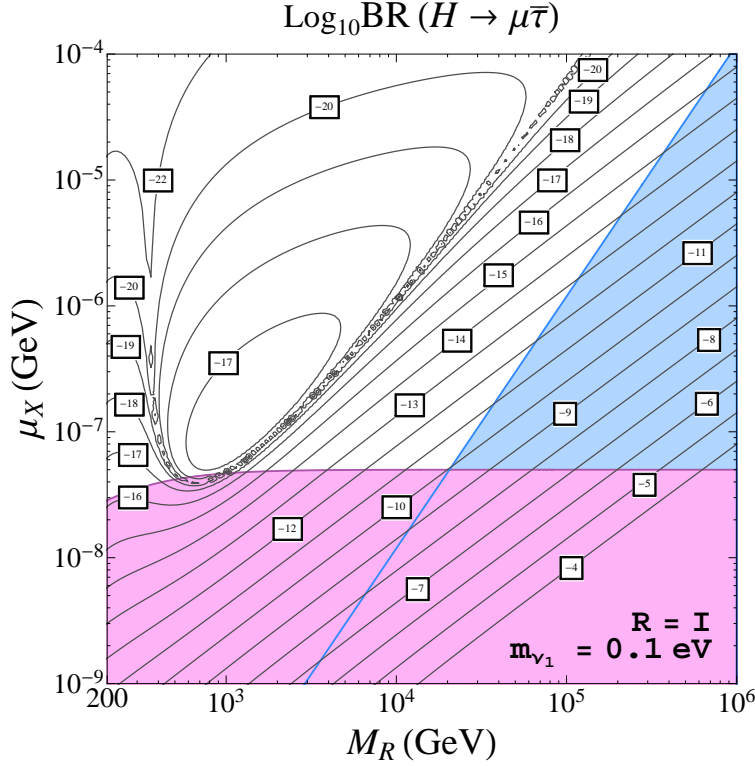


Figure 9: Contour lines of $\text{BR}(H \rightarrow \mu\bar{\tau})$ in the (M_R, μ_X) plane for $R = I$ and $m_{\nu_1} = 0.1 \text{ eV}$. The horizontal area in pink is excluded by the upper bound on $\text{BR}(\mu \rightarrow e\gamma)$. The oblique area in blue is excluded by the perturbativity requirement of the neutrino Yukawa couplings.

choosing complex $\theta_{1,2,3}$ the LFV Higgs decay rates that are allowed by the upper bounds on the radiative decays do not increase respect to the real case, which are equal to the previous $R = I$ reference case, due to the independence on real R , as we have already said.

Once we have studied the behavior of all the LFV observables considered here with the most relevant parameters, we next present the results for the maximum allowed LFV Higgs decay rates in the case of heavy degenerate neutrinos. The plot in fig. 9 shows the contour lines of $\text{BR}(H \rightarrow \mu\bar{\tau})$ in the (M_R, μ_X) plane for $R = I$ and $m_{\nu_1} = 0.1 \text{ eV}$. The horizontal area in pink is excluded by not respecting the present upper bound on $\text{BR}(\mu \rightarrow e\gamma)$. The oblique area in blue is excluded by not respecting the perturbativity of the neutrino Yukawa couplings. These contour lines summarize the previously learnt behavior with M_R and μ_X , which lead to the largest values for the LFVHD rates in the bottom right-hand corner of the plot, i.e. at large M_R and small μ_X . We also notice the appearance of dips in the (M_R, μ_X) plane which correspond to the previously commented dips in the previous figures. The most important conclusion from this contour plot is that the maximum allowed LFVHD rate is approximately $\text{BR}(H \rightarrow \mu\bar{\tau}) \sim 10^{-10}$ and it is found for $M_R \sim 2 \times 10^4 \text{ GeV}$ and $\mu_X \sim 5 \times 10^{-8} \text{ GeV}$. We have found similar conclusions for $\text{BR}(H \rightarrow e\bar{\tau})$.

Finally, in order to conclude with more generality, we try other different choices of the ISS parameters and present next the results in scatter plots by scanning over random input ISS parameters values within the following wide range:

$$(\mu_X)_{ij} \in [10^{-9}, 10^{-2}] \text{ GeV} , \quad m_{\nu_1} \in [10^{-5}, 2] \text{ eV} . \quad \theta_{1,2,3} \in [0, 2\pi] . \quad (35)$$

Notice that we have scanned over diagonal and non-diagonal entries in the μ_X matrix. In doing

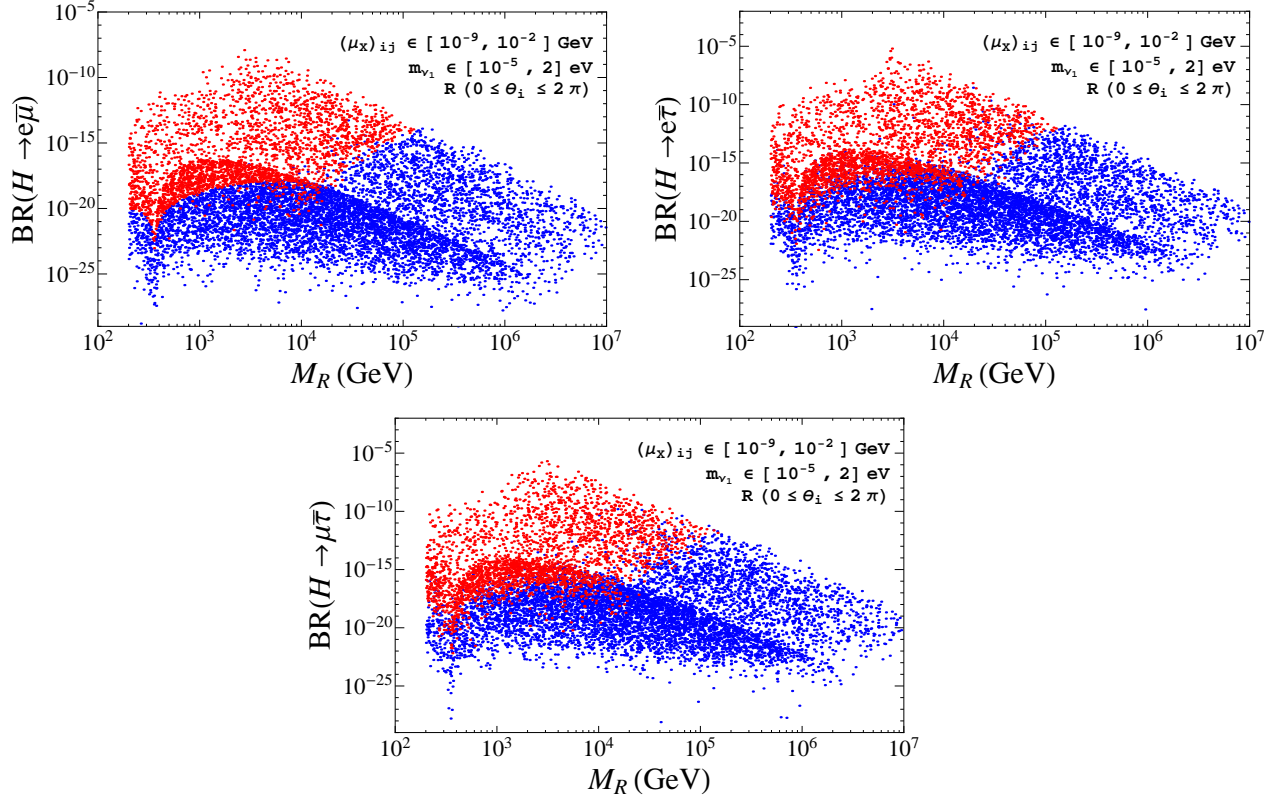


Figure 10: Scatter-plots for the LFV Higgs decays in the degenerate heavy neutrinos case as functions of M_R : $\text{BR}(H \rightarrow e\bar{\mu})$ (upper left panel), $\text{BR}(H \rightarrow e\bar{\tau})$ (upper right panel) and $\text{BR}(H \rightarrow \mu\bar{\tau})$ (lower panel). The input parameters are scanned over the intervals in eq. (35). Red points are disallowed by the experimental upper bound on $\text{BR}(\mu \rightarrow e\gamma)$ and the blue points are allowed by all the constraints.

these pots, we have checked that for every point randomly chosen the Casas-Ibarra parametrization validity is ensured by enforcing:

$$\|M_R\| > 10\|m_D\|, \quad \|m_D\| > 10^3\|\mu_X\|, \quad (36)$$

where we use the Frobenius norm, defined as:

$$\|A\| = \sqrt{\text{Tr}(A^\dagger A)}. \quad (37)$$

The corresponding scatter plots for the three studied Higgs decay channels, $\text{BR}(H \rightarrow e\bar{\mu})$, $\text{BR}(H \rightarrow e\bar{\tau})$ and $\text{BR}(H \rightarrow \mu\bar{\tau})$ are displayed in fig. 10. In all these plots the red points are excluded by the experimental upper bound on $\text{BR}(\mu \rightarrow e\gamma)$ and the blue points are allowed by all the constraints. The white areas without points in the upper left corner and in the upper right corner are excluded by not respecting eq. (36) or the perturbativity of the neutrino Yukawa couplings in eq. (16), respectively. From these scatter plots we then conclude that the maximum allowed LFVHD rates in the case of degenerate heavy neutrinos are $\text{BR}(H \rightarrow \mu\bar{\tau}) \sim 10^{-10}$, $\text{BR}(H \rightarrow e\bar{\tau}) \sim 10^{-10}$ and $\text{BR}(H \rightarrow e\bar{\mu}) \sim 10^{-13}$, respectively.

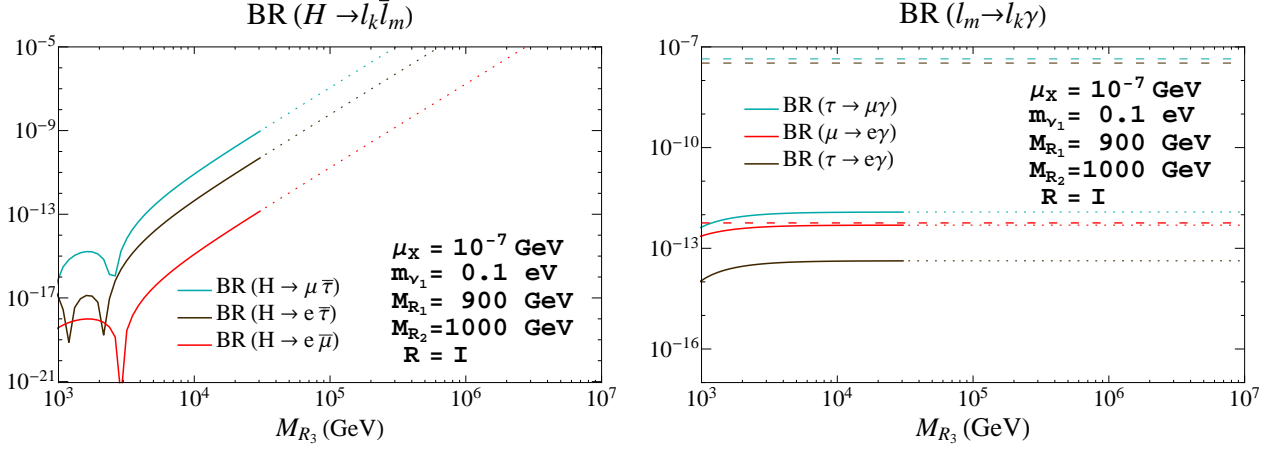


Figure 11: Predictions for the LFV decay rates as functions of M_{R_3} in the hierarchical heavy neutrinos case with $M_{R_1} < M_{R_2} < M_{R_3}$. Left panel: $\text{BR}(H \rightarrow \mu \bar{\tau})$ (upper blue line), $\text{BR}(H \rightarrow e \bar{\tau})$ (middle dark brown line), $\text{BR}(H \rightarrow e \bar{\mu})$ (lower red line). Right panel: $\text{BR}(\tau \rightarrow \mu \gamma)$ (upper blue line), $\text{BR}(\mu \rightarrow e \gamma)$ (middle red line), $\text{BR}(\tau \rightarrow e \gamma)$ (lower dark brown line). The other input parameters are set to $\mu_X = 10^{-7} \text{ GeV}$, $m_{\nu_1} = 0.1 \text{ eV}$, $M_{R_1} = 900 \text{ GeV}$, $M_{R_2} = 1000 \text{ GeV}$ and $R = I$. The dotted lines in both panels indicate non-perturbative neutrino Yukawa couplings. The horizontal dashed lines in the right panel are the present (90% CL) upper bounds on the radiative decays: $\text{BR}(\tau \rightarrow \mu \gamma) < 4.4 \times 10^{-8}$ [41] (blue line), $\text{BR}(\tau \rightarrow e \gamma) < 3.3 \times 10^{-8}$ [41] (dark brown line) and $\text{BR}(\mu \rightarrow e \gamma) < 5.7 \times 10^{-13}$ [28] (red line).

4.2 Hierarchical heavy neutrinos

The case of hierarchical heavy neutrinos refers here to hierarchical masses among generations and it is implemented by choosing hierarchical entries in the $M_R = \text{diag}(M_{R_1}, M_{R_2}, M_{R_3})$ matrix. As for the $\mu_X = \text{diag}(\mu_{X_1}, \mu_{X_2}, \mu_{X_3})$ matrix which introduces the tiny splitting within the heavy masses in the same generation we choose it here to be degenerate, $\mu_{X_{1,2,3}} = \mu_X$. We focus in the normal hierarchy $M_{R_1} < M_{R_2} < M_{R_3}$, since we have found similar conclusions for other hierarchies.

The results for the LFV rates in the $M_{R_1} < M_{R_2} < M_{R_3}$ hierarchical case are shown in fig. 11. This figure shows that the behavior of the LFV rates in the hierarchical case with respect to the heaviest neutrino mass M_{R_3} is very similar to the one found previously for the degenerate case with respect the common M_R . The $\text{BR}(H \rightarrow l_k \bar{l}_m)$ rates grow fast with M_{R_3} at large $M_{R_3} > 3000 \text{ GeV}$, whereas the $\text{BR}(l_m \rightarrow l_k \gamma)$ rates stay flat with M_{R_3} . Again, there are dips in the $\text{BR}(H \rightarrow l_k \bar{l}_m)$ rates due to the destructive interferences among the contributing diagrams. We also observe in this plot that, for the chosen parameters, the size that the $\text{BR}(H \rightarrow l_k \bar{l}_m)$ rates can reach in this hierarchical scenario are larger than in the previous degenerate case. For instance, $\text{BR}(H \rightarrow \mu \bar{\tau})$ reaches 10^{-9} at $M_{R_3} = 3 \times 10^4 \text{ GeV}$, to be compared with 10^{-10} at $M_R = 3 \times 10^4 \text{ GeV}$ that we got in fig. 2 for the degenerate case. We have found this same behavior of enhanced LFVHD rates, by approximately one order of magnitude in the hierarchical case as compared to the degenerate case in most of the explored parameter space regions.

This same enhancement can also be seen in the contour plot in fig. 12 where the maximum allowed $\text{BR}(H \rightarrow \mu \bar{\tau})$ rates reach values up to about 10^{-9} for $M_{R_1} = 900 \text{ GeV}$, $M_{R_2} = 1000 \text{ GeV}$, $M_{R_3} = 3 \times 10^4 \text{ GeV}$, $\mu_X = 10^{-7} \text{ GeV}$, and $R = I$. Finally, since in the hierarchical case, in contrast to the degenerate case, there is a dependence on the R matrix even if it is real, we have also

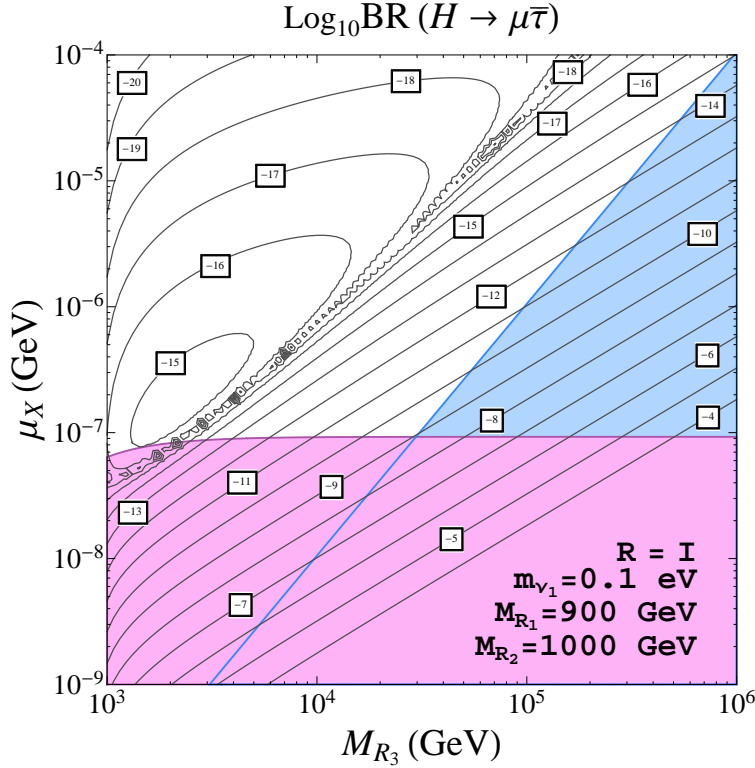


Figure 12: Contourlines of $\text{BR}(H \rightarrow \mu\bar{\tau})$ in the (M_{R_3}, μ_X) plane for $R = I$, $m_{\nu_1} = 0.1 \text{ eV}$, $M_{R_1} = 900 \text{ GeV}$ and $M_{R_2} = 1000 \text{ GeV}$. The horizontal area in pink is disallowed by the upper bound on $\text{BR}(\mu \rightarrow e\gamma)$. The oblique area in blue is disallowed by the perturbativity requirement of the neutrino Yukawa couplings.

explored the behavior with the real $\theta_{1,2,3}$ angles. We have found that for this particular hierarchy, $M_{R_1} < M_{R_2} < M_{R_3}$, there is near independence with θ_3 but there is a clear dependence with θ_1 and θ_2 , as it is illustrated in fig. 13. These plots show that the $\text{BR}(H \rightarrow l_k \bar{l}_m)$ rates for $\theta_{1,2} \neq 0$ can indeed increase or decrease respect to the reference $R = I$ case. In particular for $0 < \theta_1 < \pi$ we find that $\text{BR}(H \rightarrow \mu\bar{\tau})$ is always lower than for $R = I$, whereas $\text{BR}(H \rightarrow e\bar{\tau})$ can be one order of magnitude larger than for $R = I$ if θ_1 is near $\pi/2$. For the case of $0 < \theta_2 < \pi$, we find again that $\text{BR}(H \rightarrow \mu\bar{\tau})$ is always lower than for $R = I$, and $\text{BR}(H \rightarrow e\bar{\tau})$ can be one order of magnitude larger than for $R = I$ if θ_2 is near $\pi/4$. In this latter case, it is interesting to notice that the region of θ_2 close to $\pi/4$ where $\text{BR}(H \rightarrow e\bar{\tau})$ reaches the maximum value close to 10^{-9} is allowed by all the constraints. The results for the other decay $\text{BR}(H \rightarrow e\bar{\mu})$ are not shown here because they again give much smaller rates, as in the degenerate case. We have also tried other choices for the hierarchies among the three heavy masses $M_{R_{1,2,3}}$ and we have found similar conclusions.

5 Conclusions

In this paper we have studied the LFV Higgs decays $H \rightarrow l_k \bar{l}_m$ within the context of the Inverse Seesaw Model where three additional pairs (one pair per generation) of massive right-handed singlet neutrinos are added to the Standard Model particle content. We have presented a full one-loop computation of the $\text{BR}(H \rightarrow l_k \bar{l}_m)$ rates for the three possible channels, $l_k \bar{l}_m = \mu\bar{\tau}, e\bar{\tau}, e\bar{\mu}$, and have

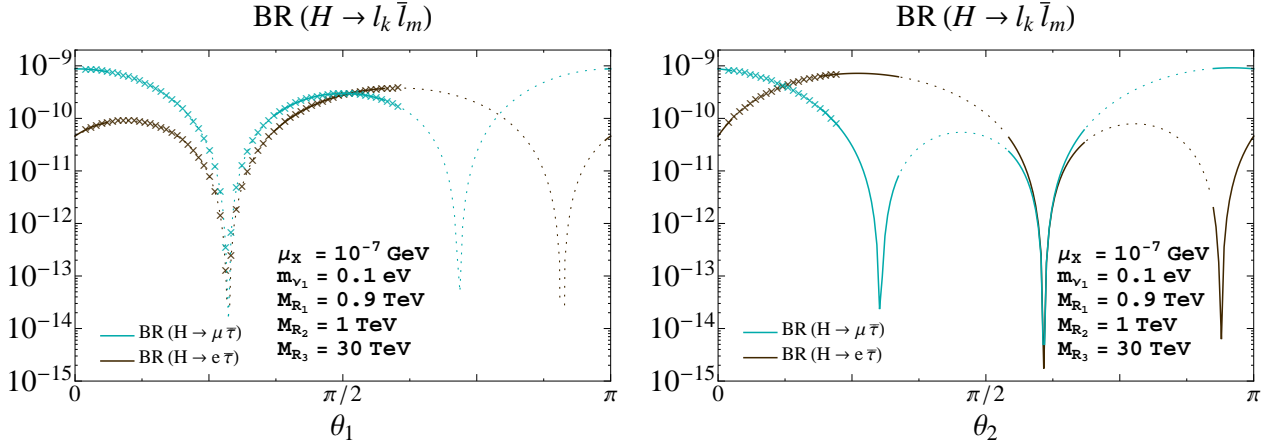


Figure 13: Predictions for $\text{BR}(H \rightarrow \mu \bar{\tau})$ (blue lines) and $\text{BR}(H \rightarrow e \bar{\tau})$ (dark brown lines) rates as function of real θ_1 (left panel) and θ_2 (right panel). The other input parameters are set to: $\mu_X = 10^{-7} \text{ GeV}$, $m_{\nu_1} = 0.1 \text{ eV}$, $M_{R_1} = 0.9 \text{ TeV}$, $M_{R_2} = 1 \text{ TeV}$, $M_{R_3} = 30 \text{ TeV}$, $\theta_2 = \theta_3 = 0$ in the left panel and $\theta_1 = \theta_3 = 0$ in the right panel. The dotted lines indicate non-perturbative neutrino Yukawa couplings and the crossed lines are excluded by the present upper bound on $\text{BR}(\mu \rightarrow e \gamma)$. The solid lines are allowed by all the constraints.

analyzed in full detail the predictions as functions of the various relevant ISS parameters. The most relevant parameters have been found to be $M_{R_{1,2,3}}$ and $\mu_{X_{1,2,3}}$. In addition, we have required that the input parameters of this ISS model be compatible with the present neutrino data and other constraints, like perturbativity of the neutrino Yukawa couplings and the present bounds for the three radiative decays $\mu \rightarrow e \gamma$, $\tau \rightarrow e \gamma$ and $\tau \rightarrow \mu \gamma$. To take control on this last requirement, we have studied along this paper in parallel to the LFV Higgs decays the correlated one-loop predictions for the radiative decays, $l_m \rightarrow l_k \gamma$ within this same ISS context. We have performed a systematic scan over the full ISS parameter space and consider both kind of scenarios for the right-handed neutrinos, with either degenerate masses or hierarchical masses. We conclude that the largest maximum LFV Higgs decay rates within the ISS which are allowed by all the constraints are for $\text{BR}(H \rightarrow e \bar{\tau})$ and $\text{BR}(H \rightarrow \mu \bar{\tau})$ and reach at most 10^{-10} for the degenerate heavy neutrino case and 10^{-9} for the hierarchical case. These rates, although many orders of magnitude larger than in other models of massive neutrinos, are however yet unreachable at present colliders, like the LHC.

Acknowledgements

This work is supported by the European Union FP7 ITN INVISIBLES (Marie Curie Actions, PITN-GA-2011- 289442), by the CICYT through the project FPA2012-31880, by the Spanish Consolider-Ingenio 2010 Programme CPAN (CSD2007-00042) and by the Spanish MINECO's "Centro de Excelencia Severo Ocho" Programme under grant SEV-2012-0249. E. A. is financially supported by the Spanish DGIID-DGA grant 2013-E24/2 and the Spanish MICINN grants FPA2012-35453 and CPAN-CSD2007-00042. X. M. is supported through the FPU grant AP-2012-6708.

Appendix A

For completeness, we collect here the analytical results for the LFV Higgs decay form factors in the Feynman 't Hooft gauge and expressed in the physical basis. These formulas are taken from ref. [29].

$$\begin{aligned}
F_L^{(1)} &= \frac{g^2}{4m_W^3} \frac{1}{16\pi^2} B_{l_k n_i} B_{l_m n_j}^* \left\{ m_{l_k} m_{n_j} [(m_{n_i} + m_{n_j}) \text{Re}(C_{n_i n_j}) + i(m_{n_j} - m_{n_i}) \text{Im}(C_{n_i n_j})] \tilde{C}_0 \right. \\
&\quad + (C_{12} - C_{11}) \left[(m_{n_i} + m_{n_j}) \text{Re}(C_{n_i n_j}) \left(-m_{l_k}^3 m_{n_j} - m_{n_i} m_{l_k} m_{l_m}^2 + m_{n_i} m_{n_j}^2 m_{l_k} + m_{n_i}^2 m_{n_j} m_{l_k} \right) \right. \\
&\quad \left. \left. + i(m_{n_j} - m_{n_i}) \text{Im}(C_{n_i n_j}) \left(-m_{l_k}^3 m_{n_j} + m_{n_i} m_{l_k} m_{l_m}^2 - m_{n_i} m_{n_j}^2 m_{l_k} + m_{n_i}^2 m_{n_j} m_{l_k} \right) \right] \right\} , \\
F_R^{(1)} &= \frac{g^2}{4m_W^3} \frac{1}{16\pi^2} B_{l_k n_i} B_{l_m n_j}^* \left\{ m_{n_i} m_{l_m} [(m_{n_i} + m_{n_j}) \text{Re}(C_{n_i n_j}) - i(m_{n_j} - m_{n_i}) \text{Im}(C_{n_i n_j})] \tilde{C}_0 \right. \\
&\quad + C_{12} \left[(m_{n_i} + m_{n_j}) \text{Re}(C_{n_i n_j}) \left(m_{l_m}^3 m_{n_i} - m_{n_i} m_{n_j}^2 m_{l_m} - m_{n_i}^2 m_{n_j} m_{l_m} + m_{n_j} m_{l_k}^2 m_{l_m} \right) \right. \\
&\quad \left. \left. + i(m_{n_j} - m_{n_i}) \text{Im}(C_{n_i n_j}) \left(-m_{l_m}^3 m_{n_i} + m_{n_i} m_{n_j}^2 m_{l_m} - m_{n_i}^2 m_{n_j} m_{l_m} + m_{n_j} m_{l_k}^2 m_{l_m} \right) \right] \right\} ,
\end{aligned}$$

where $C_{11,12} = C_{11,12}(m_{l_k}^2, m_H^2, m_W^2, m_{n_i}^2, m_{n_j}^2)$ and $\tilde{C}_0 = \tilde{C}_0(m_{l_k}^2, m_H^2, m_W^2, m_{n_i}^2, m_{n_j}^2)$.

$$\begin{aligned}
F_L^{(2)} &= \frac{g^2}{2m_W} \frac{1}{16\pi^2} B_{l_k n_i} B_{l_m n_j}^* m_{l_k} \left\{ -m_{n_j} [(m_{n_i} + m_{n_j}) \text{Re}(C_{n_i n_j}) + i(m_{n_j} - m_{n_i}) \text{Im}(C_{n_i n_j})] C_0 \right. \\
&\quad \left. + (C_{12} - C_{11}) [(m_{n_i} + m_{n_j})^2 \text{Re}(C_{n_i n_j}) + i(m_{n_j} - m_{n_i})^2 \text{Im}(C_{n_i n_j})] \right\} , \\
F_R^{(2)} &= -\frac{g^2}{2m_W} \frac{1}{16\pi^2} B_{l_k n_i} B_{l_m n_j}^* m_{l_m} \left\{ m_{n_i} [(m_{n_i} + m_{n_j}) \text{Re}(C_{n_i n_j}) - i(m_{n_j} - m_{n_i}) \text{Im}(C_{n_i n_j})] C_0 \right. \\
&\quad \left. + C_{12} [(m_{n_i} + m_{n_j})^2 \text{Re}(C_{n_i n_j}) + i(m_{n_j} - m_{n_i})^2 \text{Im}(C_{n_i n_j})] \right\} ,
\end{aligned}$$

where $C_{0,11,12} = C_{0,11,12}(m_{l_k}^2, m_H^2, m_W^2, m_{n_i}^2, m_{n_j}^2)$.

$$\begin{aligned}
F_L^{(3)} &= \frac{g^2}{16\pi^2} B_{l_k n_i} B_{l_m n_i}^* m_{l_k} m_W (C_{11} - C_{12}) , \\
F_R^{(3)} &= \frac{g^2}{16\pi^2} B_{l_k n_i} B_{l_m n_i}^* m_{l_m} m_W C_{12} ,
\end{aligned}$$

where $C_{11,12} = C_{11,12}(m_{l_k}^2, m_H^2, m_{n_i}^2, m_W^2, m_W^2)$.

$$\begin{aligned}
F_L^{(4)} &= -\frac{g^2}{4m_W} \frac{1}{16\pi^2} B_{l_k n_i} B_{l_m n_i}^* m_{l_k} \left\{ m_{l_m}^2 (C_{12} - 2C_{11}) + m_{n_i}^2 (C_{11} - C_{12}) - m_{n_i}^2 C_0 \right\} , \\
F_R^{(4)} &= -\frac{g^2}{4m_W} \frac{1}{16\pi^2} B_{l_k n_i} B_{l_m n_i}^* m_{l_m} \left\{ \tilde{C}_0 + 2m_{l_m}^2 C_{11} + m_{n_i}^2 C_{12} + (m_{l_k}^2 - 2m_H^2)(C_{11} - C_{12}) + 2m_{n_i}^2 C_0 \right\} ,
\end{aligned}$$

where $C_{0,11,12} = C_{0,11,12}(m_{l_k}^2, m_H^2, m_{n_i}^2, m_W^2, m_W^2)$ and $\tilde{C}_0 = \tilde{C}_0(m_{l_k}^2, m_H^2, m_{n_i}^2, m_W^2, m_W^2)$.

$$\begin{aligned}
F_L^{(5)} &= -\frac{g^2}{4m_W} \frac{1}{16\pi^2} B_{l_k n_i} B_{l_m n_i}^* m_{l_k} \left\{ \tilde{C}_0 + 2m_{n_i}^2 C_0 + (m_{n_i}^2 + 2m_{l_k}^2) C_{11} + (m_{l_m}^2 - m_{n_i}^2 - 2m_H^2) C_{12} \right\} , \\
F_R^{(5)} &= \frac{g^2}{4m_W} \frac{1}{16\pi^2} B_{l_k n_i} B_{l_m n_i}^* m_{l_m} \left\{ m_{n_i}^2 C_0 + m_{l_k}^2 C_{11} + (m_{l_k}^2 - m_{n_i}^2) C_{12} \right\} ,
\end{aligned}$$

where $C_{0,11,12} = C_{0,11,12}(m_{l_k}^2, m_H^2, m_{n_i}^2, m_W^2, m_W^2)$ and $\tilde{C}_0 = \tilde{C}_0(m_{l_k}^2, m_H^2, m_{n_i}^2, m_W^2, m_W^2)$.

$$\begin{aligned} F_L^{(6)} &= \frac{g^2}{4m_W^3} \frac{1}{16\pi^2} B_{l_k n_i} B_{l_m n_i}^* m_{l_k} m_H^2 \{m_{n_i}^2 (C_0 + C_{11}) + (m_{l_m}^2 - m_{n_i}^2) C_{12}\} , \\ F_R^{(6)} &= \frac{g^2}{4m_W^3} \frac{1}{16\pi^2} B_{l_k n_i} B_{l_m n_i}^* m_{l_m} m_H^2 \{m_{n_i}^2 (C_0 + C_{12}) + m_{l_k}^2 (C_{11} - C_{12})\} , \end{aligned}$$

where $C_{0,11,12} = C_{0,11,12}(m_{l_k}^2, m_H^2, m_{n_i}^2, m_W^2, m_W^2)$.

$$\begin{aligned} F_L^{(7)} &= \frac{g^2}{2m_W} \frac{1}{16\pi^2} B_{l_k n_i} B_{l_m n_i}^* \frac{m_{l_m}^2 m_{l_k}}{m_{l_k}^2 - m_{l_m}^2} B_1 , \\ F_R^{(7)} &= \frac{g^2}{2m_W} \frac{1}{16\pi^2} B_{l_k n_i} B_{l_m n_i}^* \frac{m_{l_k}^2 m_{l_m}}{m_{l_k}^2 - m_{l_m}^2} B_1 , \\ F_L^{(8)} &= \frac{g^2}{4m_W^3} \frac{1}{16\pi^2} B_{l_k n_i} B_{l_m n_i}^* \frac{m_{l_k}}{m_{l_k}^2 - m_{l_m}^2} \{m_{l_m}^2 (m_{l_k}^2 + m_{n_i}^2) B_1 + 2m_{n_i}^2 m_{l_m}^2 B_0\} , \\ F_R^{(8)} &= \frac{g^2}{4m_W^3} \frac{1}{16\pi^2} B_{l_k n_i} B_{l_m n_i}^* \frac{m_{l_m}}{m_{l_k}^2 - m_{l_m}^2} \{m_{l_k}^2 (m_{l_m}^2 + m_{n_i}^2) B_1 + m_{n_i}^2 (m_{l_k}^2 + m_{l_m}^2) B_0\} , \end{aligned}$$

where $B_{0,1} = B_{0,1}(m_{l_k}^2, m_{n_i}^2, m_W^2)$.

$$\begin{aligned} F_L^{(9)} &= \frac{g^2}{2m_W} \frac{1}{16\pi^2} B_{l_k n_i} B_{l_m n_i}^* \frac{m_{l_m}^2 m_{l_k}}{m_{l_m}^2 - m_{l_k}^2} B_1 , \\ F_R^{(9)} &= \frac{g^2}{2m_W} \frac{1}{16\pi^2} B_{l_k n_i} B_{l_m n_i}^* \frac{m_{l_k}^2 m_{l_m}}{m_{l_m}^2 - m_{l_k}^2} B_1 , \\ F_L^{(10)} &= \frac{g^2}{4m_W^3} \frac{1}{16\pi^2} B_{l_k n_i} B_{l_m n_i}^* \frac{m_{l_k}}{m_{l_m}^2 - m_{l_k}^2} \{m_{l_m}^2 (m_{l_k}^2 + m_{n_i}^2) B_1 + m_{n_i}^2 (m_{l_k}^2 + m_{l_m}^2) B_0\} , \\ F_R^{(10)} &= \frac{g^2}{4m_W^3} \frac{1}{16\pi^2} B_{l_k n_i} B_{l_m n_i}^* \frac{m_{l_m}}{m_{l_m}^2 - m_{l_k}^2} \{m_{l_k}^2 (m_{l_m}^2 + m_{n_i}^2) B_1 + 2m_{n_i}^2 m_{l_k}^2 B_0\} , \end{aligned}$$

where $B_{0,1} = B_{0,1}(m_{l_m}^2, m_{n_i}^2, m_W^2)$.

$$\tilde{C}_0(p_2^2, p_1^2, m_1^2, m_2^2, m_3^2) \equiv B_0(p_1^2, m_2^2, m_3^2) + m_1^2 C_0(p_2^2, p_1^2, m_1^2, m_2^2, m_3^2) .$$

Notice that we have corrected the global sign of $F_L^{(1)}$, which was a typo in [29].

In all the previous formulas, summation over neutrino indices are understood. These run as $i, j = 1, \dots, 9$ for neutrinos, and $k, m = 1, \dots, 3$, for charged leptons. The loop functions conventions are as in [44–46].

References

- [1] G. Aad *et al.* [ATLAS Collaboration], Phys. Lett. B **716** (2012) 1 [arXiv:1207.7214 [hep-ex]].
- [2] S. Chatrchyan *et al.* [CMS Collaboration], Phys. Lett. B **716** (2012) 30 [arXiv:1207.7235 [hep-ex]].
- [3] G. Aad *et al.* [ATLAS Collaboration], Phys. Lett. B **726** (2013) 88 [arXiv:1307.1427 [hep-ex]].

- [4] S. Chatrchyan *et al.* [CMS Collaboration], JHEP **1306** (2013) 081 [arXiv:1303.4571 [hep-ex]].
- [5] CMS Collaboration, CMS-PAS-HIG-14-002.
- [6] R. N. Mohapatra, Phys. Rev. Lett. **56** (1986) 561.
- [7] R. N. Mohapatra and J. W. F. Valle, Phys. Rev. D **34** (1986) 1642.
- [8] J. Bernabeu, A. Santamaria, J. Vidal, A. Mendez and J. W. F. Valle, Phys. Lett. B **187** (1987) 303.
- [9] D. V. Forero, M. Tortola and J. W. F. Valle, Phys. Rev. D **86** (2012) 073012 [arXiv:1205.4018 [hep-ph]].
- [10] M. C. Gonzalez-Garcia, M. Maltoni, J. Salvado and T. Schwetz, JHEP **1212** (2012) 123 [arXiv:1209.3023 [hep-ph]].
- [11] F. Capozzi, G. L. Fogli, E. Lisi, A. Marrone, D. Montanino and A. Palazzo, arXiv:1312.2878 [hep-ph].
- [12] P. Minkowski, Phys. Lett. B **67** (1977) 421.
- [13] M. Gell-Mann, P. Ramond and R. Slansky, Conf. Proc. C **790927** (1979) 315 [arXiv:1306.4669 [hep-th]].
- [14] T. Yanagida, Conf. Proc. C **7902131** (1979) 95.
- [15] R. N. Mohapatra and G. Senjanovic, Phys. Rev. Lett. **44** (1980) 912.
- [16] R. H. Bernstein and P. S. Cooper, Phys. Rept. **532** (2013) 27 [arXiv:1307.5787 [hep-ex]].
- [17] A. Abada, D. Das, A. M. Teixeira, A. Vicente and C. Weiland, JHEP **1302** (2013) 048 [arXiv:1211.3052 [hep-ph]].
- [18] A. Abada, A. M. Teixeira, A. Vicente and C. Weiland, JHEP **1402** (2014) 091 [arXiv:1311.2830 [hep-ph]].
- [19] M. Blennow, E. Fernandez-Martinez, J. Lopez-Pavon and J. Menendez, JHEP **1007** (2010) 096 [arXiv:1005.3240 [hep-ph]].
- [20] J. Lopez-Pavon, S. Pascoli and C. -f. Wong, Phys. Rev. D **87** (2013) 9, 093007 [arXiv:1209.5342 [hep-ph]].
- [21] R. L. Awasthi, M. K. Parida and S. Patra, arXiv:1301.4784 [hep-ph].
- [22] A. Abada and M. Lucente, arXiv:1401.1507 [hep-ph].
- [23] C. -Y. Chen and P. S. B. Dev, Phys. Rev. D **85** (2012) 093018 [arXiv:1112.6419 [hep-ph]].
- [24] R. J. Abrams *et al.* [Mu2e Collaboration], arXiv:1211.7019 [physics.ins-det].
- [25] M. Aoki [DeeMe Collaboration], AIP Conf. Proc. **1441** (2012) 599.
- [26] Y. Kuno [COMET Collaboration], PTEP **2013** (2013) 022C01.
- [27] M. Aoki [PRISM/PRIME Collaboration], Letter of Intent, April 28th 2006 .

- [28] J. Adam *et al.* [MEG Collaboration], Phys. Rev. Lett. **110** (2013) 201801 [arXiv:1303.0754 [hep-ex]].
- [29] E. Arganda, A. M. Curiel, M. J. Herrero and D. Temes, Phys. Rev. D **71** (2005) 035011 [hep-ph/0407302].
- [30] M. Malinsky, T. Ohlsson, Z. -z. Xing and H. Zhang, Phys. Lett. B **679** (2009) 242 [arXiv:0905.2889 [hep-ph]].
- [31] G. 't Hooft, NATO Adv. Study Inst. Ser. B Phys. **59** (1980) 135.
- [32] M. C. Gonzalez-Garcia and J. W. F. Valle, Phys. Lett. B **216** (1989) 360.
- [33] B. Pontecorvo, Sov. Phys. JETP **6** (1957) 429 [Zh. Eksp. Teor. Fiz. **33** (1957) 549]. Z. Maki, M. Nakagawa and S. Sakata, Prog. Theor. Phys. **28** (1962) 870.
- [34] J. A. Casas and A. Ibarra, Nucl. Phys. B **618** (2001) 171 [hep-ph/0103065].
- [35] C. Kraus, B. Bornschein, L. Bornschein, J. Bonn, B. Flatt, A. Kovalik, B. Ostrick and E. W. Otten *et al.*, Eur. Phys. J. C **40** (2005) 447 [hep-ex/0412056].
- [36] V. N. Aseev *et al.* [Troitsk Collaboration], Phys. Rev. D **84** (2011) 112003 [arXiv:1108.5034 [hep-ex]].
- [37] A. Ilakovac and A. Pilaftsis, Nucl. Phys. B **437** (1995) 491 [hep-ph/9403398].
- [38] S. Heinemeyer, W. Hollik and G. Weiglein, Comput. Phys. Commun. **124** (2000) 76 [hep-ph/9812320].
- [39] S. Heinemeyer, W. Hollik and G. Weiglein, Eur. Phys. J. C **9** (1999) 343 [hep-ph/9812472].
- [40] G. Degrandi, S. Heinemeyer, W. Hollik, P. Slavich and G. Weiglein, Eur. Phys. J. C **28** (2003) 133 [hep-ph/0212020].
- [41] B. Aubert *et al.* [BaBar Collaboration], Phys. Rev. Lett. **104** (2010) 021802 [arXiv:0908.2381 [hep-ex]].
- [42] F. Deppisch and J. W. F. Valle, Phys. Rev. D **72** (2005) 036001 [hep-ph/0406040].
- [43] P. S. Bhupal Dev, R. Franceschini and R. N. Mohapatra, Phys. Rev. D **86** (2012) 093010 [arXiv:1207.2756 [hep-ph]].
- [44] G. Passarino and M. J. G. Veltman, Nucl. Phys. B **160** (1979) 151.
- [45] M. Bohm, H. Spiesberger and W. Hollik, Fortsch. Phys. **34** (1986) 687.
- [46] Electroweak corrections: Techniques and applications, W. J. P. Beenakker, 1989.