

KINEMATIC EFFECTS OF THE VELOCITY FLUCTUATIONS FOR DARK HALOS POPULATION IN Λ CDM MODEL

E. P. Kurbatov

Institute of astronomy, Russian Academy of Sciences

48 Pyatnitskaya st., Moscow, Russian Federation, 119017

kurbatov@inasan.ru

Abstract

There are many evidences that too many dark halos are predicted in Λ CDM cosmological model comparing to observations. The excess is seen with the galaxies in voids and with estimation of the virialized mass inside the Local Super-cluster and its surroundings. It is shown that with the use of cosmological velocity fluctuations it is possible to eliminate this contradiction staying in the Λ CDM cosmology. Based on formalism of Press and Schechter a model of dark halo population formation is developed with the kinematic effects in the dark matter are taken into account. With this model a quantitative explanation is obtained for the deficit of the virialized mass in the local Universe.

1. Introduction

The inconsistencies between the Λ CDM cosmological model and the observations relate to the distribution of the matter on scales lesser than the scale of homogeneity of the Universe. In particular note a deficient amount of virialized matter in the local Universe (Makarov and Karachentsev 2011). Counting mass of galaxies, virialized groups, and clusters of the Local Supercluster and its environs performed by many authors reveal the lack of mass inside the virialized objects, up to half of order (see references in Makarov and Karachentsev (2011)). According to the Makarov and Karachentsev (2011) catalog the estimation of the local density parameter inside a sphere of the radius 48 Mpc is about 0.08 ± 0.02 . As a possible explanation of that the authors proposed about 2/3 of the matter placed outside the virialized or even collapsed areas. Instead, this dark matter either concentrated in clumps or distributed diffusively. In favor of the idea of the dark clumps are observational data on weak lensing (Jee et al. 2005) and on disturbed galaxies (Karachentsev et al. 2006).

One of the generally accepted ideas on the Large-Scale Structure formation in the Universe is the hierarchical model. The formation of the virialized halo population in the Λ CDM model is represented as a continuous process of condensing and clustering of the structures which develop from density perturbations. Stochastic nature of this process is determined by the properties of the initial

cosmological fluctuations. As a result the hierarchical halo structure has formed consisting of galactic clusters, virialized groups, field galaxies or low-mass satellite galaxies. Press and Schechter (1974) proposed a simple model for evolution of the dark halo mass function. This model is being extended in later works helped to solve the problem completely in a good approximation. The extension of the PS model known as the Excursion-Set or the Extended PS (EPS) formalism (Bond et al. 1991; Lacey and Cole 1993) stands on two propositions: (i) the requirement for the perturbation to be virialized at a given time can be formulated in the terms of the density perturbation field at the linear stage of its evolution; (ii) the mass function is formulated for those of haloes which are on the top of the hierarchical structure, i.e. they are not found in another haloes. In this formulation the problem can be solved using the linear perturbation theory only.

In the formation process of the dark halo population the environment effects are of essential meaning leading to the loss of the halo mass or to the ejection of the haloes from the parent clusters. In a numerical model of Diemand et al. (2007) was shown that the most intensive mass loss happens before virialization of the parent halo. The already formed halo can gather up to 20% of its mass by the accretion of surrounding dark matter.

Despite of the quite obvious role of the environment effects they are not the only which able influence the halo population. E.g. in the paper of Valageas (2012) was shown that the velocity fluctuations in the dark matter (the author considered the Warm Dark Matter model, WDM) can affect the density fluctuations statistics on scales $\lesssim 0.1h^{-1}$ Mpc. The calculations were restricted to corrections for the power spectrum. The author hadn't found any considerable effect of the velocity fluctuations for the dark haloes population. Another drawback of the approach used by the author is requirement of the modification of the Λ CDM model.

An interesting question is the possibility of direct kinematic effect of the velocity fluctuations on the process of the formation of the individual halos as well as the population. It is well known that the velocity fluctuation grows among with the density fluctuations (Crocce and Scoccimarro 2006). Due to the moment conservation the halo during the formation process inherits velocity of the dark matter averaged on the volume of the fluctuation. When this halo has been involved in the formation process of the larger scale gravitational condensation its velocity may be large enough to leave the parent structure. This effect may have result in the overall dark haloes population.

The method of accounting of the kinematic effects in the dark halo population process is proposed in this Paper. The population evolutionary model was formulated on the base of the Excursion-Set theory (Bond et al. 1991; Lacey and Cole 1993) in terms of kinetic equation. A problem of the choice of the initial conditions and a problem of influence of the background structure were considered also.

In section 2 the EPS model was briefly examined. In section 3 the formation model for individual halo with the kinematic effects was proposed, and the kinetic equation for the mass function was obtained. In section 4 the model was applied to the problem of the virialized mass deficit in the local Universe. Conclusions are given in section 5.

2. Formation of population in the EPS model

2.1. Growth of the cosmological perturbations

In the Λ CDM model the Large-Scale Structure of the Universe formed from the growing fluctuations of density and velocity in the cold dark matter. Evolution law of the structures with characteristic mass m can be linked to the properties of the overdensity field $\delta \equiv (\rho - \rho_{\text{cr},0})/\rho_{\text{cr},0}$ averaged on the volume containing mass m . The averaging defined as a convolution of the field with a filter W :

$$\delta(a, \mathbf{x}, m) = \int d^3x' W(\mathbf{x}' - \mathbf{x}, m) \delta(a, \mathbf{x}') , \quad (1)$$

where a is the scale factor, it is connected to the redshift z as $a = 1/(z + 1)$; m is the halo mass. The same in terms of the Fourier transform¹:

$$\tilde{\delta}(a, \mathbf{k}, m) = (2\pi)^{3/2} \tilde{W}(\mathbf{k}, m) \tilde{\delta}(a, \mathbf{k}) . \quad (2)$$

The „top-hat“ filter will be adopted hereinafter:

$$W(\mathbf{x}, m) = \frac{3}{4\pi X^3} \theta(X - x) , \quad (3)$$

$$(2\pi)^{3/2} \tilde{W}(\mathbf{k}, m) = 3 \frac{\sin kX - kX \cos kX}{k^3 X^3} , \quad (4)$$

where $X = [3m/(4\pi\Omega_{\text{m},0}\rho_{\text{cr},0})]^{1/3}$.

The random fluctuation field assumed to be Gaussian with zero mean, and delta-correlated by Fourier modes,

$$\langle \tilde{\delta}(a, \mathbf{k}) \tilde{\delta}^*(a, \mathbf{k}') \rangle = \delta_{\text{D}}(\mathbf{k} - \mathbf{k}') P(a, k) , \quad (5)$$

where δ_{D} is the Dirac's delta-function; $P(a, k)$ is the overdensity power spectrum on the moment corresponding to the scale factor a . Thereby on the spatial scale associated with the given mass m the overdensity field can be characterized by only variance which values are independent on spatial position:

$$S(a, m) \equiv \langle \delta^2(a, \mathbf{x}, m) \rangle = \int d^3k |\tilde{W}(\mathbf{k}, m)|^2 P(a, k) . \quad (6)$$

The velocity divergence fluctuations field $\theta \equiv \nabla_{\mathbf{x}}(a\dot{\mathbf{x}})$ have the same properties:

$$\langle \tilde{\theta}(a, \mathbf{k}) \tilde{\theta}^*(a, \mathbf{k}') \rangle = \delta_{\text{D}}(\mathbf{k} - \mathbf{k}') P_{\theta}(a, k) , \quad (7)$$

where $P_{\theta}(a, k)$ is the power spectrum of the field $\theta(a, \mathbf{x})$. Denote $\mathbf{v} \equiv a\dot{\mathbf{x}}$ field of the physical velocity determined relatively to the expanding Universe. Neglect the vortical part of the velocity fluctuations. In this case the velocity field is determined by the divergence field only:

$$\langle \tilde{\theta}(a, \mathbf{k}) \tilde{\theta}^*(a, \mathbf{k}') \rangle = \sum_{j,j'} k_j k_{j'}' \langle \tilde{v}_j(a, \mathbf{k}) \tilde{v}_{j'}^*(a, \mathbf{k}') \rangle = \delta_{\text{D}}(\mathbf{k} - \mathbf{k}') \sum_j k_j^2 \langle |\tilde{v}_j(a, \mathbf{k})|^2 \rangle . \quad (8)$$

¹The Fourier transform is defined as $\tilde{f}(\mathbf{k}) = (2\pi)^{-3/2} \int d^3x e^{i\mathbf{k}\mathbf{x}} f(\mathbf{x})$.

Define $P_v(a, k) \equiv \langle |\tilde{v}_j(a, \mathbf{k})|^2 \rangle$ power spectrum of the velocity in a given spatial direction (the velocity distribution assumed isotropic), then the power spectrum of the field \mathbf{v} will be

$$P_v(a, k) = \frac{P_\theta(a, k)}{k^2} , \quad (9)$$

for $k^2 = |\mathbf{k}|^2$.

On a large redshift the overdensity and velocity divergence amplitudes evolve by the linear law (Peebles 1980; Crocce and Scoccimarro 2006):

$$\tilde{\delta}(a, \mathbf{k}) = \frac{D}{D_i} \tilde{\delta}(a_i, \mathbf{k}) \equiv D \tilde{\delta}_L(\mathbf{k}) , \quad (10)$$

$$\tilde{\theta}(a, \mathbf{k}) = \frac{aHfD}{a_iH_i f_i D_i} \tilde{\theta}(a_i, \mathbf{k}) \equiv aHfD \tilde{\theta}_L(\mathbf{k}) , \quad (11)$$

where $H = H(a)$ is the Hubble parameter; $D = D(a)$ is the linear growth factor; $f \equiv d \ln D / d \ln a$; index „i“ means the initial time. Hereinafter with the index „L“ we will denote values reduced to the unit growth factor, i.e. not depending on the redshift. With the linear approximation for amplitudes the variances are subjects of the quadratic growth law:

$$S(a, m) = D^2 S_L(m) \quad (12)$$

$$S_v(a, m) = D_v^2 S_{v,L}(m) , \quad (13)$$

here denoted $D_v \equiv aHfD$. The situation of physical interest is when the initial overdensity and velocity divergence perturbations are proportional to each other. It can be shown (Crocce and Scoccimarro 2006) that in this case

$$\tilde{\delta}(a_i, \mathbf{k}) = -\frac{\tilde{\theta}(a_i, \mathbf{k})}{a_i H_i f_i} , \quad (14)$$

that is the power spectra of the fields $\tilde{\delta}_L(\mathbf{k})$ and $\tilde{\theta}_L(\mathbf{k})$ coincide.

Due to the momentum conservation, the perturbation as a whole inherits the velocity of the proto-halo matter, namely the volume averaged velocity:

$$\mathbf{v}(a, \mathbf{x}, m) = \int d^3 x' W(\mathbf{x}' - \mathbf{x}, m) \mathbf{v}(a, \mathbf{x}') . \quad (15)$$

Assume the proto-halo with mass M had the velocity $\mathbf{V}(a, \mathbf{X}, M)$. Then the variance of a spatial component of the velocity $v_j(a, \mathbf{x}, m)$ of a sub-halo with the mass m , in a first approximation does not depend neither position of the sub-halo inside the proto-halo nor the velocity of the proto-halo but the variance of the velocity field on the scale M^2 :

$$S_v(a, m, M) \equiv D_v^2 [S_{v,L}(m) - S_{v,L}(M)] . \quad (16)$$

²The close centers of the volumes M and m to each other, the better this approximation is (Hoffman and Ribak 1991). See also (Kurbatov 2014).

In the present Paper the Λ CDM parameters obtained in the Planck mission Planck Collaboration et al. (2013) were adopted: $h = 0.673$, $\Omega_{m,0} = 0.315$, $\Omega_{\Lambda,0} = 1 - \Omega_{m,0} = 0.685$, $\sigma_8 = 0.828$, $n_S = 0.9603$. The power spectrum of the overdensity fluctuations was calculated for these parameters with the use of CAMB (Lewis et al. 2000) (on-line interface to the LAMBDA (2013) project) for wavenumbers from 10^{-3} Mpc^{-1} to 2 Mpc^{-1} . Outside of this area the theoretical power spectrum was used with the power index n_S and the transfer function from the paper of Bardeen et al. (1986, p. 60) with the shape parameter $\Gamma \equiv h^2 \Omega_{m,0} = 0.14 \text{ Mpc}^{-1}$. Plots of the overdensity and velocity variances calculated in such the cosmological model are shown on the Fig. 1. The linear growth factor was adopted from the paper Bildhauer et al. (1992) using normalization $D(a \approx 0) = a$.

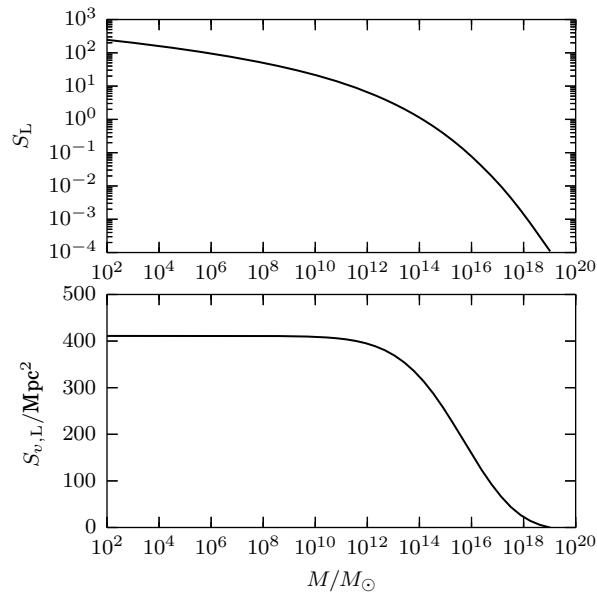


Fig. 1.— Dependence of the variance of overdensity fluctuations (upper panel) and variance of the velocity fluctuations (lower panel) on the mass scale.

2.2. Evolution of the mass function

The EPS model (Peacock and Heavens 1990; Bond et al. 1991) can be formulated with the excursion set approach as follows. Consider the overdensity fluctuations field $\delta(a, \mathbf{x}, m)$ of the mass scale m . If the perturbation is spherical it can be argued that its amplitude on the linear stage is determined by initial amplitude only (Peebles 1980), or equivalently $\delta_L(\mathbf{x}, m)$. This property can be used to choose the perturbations which collapse and virialize becoming halo to a given redshift. It's necessary to note however that some virialized halos are absorbed by more massive ones. Therefore, the only initial perturbations having part in the mass function counting are the most massive given the virialization redshift. These ideas may be represented as a typical problem of theory of the

stochastic processes. The stochastic process³ $\delta(S)$ starts from the point $\delta = 0$ at the parameter value $S = 0$ which means $m = \infty$. Its evolution obeys equation

$$\frac{d\delta}{dS} = \eta, \quad (17)$$

where η is Gaussian random value with zero mean, unit variance, and the correlation function $\langle \eta(S) \eta(S') \rangle = \delta_D(S - S')$ (Maggiore and Riotto 2010a). The mass m corresponding to the parameter value S when some threshold $\delta_c/D(z)$ has passed by the process for the first time is interpreted as the mass of the halo virialized to the given redshift z . A distribution function of these masses is the halo mass function sought-for. The value δ_c is the linear amplitude of the spherical overdensity perturbation (10) collapsing at the moment z . In the spherical collapse model (Peebles 1980) this value reduced to the unit growth factor is 1.686 approximately. In our case⁴

$$\delta_c = 1.686 D(z = 0). \quad (18)$$

The resulting halo mass function can be represented as a probability density (Bond et al. 1991; Lacey and Cole 1993)

$$f^{(0)}(z, S) = \frac{\omega}{\sqrt{2\pi S^3}} \exp\left(-\frac{\omega^2}{2S}\right) \quad (19)$$

or the cumulative distribution function

$$F^{(0)}(z, < S) = \int_0^S dS' f^{(0)}(z, S') = \text{erfc}\left(\frac{\omega}{\sqrt{2S}}\right), \quad (20)$$

where $\omega \equiv \delta_c/D(z)$ is introduced.

The value of the variance S or the mass of a halo with a largest formation rate at the given redshift correspond to the maximum of the function $\partial f^{(0)}/\partial \omega$ thus obeys to the equation $\omega^2 = (3 + \sqrt{6}) S$. Most part of the halos formed per unit time has the variance in the interval $\lg S = \lg[\omega^2/(3 + \sqrt{6})] \pm 0.5$. At large redshifts the interval can be estimated as

$$S \approx (0.15 \dots 1.5) (z + 1)^2. \quad (21)$$

It should be noted that the process $\delta(S)$ defined by the Eq. (1) for an appropriate filter does not agreed to Eq. (17) where the r.h.s. is delta-correlated. That is the process is not Markovian. Moreover the spherical collapse model is a quite rough approximation, and any possible deviations from the spherical symmetry are not considered neither in initial conditions nor from tidal action of environment. These issues can be resolved by corrections to the excursion set formalism (Bond et al. 1991; Maggiore and Riotto 2010a,b). However in the present Paper we will base on the simple case of the excursion set theory.

³Hereafter the index „L“ will be omitted as the redshift dependency will be denoted explicitly.

⁴In models of the EPS class the linear growth factor D is usually normalized to take unit value at $z = 0$ (Lacey and Cole 1993). In the present Paper the alternative normalization is used: $D(z) \approx 1/(z + 1)$ при $z \gg 1$. For cosmological parameters adopted here (see previous Sec.) we have $D(z = 0) \approx 0.788$.

3. Kinematic effects in the dark matter

3.1. Formation of a single halo

Transition of a spherical perturbation into halo takes place in four stages: initial expansion, detachment from the Hubble flow, compression, then virialization (Peebles 1980). A moment of the detachment or turnaround point located approximately in the middle between the start of the expansion and the virialization when the formation is completed (Peebles 1980). In the spherical collapse model the halo formation is described by motion of disjoint layers or test particles in the gravitational field of a point mass. The mass enclosed inside the layer is conserved at that. The perturbation to become collapsed at a given redshift z_f its linear overdensity must grow as (Lacey and Cole 1993)

$$\Delta(z) = \frac{D(z)}{D(z_f)} \frac{\delta_c}{D(z=0)} . \quad (22)$$

It was mentioned above that sub-halos have random velocities relatively to a parent halo. Consider a possibility that the velocity of the sub-halo is large enough to leave the proto-halo. Let's write an expression for mechanical energy of a test particle inside the parent proto-halo using physical coordinates, and neglecting the Λ -term:

$$E = \frac{\dot{\mathbf{r}}^2}{2} + \Phi . \quad (23)$$

At the large redshifts the overdensity amplitude of the parent proto-halo is low, thus the density distribution may be assumed uniform there. Gravitational potential in this case is

$$\Phi = -\frac{GM}{R} \left(\frac{3}{2} - \frac{r^2}{2R^2} \right) , \quad (24)$$

where M is the proto-halo mass; the scale R defined as a physical radius of the proto-halo at the turnaround, containing the mass M :

$$M = \frac{4\pi}{3} \rho_{\text{cr},0} \Omega_{\text{m},0} (1 + \Delta) \frac{R^3}{a^3} . \quad (25)$$

We formulate escape condition for the particle as the constraints for the energy value, $E > 0$, or:

$$(a\dot{x} + aHx)^2 > \frac{H_0^2 \Omega_{\text{m},0}}{a} X^2 (1 + \Delta) \left(\frac{3}{2} - \frac{x^2}{2X^2} \right) , \quad (26)$$

where $X = R/a$; $x = r/a$, $x \leq X$; $a < a_f$. The condition (26) defines the lower bound of the velocity value enough to leave the proto-halo:

$$\dot{x} > -Hx + \left[\frac{H_0^2 \Omega_{\text{m},0}}{a^3} X^2 (1 + \Delta) \left(\frac{3}{2} - \frac{x^2}{2X^2} \right) \right]^{1/2} . \quad (27)$$

Let's estimate the escape probability. Assume the following: (i) the test particle's location is near the edge of the proto-halo; (ii) the proto-halo collapses at a high redshift ($H \approx H_0 \Omega_{m,0}^{1/2} a^{-3/2}$); (iii) the amplitude of the proto-halo is low ($\Delta \ll 1$). Then the escape condition (27) takes the form

$$\dot{x} > \frac{1}{2} H X \Delta . \quad (28)$$

As the test particles in our formulation of the problem are the sub-halos. Multiply the last inequation on the scale factor a , then substitute into the l.h.s. the most probably value of the relative velocity modulus of the sub-halo inside the proto-halo, assuming the Gaussian distribution with zero mean and the variance (16). Also express X via the proto-halo mass. In the high- z limit the condition (27) takes the form

$$[S_v(m) - S_v(M)]^{1/2} \gtrsim 3(z_f + 1) \left(\frac{M}{10^{14} M_\odot} \right)^{1/3} M_{\text{PK}} . \quad (29)$$

It can be shown (see Appendix) that in not very strict conditions ($m \rightarrow 0$, $M < 10^{14} M_\odot$) the l.h.s. of the last inequation can be estimated as

$$[S_v(0) - S_v(M)]^{1/2} \approx 1.75 \{ \dots \} \left(\frac{M}{10^{14} M_\odot} \right)^{1/3} M_{\text{PK}} , \quad (30)$$

where expression in braces is slowly changing decreasing function of M (it takes value 200 when $M = 10^2 M_\odot$, and 1 when $M = 10^{14} M_\odot$). Adopting (29) we get (27) in the form

$$\{ \dots \} \gtrsim z_f + 1 . \quad (31)$$

The last inequation formally shows that for any z_f there are perturbations which masses are small enough to obey the escape condition. Needed to remember, however, that for any redshift there are the mass interval in which the halos mainly form, see Eq. (21). To sub-halo escape has an effect on the population formation process, the proto-halo mass must satisfy both Eqs. (21) and (29). This requirement can be represented as

$$\frac{S_v(0) - S_v(M)}{(M/10^{14} M_\odot)^{2/3} M_{\text{PK}}^2} \gtrsim S(M) . \quad (32)$$

Let's estimate both sides of this inequality in the low mass limit. For simplicity use the „k-sharp“ filter which Fourier image is $\tilde{W}(\mathbf{k}, M) = \theta(1 - kX)$. Then the overdensity and the velocity variances are

$$S(M) \propto \int_0^{X^{-1}(M)} dk k^2 P(k) \quad (33)$$

and

$$S_v(0) - S_v(M) \propto \int_{X^{-1}(M)}^\infty dk P(k) . \quad (34)$$

Calculating the differentials it's easy to show that

$$\frac{d}{dS} \frac{S_v(0) - S_v(M)}{M^{2/3}} \propto -1 + \frac{2X}{P(X^{-1})} \int_{X^{-1}}^{\infty} dk P(k) , \quad (35)$$

where the proportionality factor is a positive constant. We assumed also $k \equiv X^{-1}$. Define the power spectrum as $P(k) \equiv \Pi(k)/k^3$ then with formal integration of the r.h.s we obtain

$$\frac{d}{dS} \frac{S_v(0) - S_v(M)}{M^{2/3}} \propto \frac{1}{X^2 \Pi(X^{-1})} \int d\Pi' X'^2 \geq 0 . \quad (36)$$

If Π is a constant (it is true in a rough approximation) then the r.h.s. of (36) is zero. In a more strict approximation we have $\Pi \propto \ln^2(k/\Gamma)$ i.e. slowly growing function of the wavenumber (Bardeen et al. 1986). The conclusion is: the lesser proto-halo mass is, the lesser the probability for its sub-halos to escape. Given that the formation of the structures with time goes from the lesser masses to the greater ones, it can be argued that in the high redshift limit the sub-halo escape does not affect the formation of the dark halo population.

Let's denote $\sigma_v \equiv [S_v(m) - S_v(M)]^{1/2}$ the standard deviation of the 1-D velocity (reduced to the unit growth factor) of a sub-halo m relatively to a proto-halo M . The probability for the sub-halo velocity becomes greater than some v is

$$P_v(> v) = \text{erfc} \left(\frac{v}{\sqrt{2} \sigma_v} \right) + \frac{2}{\sqrt{\pi}} \frac{v}{\sqrt{2} \sigma_v} \exp \left(-\frac{v^2}{2\sigma_v^2} \right) . \quad (37)$$

Given the uniform spatial distribution of the sub-halos at the early stage of the proto-halo evolution, the probability for sub-halo m escape M formed at the redshift z_f , is

$$\chi_{\text{ej}}(z_f, M, m) \equiv \frac{3}{X^3} \int_0^X dx x^2 P_v(> v_{\text{ej}}) , \quad (38)$$

where a threshold velocity value v_{ej} is the r.h.s. of (27) reduced to the unit growth factor:

$$v_{\text{ej}} = -\frac{aH}{D_v} x + \left[\frac{H_0^2 \Omega_{\text{m},0}}{a D_v^2} X^2 (1 + \Delta) \left(\frac{3}{2} - \frac{x^2}{2X^2} \right) \right]^{1/2} . \quad (39)$$

Distribution of χ_{ej} for the sub-halos of low masses is shown at Fig. 2. Comparing the position of contour lines and the mass interval of proto-halos formed to a given era (the mass interval is bounded by thick dashed lines), we see that for the formation redshifts $z_f \lesssim 100$ the mass fraction of escaping sub-halos of the low masses is approximately constant for all z_f , and can be estimated as 30% roughly. The same is true in the case when the sub-halo mass is one-third of the proto-halo, but the escaping mass fraction is about 15% (see Fig. 3). Thereby, a significant fraction of the sub-halos can escape the parent proto-halo, thus avoiding the absorption.

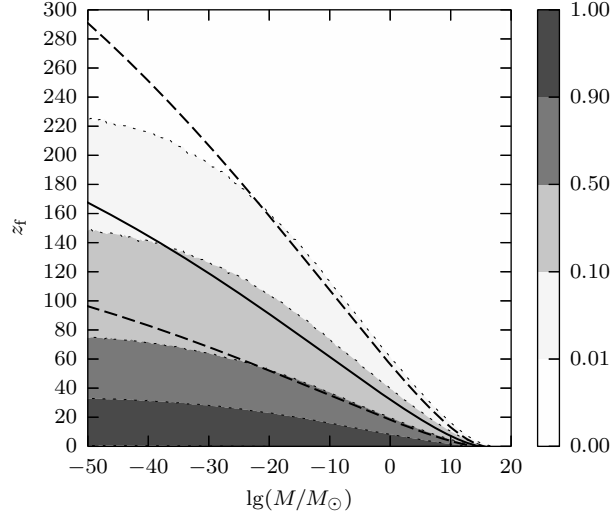


Fig. 2.— Isocurves of the probability of ejection of sub-halos as a function of proto-halo mass (horizontal axis) and redshift (vertical axis). The probability is estimated using Eq. (29) for sub-halo masses $m \rightarrow 0$. The solid curve marks the era of the most intensive formation proto-halo of a given mass. The major part of proto-halos formed at a given epoch, is bounded by the dashed lines.

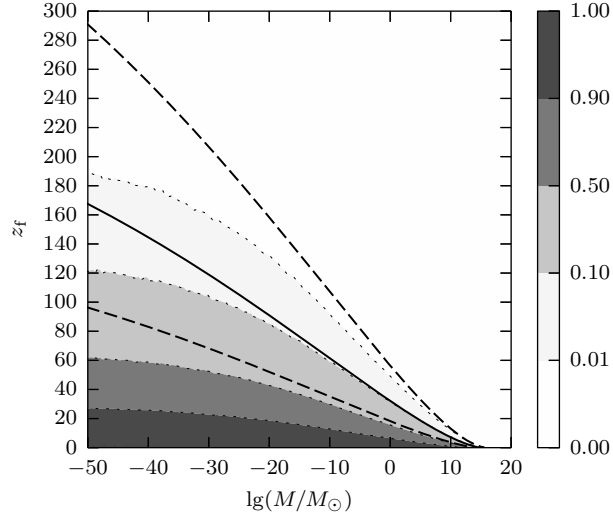


Fig. 3.— Same as on the Fig. 2, but the sub-halo masses are of order of the magnitude lower than the proto-halo mass.

3.2. Evolution of the mass function with the kinematic effects

In the standard excursion set approach a mass inside each collapsed perturbation is conserved during the collapse and equals to the subsequent halo mass. This suggestion makes realizations of

the random process $\delta(S)$ independent up to some small corrections noted above. As it became clear, proto-halos may lose a significant fraction of the sub-halos resulting in transition of the sub-halos to proto-halo of larger scales which undergo collapse at later times. Consequently, the values of $\delta(S)$ will correlate both in scales and redshifts. This fact makes it difficult to use the excursion set formalism explicitly.

Greater clarity can have an approach based on the kinetic equation, when the evolution of the mass function explicitly constructed as a result of the absorption process of the sub-halo by the large-scale perturbations. Let's write a joint probability of a halo formation, which mass corresponds to interval $(S_1, S_1 + dS_1)$, at a moment ω_1 , and a second halo $(S_2, S_2 + dS_2)$ at a moment ω_2 , given conditions $S_1 > S_2$ and $\omega_1 > \omega_2$:

$$p^{(0)}(\omega_1, S_1; \omega_2, S_2) dS_1 dS_2 = f^{(0)}(\omega_1, S_1 | \omega_2, S_2) f^{(0)}(\omega_2, S_2) dS_1 dS_2 = \quad (40)$$

$$= f^{(0)}(\omega_2, S_2 | \omega_1, S_1) f^{(0)}(\omega_1, S_1) dS_1 dS_2, \quad (41)$$

where $f^{(0)}(\omega, S)$ is the PS mass function (19). Reduce the joint probability, then obtain

$$\int_{S_2}^{\infty} dS_1 p^{(0)}(\omega_1, S_1; \omega_2, S_2) = f^{(0)}(\omega_2, S_2), \quad (42)$$

$$\int_0^{S_1} dS_2 p^{(0)}(\omega_1, S_1; \omega_2, S_2) = f^{(0)}(\omega_1, S_1). \quad (43)$$

The last relations suggest us a possible view of the kinetic equation:

$$\begin{aligned} -\frac{\partial f^{(0)}(\omega, S)}{\partial \omega} = \\ = \lim_{\Delta\omega \rightarrow 0+} \frac{1}{\Delta\omega} \left[\int_S^{\infty} dS' p^{(0)}(\omega + \Delta\omega, S'; \omega, S) - \int_0^S dS' p^{(0)}(\omega + \Delta\omega, S; \omega, S') \right]. \end{aligned} \quad (44)$$

There is a „minus“ sign at the l.h.s. of the Eq. (44) because the ω parameter decreases with the time. Terms in the r.h.s. are source and sink respectively.

According to the total probability formula (40, 41) the source and the sink can be written by the different ways. We choose the way which leads to the most familiar form of kinetic equation:

$$-\frac{\partial f^{(0)}(\omega, S)}{\partial \omega} = \lim_{\Delta\omega \rightarrow 0+} \frac{1}{\Delta\omega} \left[\int_S^{\infty} dS' f^{(0)}(\omega, S | \omega + \Delta\omega, S') f^{(0)}(\omega + \Delta\omega, S') - \right. \quad (45)$$

$$\left. - f^{(0)}(\omega + \Delta\omega, S) \int_0^S dS' f^{(0)}(\omega, S' | \omega + \Delta\omega, S) \right]. \quad (46)$$

„Transfer cross section“ here is the conditional PDF $f^{(0)}(\omega, S | \omega + \Delta\omega, S')$, and the unknown function is $f^{(0)}(\omega + \Delta\omega, S)$. Since the random process $\delta(S)$ is considered positive, it can be argued (Lacey and Cole 1993) that $f^{(0)}(\omega_1, S_1 | \omega_2, S_2) = f^{(0)}(\omega_1 - \omega_2, S_1 - S_2)$. Expression for conditional PDF $f^{(0)}(\omega_2, S_2 | \omega_1, S_1)$ can be obtained via the formula of total probability (40,41).

Let's modify the source and the sink of (45) in a way to allow the mass ejection from forming halos. Consider the probability $f^{(0)}(\omega, S | \omega + \Delta\omega, S') dS$, which is a mass fraction of fluctuations having variance interval from S to $S + dS$ and collapsing to a time ω , after each absorbs halo S' existing before at a time $\omega + \Delta\omega$. As the sub-halos S' may escape the proto-halo, this fraction may be lower. Denote $f(\omega, S)$ the unknown mass function. Consider the statistics of the fluctuations is not affected by the sub-halo ejection occurring in other proto-halos (those which became collapsed earlier). In this case product $[1 - \chi_{\text{ej}}(\omega, S, S')] f^{(0)}(\omega, S | \omega + \Delta\omega, S') f(\omega + \Delta\omega, S') dS$ gives contribution to the mass of the halo S from the side of sub-halos S' , which couldn't leave the parent. Then the mass fraction of all the halos that form during interval $\Delta\omega$ is

$$P_+(\omega + \Delta\omega, \omega, S) dS \equiv dS \int_S^\infty dS' [1 - \chi_{\text{ej}}(\omega, S, S')] f^{(0)}(\omega, S | \omega + \Delta\omega, S') f(\omega + \Delta\omega, S') . \quad (47)$$

Here $f(\omega + \Delta\omega, S')$ is the halo mass function formed to the time $\omega + \Delta\omega$. Expression (47) is a first component of the source. It correspond the mass redistribution after growth and virialization of the perturbations. Besides that we needed to take into account those of the sub-halos which leave the proto-halos and return to the population:

$$P_{+, \text{re}}(\omega + \Delta\omega, \omega, S) \equiv \int_0^S dS'' \chi_{\text{ej}}(\omega, S'', S) f^{(0)}(\omega, S'' | \omega + \Delta\omega, S) f(\omega + \Delta\omega, S) . \quad (48)$$

This term must incorporate to the source with negative sign.

The sink has two components also:

$$P_-(\omega + \Delta\omega, \omega, S) \equiv f(\omega + \Delta\omega, S) Q_-(\omega + \Delta\omega, \omega, S) , \quad (49)$$

$$P_{-, \text{re}}(\omega + \Delta\omega, \omega, S) \equiv f(\omega + \Delta\omega, S) Q_{-, \text{re}}(\omega + \Delta\omega, \omega, S) , \quad (50)$$

where

$$Q_-(\omega + \Delta\omega, \omega, S) \equiv \int_0^S dS'' [1 - \chi_{\text{ej}}(\omega, S'', S)] f^{(0)}(\omega, S'' | \omega + \Delta\omega, S) , \quad (51)$$

$$Q_{-, \text{re}}(\omega + \Delta\omega, \omega, S) \equiv \int_0^S dS'' \chi_{\text{ej}}(\omega, S'', S) f^{(0)}(\omega, S'' | \omega + \Delta\omega, S) . \quad (52)$$

After all substitutions the kinetic equation has the form:

$$-\frac{\partial f}{\partial \omega} = \lim_{\Delta\omega \rightarrow 0+} \frac{1}{\Delta\omega} [P_+ - P_{+, \text{re}} - (P_- - P_{-, \text{re}})] . \quad (53)$$

It's easy to show by evaluation that

$$\int_0^\infty dS (P_+ + P_{-, \text{re}}) = \int_0^\infty dS (P_- + P_{+, \text{re}}) = 1 . \quad (54)$$

Expressions (53) and (54) reveal that the normalization of the PDF f is conserved with the time. Note also that $P_{+,re} = P_{-,re}$. Let's finally rewrite the equation (53) using Taylor expansion in $\Delta\omega$, then obtain a recurrent procedure for calculation of the mass function:

$$f(\omega, S) = f(\omega + \Delta\omega, S) + P_+(\omega + \Delta\omega, \omega, S) - f(\omega + \Delta\omega, S) Q_-(\omega + \Delta\omega, \omega, S) + \mathcal{O}(|\Delta\omega|^2) . \quad (55)$$

Neglecting the quadratic residue, the recurrent relation (55) can be written as

$$f(\omega, S) = \int_0^\infty dS' r(\omega, S | \omega + \Delta\omega, S') f(\omega + \Delta\omega, S') , \quad (56)$$

for

$$r(\omega, S | \omega + \Delta\omega, S') = \theta(S' - S) q(\omega, S | \omega + \Delta\omega, S') + \quad (57)$$

$$+ \delta_D(S - S') - \delta_D(S - S') \int_0^{S'} dS'' q(\omega, S'' | \omega + \Delta\omega, S') , \quad (58)$$

and also denoted

$$q(\omega, S | \omega + \Delta\omega, S') \equiv [1 - \chi_{ej}(\omega, S, S')] f^{(0)}(\omega, S | \omega + \Delta\omega, S') . \quad (59)$$

The representation (56) is useful for numerical solving the kinetic equation by Monte-Carlo method. One step of the solving procedure may looks like this:

- (a) generate the random value S' given initial PDF $f(\omega, S')$;
- (b) generate the random value S accordingly to the transition PDF (57);
- (c) redefine $\omega - \Delta\omega \mapsto \omega$, $S \mapsto S'$ and go to (b).

A cumulative transfer distribution function is more useful for this algorithm than the PDF:

$$\int_0^S dS'' r(\omega, S'' | \omega + \Delta\omega, S') = \begin{cases} \int_0^S dS'' q(\omega, S'' | \omega + \Delta\omega, S') , & S \leq S' \\ 1 , & S > S' \end{cases} \quad (60)$$

Examples of how the sub-halo ejection affects the halo mass function are shown on Fig. 4. The escape probability assumed constant among these calculations. Also as the initial PDF the EPS mass function was used. It is clearly seen that the more the escape probability χ_{ej} the heavier the „tail“ of the low mass end (high S values) of the mass function, i.e. the evolution of the population effectively slow up as χ_{ej} increases.

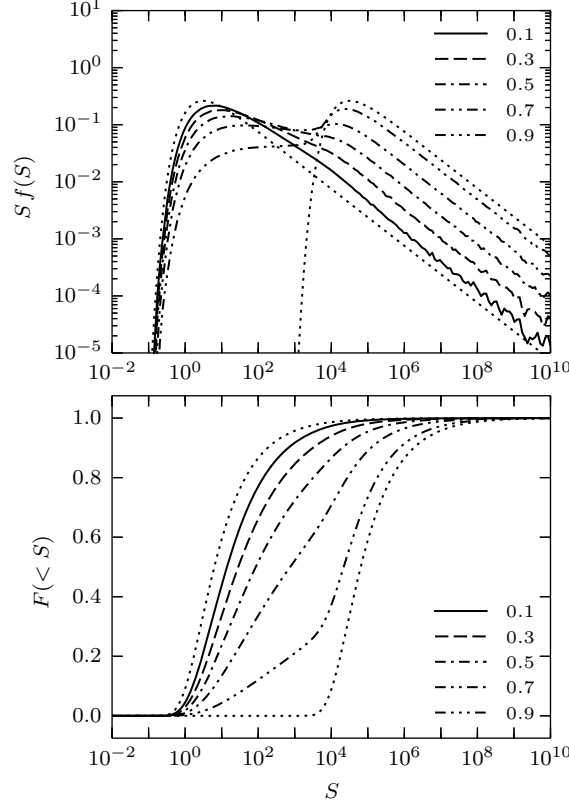


Fig. 4.— The mass function (PDF and the cumulative) for the case $\chi_{\text{ej}} \equiv \text{const}$. The rightmost dashed line designates the initial distribution at $z = 100$ for all runs. The leftmost dashed line designates the final distribution $z = 0$ for the case $\chi_{\text{ej}} = 0$. The intermediate curves correspond to various χ_{ej} (see the legend on the plot).

3.3. Choice of initial conditions

In the kinetic approach presented above it is possible to use an appropriate initial mass function. Thus, the problem of the choice of the initial conditions arises. According to the modern cosmological theory, Matter-dominated era started at $z \approx 3 \times 10^3$ (Gorbunov and Rubakov 2011). By the formal relation (21), structures with the variances $S \sim 10^6 \dots 10^7$ or masses $\lg(m/M_\odot) \ll -100$ should have formed at that era (see Appendix A). It is obvious however, that the masses of the structures couldn't be less than the mass of a hypothetical dark matter particle. If we take the value $m_{\text{DM}} = 100 \text{ GeV} \sim 10^{-55} M_\odot$ as the mass of the dark matter particle (this value corresponds to $S_{\text{DM}} \approx 10^4$), then the earliest structures may form at the redshifts as low as $z \sim 100$ (see (21)), and it is unlikely for structures to form at the higher redshifts. Finally, recalling the sub-halo escape model we see that the sub-halos can not escape at the redshifts greater than 250 (see Fig. 2). Considering all these observations, we assume the redshift value $z_i \equiv 300$ as the initial moment for all calculations below.

As the initial mass function we assume the cumulative distribution function

$$F(\omega_i, < S) = \begin{cases} F^{(0)}(\omega_i, < S) , & S \leq S_{\text{DM}} \\ 1 , & S > S_{\text{DM}} , \end{cases} \quad (61)$$

where $\omega_i = \delta_c/D(z_i)$. Note that $F^{(0)}(\omega_i, < S_{\text{DM}}) \sim 10^{-7}$.

In Fig. 5 the mass functions are plotted for the different redshifts. The initial mass function (61) peaks at the greater masses relatively to the peak of the EPS mass function (at $z = 300$ the EPS peaks at $S \sim 10^5$), so the mass function at the subseautent times is also shifted to the higher masses. However, since $z \lesssim 15$ the massive end of the distribution coincides to the EPS model. In general, the low mass end of the mass function is suppressed at all redshifts, because of absense of the structures of mass m_{DM} and lesser.

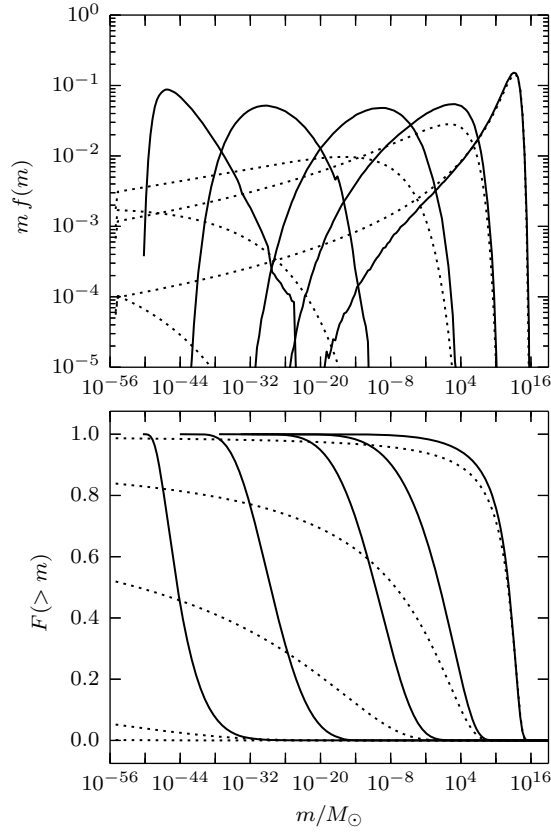


Fig. 5.— Mass function (PDF and the cumulative) for the case $\chi_{\text{ej}} = 0$ and the initial conditions Eq. (61). The dotted lines designates the PS mass functions. Five epochs represented on the plot (from lwft to right on both panels): $z = 250$, $z = 150$, $z = 50$, $z = 15$ и $z = 0$.

Obvious consequence of using the initial mass function proposed in this section is that the formation of the structures with masses lesser than m_{DM} is impossible. This property may be used

for analysis of the resolution effects of cosmological codes built on top of the N-body or grid methods. The lower possible mass scale in this application should correspond to the spatial resolution of the numerical method.

3.4. Accounting background structure

Effect of the low dense background structure (the supercluster or the void) can be considered in our model. Such a structure may be set in terms of the statistical constraints for the field of the overdensity fluctuations (Kurbatov 2014). Applying the constraints leads to considerable change in the modes statistics. E.g. the statistics is no more spatially uniform, the perturbations field „feels“ size and shape of the background structure. Thus, the halo mass function also changes. In the EPS theory the effects of the background was considered first in papers of Bond et al. (1991); Bower (1991), and investigated further in papers of Mo and White (1996); Sheth and Tormen (1999) and others. When deviation of density of the background structure is low, and the structure is large enough in all directions, the effect of the background presence can be accounted with the simple approach. Let's denote $S_B \equiv S(m_B)$ the variance of the overdensity fluctuations averaged over the background structure's mass scale m_B , then the variance of the field over the mass scale $m \ll m_B$ placed deep inside the background structure approximately is $S(m) - S_B$ (Hoffman and Ribak 1991; Kurbatov 2014). Same reasonings are true for the velocity fluctuations field also (this fact was already utilized when the escape criterion (16) was obtained).

In the papers Bond et al. (1991); Bower (1991) was shown that the large scale background structure can be easily applied to the PS mass function Eq. (19) by formal substitutions of the kind

$$\omega \mapsto \omega - \omega_B, \quad S \mapsto S - S_B \quad (62)$$

where ω_B is the background overdensity calculated via the linear law (10), and reduced to the unit growth factor:

$$\omega_B = \frac{D(z=0)}{D(z_i)} \Delta(z_i) = \frac{\delta_c}{D(z_f)}. \quad (63)$$

With a second identity in this expression it is possible to define a structure which collapses to a moment z_f . The equivalent description can be reached in the kinetic approach proposed in the previous section, if substitute (62) to the transfer PDF $f^{(0)}(\omega, S | \omega + \Delta\omega, S')$.

The same substitutions may be utilized in the model with kinematic effects. It should be noted however, that the substitutions (62) must not be applied to escape probability $\chi_{ej}(\omega, S, S')$ because in fact the probability depends on the redshift and the halo mass, but not the overdensity threshold and the overdensity variance. Moreover, the velocity variance is already entered to Eq. (38) as the difference, hence its value does not change as the velocity field is biased, if these changes have the form (62). Finally the transfer cross section is

$$q(\omega, S | \omega + \Delta\omega, S') = [1 - \chi_{ej}(\omega, S, S')] f^{(0)}(\omega - \omega_B, S - S_B | \omega - \omega_B + \Delta\omega, S' - S_B), \quad (64)$$

where $\omega_B \equiv \delta_B/D$. Note that the initial conditions (61) must not undergo the transformation (62).

4. Virialized matter in the local Universe

Mass counts of the galaxies, virialized groups of galaxies, and clusters, made by many authors reveal a lack of the mass inside virialized objects, up to the factor three (see references in Makarov and Karachentsev (2011)) comparing to predictions of Λ CDM model. According to the catalog Makarov and Karachentsev (2011) local density parameter of the matter

$$\Omega_m \equiv \frac{3M_{m,tot}}{4\pi\rho_{cr,0}D^3}, \quad (65)$$

may be estimated as 0.08 ± 0.02 . Here $M_{m,tot}$ is the total mass of the matter inside a sphere of radius D . The authors of the catalog proposed some explanations of the deficiency. The most plausible of them is the suggestion about possibility that the essential part of the dark matter in the Universe (about 2/3) is scattered outside the virial or collapsing regions being distributed diffusively or concentrated in dark „clumps“ (Makarov and Karachentsev 2011). As some of the evidence of existence of the dark clumps may be the observations of weak lensing events (Natarajan and Springel 2004; Jee et al. 2005), and properties of the disturbed dwarf galaxies (Karachentsev et al. 2006).

The estimate $\Omega_m = 0.08 \pm 0.02$ was obtained in the paper Makarov and Karachentsev (2011) via the total mass of all virialized groups of galaxies having velocities up to 3500 km/s. To estimate the distances and masses the authors used Hubble parameter’s value 73 km/s Mpc. Thus the distance D can be estimated as $3500/73 \approx 48$ Mpc, and the estimate of the total mass of the matter (given $\Omega_{m,0} = 0.28$) is $1.92 \times 10^{16} M_\odot$. The value of the Hubble parameter adopted in the present paper is $H_0 = 67.3$ km/s Mpc, whence $D = 52$ Mpc, and the total mass is thus $M_{m,tot} \approx 2.33 \times 10^{16} M_\odot$. The variation of the Hubble parameter causes just a minor correction to the estimated galactic masses, about 8%. The estimation of the local matter density parameter changes more significantly and gives (when the masses of galaxies are corrected also) $\Omega_m = 0.068 \pm 0.017 = (0.22 \pm 0.05)\Omega_{m,0}$. The claims of the authors of the paper Makarov and Karachentsev (2011) were based on observational data of the virialized groups having masses above $\approx 3 \times 10^{10} M_\odot$, and containing at least two galaxies. Completeness of the sample was 82%. The mass distribution function of the virialized groups (see Fig. 8 in Makarov and Karachentsev (2011)) showed decreasing of objects with masses lesser than $10^{13} M_\odot$. This can be caused by absence of the field galaxies in the sample. In a further analysis we will use just a portion of the sample composed by the objects as massive as $10^{13} M_\odot$ and above. The reason is that this portion should more closely matches the mass distribution of the dark matter gravitational condensations.

According to EPS distribution the total mass fraction of the dark matter halos more massive than $10^{13} M_\odot$ is $M_m(> 10^{13} M_\odot)/M_{m,tot} \approx 0.27$, i.e. more than 2/3 of all the dark matter settles in halos with masses lesser than $10^{13} M_\odot$ (see Fig. 6). Calculation of the model presented in Section 3.2, performed neglecting the sub-halo escape but using the initial conditions (61) leads to approximately

the same distribution as the EPS predicts (dashed line on Fig. 6). The observational data (thick solid line on Fig. 6) show the deficient of the virialized halos, up to the factor two and a half comparing to the EPS prediction: $M_m(> 10^{13} M_\odot)/M_{m,\text{tot}} \approx 0.11$.

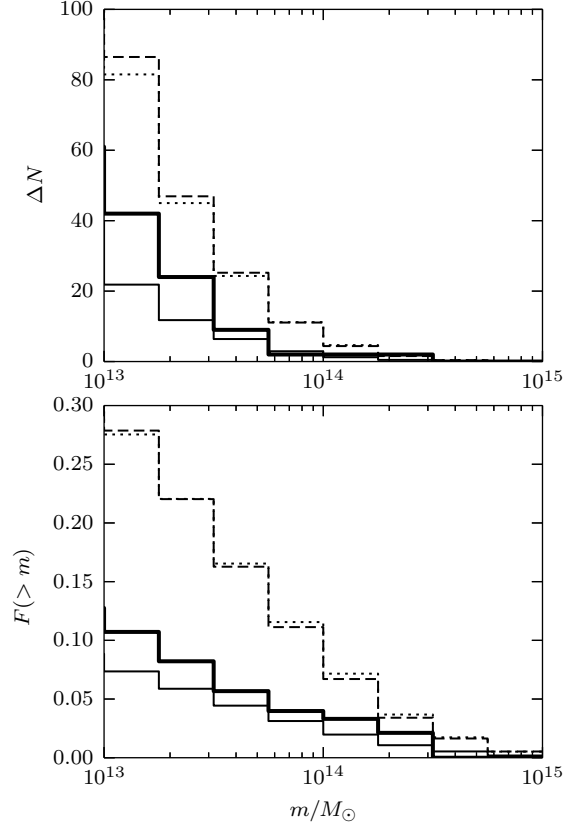


Fig. 6.— Mass function of the virialized structures with masses $> 10^{13} M_\odot$: by the catalog Makarov and Karachentsev (2011) (thick solid line); by the model with sub-halo ejection (thin solid line); by the model without ejection but with the initial conditions Eq. (61) (dashed line); by the PS model (dotted line).

Accounting for the effect of sub-halo escape in the presented model gives the cumulative fraction of all the massive halos about 0.08, i.e. slightly lesser than observed. The most part of the matter does not incorporated into the structures as massive as $10^{13} M_\odot$ and above becomes distributed nearly uniform by masses from $10^{-10} M_\odot$ (see Fig. 7). A quite good agreement between observed and theoretical distribution functions of the massive halos is mainly due to the fact that the differential distribution functions for both cases are nearly coincide at the masses from $3 \times 10^{13} M_\odot$ and above (see the top plot on Fig. 6), whereas two left bins on this plot give twice as much lack of the halos accordingly to the proposed theoretical model. While the uncertainties in estimations of the groups' masses can be as high as 20% (Makarov and Karachentsev 2011), average values of the observed mass function are systematically higher than of the theoretical one. This may be explained in two

ways:

- (i) Average matter density in the vicinities of the local Supercluster seems to be higher than cosmological value (Makarov and Karachentsev 2011). As a consequence of this the massive tail of the halo mass PDF should be heavier (Mo and White 1996; Kurbatov 2014).
- (ii) The proposed effect of mass decreasing of proto-halos may be overestimated as we didn't account for e.g. accretion of matter on the proto-halo from its environment. In paper Diemand et al. (2007) was shown that halo may accrete up to 20% of mass after virialization has finished, i.e. the accretion may partially compensate the escape process leading to effective decreasing of the escape probability χ_{ej} .

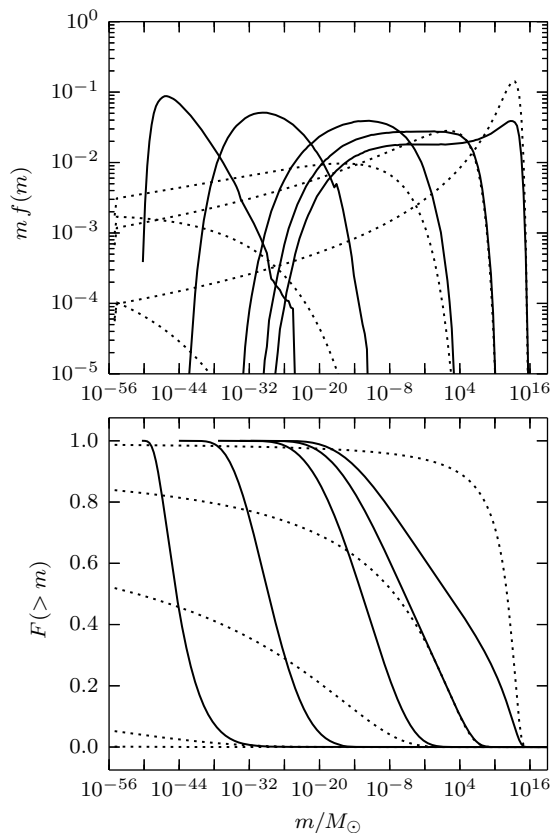


Fig. 7.— Mass function (PDF and the cumulative) calculated with Eq. (38). Lines indicate the same as on the Fig. 5.

In general there should be noted the good agreement between the observable mass function from the paper Makarov and Karachentsev (2011) and predictions of the model proposed in this paper.

5. Conclusions

In the presented paper the influence of the dark matter random velocities on formation of the dark halo population is considered. It is shown that this kinematic effect leads to escape of a significant fraction of sub-halos (up to 30%). However, on the redshifts greater than 250 the escape is negligible. On the moderate and small redshifts the escape probability is higher for sub-halos of low masses.

Using these considerations, the model of the dark halo population formation was proposed, based on the EPS theory. The model was built in the frame of kinetic approach where the source and the sink are explicitly describe the hierarchical merging process and the kinematic effects, and potentially may be used to account environmental effects. Special initial conditions were proposed to use with the kinetic equation, where the lowest possible halo mass exists corresponding to the dark halo particle's mass. The consequences of these initial conditions are systematic shift of the low-massive end of the mass distribution function towards high masses. The consequences of the sub-halo escape is redistribution of the massive halos towards lower masses. If no escape is included, the EPS mass function is the invariant solution of the kinetic equation.

The model developed in this paper allowed to quantitatively explain the observable deficiency of the virialized objects in the Local Universe, at least for galaxies with masses greater than $10^{13} M_{\odot}$. The missing matter is distributed over the low-mass halos. As these objects are not luminous they are out of observations.

Need to note that the kinetic approach proposed in this paper, with the initial conditions limiting the lowest possible halo mass, may be used for analysis of the resolution effects in cosmological numerical codes.

6. Application A

Let's obtain an approximate expression for overdensity variance reduced to unity scale factor:

$$S(M) = \int d^3k |\tilde{W}(\mathbf{k}, M)|^2 P(k) . \quad (66)$$

Assume „k-sharp“ filter with the Fourier image $\tilde{W}(\mathbf{k}, M) = \theta(1-kX)$, где $X = (3M/4\pi\Omega_{m,0}\rho_{cr,0})^{1/3}$. Then the variance is

$$S(M) = \frac{1}{2\pi^2} \int_0^{X_M^{-1}} dk k^2 P(k) . \quad (67)$$

The overdensity power spectrum for large wavenumbers may be written as (Bardeen et al. 1986)

$$P \approx A k^{n_s} \frac{\ln^2(2.34k/\Gamma)}{k^4} , \quad (68)$$

where constant A is defined by normalization σ_8 ; and $\Gamma = h^2 \Omega_{m,0} \text{ Mpc}^{-1}$. Assume $M \ll M_*$, then

$$S(M) \approx S(M_*) + \frac{A}{2\pi^2(1-n_S)^3\Gamma^{1-n_S}} \left[\frac{(1-n_S)^2 \ln^2 \varkappa + 2(1-n_S) \ln \varkappa + 2}{\varkappa^{1-n_S}} \right]_{(\Gamma X)^{-1}}^{(\Gamma X_*)^{-1}}. \quad (69)$$

Making all substitutions we obtain

$$S(M) \approx 1.29 + 10^4 [2.052 - (0.001 \lg^2 M_{14} - 0.062 \lg M_{14} + 2) M_{14}^{0.01323}] , \quad (70)$$

where $M_{14} \equiv M/10^{14} M_\odot$.

The variance of the velocity of a low mass sub-halo relatively to the parent halo can be estimated in a similar way. The variance on a mass scale M reduced to the unit growth factor is

$$S_v(M) = \int d^3k |\tilde{W}(\mathbf{k}, M)|^2 \frac{P(k)}{k^2} = S_v(0) - \frac{1}{2\pi^2} \int_{X^{-1}}^{\infty} dk P(k). \quad (71)$$

The relative velocity variance for low mass sub-halos is then

$$S_v(0) - S_v(M) \approx \frac{A}{2\pi^2\Gamma^{3-n_S}} \frac{(3-n_S)^2 \ln^2 \varkappa + 2(3-n_S) \ln \varkappa + 2}{(3-n_S)^3 \varkappa^{3-n_S}} \Big|_{\varkappa=(\Gamma X)^{-1}}. \quad (72)$$

Assume the power spectrum has unit spectral index $n_S = 1$. After all substitutions we have:

$$[S_v(0) - S_v(M)]^{1/2} \approx 1.75 [1.178 \lg^2 M_{14} - 3.55 \lg M_{14} + 3.17]^{1/2} M_{14}^{1/3}, \quad (73)$$

The expression in the square root is a slowly changing monotonic decreasing function of the proto-halo mass. Approximately it is 14 for $M = 10^2 M_\odot$ and unity for $M = 10^{14} M_\odot$.

REFERENCES

- LAMBDA – Legacy Archive for Microwave Background Data Analysis, 2013. URL <http://lambda.gsfc.nasa.gov/>.
- J. M. Bardeen, J. R. Bond, N. Kaiser, and A. S. Szalay. The statistics of peaks of Gaussian random fields. *ApJ*, 304:15–61, May 1986. doi: 10.1086/164143.
- S. Bildhauer, T. Buchert, and M. Kasai. Solutions in Newtonian cosmology - The pancake theory with cosmological constant. *A&A*, 263:23–29, September 1992.
- J. R. Bond, S. Cole, G. Efstathiou, and N. Kaiser. Excursion set mass functions for hierarchical Gaussian fluctuations. *ApJ*, 379:440–460, October 1991. doi: 10.1086/170520.
- R. G. Bower. The evolution of groups of galaxies in the Press-Schechter formalism. *MNRAS*, 248: 332–352, January 1991.

- M. Crocce and R. Scoccimarro. Renormalized cosmological perturbation theory. *Phys. Rev. D*, 73(6):063519–+, March 2006. doi: 10.1103/PhysRevD.73.063519.
- J. Diemand, M. Kuhlen, and P. Madau. Formation and Evolution of Galaxy Dark Matter Halos and Their Substructure. *ApJ*, 667:859–877, October 2007. doi: 10.1086/520573.
- D. S. Gorbunov and V. A. Rubakov. *Introduction to the Theory of the Early Universe: Hot Big Bang Theory*. World Scientific Publishing Co. Pte. Ltd., 5 Toh Tuck Link, Singapore 596224, 2011.
- Y. Hoffman and E. Ribak. Constrained realizations of Gaussian fields - A simple algorithm. *ApJ*, 380:L5–L8, October 1991. doi: 10.1086/186160.
- M. J. Jee, R. L. White, N. Benítez, H. C. Ford, J. P. Blakeslee, P. Rosati, R. Demarco, and G. D. Illingworth. Weak-Lensing Analysis of the $z \sim 0.8$ Cluster CL 0152-1357 with the Advanced Camera for Surveys. *ApJ*, 618:46–67, January 2005. doi: 10.1086/425912.
- I. D. Karachentsev, V. E. Karachentseva, and W. K. Huchtmeier. Disturbed isolated galaxies: indicators of a dark galaxy population? *A&A*, 451:817–820, June 2006. doi: 10.1051/0004-6361:20054497.
- E. P. Kurbatov. The mass function of dark halos in superclusters and voids. *Astronomy Reports*, 58:386–398, June 2014. doi: 10.1134/S1063772914060031.
- C. Lacey and S. Cole. Merger rates in hierarchical models of galaxy formation. *MNRAS*, 262:627–649, June 1993.
- A. Lewis, A. Challinor, and A. Lasenby. Efficient Computation of Cosmic Microwave Background Anisotropies in Closed Friedmann-Robertson-Walker Models. *ApJ*, 538:473–476, August 2000. doi: 10.1086/309179.
- M. Maggiore and A. Riotto. The Halo Mass Function from Excursion Set Theory. I. Gaussian Fluctuations with Non-Markovian Dependence on the Smoothing Scale. *ApJ*, 711:907–927, March 2010a. doi: 10.1088/0004-637X/711/2/907.
- M. Maggiore and A. Riotto. The Halo mass function from Excursion Set Theory. II. The Diffusing Barrier. *ApJ*, 717:515–525, July 2010b. doi: 10.1088/0004-637X/717/1/515.
- D. Makarov and I. Karachentsev. Galaxy groups and clouds in the local ($z \lesssim 0.01$) Universe. *MNRAS*, 412:2498–2520, April 2011. doi: 10.1111/j.1365-2966.2010.18071.x.
- H. J. Mo and S. D. M. White. An analytic model for the spatial clustering of dark matter haloes. *MNRAS*, 282:347–361, September 1996.
- P. Natarajan and V. Springel. Abundance of Substructure in Clusters of Galaxies. *ApJ*, 617:L13–L16, December 2004. doi: 10.1086/427079.

- J. A. Peacock and A. F. Heavens. Alternatives to the Press-Schechter cosmological mass function. *MNRAS*, 243:133–143, March 1990.
- P. J. E. Peebles. *The large-scale structure of the universe*. Princeton Univ. Press, Princeton, N.J., 1980.
- Planck Collaboration, P. A. R. Ade, N. Aghanim, C. Armitage-Caplan, M. Arnaud, M. Ashdown, F. Atrio-Barandela, J. Aumont, C. Baccigalupi, A. J. Banday, and et al. Planck 2013 results. XVI. Cosmological parameters. *ArXiv e-prints*, March 2013.
- W. H. Press and P. Schechter. Formation of Galaxies and Clusters of Galaxies by Self-Similar Gravitational Condensation. *ApJ*, 187:425–438, February 1974. doi: 10.1086/152650.
- R. K. Sheth and G. Tormen. Large-scale bias and the peak background split. *MNRAS*, 308:119–126, September 1999. doi: 10.1046/j.1365-8711.1999.02692.x.
- P. Valageas. Impact of a warm dark matter late-time velocity dispersion on large-scale structures. *Phys. Rev. D*, 86(12):123501, December 2012. doi: 10.1103/PhysRevD.86.123501.