

Low-energy excitations and quasielastic contribution to electron- and neutrino-nucleus scattering in the continuum random phase approximation

V. Pandey*, N. Jachowicz†, T. Van Cuyck, J. Ryckebusch, M. Martini

*Department of Physics and Astronomy,
Ghent University,
Proeftuinstraat 86,
B-9000 Gent, Belgium.*

We present a detailed study of a continuum random phase approximation approach to quasielastic electron-nucleus and neutrino-nucleus scattering. The formalism is validated by confronting (e, e') cross-section predictions with electron scattering data for the nuclear targets ^{12}C , ^{16}O , ^{40}Ca , in the kinematic region where quasielastic scattering is expected to dominate. We examine the longitudinal and transverse contributions to $^{12}\text{C}(e, e')$ and compare them with the available data. Further, we study the $^{12}\text{C}(\nu_\mu, \mu^-)$ cross sections relevant for accelerator-based neutrino-oscillation experiments. We pay special attention to low-energy excitations which can account for non-negligible contributions in measurements, and require a beyond-Fermi-gas formalism.

PACS numbers: 25.30.Pt, 13.15.+g, 24.10.Jv, 24.10.Cn, 21.60.Jz

I. INTRODUCTION

The quest for a completion of our knowledge of neutrino-oscillation parameters has made tremendous progress in recent years. Still, neutrino-oscillation experiments face a number of challenges. Major issues are the identification of the basic processes contributing to the neutrino-nucleus signal in a detector and the reduction of the systematic uncertainties. A thorough understanding of the complexity of the nuclear environment and its electroweak response at low and intermediate energies is required. Charged-current quasielastic (CCQE) processes account for a large share of the detected signal in many experiments. Although several cross section measurements have been performed [1–7], uncertainties connected to the electroweak responses persist [8, 9].

Despite substantial progress in the understanding of the different processes involved in the signal of neutrino-oscillation experiments, the simulation codes are primarily based on a Fermi-gas description of the nucleus. Relativistic Fermi Gas (RFG) based models are employed in Monte Carlo generators. The RFG provides a basic picture of the nucleus as a system of quasifree nucleons and takes into account the Fermi motion and Pauli blocking effects. The analysis of electron-scattering data suggests that at momentum transfers $q \approx 500$ MeV/c, the RFG model describes the general behavior of the quasielastic (QE) cross section sufficiently accurate, but its description becomes poor for smaller momentum transfers, where nuclear effects are more prominent. Since the neutrino flux in the oscillation experiments is distributed over energies from very low to a few GeV, the cross section picks up contributions from all energies. The low

excitation-energy cross sections do not receive proper attention in an RFG description. Furthermore, even at higher incoming neutrino energy, the contributions stemming from low transferred energies are not negligible. At low energy transfers, the nuclear structure certainly needs a beyond RFG description. Several studies emphasizing the low energy excitation in the framework of neutrino-nuclear interactions [10–14] have been performed. Those studies, however, have not been explicitly extended to explore the kinematics of MiniBooNE [15], T2K [16] and other similar experiments.

In this paper, we present a continuum random phase approximation (CRPA) approach for the description of QE electroweak scattering off the nucleus, crucial for accelerator-based neutrino-oscillation experiments. We pay special attention to low-energy nuclear excitations. In this context, the availability of a large amount of high-precision electron-nucleus scattering data is of the utmost importance, as it allows one to test the validity of the reaction model.

Several models have been developed to study electron-nucleus scattering and further generalized to describe neutrino-nucleus cross sections [17–34]. An extensive test against the inclusive quasielastic electron-scattering is performed within an RFG and plane-wave impulse approximation approach in Ref. [30] while a spectral function based approach is validated in Ref. [26]. The model we adopt takes a mean field (MF) description of nuclear dynamics as a starting point and additionally implements long-range correlations through a CRPA framework with an effective Skyrme nucleon-nucleon two-body interaction. We solve the CRPA equations by a Green’s function approach. Thereby, the polarization propagator is approximated by an iteration of its first-order contribution. In this way, the formalism implements the description of one-particle one-hole excitations out of the correlated nuclear ground state. To improve our description of the kinematics of the interaction at intermediate energies, we

*Vishvas.Pandey@UGent.be

†Natalie.Jachowicz@UGent.be

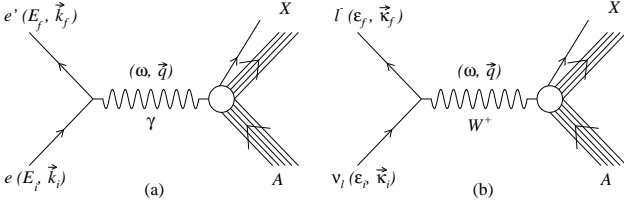


FIG. 1: The inclusive processes considered in this paper: (a) QE electron-nucleus and (b) CCQE neutrino-nucleus ($l = e, \mu, \tau$), where X is the undetected hadronic final state.

implemented an effective relativistic approach proposed in Refs. [27, 28, 35].

The article is organized as follows. In Sec. II, we outline the details of the QE electron and neutrino-nucleus cross section formalism. We describe the CRPA framework for calculating nuclear responses. Sec. III, is divided in two parts. In Sec. III A, we present numerical results of electron scattering cross sections (on a variety of nuclear targets), and responses (on ^{12}C) and compare them with the available data. In Sec. III B, we discuss neutrino-scattering results in the context of accelerator-based neutrino-oscillation experiments. We pay special attention to low-energy neutrino-induced nuclear excitations. Conclusions can be found in Sec. IV.

II. FORMALISM

In this section, we describe our CRPA-based approach for the calculation of the nuclear response for inclusive electron and neutrino-nucleus scattering in the QE region. This approach was successful in describing exclusive photo-induced and electron-induced QE processes [36, 37], and inclusive neutrino scattering at supernova energies [38–43]. We have also used this approach to calculate the inclusive CCQE antineutrino-nucleus scattering cross sections at intermediate energies [44]. Here, we are using an updated version of the same formalism.

We consider QE electron and CCQE neutrino scattering off a nucleus under conditions where the details of the final hadron state remain unobserved. As shown in Fig. 1, an incident electron (neutrino) with four-momentum E_i, \vec{k}_i ($\varepsilon_i, \vec{\kappa}_i$) scatters off a nucleus via the exchange of a photon (W -boson) and only the outgoing charged lepton with four-momentum E_f, \vec{k}_f ($\varepsilon_f, \vec{\kappa}_f$) is detected in the final state

$$e(E_i, \vec{k}_i) + A \rightarrow e'(E_f, \vec{k}_f) + X, \quad (1)$$

and

$$\nu_l(\varepsilon_i, \vec{\kappa}_i) + A \rightarrow l^-(\varepsilon_f, \vec{\kappa}_f) + X, \quad (2)$$

where l represents $e, \mu, \text{ or } \tau$. Further, A is the nucleus in its ground state $|J_i, M_i\rangle$ and X is the unobserved hadronic final state.

The double differential cross section for electron and neutrino-nucleus scattering of Eqs. (1) and (2) can be expressed as

$$\left(\frac{d^2\sigma}{d\omega d\Omega} \right)_e = \frac{\alpha^2}{Q^4} \left(\frac{2}{2J_i + 1} \right) E_f k_f \cos^2(\theta/2) \times \zeta^2(Z', E_f, |q|) \left[\sum_{J=0}^{\infty} \sigma_{L,e}^J + \sum_{J=1}^{\infty} \sigma_{T,e}^J \right], \quad (3)$$

and

$$\left(\frac{d^2\sigma}{d\omega d\Omega} \right)_\nu = \frac{G_F^2 \cos^2 \theta_c}{(4\pi)^2} \left(\frac{2}{2J_i + 1} \right) \varepsilon_f \kappa_f \times \zeta^2(Z', \varepsilon_f, |q|) \left[\sum_{J=0}^{\infty} \sigma_{CL,\nu}^J + \sum_{J=1}^{\infty} \sigma_{T,\nu}^J \right], \quad (4)$$

where α is the fine-structure constant, G_F is the Fermi coupling constant and θ_c is the Cabibbo angle. The direction of the outgoing lepton is described by the solid angle Ω . The lepton scattering angle is θ , the transferred four-momentum is $q^\mu(\omega, \vec{q})$ and $Q^2 = -q_\mu q^\mu$. Further, $\zeta(Z', E, |q|)$ is introduced in order to take into account the distortion of the lepton wave function in the Coulomb field generated by Z' protons, within a modified Effective Momentum Approximation [45].

The $\sigma_{L,e}^J$ (J denotes the multipole number) and $\sigma_{T,e}^J$ are the longitudinal and transverse components of the electron-nucleus scattering cross section, while $\sigma_{CL,\nu}^J$ and $\sigma_{T,\nu}^J$ are the Coulomb-longitudinal and transverse contributions of the neutrino-nucleus scattering cross section. In Fig. 2, we plot the strength obtained by adding the different multipole contributions to the cross section for incident neutrino energies from 0.1 GeV to 2.0 GeV. Naturally, the higher the energy of the incident particle, the more multipoles contribute to the cross section. From the figure, one observes that for energies as low as 200 MeV, multipoles up to $J = 4$ contribute. For energies as high as 2 GeV, multipoles up to $J = 16$ need to be considered, and the relative weight of small J contributions diminishes.

Both, the (Coulomb) longitudinal and transverse part of the cross section are composed of a kinematical factor (v) and a response function (R). The response function contains the full nuclear structure information. In the electron scattering case, the longitudinal ($\sigma_{L,e}^J$) and transverse components ($\sigma_{T,e}^J$) of the cross section can be expressed as follows

$$\sigma_{L,e}^J = v_e^L R_e^L, \quad \sigma_{T,e}^J = v_e^T R_e^T, \quad (5)$$

where the leptonic factors, v_e^L and v_e^T , are given by

$$v_e^L = \frac{Q^4}{|\vec{q}|^4}, \quad v_e^T = \left[\frac{Q^2}{2|\vec{q}|^2} + \tan^2(\theta/2) \right]. \quad (6)$$

Longitudinal R_e^L and transverse R_e^T response functions are defined as

$$R_e^L = |\langle J_f | \widehat{\mathcal{M}}_J^e(|\vec{q}|) | J_i \rangle|^2, \quad (7)$$

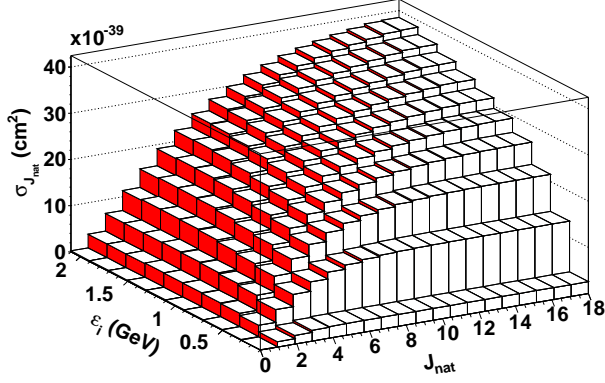


FIG. 2: (Color online) Multipole contributions (for natural parity transitions) to the cross section, as a function of the incoming neutrino energy. The $\sigma_{J_{nat}}$ denotes the $^{12}\text{C}(\nu_\mu, \mu^-)$ cross section including all multipoles of the natural parity excitations up to J_{nat} .

$$R_e^T = \left[|\langle J_f | \hat{\mathcal{J}}_J^{mag,e}(|\vec{q}|) | J_i \rangle|^2 + |\langle J_f | \hat{\mathcal{J}}_J^{el,e}(|\vec{q}|) | J_i \rangle|^2 \right]. \quad (8)$$

Here $\hat{\mathcal{M}}_J^e$, $\hat{\mathcal{J}}_J^{mag,e}$ and $\hat{\mathcal{J}}_J^{el,e}$ are the longitudinal, transverse magnetic and transverse electric operators, respectively [46, 47]. The $|J_i\rangle$ and $|J_f\rangle$ denote the initial and final state of the nucleus.

Similarly for neutrino-scattering processes, we express the Coulomb-longitudinal ($\sigma_{CL,\nu}^J$) and transverse ($\sigma_{T,\nu}^J$) parts of cross section as follows

$$\sigma_{CL,\nu}^J = [v_\nu^{\mathcal{M}} R_\nu^{\mathcal{M}} + v_\nu^{\mathcal{L}} R_\nu^{\mathcal{L}} + 2 v_\nu^{\mathcal{ML}} R_\nu^{\mathcal{ML}}], \quad (9)$$

$$\sigma_{T,\nu}^J = [v_\nu^T R_\nu^T + 2 v_\nu^{TT} R_\nu^{TT}], \quad (10)$$

where leptonic coefficients $v_\nu^{\mathcal{M}}$, $v_\nu^{\mathcal{L}}$, $v_\nu^{\mathcal{ML}}$, v_ν^T and v_ν^{TT} are given as

$$v_\nu^{\mathcal{M}} = \left[1 + \frac{\kappa_f}{\varepsilon_f} \cos \theta \right], \quad (11)$$

$$v_\nu^{\mathcal{L}} = \left[1 + \frac{\kappa_f}{\varepsilon_f} \cos \theta - \frac{2\varepsilon_i \varepsilon_f}{|\vec{q}|^2} \left(\frac{\kappa_f}{\varepsilon_f} \right)^2 \sin^2 \theta \right], \quad (12)$$

$$v_\nu^{\mathcal{ML}} = \left[\frac{\omega}{|\vec{q}|} \left(1 + \frac{\kappa_f}{\varepsilon_f} \cos \theta \right) + \frac{m_l^2}{\varepsilon_f |\vec{q}|} \right], \quad (13)$$

$$v_\nu^T = \left[1 - \frac{\kappa_f}{\varepsilon_f} \cos \theta + \frac{\varepsilon_i \varepsilon_f}{|\vec{q}|^2} \left(\frac{\kappa_f}{\varepsilon_f} \right)^2 \sin^2 \theta \right], \quad (14)$$

$$v_\nu^{TT} = \left[\frac{\varepsilon_i + \varepsilon_f}{|\vec{q}|} \left(1 - \frac{\kappa_f}{\varepsilon_f} \cos \theta \right) - \frac{m_l^2}{\varepsilon_f |\vec{q}|} \right], \quad (15)$$

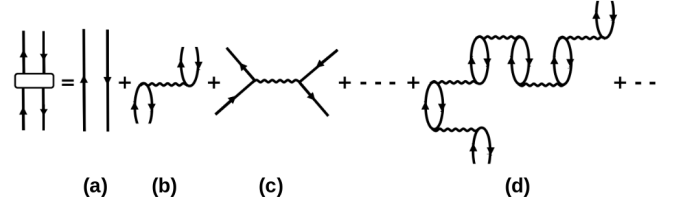


FIG. 3: Diagrammatic representation of the polarization propagator $\Pi^{(RPA)}$: (a) corresponds to the unperturbed polarization propagator $\Pi^{(0)}$, (b) and (c) are the first order direct and exchange RPA diagrams and (d) represents a typical higher-order RPA ring diagram.

and response functions $R_\nu^{\mathcal{M}}$, $R_\nu^{\mathcal{L}}$, $R_\nu^{\mathcal{ML}}$, R_ν^T and R_ν^{TT} are defined as

$$R_\nu^{\mathcal{M}} = |\langle J_f | \hat{\mathcal{M}}_J^\nu(|\vec{q}|) | J_i \rangle|^2, \quad (16)$$

$$R_\nu^{\mathcal{L}} = |\langle J_f | \hat{\mathcal{L}}_J^\nu(|\vec{q}|) | J_i \rangle|^2, \quad (17)$$

$$R_\nu^{\mathcal{ML}} = \mathcal{R} \left[\langle J_f | \hat{\mathcal{L}}_J^\nu(|\vec{q}|) | J_i \rangle \langle J_f | \hat{\mathcal{M}}_J^\nu(|\vec{q}|) | J_i \rangle^* \right], \quad (18)$$

$$R_\nu^T = \left[|\langle J_f | \hat{\mathcal{J}}_J^{mag,\nu}(|\vec{q}|) | J_i \rangle|^2 + |\langle J_f | \hat{\mathcal{J}}_J^{el,\nu}(|\vec{q}|) | J_i \rangle|^2 \right], \quad (19)$$

$$R_\nu^{TT} = \mathcal{R} \left[\langle J_f | \hat{\mathcal{J}}_J^{mag,\nu}(|\vec{q}|) | J_i \rangle \langle J_f | \hat{\mathcal{J}}_J^{el,\nu}(|\vec{q}|) | J_i \rangle^* \right]. \quad (20)$$

Here $\hat{\mathcal{M}}_J^\nu$, $\hat{\mathcal{L}}_J^\nu$, $\hat{\mathcal{J}}_J^{mag,\nu}$ and $\hat{\mathcal{J}}_J^{el,\nu}$ are the Coulomb, longitudinal, transverse magnetic and transverse electric operators, respectively [46, 47].

To calculate the nuclear response functions, we use the CRPA approach which is described in detail in Refs. [36–39]. Here we will briefly present the essence of our model. We start by describing the nucleus within a mean-field (MF) approximation. The MF potential is obtained by solving the Hartree-Fock (HF) equations with a Skyrme (SkE2) two-body interaction [36, 37]. Filling the bound-state single-particle orbitals according to the angular momentum rules automatically introduces Pauli-blocking. The continuum wave functions are obtained by integrating the positive-energy Schrödinger equation with appropriate boundary conditions. In this manner, we account for the final-state interactions of the outgoing nucleon. Still the potential cannot account for processes whereby the struck nucleon is reabsorbed. Once we have bound and continuum single-nucleon wave functions, we introduce the long-range correlations through a CRPA approach. We solve the CRPA equations with a Green's function formalism. The RPA describes a nuclear excited state as the linear combination of particle-hole (ph^{-1})

and hole-particle (hp^{-1}) excitations out of a correlated ground state

$$|\Psi_{RPA}^C\rangle = \sum_{C'} \left[X_{C,C'} |p'h'^{-1}\rangle - Y_{C,C'} |h'p'^{-1}\rangle \right], \quad (21)$$

where C denotes the full set of quantum numbers representing an accessible channel. The Green's function approach allows one to treat the single-particle energy continuum exactly by treating the RPA equations in coordinate space. The RPA polarization propagator, obtained by the iteration of the first-order contributions to the particle-hole Green's function, is written as

$$\begin{aligned} \Pi^{(RPA)}(x_1, x_2; E_x) &= \Pi^{(0)}(x_1, x_2; E_x) \\ &+ \frac{1}{\hbar} \int dx dx' \Pi^0(x_1, x; E_x) \tilde{V}(x, x') \Pi^{(RPA)}(x', x_2; E_x), \end{aligned} \quad (22)$$

where E_x is the excitation energy of the target nucleus and x is a shorthand notation for the combination of the spatial, spin and isospin coordinates. The $\Pi^{(0)}$ in Eq. (22) corresponds to the MF contribution to the polarization propagator and \tilde{V} denotes the antisymmetrized nucleon-nucleon interaction. The MF responses can be retrieved by switching off the second term in the above equation. Fig. 3 shows different components contributing to the polarization propagator.

Our approach is self-consistent as we use the same SkE2 interaction in both the HF and CRPA equations. The parameters of the momentum-dependent SkE2 force are optimized against ground-state and low-excitation energies properties [48]. Under those conditions the virtuality Q^2 of the nucleon-nucleon vertices is small. At high virtualities Q^2 , the SkE2 force tends to be unrealistically strong. We remedy this by introducing a dipole hadronic form factor at the nucleon-nucleon interaction vertices

$$V(Q^2) \rightarrow V(Q^2 = 0) \frac{1}{(1 + \frac{Q^2}{\Lambda^2})^2} \quad (23)$$

where we introduced the free cut-off parameter Λ . We adopt $\Lambda = 455$ MeV, a value which is optimized in a χ^2 test of the $A(e, e')$ theory-experiment comparisons reported in Sec. III A.

The influence of the nuclear Coulomb field on the lepton is taken into account by means of an effective momentum approximation (EMA) [45]. In order to take into account the reduced lepton wavelength, the three-momentum transfer is enhanced in an effective way

$$q_{eff} = q + 1.5 \left(\frac{Z' \alpha \hbar c}{R} \right), \quad (24)$$

where $R = 1.24 A^{1/3}$ fm. The lepton wave functions are modified accordingly

$$\Psi_l^{eff} = \zeta(Z', E, q) \Psi_l \quad (25)$$

with

$$\zeta(Z', E, q) = \sqrt{\frac{q_{eff} E_{eff}}{qE}}, \quad (26)$$

where E (E_{eff}) is energy (effective-energy) of the outgoing lepton.

Our description of the nuclear dynamics is based on a nonrelativistic framework. For $q > 500$ MeV/c, the momentum of the emitted nucleon is comparable with its rest mass, and relativistic effects become important. We have implemented relativistic corrections in an effective fashion, as suggested in Refs. [27, 28, 35]. In these references, it is shown that a satisfactory description of relativistic effects can be achieved by following kinematic substitution in the nuclear response

$$\lambda \rightarrow \lambda(1 + \lambda), \quad (27)$$

where $\lambda = \omega/2M_N$ and M_N is the nucleon mass. The above substitution produces a reduction of the width of the one-body responses and a shift in the peak towards smaller values of ω . The correction becomes sizable for $q \gtrsim 500$ MeV/c.

III. RESULTS

In order to validate our model, we start with the calculation of (e, e') cross sections on different nuclei, and response functions for electron scattering off ^{12}C , in subsection III A. We confront our numerical results with the data of Refs. [49–57]. We discuss the neutrino scattering results in subsection III B.

A. Electron scattering

In this subsection, we present our results for the QE $A(e, e')$ cross sections. For any given E_i , the nuclear response depends on the q^μ . Energy transfers below the particle knockout threshold result in nuclear excitations in discrete states. At slightly higher energies, the giant dipole resonance (GDR) shows up. Only at substantially higher energy one can distinguish the peak corresponding to QE one nucleon knockout. In an ideal case, if an electron scatters from a free nucleon, one would expect a narrow peak at $\omega = Q^2/2M_N$. Deviations from that peak are due to the nuclear dynamics. The heavier the target nucleus, the wider the peak. The shift of the peak is due to the nuclear binding and correlations.

For the two vector form factors entering in the responses, we use the standard dipole parameterization of Ref. [58]. In Fig. 4 we present results of our numerical calculations for $^{12}\text{C}(e, e')$. We compare CRPA and MF predictions with the measurements performed at the Saclay Linear Accelerator [49], Bates Linear Accelerator Center [50], at the Stanford Linear Accelerator Center [51, 53], Yerevan electron synchrotron [52], and at

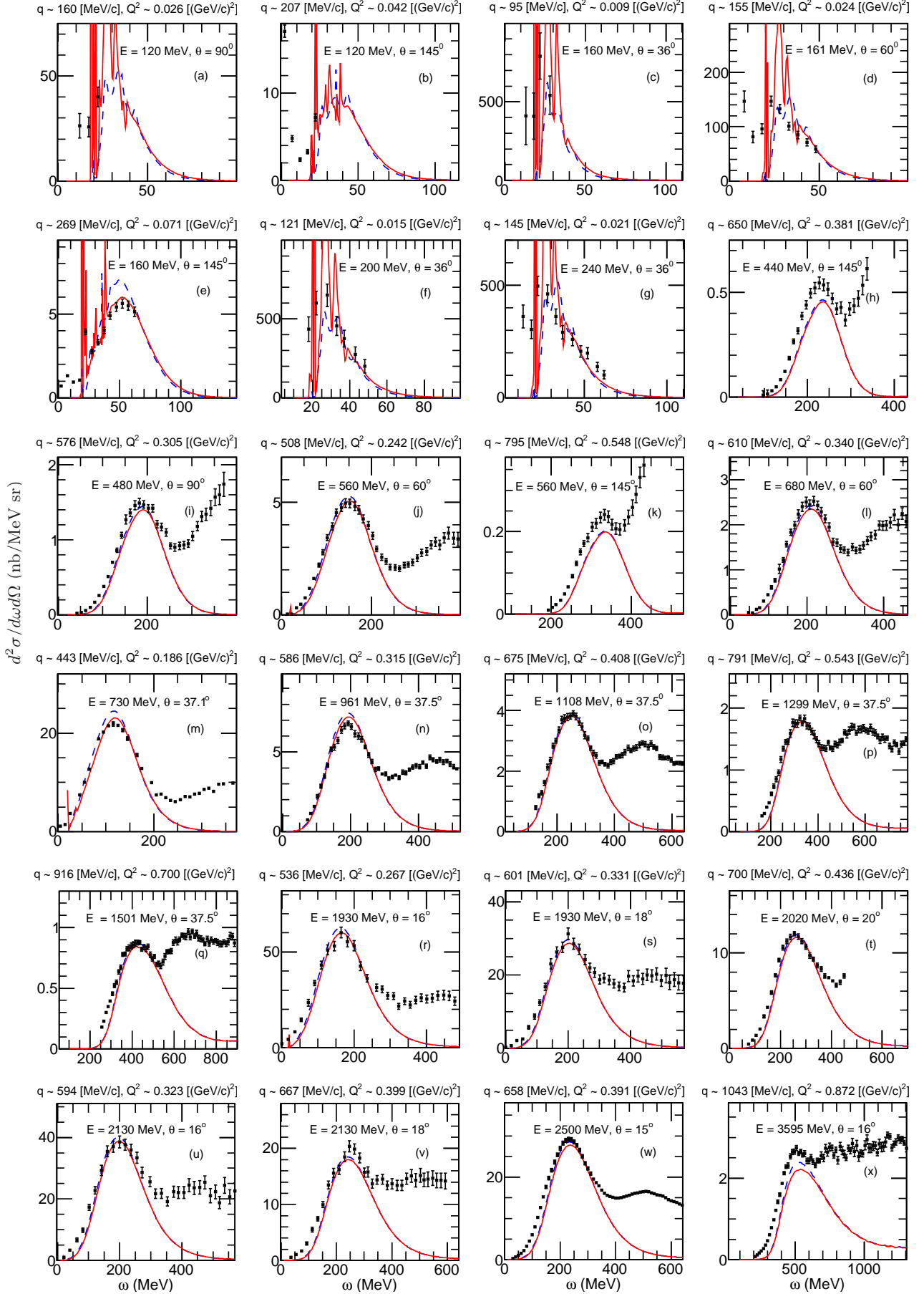


FIG. 4: (Color online) The double differential cross section for $^{12}\text{C}(e, e')$. CRPA (solid lines) and MF (dashed-lines) cross sections are compared with the data of Refs. [49–54]. The q and Q^2 values, on top of each panel, are calculated at quasielastic conditions $Q^2/(2M_N\omega) = 1$, with M_N the nucleon mass.

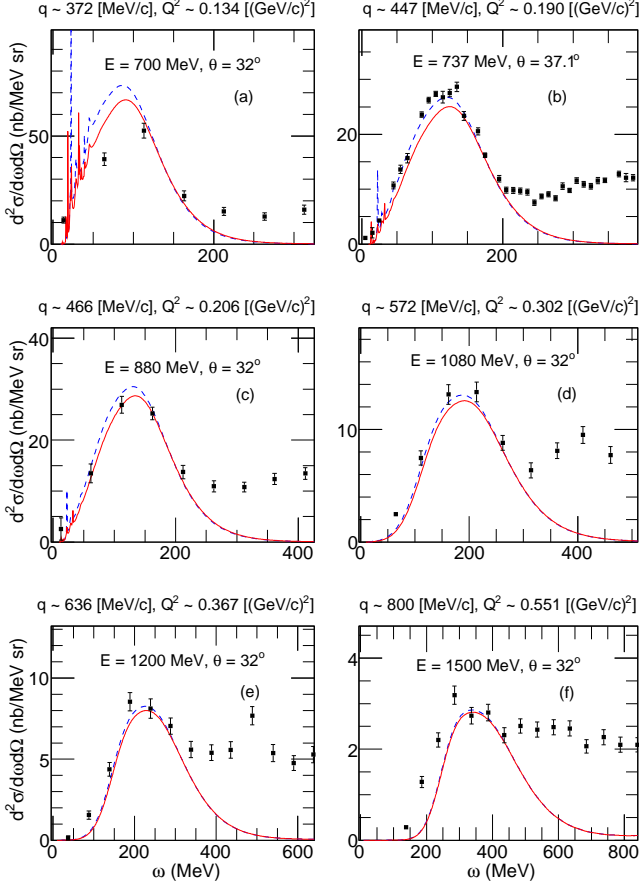


FIG. 5: (Color online) As in Fig. 4 but for $^{16}\text{O}(e, e')$. The data is from Refs [50, 55].

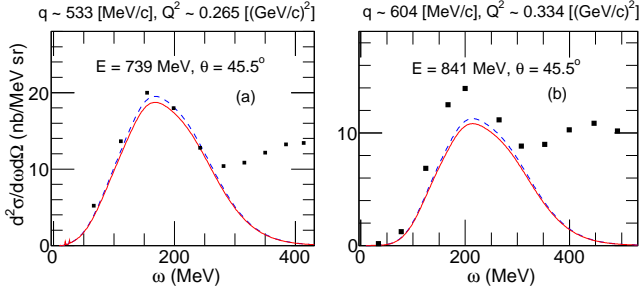


FIG. 6: (Color online) Same as Fig. 4 and 5 but on ^{40}Ca target, the measurements are from Ref. [56].

DESY [54]. The comparison is performed over a broad range of three and four momentum transfers: $95 \lesssim |q| \lesssim 1050$ MeV/c, and $0.009 \lesssim Q^2 \lesssim 0.900$ (GeV/c) 2 . Our predictions are reasonably successful in describing the data over the broad kinematical range considered here. Moreover, they compare favorably with the cross-section results of Refs. [26, 30]. The most interesting feature of our results is the successful prediction of the nuclear excitations at small energy ($\omega < 50$ MeV) and momentum transfers ($|q| < 300$ MeV), well below the QE peak.

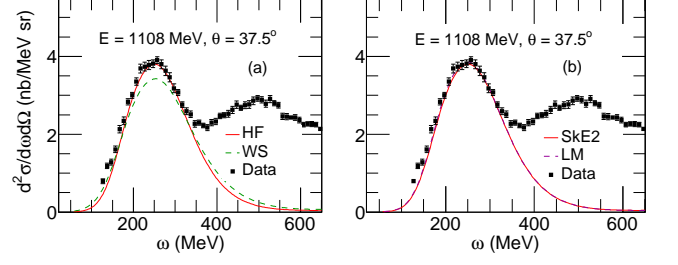


FIG. 7: (Color online) Comparison of cross sections obtained (on ^{12}C) (a) with the HF and WS single particle wave functions with SKE2 as residual interaction and (b) with the SKE2 and LM residual interaction with HF as single particle wave functions.

This feature can be appreciated in panel (a) to (g). The MF and CRPA $A(e, e')$ cross sections are identical for $Q^2 \gtrsim 0.25$ (GeV/c) 2 . The cross section drops by two orders of magnitude with the shift in scattering angle from 36° to 145° , for a fixed energy, as evident from panel (c) to (e) for an incoming energy of 160 MeV. Even for higher incoming electron energies the cross-section measurements at smaller scattering angles are still dominated by QE processes. Obviously, the measured cross sections include contributions from channels beyond QE, like Δ -excitations, evident as the second peak in the data, and 2p-2h contributions. Our description is restricted to QE processes and further work is in progress on the role of processes beyond QE ones [59].

The double differential $^{16}\text{O}(e, e')$ cross sections are shown in Fig. 5. Our numerical calculations reasonably describe the QE parts of the measurements performed at ADONE [55] and at the Bates Linear Accelerator Center [50]. Further, the calculations for the heavier target ^{40}Ca are presented in Fig. 6. Again, the comparison with the experimental data taken at Bates Linear Accelerator Center [56] is fair.

In Fig. 7 we compare cross sections obtained with two different parameterizations of the single-nucleon wave functions and nucleon-nucleon residual interactions. The Landau Migdal (LM) [60] and SKE2 [37, 61] yield similar cross sections while the use of Woods-Saxon (WS) [34] wave function slightly shifts and reduces the strength of the cross section. This can be attributed to the fact that the HF wave functions have larger high-momentum components than the WS ones.

The (e, e') cross section receive contributions from the longitudinal and transverse components, as can be seen in Eq. (3). A separation of these two response functions provides further detail about the target dynamics. It is worth mentioning that the experimental values of responses are extracted from a set of cross-section measurements using a Rosenbluth separation [62]. The data of Ref. [57] is determined by a reanalysis of the world data on (e, e') cross sections. Interestingly, that resulted in a significant difference from the measurements of Ref. [49],

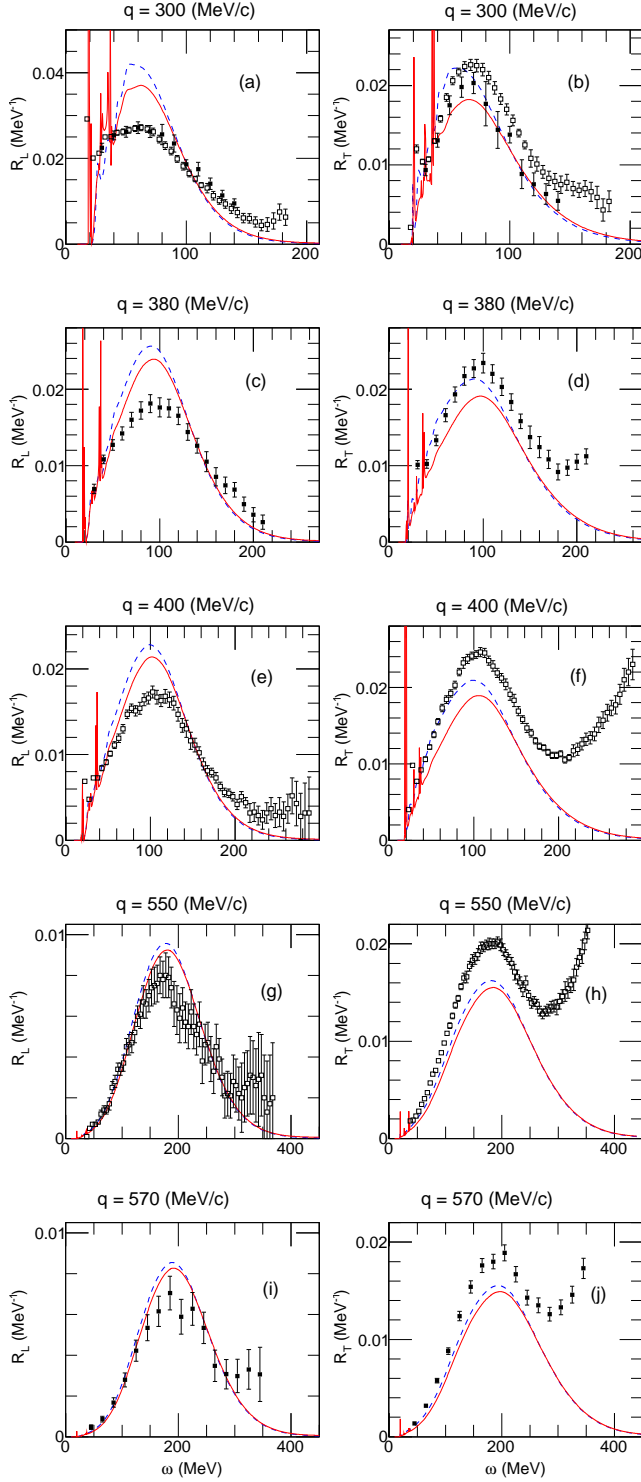


FIG. 8: (Color online) The longitudinal and transverse response for $^{12}\text{C}(e, e')$, for different values of q . Solid lines are CRPA predictions and dashed-lines are MF predictions. Experimental data are from Ref. [57] (filled squares) and Ref. [49] (open squares).

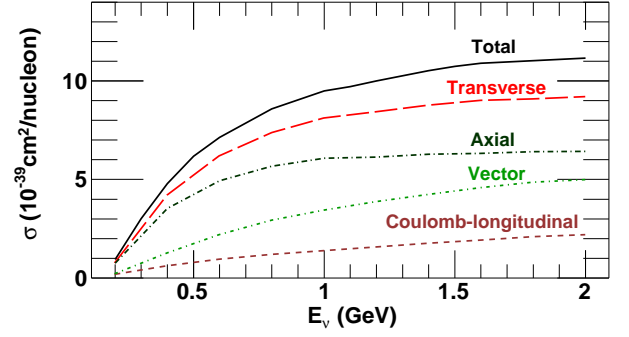


FIG. 9: (Color online) Different contributions to the total $^{12}\text{C}(\nu_\mu, \mu^-)$ cross section (per neutron) as a function of incoming neutrino energy. The sum of transverse and Coulomb-longitudinal (axial and vector) is the total cross section.

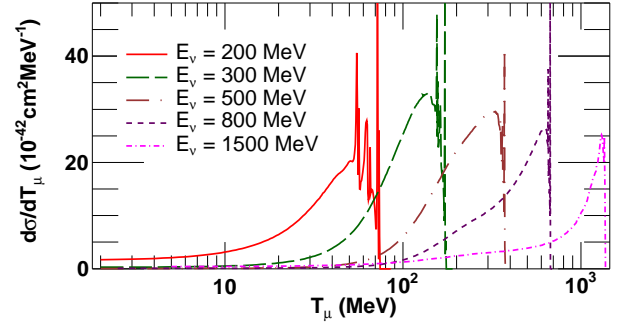


FIG. 10: (Color online) The cross section for $^{12}\text{C}(\nu_\mu, \mu^-)$ as a function of outgoing muon kinetic energy T_μ , for different incoming neutrino energies. Note the log scale on the horizontal axis.

as can be seen in panel (b) of Fig. 8. The comparison between our predictions on ^{12}C with the experimental data of Refs [49, 57] is quite satisfactory. The longitudinal responses are overestimated and the transverse responses are usually underestimated. Our predictions are in-line with the ones predicted in Ref. [57] and with the continuum shell model predictions of Ref. [63]. It is long known, that the inclusion of processes involving meson exchange currents (MEC) are needed to account for the transverse strength of the electromagnetic response [64, 65]. The calculations carried out on light nuclei overwhelmingly suggest that single-nucleon knockout processes, such as in this work, are dominant in the longitudinal channel while in the transverse channel two-nucleon processes provide substantial contributions.

B. Neutrino scattering

The calculation of $^{12}\text{C}(\nu_l, l^-)$ response functions involve two vector form factors and one axial form factor. We use the BBBA05 parameterization of Ref. [66] for the two vector form factors, and the standard dipole

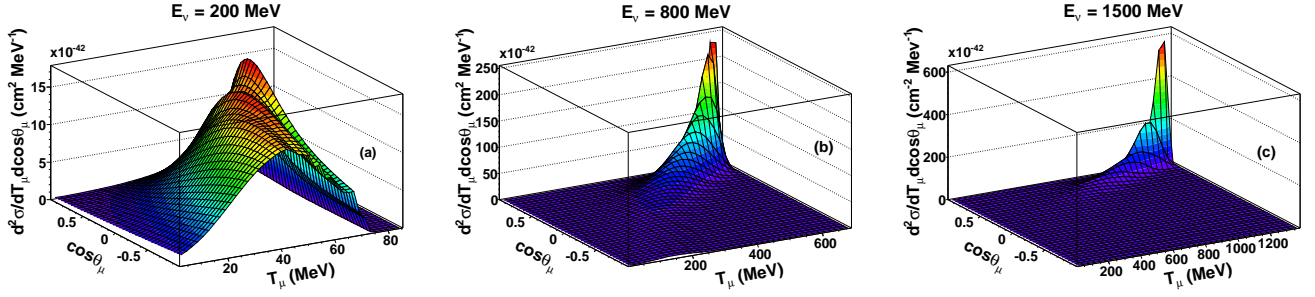


FIG. 11: (Color online) Double differential $^{12}\text{C}(\nu_\mu, \mu^-)$ cross sections plotted as a function of T_μ and $\cos\theta_\mu$, for three neutrino energies.

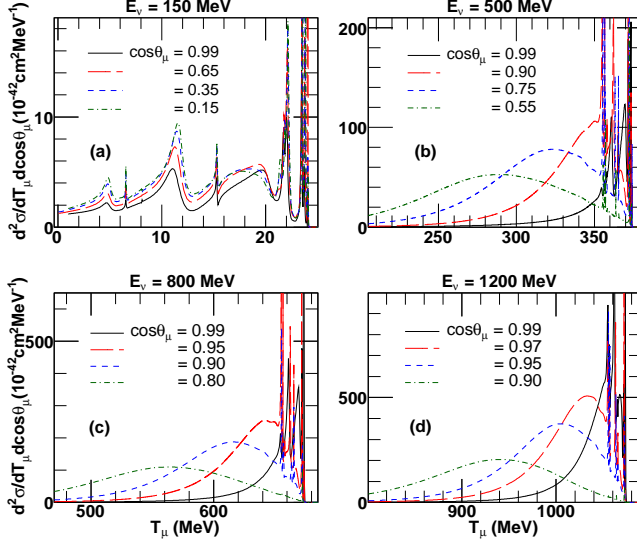


FIG. 12: (Color online) Low-energy excitations in double differential cross section for $^{12}\text{C}(\nu_\mu, \mu^-)$ plotted as a function T_μ , for different $\cos\theta_\mu$ values.

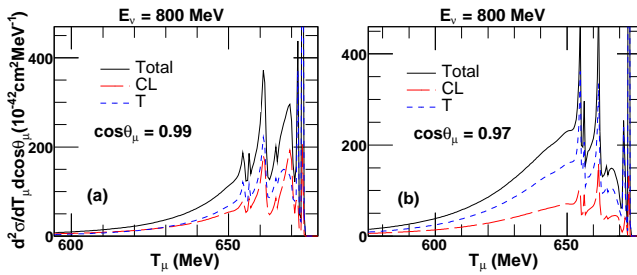


FIG. 13: (Color online) Coulomb-longitudinal (CL) and transverse (T) contribution to the double differential cross sections, at $E_\nu = 800$ MeV and two values of $\cos\theta_\mu$

parametrization of the axial form factor with $M_A = 1.03 \pm 0.02$ GeV [67–69].

In Fig. 9 we display different contributions to the total $^{12}\text{C}(\nu_\mu, \mu^-)$ cross section, as a function of the incoming neutrino energy. The axial contribution is larger than the vector one. Related to this, neutrino cross sections

are dominated by the transverse current.

Electron scattering cross section measurements are typically performed for a fixed incoming electron energy and scattering angle. As neutrinos are produced as the secondary products of a decaying primary beam, the interacting neutrino's energy is not sharply defined. The initial neutrino energy is reconstructed using the kinematics of the final outgoing lepton. This is a major source of uncertainty whereby nuclear structure can have an important influence.

The neutrino flux in oscillation experiments typically covers a wide energy range from about 100 MeV to a few GeV. The cross section measured at a single energy and scattering angle of the outgoing lepton picks up contributions from scattering processes at different energies, with varying weights. In Fig. 10, we show the differential cross section (in outgoing muon energy) for $200 \lesssim E_\nu \lesssim 1500$ MeV. It is evident from the figure that with increasing E_ν the strength of the cross sections shift in muon energy. Also, there is clear signature of the low ω excitations even at neutrino energies around the peak of the MiniBooNE and T2K ν_μ spectra.

The measured cross sections are flux-folded double differential in outgoing muon kinetic energy T_μ and scattering angle $\cos\theta_\mu$. In order to illustrate the low-energy excitations and general behavior of double differential $^{12}\text{C}(\nu_\mu, \mu^-)$ cross sections at fixed energies, we display in Fig. 11 the double differential cross sections for $E_\nu = 200, 800$ and 1500 MeV. With the increase in incoming neutrino energy, the strength shifts in forward direction and the width of giant resonances reduces. In Fig. 12, we plot the double differential cross section at different fixed values of $\cos\theta_\mu$. For $E_\nu = 150$ MeV, the double differential cross section is dominated by low-lying nuclear excitations, as evident from panel (a). For neutrino energies around the mean energy of the MiniBooNE [1] and T2K [6] fluxes, $E_\nu = 800$ MeV (panel (c)), the nuclear collective excitations are still sizable at forward muon scattering angles. The same feature is still visible for very forward scattering off neutrinos with an energy of 1200 MeV (panel (d)). The contribution of collective excitations to neutrino-nucleus responses can not be accounted within the RFG-based simulation codes. As evi-

dent from the results presented here, they can account for non-negligible contributions to the signal even at higher neutrino energies.

In Fig. 13, we show the transverse and Coulomb-longitudinal contribution to the double differential cross sections. For $\cos\theta_\mu = 0.99$, the Coulomb longitudinal contribution of the quasielastic cross section is comparable to the transverse one. The transverse contribution dominates the cross section as soon as one moves away from the very forward direction. This feature along with the giant resonance contribution to forward scattering cross sections accounts for most of the strength at very small momentum transfers. Theoretical models, which do not predict this behavior tend to underestimate the cross section for forward scattering angles, as discussed in Ref. [70].

IV. CONCLUSIONS

We presented a detailed discussion of CRPA predictions for quasielastic electron-nucleus and neutrino-nucleus responses.

We assessed inclusive quasielastic electron-nucleus cross sections on ^{12}C , ^{16}O and ^{40}Ca . A kinematic region of, $95 \lesssim |q| \lesssim 1050$ MeV/c, is taken into account where quasielastic scattering is expected to be the dominant process. We confronted our predictions with high-

precision electron-scattering data. We separated the longitudinal and transverse responses on ^{12}C , for $300 \lesssim |q| \lesssim 570$ MeV/c, and compared them with the data. A reasonable overall description of the data, and especially the low-energy nuclear excitations ($\omega < 50$ MeV), confirms the reliability of our model.

We have calculated $^{12}\text{C}(\nu_\mu, \mu^-)$ cross sections, relevant for accelerator-based neutrino-oscillation experiments. We illustrated how low-energy nuclear excitation are induced by neutrinos. We drew special attention to contributions where nuclear-structure details become important, but remain unobserved in RFG-based models. We show that low-energy excitations can account for non-negligible contributions to the signal of accelerator-based neutrino-oscillation experiments, especially at forward neutrino-nucleus scattering.

Acknowledgments

We thank Luis Alvarez-Ruso and Teppei Katori for useful discussions. This research was funded by the Interuniversity Attraction Poles Programme initiated by the Belgian Science Policy Office, the Research Foundation Flanders (FWO-Flanders) and by the Erasmus Mundus External Cooperations Window's Eurindia Project.

-
- [1] A. A. Aguilar-Arevalo et al., (MiniBooNE Collaboration), Phys. Rev. D **81**, 092005 (2010).
 - [2] A. A. Aguilar-Arevalo et al., (MiniBooNE Collaboration), Phys. Rev. D **88**, 032001 (2013).
 - [3] A. A. Aguilar-Arevalo et al., (MiniBooNE Collaboration), Phys. Rev. D **82**, 092005 (2010).
 - [4] G. A. Fiorentini et al., (MINERvA Collaboration), Phys. Rev. Lett. **111**, 022502 (2013).
 - [5] L. Fields et al., (MINERvA Collaboration), Phys. Rev. Lett. **111**, 022501 (2013).
 - [6] K. Abe et al., (T2K Collaboration), Phys. Rev. D **87**, 092003 (2013).
 - [7] K. Abe et al., (T2K Collaboration), arXiv:1407.4256[hep-ex].
 - [8] J. G. Morfin, J. Nieves, and J. T. Sobczyk, Adv. High Energy Phys. **2012**, 934597 (2012).
 - [9] L. Alvarez-Ruso, Y. Hayato, J. Nieves, New J. Phys. **16**, 075015 (2014).
 - [10] E. Kolbe, K. Langanke, F. K. Thielemann, and P. Vogel, Phys. Rev. C **52**, 3437 (1995).
 - [11] C. Volpe, N. Auerbach, G. Colo, T. Suzuki, and N. Van Giai, Phys. Rev. C **62**, 015501 (2000).
 - [12] A. Botrugno, and G. Co', Nucl. Phys. A **761**, 200 (2005).
 - [13] M. Martini, G. Co', M. Anguiano, and A. M. Lallena, Phys. Rev. C **75**, 034604 (2007).
 - [14] A. R. Samana, F. Krmpotic, N. Paar, C. A. Bertulani, Phys. Rev. C **83**, 024303 (2011).
 - [15] <http://www-boone.fnal.gov/>
 - [16] <http://t2k-experiment.org/>
 - [17] W. M. Alberico, M. Ericson, and A. Molinari, Nucl. Phys. A **379**, 429 (1982).
 - [18] M. Martini, M. Ericson, G. Chanfray, and J. Marteau, Phys. Rev. C **80**, 065501 (2009).
 - [19] M. Martini J. Phys. Conf. Ser. **408**, 012041 (2013).
 - [20] A. Gil, J. Nieves, and E. Oset, Nucl. Phys. A **627**, 543 (1997).
 - [21] J. Nieves, J. E. Amaro, and M. Valverde, Phys. Rev. C **70**, 055503 (2004).
 - [22] J. Nieves, M. Valverde, and M. J. Vicente Vacas, Phys. Rev. C **73**, 025504 (2006).
 - [23] O. Benhar, A. Fabrocini, S. Fantoni, and I. Sick, Nucl. Phys. A **579**, 493 (1994).
 - [24] O. Benhar, N. Farina, H. Nakamura, M. Sakuda, and R. Seki, Phys. Rev. D **72**, 053005 (2005).
 - [25] H. Nakamura, T. Nasu, M. Sakuda, and O. Benhar, Phys. Rev. C **76**, 065208 (2007).
 - [26] A. M. Ankowski, O. Benhar, and M. Sakuda, arXiv:1404.5687 [nucl-th].
 - [27] J. E. Amaro, M. B. Barbaro, J. A. Caballero, T. W. Donnelly, and C. Maieron, Phys. Rev. C **71**, 065501 (2005).
 - [28] J. E. Amaro, M. B. Barbaro, J. A. Caballero, T. W. Donnelly, and J. M. Udias, Phys. Rev. C **75**, 034613 (2007).
 - [29] T. Leitner, O. Buss, L. Alvarez-Ruso, and U. Mosel, Phys. Rev. C **79**, 034601 (2009).
 - [30] A. V. Butkevich, and S. P. Mikheyev, Phys. Rev. C **72**, 025501 (2005).
 - [31] A. V. Butkevich, and S. A. Kulagin, Phys. Rev. C **76**, 045502 (2007).

- [32] A. Meucci, F. Capuzzi, C. Giusti, and F. D. Pacati, Phys. Rev. C **67**, 054601 (2003).
- [33] A. Meucci, C. Giusti, and F. D. Pacati, Nucl. Phys. A **739**, 277 (2004).
- [34] G. Co', and S. Krewald, Phys. Lett. B **137**, 145 (1984).
- [35] S. Jeschonnek, T. W. Donnelly, Phys. Rev. C **57**, 2438 (1998).
- [36] J. Ryckebusch, M. Waroquier, K. Heyde, J. Moreau, and D. Ryckbosch, Nucl. Phys. A **476**, 237 (1988).
- [37] J. Ryckebusch, K. Heyde, D. Van Neck, and M. Waroquier, Nucl. Phys. A **503**, 694 (1989).
- [38] N. Jachowicz, S. Rombouts, K. Heyde, and J. Ryckebusch, Phys. Rev. C **59**, 3246 (1999).
- [39] N. Jachowicz, K. Heyde, J. Ryckebusch, and S. Rombouts, Phys. Rev. C **65**, 025501 (2002).
- [40] N. Jachowicz, K. Vantournhout, J. Ryckebusch, and K. Heyde, Phys. Rev. Lett. **93**, 082501 (2004).
- [41] N. Jachowicz, G. C. McLaughlin, Phys. Rev. Lett. **96**, 172301 (2006).
- [42] N. Jachowicz, C. Praet, and J. Ryckebusch, Acta Physica Polonica B, 40(9), 2559-2564 (2009).
- [43] N. Jachowicz, and V. Pandey, proceedings NuInt12, to be published.
- [44] V. Pandey, N. Jachowicz, J. Ryckebusch, T. Van Cuyck, and W. Cosyn, Phys. Rev. C **89**, 024601 (2014).
- [45] J. Engel, Phys. Rev. C **57**, 2004 (1998).
- [46] J. S. O'Connell, T. W. Donnelly, and J. D. Walecka, Phys. Rev. C **6**, 719 (1972).
- [47] J. D. Walecka, *Theoretical Nuclear and Subnuclear Physics* (Oxford University Press, New York, 1995).
- [48] M. Waroquier, J. Ryckebusch, J. Moreau, K. Heyde, N. Blasi, S. Y. Van de Werf and G. Wenes, Phys. Rept. **148**, 249 (1987).
- [49] P. Barreau *et al.*, Nucl. Phys. A **402**, 515 (1983).
- [50] J. S. O'Connell *et al.*, Phys. Rev. C **35**, 1063 (1987).
- [51] R. M. Sealock *et al.*, Phys. Rev. Lett. **62**, 1350 (1989).
- [52] D. S. Bagdasaryan *et al.*, YERPHI-1077-40-88 (1988).
- [53] D. B. Day *et al.*, Phys. Rev. C **48**, 1849 (1993).
- [54] D. Zeller, DESY-F23-73-2 (1973).
- [55] M. Anghinolfi *et al.*, Nucl. Phys. A **602**, 405 (1996).
- [56] C. F. Williamson *et al.*, Phys. Rev. C **56**, 3152 (1997).
- [57] J. Jourdan, Nucl. Phys. A **603**, 117 (1996).
- [58] E. J. Beise, and R. D. McKeown, Comments Nucl. Part. Phys., **20**, 105 (1991).
- [59] T. Van Cuyck, N. Jachowicz, M. Martini, V. Pandey, J. Ryckebusch, in preparation.
- [60] G. C6, and S. Krewald, Nucl. Phys. A **433**, 392 (1985).
- [61] M. Waroquier, J. Ryckebusch, J. Moreau, K. Heyde, N. Blasi, S.Y. van de Werf, and G. Wenes, Phys. Rep. **148**, 249 (1987).
- [62] M. N. Rosenbluth, Phys. Rev. **79**, 615 (1950).
- [63] J. E. Amaro, G. Co', A. M. Lallena, arXiv:9902072 [nucl-th].
- [64] T. W. Donnelly, J. W. Van Orden, T. De Forest, Jr., and W. C. Hermans, Phys. Lett. B **76**, 393 (1978).
- [65] W. M. Alberico, M. Ericson, and A. Molinari, Ann. Phys. **154**, 356 (1984).
- [66] R. Bradford, A. Bodek, H. Budd, and J. Arrington, Nucl. Phys. Proc. Suppl. **159**, 127 (2006).
- [67] J. Beringer *et al.*, (Particle Data Group), Phys. Rev. D **86**, 010001 (2012).
- [68] C. Amsler *et al.*, (Particle Data Group), Phys. Lett. **667B**, 1 (2008).
- [69] V. Bernard, L. Elouadrhiri, and U. G. Meissner, J. Phys. G **28**, R1 (2002).
- [70] M. Martini, M. Ericson, Phys. Rev. C **90**, 025501 (2014).