

How environment drives galaxy evolution: lessons learnt from satellite galaxies

A. Pasquali^{1,*}

Astronomisches Rechen-Institut, Zentrum für Astronomie der Universität Heidelberg, Mönchhofstrasse 12 - 14, D-69120 Heidelberg, Germany

The dates of receipt and acceptance should be inserted later

Key words galaxies: clusters: general – galaxies: evolution

It is by now well established that galaxy evolution is driven by intrinsic and environmental processes, both contributing to shape the observed properties of galaxies. A number of early studies, both observational and theoretical, have shown that the star formation activity of galaxies depends on their environmental local density and also on galaxy hierarchy, i.e. centrals vs. satellites. In fact, contrary to their central (most massive) galaxy of a group/cluster, satellite galaxies are stripped of their gas and stars, and have their star formation quenched by their environment. Large galaxy surveys like SDSS now permit us to investigate in detail environment-driven transformation processes by comparing centrals and satellites. In this paper I summarize what we have so far learnt about environmental effects by analysing the observed properties of local central and satellite galaxies in SDSS, as a function of their stellar mass and the dark matter mass of their host group/cluster.

© WILEY-VCH Verlag GmbH & Co. KGaA, Weinheim

1 Introduction

As shown by the Sloan Digital Sky Survey (SDSS) which has extensively mapped the large-scale structure of the local Universe in space and redshift, most galaxies preferentially live in aggregates whose size and mass range from galaxy pairs to groups and clusters. In the last three decades it has become clear that galaxy mass and environment together concur to shape galaxy properties. We well know, for example, that the more massive galaxies residing in dense regions tend to have an early-type morphology as well as older and metal-rich stellar populations, and to exhibit a rather low star-formation activity (aka the density - morphology relation, Dressler 1980). On the contrary, galaxies experiencing a significant rate of star formation are typically found in low-density environments (Hashimoto et al. 1998). At present, we still need to understand in details the physics of environmental effects and their interplay with the internal secular evolution of galaxies.

An obstacle to this kind of studies comes from the definition of environment itself. Environment has usually been measured in terms of galaxy density (i.e. the number density of galaxies out to the n -th neighbour), although such a measurement in a rich galaxy group or cluster is representative only of the local environment and not of the whole group/cluster. The advent of large surveys has made it possible to use group/cluster finding algorithms, and thus quantify environment on a physical basis, in terms of its encompassing dark matter halo, whose mass is estimated from the stellar mass of the galaxies in each group/cluster (cf. Yang

et al. 2005, 2007) and links environment to the evolution of structure in the Universe. Within each environment it becomes also possible to distinguish galaxies between the central (the most massive) galaxy and the satellites. These two classes of galaxies are in fact foreseen by simulations and semi-analytic models (SAMs) of galaxy formation and evolution to follow different assembly and star-formation histories. The distinction between centrals and satellites allows us to directly compare their observed properties with those predicted by simulations and SAMs in order to better constrain the mechanisms through which environment affects galaxy evolution.

Contrary to their central galaxy, satellites orbit within their environment and interact with the local Intra-Cluster Medium (ICM), their peers and the potential well of their group/cluster. These interactions lead to erosion processes which cause satellites to lose their reservoir of hot gas (aka strangulation, cf. Larson et al. 1980), ionized and neutral gas (ram-pressure stripping, Gunn & Gott 1972), as well as their stars via tidal stripping (e.g. Kang & van den Bosch 2008, Pasquali et al. 2010). Harassment, due to fast encounters (Moore et al. 1998), and tidal interactions with their central galaxies can also remove gas and stars from satellites. Our goal is to use the observed properties of satellites to quantify the amplitude and time scale of environmental effects, and how these parameters depend on galaxy stellar mass and group/cluster halo mass, on cluster-centric distance and redshift. Therefore, we will review what has been learnt on galaxy environment at redshift $z \simeq 0$ in Sect. 2 and 3, and we will describe the current knowledge of environmental effects at higher redshifts in Sect. 4. Conclusions will follow in Sect. 5.

* Corresponding author: e-mail: pasquali@ari.uni-heidelberg.de

2 Quenching star formation

Since galaxy evolution is driven by galaxy stellar mass (M_*) and environment at the same time, we need to compare the observed properties of satellites at fixed M_* in order to characterize environmental effects alone. Moreover, in the assumption that satellites progenitors have similar properties to present-day centrals of the same M_* , the comparison between satellites and centrals in their properties at fixed M_* allows us to further constrain those galaxy transformations that are induced solely by environment.

In terms of their specific star formation rate (SSFR = SFR/M_*), most of the satellites residing in massive haloes at $z \sim 0$ are passive, i.e. they are characterized by $\log(\text{SSFR}/\text{yr}^{-1}) < -11$. In particular, at fixed M_* the fraction of passive satellites increases with halo mass (M_h) and is higher than the fraction of equally-massive passive centrals at least for $\log(M_*/M_\odot) < 10.9$ (Wetzel et al. 2012, also van den Bosch et al. 2008). Moreover, the fraction of passive satellites is seen to steadily increase with M_* in any environment of given halo mass. This indicates that star formation is most efficiently suppressed in satellites by both their intrinsic evolution (i.e. secular evolution and/or AGN feedback especially at high M_*) and environment (an effect that becomes more significant at low M_* and high M_h). This trend does not imply, though, that all satellites in massive haloes are quenched; their distribution in SSFR is bimodal irrespective of M_h , only the amplitude of the peaks of the star-forming and quenched satellites changes with M_* and M_h . At fixed M_h , the fraction of passive satellites increases with M_* as more satellites quench their star formation activity through their secular evolution or AGN feedback. At fixed M_* , the fraction of passive satellites increases as more star-forming satellites are quenched by environment with increasing M_h . The transition region between the peaks of the star-forming and passive satellites is, though, invariant with respect to M_h , being narrow in $\log(\text{SSFR})$ and always occurring at $\log(\text{SSFR}/\text{yr}^{-1}) \simeq -11$ (Wetzel et al. 2012). Such a finding may imply that star formation in satellites is quenched on a short time scale, independent of M_h .

A rapid quenching is also consistent with the fact that low-mass satellites are older than equally-massive centrals, typically by just 1.5 Gyr at $\log[M_*/(h^{-2}M_\odot)] \simeq 9.5$. Figure 1 shows the average stellar age (weighted by mass) - M_* relation (solid lines) for centrals (in grey) and satellites (in black). It can be seen that satellites less massive than $\log[M_*/(h^{-2}M_\odot)] \simeq 10.5$ are older than centrals of the same stellar mass, and this age difference becomes larger with decreasing M_* . At fixed M_* , the average stellar age of satellites tends to increase with M_h , and this trend is more significant for satellites with $\log[M_*/(h^{-2}M_\odot)] < 10$. This can be explained if low-mass satellites in more massive haloes had an earlier epoch of accretion with respect to low-mass satellites in less massive environments (Pasquali et al. 2010). In this framework, they ceased their star formation activity early on, and their stars evolved passively till now.

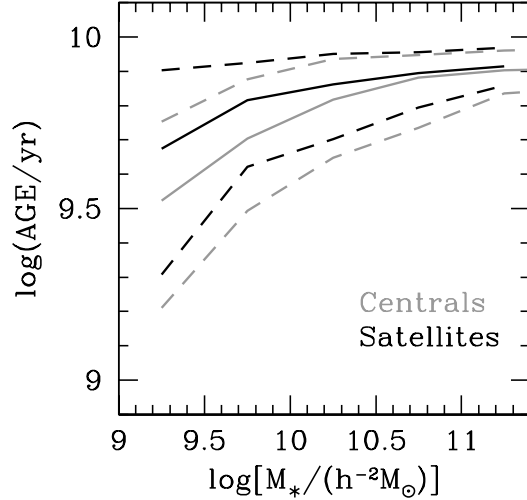


Fig. 1 The average stellar age (weighted by mass) - M_* relation (solid lines) for centrals (in grey) and satellites (in black). The dashed lines represent the 16th and 84th percentiles of the stellar age distribution within each bin of stellar mass (Pasquali et al. 2010).

The observed properties described above were used by Wetzel et al. (2013, see also Bahé et al. 2015) to depict the “delayed-then-rapid” quenching scenario for satellites, where low-mass galaxies are accreted onto a bigger halo at an earlier redshift (with respect to more massive galaxies), and keep forming stars and consuming their cold gas at the same rate for 2 - 4 Gyr after infall. Meanwhile, tidal forces induced by their group/cluster potential well deprive satellites of their hot gas (strangulation), i.e. their gas reservoir for future star formation. After this period of time, satellites extinguish their star formation rapidly, with an e-folding time ≤ 0.8 Gyr.

2.1 Ram-pressure stripping

A mechanism able to induce a rapid quenching of star formation may be identified in ram pressure. The interaction between an orbiting satellite and the ICM of its host halo triggers gas losses from the satellite, and the fraction of stripped gas is directly proportional to the satellite square orbital velocity, the ICM density and the group/cluster M_h (Bekki 2009, Kapferer et al. 2009). Satellites subjected to ram-pressure stripping are well known to exhibit a bent and distorted spatial distribution of HI and H α , together with a gaseous wake possibly undergoing star formation (e.g. Kenney et al. 2004, 2014, Vollmer et al. 2004).

There is more indirect evidence for the occurrence of ram-pressure stripping encoded in the observed properties of satellites. This is the case when, for example, the fraction of passive satellites is computed as a function of cluster-centric distance. The probability for a satellite of given M_* to be quenched increases with decreasing distance from the group/cluster centre, and such a trend is more pronounced

for low-mass satellites which were likely accreted at an earlier time. This observational result can be explained in terms of the ICM density being larger in the central region of a group/cluster than in its outskirts. In addition, the orbital velocity of satellites at pericenter is significantly higher than at apocenter. Ram-pressure stripping is thus expected to be more efficient for satellites located in the inner parts of their host halo.

Furthermore, radial profiles of the fraction of passive satellites show the existence of quenched satellites also at distances larger than the halo virial radius. These satellites may be backplash galaxies moving on an eccentric orbit which took them across the central region of their host halo (thus exposing them to ram-pressure and tidal stripping), and has now brought them outside the halo virial radius. Alternatively, the accretion of a smaller galaxy group with its own quenched satellites as well as the infalling of galaxies onto an extended ellipsoidal (rather than spherical) halo can also increase the fraction of quenched satellites at $R > R_{\text{vir}}$ (Wetzel et al. 2012, Bahé et al. 2013, Muriel & Coenda 2014).

Ram pressure is likely to be more efficient when acting on gas more weakly bound to a satellite, as in the case of the HI gas, generally distributed on a wider spatial scale with respect, for example, to the ionized H α gas used to estimate star formation rates. Indeed, Fabello et al. (2012) have shown that the fraction of galaxies with a measured HI mass (from the ALFALFA survey, Giovanelli et al. 2005) declines much more rapidly than the fraction of star-forming galaxies in haloes more massive than $\log(M_h/M_\odot) = 13$. Moreover, Gavazzi et al. (2013) have found that the HI content of satellites in the Local Supercluster significantly diminishes at small distances from M 87 where the ICM density is likely the highest.

The removal of cold and ionized gas clearly reduces the galaxy star formation rate; when compared at fixed M_* , satellites tend to exhibit a lower global SSFR (as derived from their integrated colours, Brinchmann et al. 2004) than centrals (Pasquali et al. 2012). In addition, the stripping of metal-poor gas from the galaxy outskirts may have an impact also on the galaxy gas-phase metallicity. In Figure 2 satellites (in black) are compared with equally massive centrals (in grey) on the basis of their gas-phase metallicity measured in the SDSS fibre by Tremonti et al. (2004). Therefore, the gas-phase metallicity shown in Fig. 2 is the oxygen metallicity of the Interstellar Medium in the central region of galaxies. It can be seen that satellites tend to be metal-richer than centrals of the same M_* and the difference in $12 + \log(\text{O}/\text{H})$ increases with decreasing M_* so to reach a maximum value of 0.06 dex at $\log[M_*/(h^{-2}M_\odot)] \simeq 8.2$ (Pasquali et al. 2012). The gas-phase metallicity of satellites less massive than $\log[M_*/(h^{-2}M_\odot)] \simeq 9.5$ becomes higher with increasing M_h ; in particular, at $\log[M_*/(h^{-2}M_\odot)] \simeq 9$ it increases by 0.15 dex in the range $11 < \log[M_h/(h^{-1}M_\odot)] < 14$. These findings are consistent with ram pressure which, by strip-

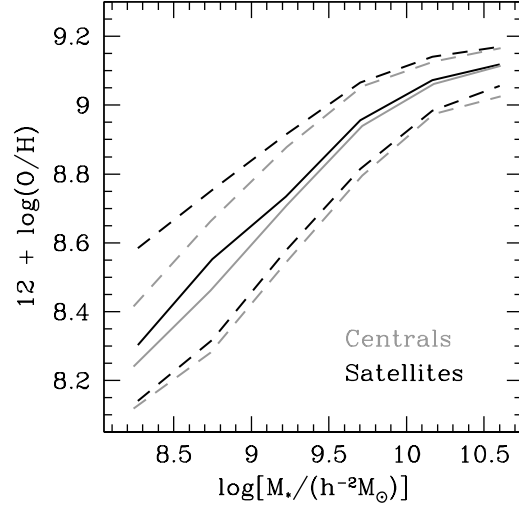


Fig. 2 The average gas-phase metallicity of centrals (grey solid line) and satellites (black solid line) as a function of their stellar mass. The dashed lines represent the 16th and 84th percentiles of the gas-phase metallicity distribution within each bin of stellar mass (Pasquali et al. 2012).

ping the outermost gas, is able to inhibit radial inflows of metal-poor gas that would otherwise dilute the gas-phase metallicity in the inner region of satellites. Since low-mass satellites in present-day, more massive haloes were accreted earlier, they have been exposed to ram-pressure stripping for longer, and have been able to preserve their gas-phase metallicity at the time of infall better than their peers in present-day, less massive haloes (Pasquali et al. 2012).

2.2 Comparison with SAMs predictions and simulations

In their original version, semi-analytic models of galaxy formation and evolution assumed that, upon accretion, satellites would instantaneously lose their reservoir of hot gas, thus experiencing an early and rapid quenching of their star formation activity. Consequently, SAMs predicted fractions of passive satellites much higher than observed, especially at low stellar masses ($\log(M_*/M_\odot) < 10$, cf. for example Weinmann et al. 2006). An additional effect of a too early and rapid quenching is that SAMs overestimate the stellar age of low-mass satellites whose observed stellar ages are instead younger (Pasquali et al. 2010).

Recently, Guo et al. (2011) modified their SAMs by introducing a dependence of strangulation on M_h ; also in this case the predicted fraction of quenched satellites turns out to be larger than observed particularly at low stellar masses. The comparison between observed and predicted fractions of quenched galaxies implies, once again, that low-mass satellites residing in haloes more massive than $\log(M_h/M_\odot) \simeq 13$ cease their star formation activity over a long time scale, of the order of 5 Gyr. Quenching should

become shorter with increasing M_* (De Lucia et al. 2012, Hirschmann et al. 2014).

An alternative way to reconcile predicted and observed fractions of passive satellites was proposed by Kang & van den Bosch (2008), who adopted a strangulation time scale of 3 Gyr in their SAMs and assumed that 50% of low-mass satellites ($\log(M_*/M_\odot < 10)$) are tidally disrupted before being accreted onto their central galaxy. As discussed below, there exists a growing observational evidence for satellite galaxies being tidally stripped of their stars, which may be a prelude to tidal disruption at least for some of them. The fractions of quenched satellites computed by Kang & van den Bosch (2008) follow the observed ones quite closely.

The hydrodynamical simulations based on GADGET-2 and performed by Davé et al. (2011, 2013) automatically include ram-pressure stripping, and predict a gas-phase metallicity difference between satellites and centrals as well as a fraction of HI-poor satellites in good agreement with observations.

3 Tidal stripping and stellar mass loss

Recent deep-imaging observations at optical wavelengths (with a limiting surface brightness $\mu_g \simeq 28 - 30$ mag arcsec $^{-2}$) have revealed the presence of tidal tails, streams and shells around galaxies, of both early and late type, in low-to-intermediate density environments as well as in clusters. These fine structures are commonly interpreted as the result of recent close interactions or mergers, during which one or more companions were firstly tidally stripped of their stars and later accreted (Martínez-Delgado et al. 2010, Sheen et al. 2012, Duc et al. 2015).

N -body numerical simulations have indeed shown the emergence of these tidal features during the assembly history of galaxies and how the morphology of such substructures depends on the orbit type of the accreted companions (cf. for example Johnston et al. 2008). In particular, Chang et al. (2013) simulated the gravitational interactions between a central galaxy and its orbiting satellite in order to study the morphological transformation of the satellite galaxy as induced by tidal stripping. These simulations indicate that tidal stripping, hence stellar mass loss from the satellite, begins when $\sim 90\%$ of the satellite dark matter halo has been removed. At this point, the efficiency of tidal stripping and the amplitude of the stellar mass loss critically depend on the satellite morphology. In the case of a pure disc or a disc+bulge satellite with a tidal radius of the order of the disc scale-length, stellar mass loss is exponential and the removal of most of the disc component occurs on a time scale of few Gyrs. The orientation of the satellite orbit and the morphology of the central galaxy are found to have only a second-order effect on tidal stripping.

Tidal stripping and morphological transformations of satellites are also driven by the global tidal field of their host halo. The numerical simulations by Villalobos et al. (2012) have shown that satellites can develop tidal features

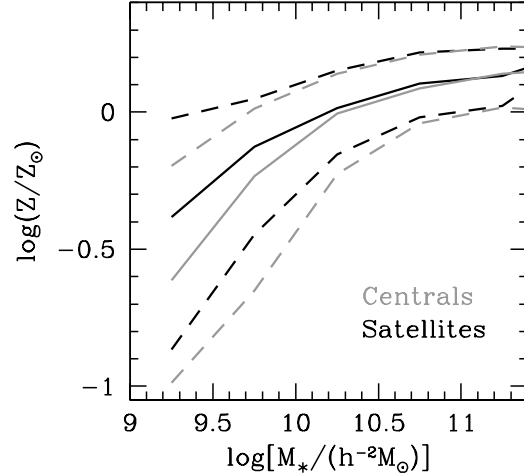


Fig. 3 The average stellar metallicity of centrals (grey solid line) and satellites (black solid line) as a function of their stellar mass. The dashed lines represent the 16th and 84th percentiles of the stellar metallicity distribution within each bin of stellar mass (Pasquali et al. 2010).

and undergo relevant changes in their original morphology once they cross a region of their host group where the mean group density is comparable to their internal, central density. The efficiency of tidal stripping and the time scale over which most of the satellite stars are removed are found to depend on the satellite stellar mass, orbit type and the satellite inclination with respect to the orbit.

Another effect of tidal stripping, in addition to tidal features and morphological transformations, may be identified in the observed offset in stellar metallicity between central and satellite galaxies at fixed stellar mass. Figure 3 shows the dependence of stellar metallicity on M_* for centrals (solid grey line) and satellites (solid black line). While at the high-mass end central and satellite galaxies are equally metal-rich, satellites less massive than $\log[M_*/(h^{-2}M_\odot)] \simeq 10.3$ exhibit a higher stellar metallicity than centrals of the same M_* . This difference becomes larger for decreasing stellar mass, and reaches a values of ~ 0.2 dex at $\log[M_*/(h^{-2}M_\odot)] \simeq 9.3$ (Pasquali et al. 2010). Observations also indicate the existence of a stellar metallicity - M_h relation for satellites, whereby the stellar metallicity of low-mass satellites ($\log[M_*/(h^{-2}M_\odot)] \simeq 10.3$) is seen increasing in more massive galaxy groups. A qualitative explanation of these trends rests on the fact that, upon accretion, satellites lose stellar mass via tidal stripping which leaves, though, stellar metallicity unaltered. Thus, present-day satellites are most likely less massive than, but equally metal-rich as, their progenitors. Comparing present-day satellites with centrals of the same M_* equals comparing present-day centrals with past, more massive centrals which are also metal-richer by virtue of the galaxy stellar metallicity - M_* relation. This ultimately produces an offset in stellar metallicity when present-day satellites and centrals are contrasted at fixed present-day M_* . In

this framework, a difference of ~ 0.2 dex in $\log(Z/Z_\odot)$ at $\log[M_\star/(h^{-2}M_\odot)] \simeq 9.3$ would indicate that a satellite of this present-day M_\star has experienced a fractional mass loss of about 50%. Since satellite galaxies in present-day, more massive environments were accreted at an earlier time, they have undergone the effects of tidal stripping for a longer period and, consequently, they are expected to be metal-rich than satellites of the same M_\star in less massive haloes (Pasquali et al. 2010).

4 Beyond $z = 0$

We observe environmental effects also at higher redshifts, at least up to $z \simeq 2$, although larger distances progressively hamper our capability of measuring detailed stellar parameters, and limit our measurements to more massive galaxies and environments. Most measurements are restricted to star formation rates from emission lines and photometry, and to stellar ages from the D4000 break.

A number of studies have shown that, at intermediate redshift ($0.2 < z < 0.8$), star-forming galaxies in groups and clusters exhibit star formation rates that are, at fixed M_\star , a factor of two lower than those measured in the field population (cf. for example Poggianti et al. 2006, Vulcani et al. 2010). Consequently, the fraction of passive galaxies is observed to rise, at fixed M_\star , with halo mass, from the field population to galaxy groups and clusters. Following the time evolution of the cosmic star formation rate, the fraction of passive satellites in groups and clusters tend to become lower with increasing redshift and closer to the value measured in the field. At fixed M_h , the number of passive galaxies steadily rises with increasing stellar mass in analogy to what is observed at $z \simeq 0$ (cf. for example Lin et al. 2014, McGee et al. 2011).

Similar trends are observed at $z \simeq 1$; the fraction of star-forming galaxies is a factor of ~ 2 higher in the field than in groups at any galaxy stellar mass. Moreover, the fractional number of star-forming galaxies within groups is seen to increase with distance from the group centre, most likely a result of ram-pressure stripping being more efficient in the central region of groups/clusters where the ICM is densest (Muzzin et al. 2012). In particular, Muzzin et al. (2014) analysed the velocity-position distribution of post-starburst satellites in several $z \sim 1$ clusters, and found that simulations can reproduce it when satellites, upon accretion, are let to form stars for about 1 Gyr (the time needed to make their first passage at $R \sim 0.5 R_{\text{vir}}$ where environmental effects become more efficient), and then quench their star formation activity rapidly, over a time scale between 0.1 and 0.5 Gyr (cf. also Balogh et al. 2011, Mok et al. 2014).

Our knowledge of galaxy environment at $z \sim 1.5 - 2$ is clearly much sparser than at $z < 1$, since the detection of galaxy clusters at infrared wavelengths is challenging from the ground and no extensive, imaging and spectroscopic survey has been performed yet at these redshifts that can give a statistically-robust (against cosmic variance) overview of

galaxy properties as a function of their haloes. A number of galaxy clusters have been discovered and studied beyond $z \sim 1.5$, which exhibit nearly the same fraction of passive and star-forming satellites, at odds with their $z < 1$ counterparts mostly dominated by quenched galaxies. The cluster star-forming satellites experience star formation rates that are comparable to those measured in the field (Hayashi et al. 2010). They are seen to populate the cluster core and outskirts either in equal percentage (cf. Hayashi et al. 2010) or to become more numerous in the higher density regions of these clusters (Tran et al. 2010, Santos et al. 2015). Nevertheless, some clusters at $z > 1.5$ already exhibit a fraction of passive satellites higher than in the field and increasing with decreasing cluster-centric distance, possibly due to a more efficient ram-pressure stripping in the cluster core (see for example Strazzullo et al. 2013). The picture thus emerging from these results is one where galaxy clusters at $z > 1.5$ are building up their core with the progenitors of the quenched massive galaxies observed at $z < 1$.

5 Conclusions

The observed properties of satellite galaxies at $z \simeq 0$ can be ascribed to a star formation activity that proceeds for 2 - 4 Gyr since accretion onto a bigger halo, and subsequently declines with an e-folding time < 1 Gyr. These time scales do not significantly depend on halo mass, and are estimated to be shorter at $z \simeq 1$: ~ 1 Gyr and ~ 0.3 Gyr, respectively. How can we reconcile these two snapshots in the time evolution of cosmic structures?

Tinker & Wetzel (2010) performed clustering measurements for star-forming and passive galaxies (so distinguished on the basis of their colours) in three publicly available surveys (UKIDSS-UDS, DEEP2 and COMBO-17), and used the fraction of passive satellites to estimate, by comparison with simulations, the satellites quenching time and its dependence on redshift. In this case, the quenching time is comparable with the above mentioned duration of the satellite star formation activity after infall plus the time scale of its subsequent rapid quenching. The authors found that the satellite quenching time scale increases with decreasing redshift as $(1+z)^{-1.5}$, in a similar way as the dynamical time scale of dark matter haloes. This likeness would then suggest that satellites lose their hot gas (aka strangulation) mainly because of tidal forces induced by their host halo when they cross it. This, in concurrence with the ram pressure stripping of cold/ionized gas, would cause the suppression of star formation in satellites.

An alternative explanation of the redshift dependence of the satellites quenching time comes from McGee et al. (2014), who analysed the quenching times measured in the literature for satellites at different redshifts with a model for the baryon cycle in galaxies (i.e. outflows driven by star formation). The authors suggested that recurring outflows may be able to suppress the star formation activity of satellites more rapidly than orbit-based gas stripping, especially

for the more massive galaxies and at high redshifts. Dedicated measurements of outflows, their velocities and mass-loading factors, in central and satellite galaxies at high redshifts will provide an observational assessment of their contribution to satellites quenching.

While satellite galaxies fade and get disrupted, centrals follow a different evolution. As shown by Pasquali et al. (2009), central galaxies are the place “most friendly” to star formation, where star formation can continue over long time scales. This is because: *i*) their environment does not deprive them of their gas since they do not orbit in their host halo; *ii*) they can accrete gas from their environment, via for example mergers or close encounters with gas-rich satellites, events that become progressively less likely in more massive haloes given their higher velocity dispersion. *iii*) They might accrete gas from their hot ICM and cool it so to trigger a new episode of star formation. Recently, La Barbera et al. (2014) showed that central, early-type galaxies in groups ($\log[M_{\text{H}}/(h^{-1}M_{\odot})] > 12.5$) are characterised by younger ages, lower $[\alpha/\text{Fe}]$ ratios and higher intrinsic reddening than central early-types of the same velocity dispersion (σ) but in isolation. Such findings imply that central early-types in groups assembled their stellar mass via gas accretion over longer time scales (from ~ 0.4 Gyr at high σ to few Gyrs at low σ) than isolated early-type galaxies.

Acknowledgements. I would like to thank F.C. van den Bosch and A. Gallazzi for their valuable contribution and support. I would also like to acknowledge the visitor programme of ESO Vitacura, where part of this paper was written.

References

- Bahé, Y.M., McCarthy, I.G., Balogh, M.L., Font, A.S., 2013, MNRAS 430, 3017
- Bahé, Y.M., McCarthy, I.G., 2015, MNRAS 447, 969
- Balogh, M., McGee, S.L., Wilman, D.J., et al., 2011, MNRAS 412, 2303
- Bekki, K., 2009, MNRAS 399, 2221
- Brinchmann, J., Charlot, S., White, S.D.M., et al., 2004, MNRAS 351, 1151
- Chang, J., Macció, A.V., Kang, X., 2013, MNRAS 431, 3533
- Davé, R., Finlator, K., Oppenheimer, B.D., 2011, MNRAS 416, 1354
- Davé, R., Katz, N., Oppenheimer, B.D., Kollmeier, J.A., Weinberg, D.H., 2013, MNRAS 434, 2645
- De Lucia, G., Weinmann, S., Poggianti, B.M., Aragón-Salamanca, A., Zaritsky, D., 2012, MNRAS 423, 1277
- Dressler, A., 1980, ApJ 236, 351
- Duc, P.-A., Cuillandre, J.-C., Karabal, E., et al., 2015, MNRAS 446, 120
- Fabellio, S., Kauffmann, G., Catinella, B., et al., 2012, MNRAS 427, 2841
- Gavazzi, G., Fumagalli, M., Fossati, M., et al., 2013, A&A 553, 89
- Giovanelli, R., Haynes, M.P., Kent, B.R., et al., 2005, AJ 130, 2598
- Gunn, J.E., Gott, J.R.I., 1972, ApJ 176, 1
- Guo, Q., White, S., Boylan-Kolchin, M., et al., 2011, MNRAS 413, 101
- Hayashi, M., Kodama, T., Koyama, Y., et al., 2010, MNRAS 402, 1980
- Hashimoto, Y., Oemler, A. Jr., Lin, H., Tucker, D.L., 1998, ApJ 499, 589
- Hirschmann, M., De Lucia, G., Wilman, D., et al., 2014, MNRAS 444, 2938
- Kang, X., van den Bosch, F.C., 2008, ApJ, 676, 101
- Kapferer, W., Sluka, C., Schindler, S., Ferrari, C., Ziegler, B., 2009, A&A 499, 87
- Kenney, J.D.P., van Gorkom, J.H., Vollmer, B., 2004, AJ 127, 3361
- Kenney, J.D.P., Geha, M., Jáchym, P., et al., 2014, ApJ 780, 119
- Johnston, K.V., Bullock, J.S., Sharma, S., et al., 2008, ApJ 689, 936
- La Barbera, F., Pasquali, A., Ferreras, I., et al., 2014, MNRAS 445, 1977
- Lin, L., Jian, H.-Y., Foucaud, S., et al., 2014, ApJ 782, 33
- Martínez-Delgado, D., Gabany, R.J., Crawford, K., et al., 2010, AJ 140, 962
- McGee, S.L., Balogh, M.L., Wilman, D.J., et al., 2011, MNRAS 413, 996
- McGee, S.L., Bower, R.G., Balogh, M.L., et al., 2014, MNRAS 442, L105
- Mok, A., Balogh, M.L., McGee, S.L., et al., 2014, MNRAS 438, 3070
- Moore, B., Lake, G., Katz, N., 1998, ApJ 495, 139
- Muriel, H., Coenda, V., 2014, A&A 564, 85
- Muzzin, A., Wilson, G., Yee, H.K.C., et al., 2012, ApJ 746, 188
- Muzzin, A., van der Burg, R.F.J., McGee, S.L., et al., 2014, ApJ 796, 65
- Pasquali, A., van den Bosch, F.C., Mo, H.J., Yang, X., Somerville, R., 2009, MNRAS 394, 38
- Pasquali, A., Gallazzi, A., Fontanot, F., et al., 2010, MNRAS 407, 937
- Pasquali, A., Gallazzi, A., van den Bosch, F.C., 2012, MNRAS 425, 273
- Poggianti, B.M., von der Linden, A., De Lucia, G., et al., 2006, ApJ 642, 188
- Santos, J.S., Altieri, B., Valtchanov, I., et al., 2015, MNRAS 447, 65
- Sheen, Y.-K., Yi, S.K., Ree, C.H., Lee, J., 2012, ApJS 202, 8
- Strazzullo, V., Gobat, R., Daddi, E., et al., 2013, ApJ, 772, 118
- Tinker, J.L., Wetzel, A.R., 2010, ApJ 719, 88
- Tran, K.-Vy.H., Papovich, C., Saintonge, A., et al., 2010, ApJ 719, L126
- Tremonti, C., Heckman, T.M., Kauffmann, G., et al., 2004, ApJ 613, 898
- van den Bosch, F.C., Aquino, D., Yang, X., et al., 2008, MNRAS 387, 79
- Villalobos, A., De Lucia, G., Borgani, S., Murante, G., 2012, MNRAS, 424, 2401
- Vollmer, B., Beck, R., Kenney, Jeffrey D.P., van Gorkom, J.H., 2004, AJ 127, 3375
- Vulcani, B., Poggianti, B.M., Finn, R.A., et al., 2010, ApJ 710, L1
- Weinmann, S.M., van den Bosch, F.C., Yang, X., et al., 2006, MNRAS 372, 1161
- Wetzel, A.R., Tinker, J.L., Conroy, C., 2012, MNRAS 424, 232
- Wetzel, A.R., Tinker, J.L., Conroy, C., van den Bosch, F.C., 2013, MNRAS 432, 336
- Wilman, D.J., Balogh, M.L., Bower, R.G., et al., 2005, MNRAS, 358, 88
- Yang, X., Mo, H.J., van den Bosch, F.C., Jing, Y.P., 2005, MNRAS 356, 1293
- Yang, X., Mo, H.J., van den Bosch, F.C., et al., 2007, ApJ 671, 153