

# One-loop Electroweak Radiative Corrections to Polarized Bhabha Scattering

D. Bardin,<sup>\*</sup> Ya. Dydyshka, L. Kalinovskaya, L. Rumyantsev,<sup>†</sup> and R. Sadykov  
*Dzhelepov Laboratory of Nuclear Problems, JINR, Dubna, 141980 Russia*

A. Arbuzov<sup>‡</sup> and S. Bondarenko<sup>§</sup>  
*Bogoliubov Laboratory of Theoretical Physics, JINR, Dubna, 141980 Russia*  
 (Dated: May 9, 2018)

Theoretical predictions for Bhabha scattering observables are presented including complete one-loop electroweak radiative corrections. Longitudinal polarization of the initial beams is taken into account. Numerical results for the asymmetry  $A_{LR}$  and the relative correction  $\delta$  are given for the set of future  $e^+e^-$  collider energies  $E_{cm} = 250, 500, 1000$  GeV with various polarization degrees.

## I. INTRODUCTION

The complete one-loop electroweak (EW) corrections to unpolarized Bhabha scattering<sup>1</sup> have been thoroughly studied for many years in<sup>2</sup> and later in<sup>3–12</sup>. The Bhabha cross section with the one-loop QED contribution including transverse and longitudinal polarizations of the incoming beams is presented in<sup>13</sup> and<sup>14</sup>. Many Monte Carlo event generators for Bhabha scattering were created, see e.g.<sup>15</sup> and references therein. In our review<sup>16</sup> we have presented the **SANC** modules for the one-loop electroweak radiative corrections (RC) for Bhabha scattering: the Helicity Amplitudes (HA) and Form Factors (FF).

As compared with hadronic collisions being studied at the LHC,  $e^+e^-$  interaction processes have a clean initial state, much lower multiplicity, and therefore provide a higher measurement precision in most cases. The substantially higher energy range of the future colliders also demands re-estimation of various effects from both experimental and theoretical sides. Precise measurements with polarized beams at the future  $e^+e^-$  colliders ILC<sup>17</sup> and CLIC<sup>18</sup> definitely require a modern advanced theoretical support<sup>19–22</sup>. In particular, physical programs of the future  $e^+e^-$  linear colliders<sup>23–25</sup> always demonstrated a great interest to the effects related to the beam polarization.

In the article we present the complete one-loop calculation of the EW radiative corrections to Bhabha scattering with polarized beams. Numerical estimates are shown for the correction to the differential distribution in the cosine of the electron scattering angle. The relevant contributions to the cross section are calculated analytically and then evaluated numerically.

In order to verify our results, we performed several tuned comparisons with the results of the alternative systems where available. The sum of virtual and soft photon Bremsstrahlung contributions in the unpolarized case are compared with the **AItalc-1.4** code<sup>12</sup>. The polarized Born and hard photon Bremsstrahlung contributions are compared with the corresponding values obtained with the help of the **WHIZARD** code<sup>20,26,27</sup>. The unpolarized hard photon contribution is compared analytically with the result of the **CalcHEP** code<sup>28</sup>.

This paper is organized as follows. Sect. 2, the main section of this paper, is fully devoted to the cross section calculation technique at the one-loop level. Expressions for covariant and helicity amplitudes are presented. The approach for treatment of polarization effects is discussed. Sect. 3 contains numerical results for the asymmetry  $A_{LR}$  and for the relative correction  $\delta$  to the differential cross section. Comparisons with the results of other codes are also presented. Finally, in Sect. 4 we conclude with a discussion of the obtained results.

## II. DIFFERENTIAL CROSS SECTION

Let us consider scattering of longitudinally polarized  $e^+$  and  $e^-$  beams with the four momenta  $p_1$  and  $p_2$  for the incoming particles and  $p_3$  and  $p_4$  for the outgoing ones:

$$e^+(p_1) + e^-(p_2) \longrightarrow e^-(p_3) + e^+(p_4). \quad (1)$$

Where it is possible, we work in the massless limit and neglect the effects suppressed by the ratio of the electron mass to the beam energy. The Feynman diagrams for the Born-level are shown in Fig. 1.

For the differential cross section  $e^+e^- \rightarrow e^-e^+$  one gets

$$d\sigma = \frac{1}{32\pi s} |\overline{\mathcal{A}}|^2 d\cos\vartheta, \quad (2)$$

where  $\mathcal{A}$  is the covariant amplitude (CA) of the process,  $\sqrt{s}/2$  is the electron energy, and  $\vartheta$  is the scattering angle in the center-of-mass system (CMS).

### A. Covariant one-loop amplitude

The one-loop covariant amplitude comes out from the straightforward standard calculation by means of **SANC** programs and procedures of *all* diagrams contributing to a given process at the tree (Born) and one-loop levels. The amplitude contains kinematic factors and coupling constants. It is parametrized by a certain number of form factors (FFs) which are denoted by  $\mathcal{F}$  in general with an index labeling the corresponding Lorentz tensor

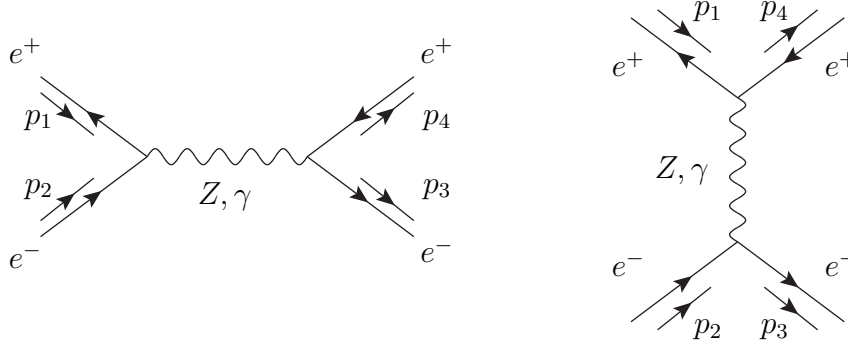


FIG. 1. The  $s$  (left) and  $t$  (right) channels of the Bhabha process at the lowest order.

structure. The number of FFs is equal to the number of the relevant structures. For the processes with non zero tree-level amplitudes the FFs have the form

$$\mathcal{F} = 1 + k\tilde{\mathcal{F}}, \quad (3)$$

where “1” stands for the Born level and the term  $\tilde{\mathcal{F}}$  with the factor

$$k = \frac{g^2}{16\pi^2}, \quad (4)$$

is due to one-loop corrections. After squaring the amplitude we neglect terms proportional to  $k^2$  in order to get the pure one-loop approximation without any admixture of higher-order terms which can be added later.

The CA for Bhabha scattering can be written (if the electron mass is neglected and because of the symmetry of the process:  $\mathcal{F}_{LQ} = \mathcal{F}_{QL}$ ) by the electromagnetic running coupling constant and four FFs with permuted arguments  $s$  and  $t$  as:

$$\begin{aligned} \mathcal{A} &= \mathcal{A}_\gamma(s) + \mathcal{A}_Z(s) - [\mathcal{A}_\gamma(t) + \mathcal{A}_Z(t)] \\ &= ie^2 \left\{ \left[ \gamma_\mu \otimes \gamma_\mu \frac{\mathcal{F}_\gamma(s)}{s} - \gamma_\mu \otimes \gamma_\mu \frac{\mathcal{F}_\gamma(t)}{t} \right] \right. \\ &\quad + \frac{\chi_Z(s)}{s} \left\{ \left( I_e^{(3)} \right)^2 \gamma_\mu \gamma_6 \otimes \gamma_\mu \gamma_6 \mathcal{F}_{LL}(s, t, u) \right. \\ &\quad \left. + 2\delta_e I_e^{(3)} \gamma_\mu \otimes \gamma_\mu \gamma_6 \mathcal{F}_{QL}(s, t, u) + \delta_e^2 \gamma_\mu \otimes \gamma_\mu \mathcal{F}_{QQ}(s, t, u) \right\} \\ &\quad \left. - \frac{\chi_Z(t)}{t} \left\{ s \leftrightarrow t \right\} \right\}. \end{aligned} \quad (5)$$

where  $\gamma_6 = (1 + \gamma_5)$ , the electron charge  $Q_e$ , and couplings  $I_e^{(3)}$ ,  $\delta_e = v_e - a_e$ . The symbol  $\otimes$  is used in the following short-hand notation:

$$J_\mu^i \otimes J_\mu^j = \bar{v}(i, p_1) J_\mu^i u(i, p_2) \bar{u}(j, p_3) J_\mu^j v(j, p_4) \quad (6)$$

for  $s$  channel and

$$J_\mu^i \otimes J_\mu^j = \bar{u}(i, p_3) J_\mu^i u(i, p_2) \bar{v}(j, p_1) J_\mu^j v(j, p_4) \quad (7)$$

for  $t$  channel. The function  $\chi_Z$  is

$$\chi_Z(I) = \frac{1}{4s_w^2 c_w^2} \frac{I}{I - M_Z^2 + iM_Z \Gamma_Z}, \quad (8)$$

with  $I = s$  or  $t$ . In the  $t$  channel  $\Gamma_Z$  is equal to zero.

## B. Virtual, soft, and hard contributions

The complete result for  $\mathcal{O}(\alpha)$  corrections can be separated into the virtual (loop) contribution, the part due to the soft photon emission, and the last one due to the real hard photon Bremsstrahlung.

### • Born and virtual modules

Our main approach is to calculate a cross section by squaring non-interfering helicity amplitudes (HA). In the CA approach we derive tensor structures and FFs. The next step is the projection to the helicity basis. As the result one gets a set of non-interfering amplitudes, since all of them are characterized by different sets of helicity quantum numbers.

In this subsection we collect the analytic expressions for the HAs. There are six non-zero HAs, however, since for Bhabha scattering  $\mathcal{F}_{LQ}^Z = \mathcal{F}_{QL}^Z$ , the number of independent HAs is actually reduced to four as expected.

We obtain the compact expression for the Born ( $\mathcal{F}_{QL,LL,QQ} = 1$ ) and the virtual part by HA approach (9):

$$\begin{aligned} \mathcal{H}_{++++} &= \mathcal{H}_{----} = \\ &\quad - 2e^2 \frac{s}{t} \left[ \mathcal{F}_{QQ}^{(\gamma,Z)}(t, s, u) - \chi_Z(t) \delta_e \mathcal{F}_{QL}^Z(t, s, u) \right], \\ \mathcal{H}_{+-+-} &= \mathcal{H}_{-+-+} = \\ &\quad e^2 c_- \left[ \mathcal{F}_{QQ}^{(\gamma,Z)}(s, t, u) - \chi_Z(s) \delta_e \mathcal{F}_{LQ}^Z(s, t, u) \right], \\ \mathcal{H}_{+--+} &= \\ &\quad - e^2 c_+ \left( \left[ \mathcal{F}_{QQ}^{(\gamma,Z)}(s, t, u) + \chi_Z(s) (\mathcal{F}_{LL}^Z(s, t, u) \right. \right. \\ &\quad \left. \left. - 2\delta_e \mathcal{F}_{LQ}^Z(s, t, u) \right) \right] + \frac{s}{t} [s \leftrightarrow t] \right), \\ \mathcal{H}_{-++-} &= -e^2 c_+ \left( \left[ \mathcal{F}_{QQ}^{(\gamma,Z)}(s, t, u) \right] + \frac{s}{t} [s \leftrightarrow t] \right), \end{aligned} \quad (9)$$

where  $c_\pm = \cos \vartheta \pm 1$  and  $\mathcal{F}_{QQ}^{(\gamma,Z)}(a, b, c) = \mathcal{F}_{QQ}^{(\gamma)}(a, b, c) + \chi_Z(a) \delta_e^2 \mathcal{F}_{QQ}^{(Z)}(a, b, c)$ .

### • Bremsstrahlung module

The Bremsstrahlung module of the SANC system computes the contributions due to the soft and inclusive hard real photon emission. The soft photon contribution contains infrared divergences and has to compensate the cor-

responding divergences of the one-loop virtual QED corrections.

The soft photon Bremsstrahlung correction permits to be calculated analytically. It is factorized in front of the Born cross section. It depends on the auxiliary parameter which separates kinematical domains of the soft and hard photon emission in a given reference frame. The polarization dependence is contained in  $\sigma^{\text{Born}}$ . The explicit form for the soft photon contribution is

$$\begin{aligned} \sigma^{\text{soft}} = & -\sigma^{\text{Born}} \frac{\alpha}{\pi} Q_e^2 \left\{ \left( 1 + \ln \left( \frac{m_e^2}{s} \right) \right)^2 \right. \\ & + \ln \left( -\frac{u}{s} \right)^2 - \ln \left( -\frac{t}{s} \right)^2 - 2\text{Li}_2 \left( -\frac{u}{s} \right) \\ & + 2\text{Li}_2 \left( -\frac{t}{s} \right) + 4\text{Li}_2(1) - 1 \\ & \left. + 2\ln \left( \frac{4\omega^2}{\lambda} \right) \left[ 1 + \ln \left( \frac{m_e^2}{s} \right) - \ln \left( \frac{t}{u} \right) \right] \right\}. \end{aligned} \quad (10)$$

Here  $\omega$  is the soft-hard separator and  $\lambda$  is an auxiliary infinitesimal photon mass and the Spence function  $\text{Li}_2(z) = -\int_0^z \frac{\ln(1-x)}{x} dx$ .

The contribution of the hard real photon emission is obtained by direct squaring of the matrix element. Explicit formulae for the differential distribution of Bhabha process with hard photon emission are too long to be listed here.

### C. Longitudinal polarization

To study the case of the longitudinal polarization, we produce the helicity amplitudes and make a formal application of Eq. (1.15) from<sup>29</sup>. In our notation the corresponding cross section of Bhabha scattering with the longitudinal polarization can be expressed as

$$\begin{aligned} \frac{d\sigma(P_{e^-}, P_{e^+})}{d\cos\vartheta} = & \frac{1}{128\pi s} \left[ (1 + P_{e^-})(1 + P_{e^+}) \sum_{ij} |\mathcal{H}_{++ij}|^2 \right. \\ & + (1 - P_{e^-})(1 + P_{e^+}) \sum_{ij} |\mathcal{H}_{+-ij}|^2 \\ & + (1 + P_{e^-})(1 - P_{e^+}) \sum_{ij} |\mathcal{H}_{-+ij}|^2 \\ & \left. + (1 - P_{e^-})(1 - P_{e^+}) \sum_{ij} |\mathcal{H}_{--ij}|^2 \right]. \end{aligned} \quad (11)$$

For the cross check we got analytical zero for the difference between the square of the covariant amplitude (we introduced the spin density matrix into our procedures) and Eq. (11).

The asymmetry  $A_{LR}$  and the relative correction  $\delta$  are

defined as

$$\begin{aligned} A_{LR} &= \frac{d\sigma(-1, 1) - d\sigma(1, -1)}{d\sigma(-1, 1) + d\sigma(1, -1)}, \\ \delta &= \frac{d\sigma^{1\text{-loop}}(P_{e^-}, P_{e^+})}{d\sigma^{\text{Born}}(P_{e^-}, P_{e^+})} - 1, \end{aligned} \quad (12)$$

where we omitted  $d\cos\vartheta$  for shortness.

## III. NUMERICAL RESULTS AND COMPARISONS

In this section, we present numerical results for EW RC to Bhabha scattering obtained by means of the **SANC** Monte Carlo event generator. Comparisons of our results for specific contributions with the ones existing in the literature are also given.

There are many studies devoted to the Bhabha process, see e.g.<sup>12</sup> and references therein. It is highly non-trivial to realize a tuned comparison of the numerical results, since authors usually do not present the complete list of the input parameters and do not specify the calculation scheme. Eventually, we compare with the modern packages **Altalk** and **WHIZARD** which allow to choose the following common set of the input parameters:

$$\begin{aligned} \alpha^{-1}(0) &= 137.03599976, \\ M_W &= 80.4514958 \text{ GeV}, \quad M_Z = 91.1876 \text{ GeV}, \\ \Gamma_Z &= 2.49977 \text{ GeV}, \quad m_e = 0.51099907 \text{ MeV}, \\ m_\mu &= 0.105658389 \text{ GeV}, \quad m_\tau = 1.77705 \text{ GeV}, \\ m_d &= 0.083 \text{ GeV}, \quad m_s = 0.215 \text{ GeV}, \\ m_b &= 4.7 \text{ GeV}, \quad m_u = 0.062 \text{ GeV}, \\ m_c &= 1.5 \text{ GeV}, \quad m_t = 173.8 \text{ GeV}. \end{aligned} \quad (13)$$

The  $\alpha(0)$  EW scheme is used in all calculations.

All results are obtained for the set of the energy  $E_{cm} = 250, 500, \text{ and } 1000 \text{ GeV}$  for the following magnitudes of the electron ( $P_{e^-}$ ) and the positron ( $P_{e^+}$ ) beam polarizations:  $(0, 0)$ ,  $(-0.8, 0)$ ,  $(-0.8, -0.6)$ ,  $(-0.8, 0.6)$ .

### • Comparison for Born and hard photon contributions

First of all we verified an agreement between our analytic result for the unpolarized hard photon Bremsstrahlung process cross section with the one obtained with the help of the **CalcHEP** system<sup>28</sup>.

The numerical comparison for the hard photon Bremsstrahlung cross section with polarized initial particles is performed using the **WHIZARD** system. Table I shows the good agreement between the **SANC** results (the second row) for the Born and hard photon Bremsstrahlung contributions with the ones obtained with the help of the **WHIZARD** (the first row) program<sup>30</sup>. The range of scattering angles for the final electrons and positrons in this comparison was limited by the condition  $|\cos\theta| < 0.9$  with the additional condition  $E_\gamma \geq 1 \text{ GeV}$  for the emitted photon energy.

• **Comparison of virtual and soft photon Bremsstrahlung contributions**

We obtained a very good agreement (six significant digits) in the comparison of the **SANC** and **AItalc-1.4**<sup>12</sup> results for the unpolarized differential Born cross section and for the sum of the virtual and the soft photon Bremsstrahlung contributions. The comparison was done for the different values of the scattering angles ( $\cos\vartheta$ : from  $-0.9$  up to  $+0.9999$ ).

• **Results for Born and 1-loop cross section**

The unpolarized differential cross section of Bhabha scattering and the relative  $\mathcal{O}(\alpha)$  correction  $\delta$  (in percent) as a function of the electron scattering angle are shown in Figs. 2, 3, and 4 for  $|\cos\theta| < 0.9$  and different CMS energies.

The huge relative radiative corrections for the backward scattering angles are due to the smallness of the Born cross section in this domain, that does not mean any problem with the perturbation theory.

The integrated cross section of the Bhabha scattering and the relative correction  $\delta$  are given in the Table II for various energies and beam polarization degrees.

The  $A_{LR}$  asymmetry at  $\sqrt{s} = 250, 500$ , and  $1000$  GeV is shown in Figs. 5-7. One can see that the EW radiative corrections affect the asymmetry very strongly.

#### IV. CONCLUSIONS

The theoretical description of Bhabha scattering with taking into account the radiative corrections is crucial for the high-precision measurement of this process and thus for luminosity monitoring at the modern and future  $e^+e^-$  colliders. Consideration of the beam polarization is a novel requirement for the theoretical predictions for the  $e^+e^-$  collisions at the energies of CLIC and ILC.

TABLE I. Tuned comparison of the **SANC** and **WHIZARD** results for the Born and hard Bremsstrahlung contributions to polarized Bhabha scattering for  $\sqrt{s} = 250, 500$ , and  $1000$  GeV.

$P_{e^-}, P_{e^+}$	0, 0	-0.8, 0	-0.8, -0.6	-0.8, 0.6
$\sqrt{s} = 250$ GeV				
$\sigma^{\text{Born}}, \text{pb}$	56.677(1)	57.774(1)	56.272(1)	59.276(1)
$\sigma^{\text{Born}}, \text{pb}$	56.677(1)	57.775(1)	56.272(1)	59.275(1)
$\sigma^{\text{hard}}, \text{pb}$	48.62(1)	49.58(1)	48.74(1)	50.40(1)
$\sigma^{\text{hard}}, \text{pb}$	48.65(1)	49.56(1)	48.78(1)	50.44(1)
$\sqrt{s} = 500$ GeV				
$\sigma^{\text{Born}}, \text{pb}$	14.379(1)	15.030(1)	12.706(1)	17.355(1)
$\sigma^{\text{Born}}, \text{pb}$	14.379(1)	15.030(1)	12.706(1)	17.354(1)
$\sigma^{\text{hard}}, \text{pb}$	15.14(1)	15.81(1)	13.54(1)	18.07(1)
$\sigma^{\text{hard}}, \text{pb}$	15.12(1)	15.79(1)	13.55(1)	18.11(2)
$\sqrt{s} = 1000$ GeV				
$\sigma^{\text{Born}}, \text{pb}$	3.6792(1)	3.9057(1)	3.0358(1)	4.7756(1)
$\sigma^{\text{Born}}, \text{pb}$	3.6792(1)	3.9057(1)	3.0358(1)	4.7755(1)
$\sigma^{\text{hard}}, \text{pb}$	4.693(1)	4.976(1)	3.912(1)	6.041(1)
$\sigma^{\text{hard}}, \text{pb}$	4.694(1)	4.975(1)	3.913(1)	6.043(2)

TABLE II. Born and 1-loop cross sections of Bhabha scattering and the corresponding relative corrections  $\delta$  for  $\sqrt{s} = 250, 500$  and  $1000$  GeV.

$P_{e^-}, P_{e^+}$	0, 0	-0.8, 0	-0.8, -0.6	-0.8, 0.6
$\sqrt{s} = 250$ GeV				
$\sigma_{e^+e^-}^{\text{Born}}, \text{pb}$	56.6763(1)	57.7738(1)	56.2725(4)	59.2753(5)
$\sigma_{e^+e^-}^{\text{1-loop}}, \text{pb}$	61.731(6)	62.587(6)	61.878(6)	63.287(7)
$\delta, \%$	8.92(1)	8.33(1)	9.96(1)	6.77(1)
$\sqrt{s} = 500$ GeV				
$\sigma_{e^+e^-}^{\text{Born}}, \text{pb}$	14.3789(1)	15.0305(1)	12.7061(1)	17.3550(2)
$\sigma_{e^+e^-}^{\text{1-loop}}, \text{pb}$	15.465(2)	15.870(2)	13.861(1)	17.884(2)
$\delta, \%$	7.56(1)	5.59(1)	9.09(1)	3.05(1)
$\sqrt{s} = 1000$ GeV				
$\sigma_{e^+e^-}^{\text{Born}}, \text{pb}$	3.67921(1)	3.90568(1)	3.03577(3)	4.77562(5)
$\sigma_{e^+e^-}^{\text{1-loop}}, \text{pb}$	3.8637(4)	3.9445(4)	3.2332(3)	4.6542(7)
$\delta, \%$	5.02(1)	0.99(1)	6.50(1)	-2.54(1)

Moreover our results can be relevant for the physical program of the Super  $c - \tau$  factory<sup>31</sup> planned to be built in Novosibirsk, where polarization of the electron beam is also foreseen.

We show that the complete  $\mathcal{O}(\alpha)$  electroweak radiative corrections provide a considerable impact on the differential cross section and the left-right asymmetry. Moreover, the corrections themselves are rather sensitive to polarization degrees of the initial beams.

The observed magnitude of the first order corrections certainly provokes the question about the size of the higher-order corrections to this process. Some of those corrections are known in the literature (but mainly the pure QED ones for the unpolarized case). To estimate the theoretical uncertainty we plan to implement the known higher-order corrections to Bhabha scattering into our Monte Carlo event generator.

#### ACKNOWLEDGMENTS

We express our sincere gratitude to Sabine Riemann<sup>32</sup> for fruitful stimulating discussions. We thank Gizo Nanava for collaboration on the **SANC** system. Results were obtained within the framework of State Program No. 3.9696.2017/8.9 from the Ministry of Education and

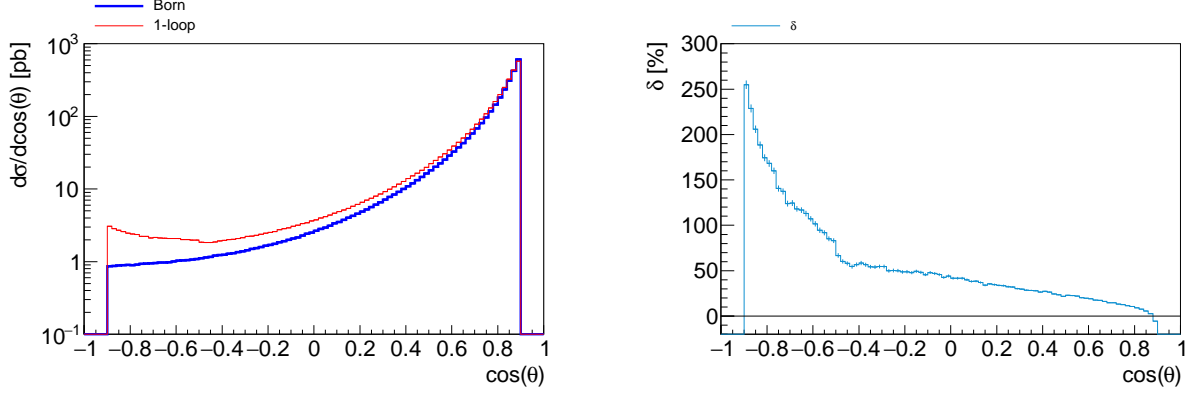


FIG. 2. The differential cross section (left) [in pb] and the relative correction  $\delta$  (right) [in %] vs. the cosine of the electron scattering angle for  $\sqrt{s} = 250$  GeV.

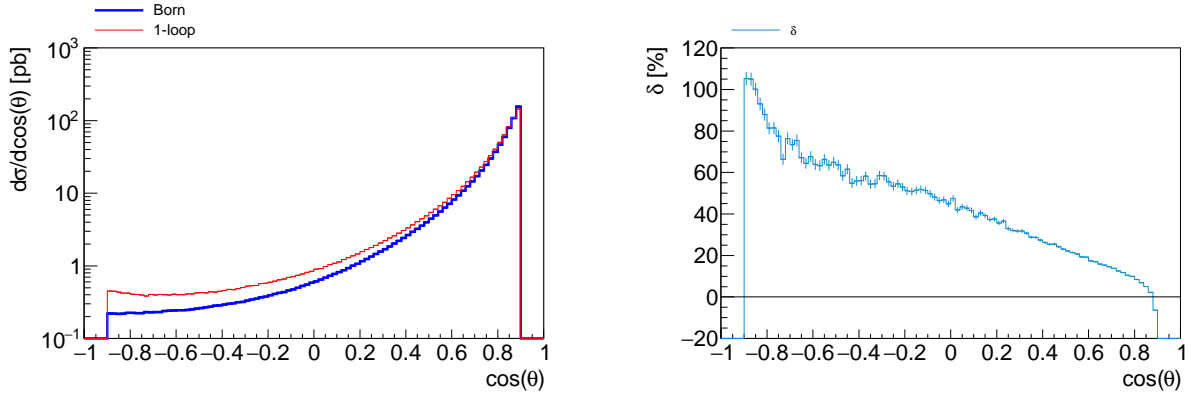


FIG. 3. The differential cross section (left) [in pb] and the relative correction  $\delta$  (right) [in %] vs. the cosine of the electron scattering angle for  $\sqrt{s} = 500$  GeV.

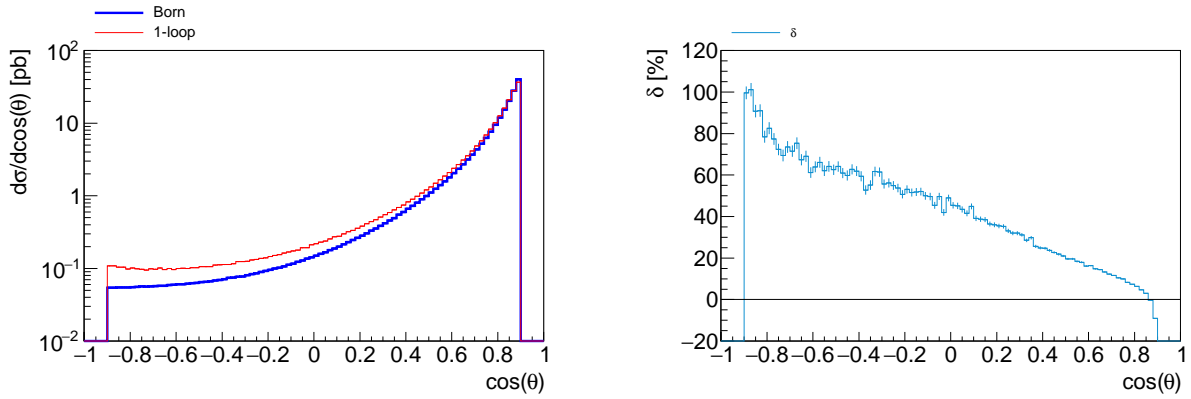


FIG. 4. The differential cross section (left) [in pb] and the relative correction  $\delta$  (right) [in %] vs. the cosine of the electron scattering angle for  $\sqrt{s} = 1000$  GeV.

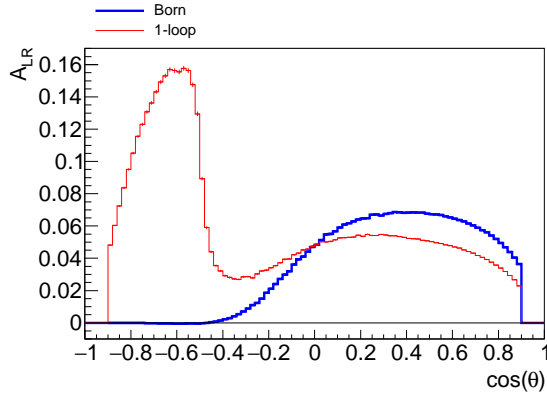


FIG. 5. The left-right asymmetry  $A_{LR}$  as a function of the cosine of the electron scattering angle at  $\sqrt{s} = 250$  GeV.

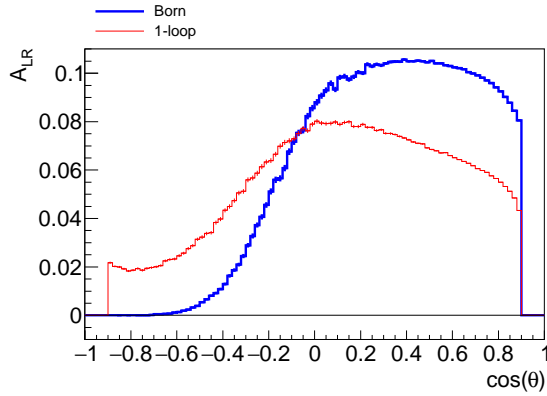


FIG. 6. The left-right asymmetry  $A_{LR}$  as a function of the cosine of the electron scattering angle at  $\sqrt{s} = 500$  GeV.

- 
- \* deceased
- <sup>†</sup> Also at Institute of Physics, Southern Federal University, Rostov-on-Don, 344090 Russia
- <sup>‡</sup> Also at Dubna University, Dubna, 141980, Russia
- <sup>§</sup> bondarenko@jinr.ru
- <sup>1</sup> H.J. Bhabha, Proc. Roy. Soc. Lond. **A154**, 195 (1936)
- <sup>2</sup> M. Consoli, Nucl. Phys. **B160**, 208 (1979)
- <sup>3</sup> M. Bohm, A. Denner, W. Hollik, R. Sommer, Phys. Lett. **B144**, 414 (1984)
- <sup>4</sup> K. Tobimatsu, Y. Shimizu, Prog. Theor. Phys. **75**, 905 (1986)
- <sup>5</sup> M. Bohm, A. Denner, W. Hollik, Nucl. Phys. **B304**, 687 (1988)
- <sup>6</sup> F.A. Berends, R. Kleiss, W. Hollik, Nucl. Phys. **B304**, 712 (1988)
- <sup>7</sup> S. Kuroda, T. Kamitani, K. Tobimatsu, S. Kawabata, Y. Shimizu, Comput. Phys. Commun. **48**, 335 (1988)
- <sup>8</sup> D.Yu. Bardin, W. Hollik, T. Riemann, Z. Phys. **C49**, 485 (1991)
- <sup>9</sup> W. Beenakker, F.A. Berends, S.C. van der Marck, Nucl. Phys. **B349**, 323 (1991)
- <sup>10</sup> W. Beenakker, F.A. Berends, S.C. van der Marck, Nucl. Phys. **B355**, 281 (1991)
- <sup>11</sup> G. Montagna, F. Piccinini, O. Nicrosini, G. Passarino, R. Pittau, Nucl. Phys. **B401**, 3 (1993)
- <sup>12</sup> J. Fleischer, J. Gluza, A. Lorca, T. Riemann, Eur. J. Phys. **C48**, 35 (2006), 0606210 [hep-ph]
- <sup>13</sup> W. Hollik, A. Zepeda, Z. Phys., **C12**, 485 (1982)
- <sup>14</sup> W. Hollik, Phys. Lett., **B123**, 259 (1983)
- <sup>15</sup> S. Jadach et al., *Event generators for Bhabha scattering, in CERN Workshop on LEP2 Physics (followed by 2nd meeting, 15-16 Jun 1995 and 3rd meeting 2-3 Nov 1995) Geneva, Switzerland, February 2-3, 1995* (1996), pp. 229–298, 9602393 [hep-ph]
- <sup>16</sup> A. Andonov, A. Arbuzov, D. Bardin, S. Bondarenko, P. Christova, L. Kalinovskaya, G. Nanava, W. von Schlippe, Comput. Phys. Commun. **174**, 481 (2006), [Erratum: Comput. Phys. Commun. **177**, 623 (2007)], 0411186 [hep-ph]
- <sup>17</sup> ILC, <https://www.linearcollider.org/ILC>
- <sup>18</sup> CLIC, <http://clic-study.web.cern.ch>
- <sup>19</sup> P.H. Khiem et al., *Full  $\mathcal{O}(\alpha)$  electroweak radiative corrections to  $t\bar{t}\gamma$  and  $e^-e^+\gamma$  productions at ILC with GRACE-Loop*, in *Proceedings, 9th Rencontres du Vietnam: Win-*

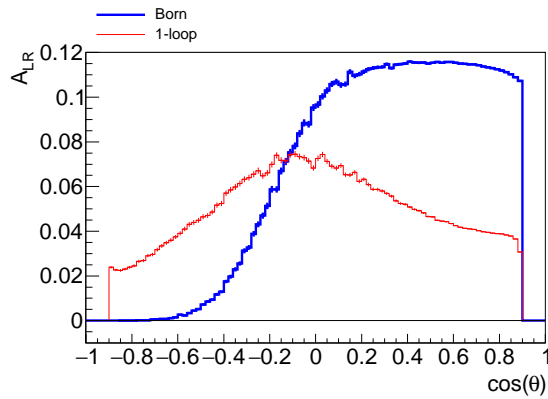


FIG. 7. The left-right asymmetry  $A_{LR}$  as a function of the cosine of the electron scattering angle at  $\sqrt{s} = 1000$  GeV.

*dows on the Universe: Quy Nhon, Vietnam, August 11-17, 2013* (2013), pp. 261–264, 1403.6556 [hep-ph]

- <sup>20</sup> T. Ohl, *WHiZard and O'Mega*, in *Proceedings, LoopFest V: Radiative Corrections for the International Linear Collider: Multi-loops and Multi-legs: SLAC, Menlo Park, California, June 19-21, 2006*

- <http://www.slac.stanford.edu/econf/C060619/present/OHL.PDF>
- <sup>21</sup> C.M. Carloni Calame, G. Montagna, O. Nicrosini, F. Piccinini, *Acta Phys. Polon.* **B46**, 2227 (2015)
- <sup>22</sup> S. Riemann, *Acta Phys. Polon.* **B46**, 2213 (2015)
- <sup>23</sup> E. Accomando et al. (ECFA/DESY LC Physics Working Group), *Phys. Rept.* **299**, 1 (1998), 9705442 [hep-ph]
- <sup>24</sup> E. Accomando et al. (CLIC Physics Working Group), *Physics at the CLIC multi-TeV linear collider*, in *Proceedings, 11th International Conference on Hadron spectroscopy (Hadron 2005): Rio de Janeiro, Brazil, August 21-26, 2005* (2004), 0412251 [hep-ph]
- <sup>25</sup> A. Arbey et al., *Eur. Phys. J.* **C75**, 371 (2015), 1504.01726 [hep-ph]
- <sup>26</sup> W. Kilian, T. Ohl, J. Reuter, *Eur. Phys. J.* **C71**, 1742 (2011), 0708.4233 [hep-ph]
- <sup>27</sup> W. Kilian, F. Bach, T. Ohl, J. Reuter, *WHIZARD 2.2 for Linear Colliders*, in *International Workshop on Future Linear Colliders (LCWS13) Tokyo, Japan, November 11-15, 2013* (2014), 1403.7433 [hep-ph]
- <sup>28</sup> A. Belyaev, N.D. Christensen, A. Pukhov, *Comput. Phys. Commun.* **184**, 1207.6082 [hep-ph]
- <sup>29</sup> G. Moortgat-Pick et al., *Phys. Rept.* **460**, 131 (2008), 0507011 [hep-ph]
- <sup>30</sup> T. Ohl, pp. 638–641 (2000), [AIP Conf. Proc. **578**, 638 (2001)], 0011287 [hep-ph]
- <sup>31</sup> S. Eidelman, *Nucl. Part. Phys. Proc.* **260**, 238 (2015)
- <sup>32</sup> S. Riemann, *Calc-2015 report*, <https://goo.gl/a8mtqh>