

Infinite Distance Networks in Field Space and Charge Orbits

Thomas W. Grimm¹, Chongchuo Li¹, Eran Palti²

¹ *Institute for Theoretical Physics*

Utrecht University, Princetonplein 5, 3584 CE Utrecht, The Netherlands

² *Max-Planck-Institut für Physik (Werner-Heisenberg-Institut),
Fohringer Ring 6, 80805 Munchen, Germany*

Abstract

The Swampland Distance Conjecture proposes that approaching infinite distances in field space an infinite tower of states becomes exponentially light. We study this conjecture for the complex structure moduli space of Calabi-Yau manifolds. In this context, we uncover significant structure within the proposal by showing that there is a rich spectrum of different infinite distance loci that can be classified by certain topological data derived from an associated discrete symmetry. We show how this data also determines the rules for how the different infinite distance loci can intersect and form an infinite distance network. We study the properties of the intersections in detail and, in particular, propose an identification of the infinite tower of states near such intersections in terms of what we term charge orbits. These orbits have the property that they are not completely local, but depend on data within a finite patch around the intersection, thereby forming an initial step towards understanding global aspects of the distance conjecture in field spaces. Our results follow from a deep mathematical structure captured by the so-called orbit theorems, which gives a handle on singularities in the moduli space through mixed Hodge structures, and is related to a local notion of mirror symmetry thereby allowing us to apply it also to the large volume setting. These theorems are general and apply far beyond Calabi-Yau moduli spaces, leading us to propose that similarly the infinite distance structures we uncover are also more general.

Contents

| | | |
|----------|--|-----------|
| 1 | Introduction | 2 |
| 2 | Monodromy and Orbit Theorems in Calabi-Yau Moduli Spaces | 5 |
| 2.1 | Complex Structure Moduli Spaces and Monodromy | 6 |
| 2.2 | Approximating the periods: Nilpotent orbits | 9 |
| 2.3 | Characterizing Singularities in Calabi-Yau Threefolds | 11 |
| 2.4 | Commuting $\mathfrak{sl}(2)$ s and the $\mathrm{Sl}(2)$ -orbit | 15 |
| 2.5 | Growth of the Hodge norm | 18 |
| 3 | Classifying Singularities in Calabi-Yau Moduli Spaces | 22 |
| 3.1 | A Classification of Calabi-Yau Threefold Singularities | 22 |
| 3.2 | A Classification of allowed Singularity Enhancements | 25 |
| 3.3 | On the Classification of Infinite Distance Points | 27 |
| 3.4 | The Large Complex Structure and Large Volume Point | 28 |
| 4 | Charge orbits and the Swampland Distance Conjecture | 32 |
| 4.1 | Single parameter charge orbits | 33 |
| 4.2 | Defining the general charge orbit | 36 |
| 4.3 | Masslessness of the charge orbit | 39 |
| 4.4 | The two-divisor analysis | 41 |
| 4.5 | The general multi-divisor analysis | 50 |
| 4.6 | A two parameter example: mirror of $\mathbb{P}^{(1,1,1,6,9)}$ [18] | 53 |
| 4.7 | Discussion on properties of the charge orbit | 55 |
| 5 | Conclusions | 57 |
| A | Monodromy filtrations and mixed Hodge structures | 59 |
| B | Construction of the $\mathrm{Sl}(2)$-splitting | 60 |
| C | General procedure to construct the commuting $\mathfrak{sl}(2)$s | 62 |
| D | An example: commuting $\mathfrak{sl}(2)$s in the mirror of $\mathbb{P}^{(1,1,1,6,9)}$[18] | 63 |
| D.1 | Introduction to the example | 63 |
| D.2 | The commuting $\mathfrak{sl}(2)$ -pair associated to the degeneration $\mathrm{III}_0 \rightarrow \mathrm{IV}_2$ | 65 |
| D.3 | The commuting $\mathfrak{sl}(2)$ -pair associated to the degeneration $\mathrm{IV}_1 \rightarrow \mathrm{IV}_2$ | 71 |
| E | Deriving the polarised relations | 75 |

1 Introduction

There are a number of proposed consistency constraints on effective quantum field theories that could potentially arise from string theory. One of them, the Swampland Distance Conjecture (SDC), states that infinite distances in moduli space lead to an infinite tower of states becoming massless exponentially fast in the proper field distance [1]. So if we consider two points in field space P and Q , with a geodesic proper distance between them of $d(P, Q)$, then upon approaching the point P there should exist an infinite tower of states with characteristic mass scale m such that

$$m(P) \sim m(Q) e^{-\gamma d(P, Q)} \text{ as } d(P, Q) \rightarrow \infty. \quad (1.1)$$

Here γ is some positive constant which depends on the choice of P and Q but which is not specified in generality. The distance conjecture has been studied in a number of different settings and utilising different approaches [2–17]. It has also been generalised and refined to a proposal which should hold for fields with a potential and for any super-Planckian variations in field space [3, 4]. It therefore has potentially important phenomenological implications within cosmology, particularly in the context of large field inflation, see [18] for a review. More recently, it has also been utilised in [19] in relation to the Swampland de Sitter conjecture.

The distance conjecture, as stated in (1.1) is rather coarse. It does not say anything about properties of the tower of states beyond their mass, and in particular, about what is the overall structure of different infinite distances in the field space. In order to build up intuition about these questions, and evidence for the conjecture, it is useful to study large rich classes of field spaces in string theory. In [12] such a systematic study was initiated for the complex structure moduli space of Calabi-Yau manifolds in compactifications of type IIB string theory to four dimensions. We will retain this setting in this paper.¹ The conjecture was shown to hold for a large class of infinite distances without referring to any specific example. The reason such a general approach is possible is because infinite distance loci in moduli space have some very general properties. In particular, they have a discrete set of data associated to monodromies when circling them, and this data determined the local form of the moduli space as well as the spectrum of charged states. In this paper we will build on these ideas and uncover more of the structure contained in this discrete data. In terms of the distance conjecture, this structure will ‘resolve’ the infinite distance divergence into a fine classification of different types of infinite distances, and begin to shed light on how such infinite distance types can intersect and form a complex network of infinite distance loci. It will also determine how the towers of states can arise and be inter-related within such a network.

First, we recall the local aspect of the data. The results of [12] showed that infinite distance loci are singular loci in the moduli space and have an associated discrete monodromy transformation, denoted by T . This transformation determines the local geometry of the moduli space. It also picks out an infinite tower of states where it acts as the transformation moving one step up the tower. This general picture is illustrated in figure 1. The presence of such a universal structure allowed for a very general analysis and so to proofs of very general results. It was also proposed that the infinite distance is itself induced by integrating out the tower of states. In this sense, it is quite natural that the same object T controls both the tower of states and the infinite distance behaviour.

¹See [16, 17] for a general analysis of weak gauge coupling limits in compactifications of F-theory to six-dimensions.

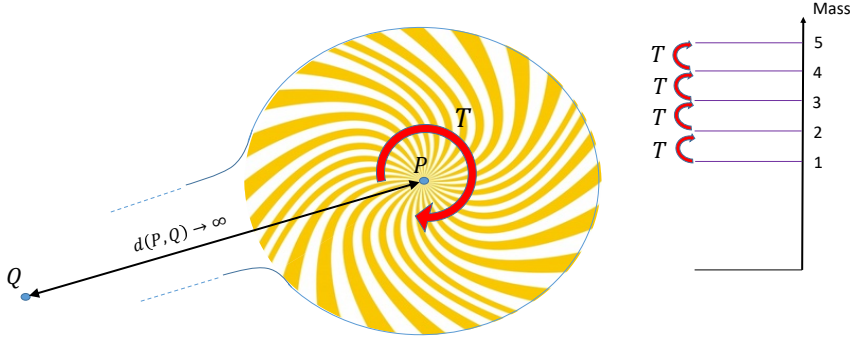


Figure 1: Figure illustrating the relation between the distance conjecture and monodromy. The point P is at infinite distance and the monodromy about it is denoted by T . The monodromy determines the local singular geometry of the moduli space, which leads to the exponential behaviour of the mass of the tower of states. The monodromy also acts on the spectrum of states picking out a specific infinite set of states.

So far we have only considered a single point P at infinite distance. But the moduli space is a high-dimensional space, and P actually belongs to a continuous set of points which together form an infinite distance locus. This full locus can be characterised by discrete data related to T . The locus can also intersect other similar infinite distance loci. Together, all these loci form a network of infinite distances. This structure is perhaps best illustrated with an example. In figure 2 we present an example field space, the complex structure moduli space of a particular Calabi-Yau manifold. Each locus of infinite distance in the moduli space is denoted by a solid line, and the full structure of the network is manifest. The loci in figure 2 are labelled by a type, which (for Calabi-Yau threefolds) can be I, II, III, or IV. Type I loci are at finite distance in moduli space. Type II, III or IV loci are at infinite distance and the increasing type denotes a sense of increasingly strongly divergent distances. In [12] a generic point P on one of the infinite distance loci was assigned a type inherited from the locus type.² This was done away from the intersection points and is in this sense a purely local analysis.

In this paper we will begin to explore the global structure of the infinite distance network. The first thing we will introduce is a more refined classification of the infinite distance loci which takes into account important additional data. The type will now be supplemented by a numerical sub-index, so for example, will take the form II_2 . This more refined type can then change, or enhance, at points where the loci intersect. In figure 3 we give a different example of an infinite distance network where we now focus in on the intersection structure in a particular region. We see that the loci are assigned a more refined data type and also each intersection locus has an associated type which may differ from the generic point on the locus. We will explain what the more refined data captures, and how it can be calculated from the monodromy T .

The next step will be to understand the distance conjecture when approaching the intersection

²The notation in [12] is that types I, II, III, IV are labelled by $d = 0, 1, 2, 3$ respectively.

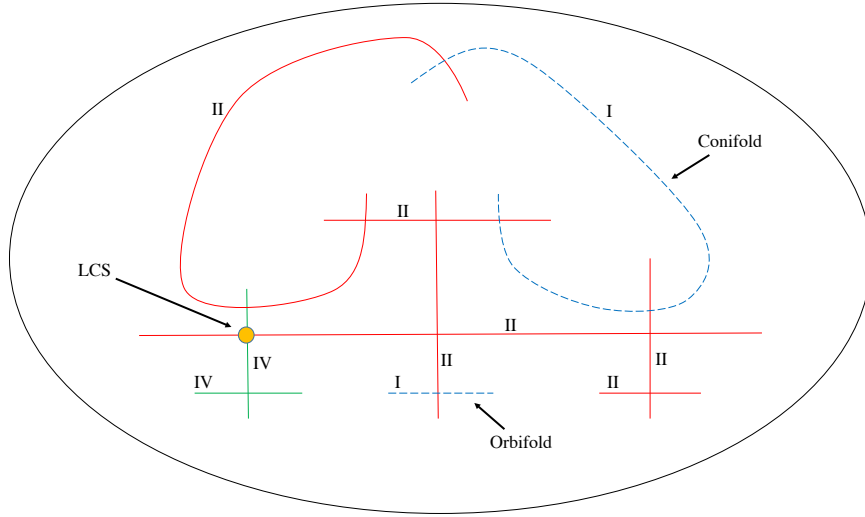


Figure 2: Figure showing an example field space with multiple infinite distance loci. The example is the (resolved) complex structure moduli space of the (mirror of the) two parameter Calabi-Yau $\mathbb{P}^{1,1,2,2,2}$ [8] as studied in [20]. Each infinite distance locus is denoted by a solid line and assigned a type labelled by II, III, or IV. We also show special finite distance loci with dashed lines, and these are associated to type I. Some well-known loci are labelled explicitly, the finite distance conifold and orbifold loci, and the infinite distance large complex-structure point.

points themselves. The whole notion of the nature of the infinite distance is vastly more complicated at the intersection points. In particular, the finiteness of the distance itself, as well as the masses of states, become path dependent questions. So whether a state becomes massless or not at the intersection loci depends on how one approaches them. We will show how to incorporate this path dependence into the formalism.

The refined discrete data not only gives the properties of the infinite distance loci but also the rules for which types of infinite distance loci can intersect each other and what are the possible types to which they could enhance on the intersection points. We therefore find rules for what type of infinite distance networks could be built. These intersection rules have deep mathematics behind them, as initially developed in [22] and studied recently in [23]. The rules can be expressed in terms of which types of infinite distance loci can enhance to which types over certain sub-loci corresponding to intersections. Expressed this way the intersection, or enhancement, rules for two example classes of networks are shown in figure 4. The example network in figure 3 falls into the type $h^{2,1} = 2$. One can then readily check that the enhancement of the locus types at the intersections indeed follows the general rules.

In [12] the tower of states was identified as generated by an infinite action of the monodromy matrix T on some BPS state charge. In this work we will introduce a more general notion of such a tower that is associated to the monodromy action, which we term a *charge orbit*. A crucial aspect of the charge orbit is that it will not be associated to a point on an infinite distance locus, but to a patch, which means that it can capture the structure of intersections. This will therefore form a first step towards connecting the towers of the different infinite distance loci into a network. A non-trivial result which we will be able to prove already is that if the type of the infinite distance increases at the intersection, then there is an infinite charge orbit of states

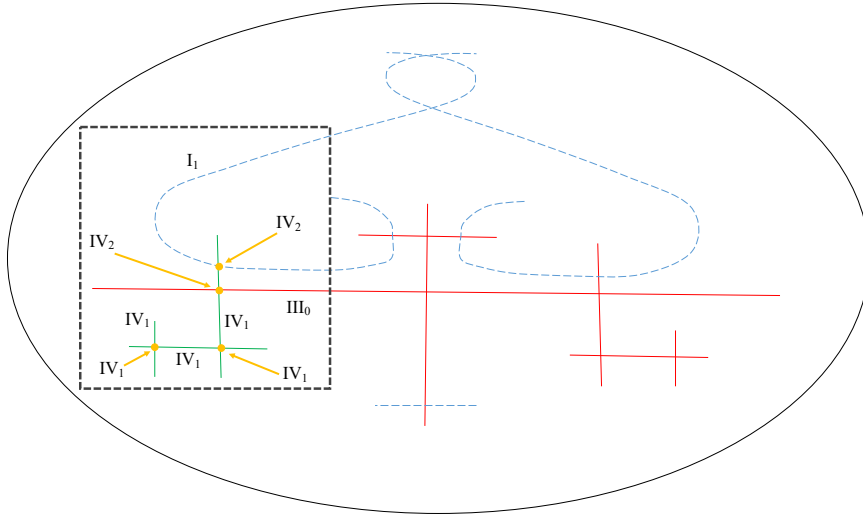


Figure 3: Figure showing an example intersecting network for the (mirror of the) Calabi-Yau $\mathbb{P}^{1,1,1,6,9}$ [18] as studied in [21]. In this case we focus in one a particular region of the network, within the box, and show the more refined data for each locus including the sub-index. At the points of intersections the type of a locus can be modified. We show the types associated to each intersection point in the focused region.

which become massless approaching the locus even away from the intersection point itself. We call this an inheritance of a charge orbit by a locus from its intersection point. It is important to note, however, that in [12] the monodromy induced tower was shown to be populated by BPS states, while in this paper we will identify the charge orbit but will be unable to prove that it is populated by BPS states. Nonetheless, we propose that it indeed captures the tower of states of the distance conjecture, while leaving a proof in terms of BPS states for future work.

The paper is structured as follows. In section 2 we introduce the formalism and underlying theorems which we will use in the paper. In section 3 we show how the data of the type of infinite distance locus can be used to form a complete classification of such loci, and how this type can be extracted from the discrete monodromy. In section 4 we utilise these results to define the charge orbits at intersections of infinite distance loci. We summarise our results, and discuss extensions and interpretations of them in section 5. In the appendix we present a detailed analysis of some example intersection loci as well as collect some of the more technical formalism.

2 Monodromy and Orbit Theorems in Calabi-Yau Moduli Spaces

In this section we introduce, and develop in a way adapted to our needs, the crucial mathematical theorems and structures associated to so-called orbits. The central elements are the Nilpotent orbit theorem, the $Sl(2)$ -Orbit theorem and the Growth theorems. The theorems lead to a detailed and powerful description of the moduli space locally around any singular loci. In particular, we will utilise their multi-variable versions which will allow for a description of a patch of moduli space that can include intersections of infinite distance loci.

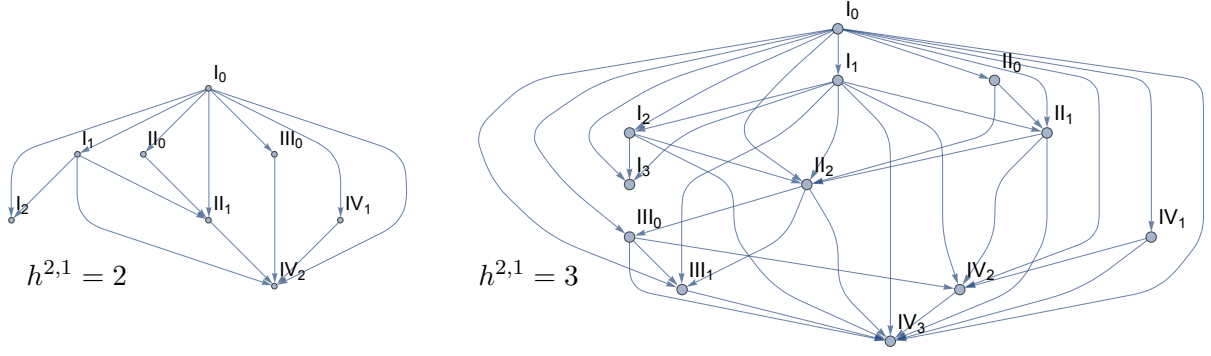


Figure 4: Graphs of allowed type enhancements for field spaces with $h^{2,1}$ complex fields. In terms of Calabi-Yau geometries, $h^{2,1}$ is the associated Hodge number. An arrow denotes that a starting type of locus may enhance over a sub-locus, corresponding to an intersection, to the end type. Note that the enhancement relations are not transitive. For example, in the $h^{2,1} = 2$ case, there is a chain of $\text{II}_0 \rightarrow \text{II}_1 \rightarrow \text{IV}_2$ enhancements, but there is no direct enhancement from II_0 to IV_2 .

2.1 Complex Structure Moduli Spaces and Monodromy

The focus of this paper lies on a particular sector of Type II string compactifications on Calabi-Yau threefolds. More precisely, we will investigate the geometry of the field space spanned by the scalars in the $\mathcal{N} = 2$ vector multiplets arising in these compactifications. These scalars correspond to complex structure deformations of the Calabi-Yau threefold in Type IIB string theory and complexified Kähler structure deformations in Type IIA. Since these two compactifications are deeply linked via mirror symmetry, it will often suffice to address only one of the two sides. In particular, it is important to recall that the complex structure side captures the more general perspective and hence will be the focus for the first part of our exposition. Later on, we will address aspects of the Kähler structure side by discussing large volume compactifications.

To begin with, let us denote the complex structure moduli space by \mathcal{M}_{cs} and introduce the Weil-Petersson metric g_{WP} that arises in the Type IIB string theory compactification. The space \mathcal{M}_{cs} has complex dimension $h^{2,1}$, where $h^{p,q} = \dim(H^{p,q}(Y_3, \mathbb{C}))$ are the Hodge numbers of the Calabi-Yau threefold Y_3 . In a local patch we can thus introduce complex coordinates z^I , $I = 1, \dots, h^{2,1}$, which are called the complex structure moduli. The metric g_{WP} on \mathcal{M}_{cs} is special Kähler and determined by the complex structure variations of the holomorphic $(3,0)$ -form Ω on Y_3 [24–26]. Its components $g_{I\bar{J}} = \partial_{z^I} \partial_{\bar{z}^J} K$ can locally be obtained from the Kähler potential

$$K(z, \bar{z}) = -\log \left[\mathbf{i} \int_{Y_3} \Omega \wedge \bar{\Omega} \right] \equiv -\log \left[\mathbf{i} \bar{\Pi}^{\mathcal{I}} \eta_{\mathcal{I}\mathcal{J}} \Pi^{\mathcal{J}} \right]. \quad (2.1)$$

In the second equality we have expanded Ω into a real integral basis $\gamma_{\mathcal{I}}$, $\mathcal{I} = 1, \dots, 2h^{2,1} + 2$ spanning $H^3(Y_3, \mathbb{Z})$. More precisely, we introduced

$$\Omega = \Pi^{\mathcal{I}} \gamma_{\mathcal{I}}, \quad \eta_{\mathcal{I}\mathcal{J}} = -\int_{Y_3} \gamma_{\mathcal{I}} \wedge \gamma_{\mathcal{J}}. \quad (2.2)$$

In order to simplify notation we will introduce bold-faced letters to denote coefficient vectors in the three-form basis $\gamma_{\mathcal{I}}$, i.e.

$$\mathbf{\Pi} \equiv (\Pi^1, \dots, \Pi^{2h^{2,1}+2})^T. \quad (2.3)$$

The complex coefficients $\Pi^{\mathcal{I}}$ can be shown to be holomorphic function and are called the *periods* of Ω . Let us stress that z^I , $\Pi^{\mathcal{I}}$, and $\gamma_{\mathcal{I}}$ are adapted to the considered patch in \mathcal{M}_{cs} and can very non-trivially change when moving to different patches in \mathcal{M}_{cs} .³

It is important to discuss the possible transformations preserving the above structure. To begin with, we note that $\eta = (\eta_{\mathcal{IJ}})$ is an anti-symmetric matrix. It defines an anti-symmetric bilinear form

$$S(v, w) \equiv S(\mathbf{v}, \mathbf{w}) = \mathbf{v}^T \eta \mathbf{w} \equiv - \int_{Y_3} v \wedge w , \quad (2.4)$$

where v, w are three-forms in $H^3(Y_3, \mathbb{C})$ and \mathbf{v}, \mathbf{w} are their coefficient vectors in the integral basis $\gamma_{\mathcal{I}}$. We will use the notations $S(v, w)$ and $S(\mathbf{v}, \mathbf{w})$ interchangeably. One shows that the group preserving η is the real symplectic group $\text{Sp}(2h^{2,1} + 2, \mathbb{R})$ acting as

$$M^T \eta M = \eta , \quad M \in \text{Sp}(2h^{2,1} + 2, \mathbb{R}) . \quad (2.5)$$

The action of this group thus corresponds to actions on the basis that preserve $S(\mathbf{v}, \mathbf{w}) = S(M\mathbf{v}, M\mathbf{w})$. Crucially, we stress that they do not correspond to a symmetry of the effective theory, but rather to a choice of frame in which to consider the fields. The true symmetry of the effective theory is encoded by the so-called *monodromy group* $\Gamma \subset \text{Sp}(2h^{2,1} + 2)$, which we will discuss next.

A crucial fact about the complex structure moduli space \mathcal{M}_{cs} is that it is neither smooth nor compact. It generally admits points at which the Calabi-Yau manifold becomes singular. These form the so-called discriminant locus. Clearly, it is non-trivial to show general results about these discriminant loci and we first summarize some of the main abstract results. Later on we will give a more detailed classification of what actually can happen at this locus. Firstly, we note that the moduli space of smooth Calabi-Yau threefolds is quasi-projective [27], which roughly implies that as long as one removes a divisor Δ_s corresponding to singular Calabi-Yau manifolds it can be embedded into a projective space. The discriminant locus Δ_s can have a very non-trivial structure, since it will generically consist of many intersecting components. Crucially the singularities of the Calabi-Yau manifolds can get worse when moving along Δ_s . A cartoon picture of this is shown in figure 5 and we already gave a more realistic description of an actually occurring moduli space in the introduction, see figures 2 and 3. It was also

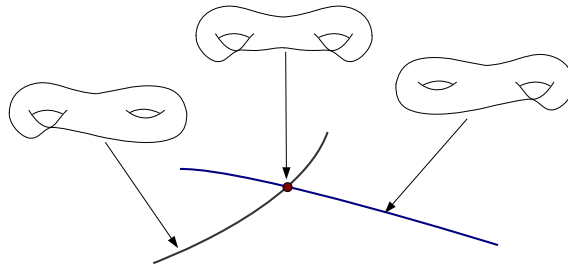


Figure 5: Two normally intersecting divisors of the discriminant locus Δ . The singularity of the Calabi-Yau threefold, here depicted as genus-two Riemann surface, worsens at the intersection.

³Furthermore, there is the freedom to rescale the whole vector Π with a holomorphic function $f(z)$, which corresponds to a Kähler transformation of (2.1). While one should keep this freedom in mind, we will not mention it again.

shown [27, 28] that one can resolve Δ_s to $\Delta = \cup_k \Delta_k$ such that it consists of divisors Δ_k that intersect normally. This result is crucial to justify the local model that we employ to describe the individual patches of the moduli space. Hence, in the following we will always work with the desingularized discriminant locus Δ . It will also be convenient to introduce a shorthand notation for the intersection of l divisors we define

$$\Delta_{k_1 \dots k_l} = \Delta_{k_1} \cap \dots \cap \Delta_{k_l} . \quad (2.6)$$

Another important aspect of the above description of \mathcal{M}_{cs} is the fact that $\mathbf{\Pi}$ can be understood as being multi-valued and experience monodromies along paths encircling the divisor components Δ_k of Δ . To make this more precise, let us introduce local coordinates z^I , such that the divisor Δ_k is given by $z^k = 0$ for some $k \in \{1, \dots, h^{2,1}\}$. The intersection of divisors Δ_k and Δ_l can be parametrized if one introduces several vanishing local coordinates $z^k = z^l = 0$. We encircle Δ_k by sending $z^k \rightarrow e^{2\pi i} z^k$. In general the periods will non-trivially transform with a matrix T_k . When defining the monodromy, especially when writing T_k as a matrix, there is a choice between whether the T_k is defined to act on the homology 3-cycles or the cohomology 3-forms. Our convention in this paper is to let the monodromy act on the integral basis of the 3-forms. Explicitly, with a multi-valued integral basis of 3-forms chosen to be $\{\gamma_{\mathcal{I}}\}$, the monodromy operator T_k induced by the loop $z^k \rightarrow e^{2\pi i} z^k$ is defined by

$$\gamma_{\mathcal{I}}(\dots, e^{2\pi i} z^k, \dots) = \gamma_{\mathcal{J}}(\dots, z^k, \dots) (T_k)_{\mathcal{I}}^{\mathcal{J}} , \text{ for all } \mathcal{I} . \quad (2.7)$$

In terms of the period vector $\mathbf{\Pi}$, under our convention, we have

$$\mathbf{\Pi}(\dots, e^{2\pi i} z^k, \dots) = T_k^{-1} \mathbf{\Pi}(\dots, z^k, \dots) . \quad (2.8)$$

The monodromy matrices are shown to be quasi-unipotent [29, 30], i.e. they satisfy an equation of the form $(T^m - \text{Id})^{n+1} = 0$ for some positive integers m, n . Furthermore, the monodromies arising from intersecting divisors Δ_k, Δ_l commute $[T_k, T_l] = 0$. This fact remains true for each pair of monodromy matrices if one considers higher intersections. Collecting all T_k from all components of Δ one obtains a group Γ known as the monodromy group. It preserves the pairing η , such that by (2.5) we have

$$\Gamma \subset \text{Sp}(2h^{2,1} + 2, \mathbb{R}) . \quad (2.9)$$

More abstractly, the monodromy group can be defined by considering representations of the fundamental group $\pi_1(\mathcal{M}_{\text{cs}})$ acting on the period vectors. In general, the elements of Γ will not commute. However, in this work we will restrict ourselves to the commuting monodromies arising at intersections of divisors Δ_k .

In the next section we will have a closer look at the singularities occurring along the Δ_k and their intersections. In order to do that it will be important to extract the unipotent part $T_k^{(u)}$ of each T_k . We define

$$N_k = \frac{1}{m_k} \log(T_k^{m_k}) \equiv \log(T_k^{(u)}) , \quad (2.10)$$

where m_k is the smallest integer that satisfies $(T_k^{m_k} - \text{Id})^{n_k+1} = 0$. This implies that the N_k are nilpotent, i.e. that there exist integers n_k such that

$$N_k^{n_k+1} = 0 . \quad (2.11)$$

Since each T_k preserves the bilinear form S introduced in (2.4), i.e. $S(T_k \cdot, T_k \cdot) = S(\cdot, \cdot)$ one finds

$$S(N_k \mathbf{v}, \mathbf{w}) = -S(\mathbf{v}, N_k \mathbf{w}) , \quad (2.12)$$

and since $T_k^{(u)} \in \mathrm{Sp}(2h^{2,1} + 2, \mathbb{R})$ we have $N_k \in \mathfrak{sp}(2h^{2,1} + 2, \mathbb{R})$, where $\mathfrak{sp}(n, \mathbb{R})$ is the Lie algebra of $\mathrm{Sp}(n, \mathbb{R})$. The nilpotent elements N_k will be the key players in much of the following discussion. Therefore, it is convenient to make a base transformation and pick right away coordinates for which the monodromies are unipotent. This can be achieved by sending $z^k \rightarrow (z^k)^{m_k}$. We should stress that this implies that we lose information about certain types of singularities, such as orbifold singularities. We will see below that it is the unipotent part of T_k that encodes whether or not a point on Δ is at finite or infinite distance. In fact, one checks that the above coordinate change does not alter the discussion relevant to this work.

2.2 Approximating the periods: Nilpotent orbits

In this section we discuss the first important tool which is used in establishing the mathematical structure that we will explore throughout this work. The general important question one wants to address is: Are there simpler functions that approximate the periods $\mathbf{\Pi}$ introduced in (2.2) and capture some of their key features? In the following we will introduce a set of such functions known as *nilpotent orbits* following [30]. These not only approximate the periods, but also share their transformation behavior (2.8) under local monodromy transformations. We will also comment on the importance of nilpotent orbits in the context of variations of Hodge structures.

To begin with, let us note that the periods $\mathbf{\Pi}$ of Ω are in general very complicated functions on the moduli space $\mathcal{M}_{\mathrm{cs}}$. This can be already expected from the figure 2. Hence, at best one can hope to approximate the $\mathbf{\Pi}$ locally. The nilpotent orbits approximate $\mathbf{\Pi}$ in a local patch denoted by \mathcal{E} containing points of the discriminant locus Δ . The local patch is chosen to be of the form

$$\mathcal{E} = (\mathbb{D}^*)^{n_{\mathcal{E}}} \times \mathbb{D}^{h^{2,1} - n_{\mathcal{E}}} , \quad (2.13)$$

i.e. a product of punctured disks $\mathbb{D}^* = \{z \in \mathbb{C} \mid 0 < |z| < 1\}$ and unit disks $\mathbb{D} = \{\zeta \in \mathbb{C} \mid |\zeta| < 1\}$ so that the singular point “lies in the puncture”. In other words, we approximate the periods near points at the intersection of $n_{\mathcal{E}}$ discriminant divisors Δ_i , $i = 1, \dots, n_{\mathcal{E}}$, but away from any further intersection. The introduced local coordinates $z^I = (z^i, \zeta^\kappa)$ parametrize the $n_{\mathcal{E}}$ intersecting discriminant divisors Δ_i given by $z^i = 0$. The coordinates ζ^κ parametrize additional complex directions and do not play an important role in the following discussion. We have introduced the nilpotent matrices N_i in (2.10). It was then shown by Schmid [30] that locally around the point P with $z^i = 0$ the periods take the form

$$\begin{aligned} \mathbf{\Pi}(z, \zeta) &= \exp \left[\sum_{j=1}^{n_{\mathcal{E}}} \frac{1}{2\pi \mathbf{i}} (\log z^j) N_j \right] \mathbf{A}(z, \zeta) , \\ &\equiv \exp \left[\sum_{j=1}^{n_{\mathcal{E}}} t^j N_j \right] \mathbf{A}(e^{2\pi \mathbf{i} t}, \zeta) , \end{aligned} \quad (2.14)$$

with \mathbf{A} being holomorphic in z^i, ζ^κ near P . Here we have also expressed the result in the coordinates

$$t^j \equiv x^j + \mathbf{i} y^j = \frac{1}{2\pi \mathbf{i}} \log z^j . \quad (2.15)$$

This implies that crucial information about the *singular behavior* of the periods $\mathbf{\Pi}$ near the point P is in the matrices N_j . Furthermore, the second essential information is the leading term in the vector $\mathbf{A}(z, \zeta)$. Since it is holomorphic it admits an expansion

$$\mathbf{A}(z, \zeta) = \mathbf{a}_0(\zeta) + \mathbf{a}_j(\zeta)z^j + \mathbf{a}_{jl}(\zeta)z^jz^l + \mathbf{a}_{jlm}(\zeta)z^jz^lz^m + \dots, \quad (2.16)$$

with the $\mathbf{a}_0(\zeta)$, $\mathbf{a}_j(\zeta)$, \dots being holomorphic functions of ζ^κ . The nilpotent orbit theorem underlies the statement (2.14). Namely, it establishes the fact that the periods $\mathbf{\Pi}$ are well-approximated by the nilpotent orbit

$$\mathbf{\Pi}_{\text{nil}} = \exp \left[\sum_{j=1}^{n_\varepsilon} \frac{1}{2\pi i} (\log z^j) N_j \right] \mathbf{a}_0(\zeta) \equiv \exp \left[\sum_{j=1}^{n_\varepsilon} t^j N_j \right] \mathbf{a}_0(\zeta), \quad (2.17)$$

where an estimate how well the orbit (2.17) approximates the actual period $\mathbf{\Pi}$ was given in [30] and [22]. We stress that the nilpotent orbit drops the exponential corrections in the coordinates t , i.e.

$$\mathbf{\Pi}(t, \zeta) = \underbrace{\exp \left[\sum_{j=1}^{n_\varepsilon} t^j N_j \right]}_{\text{nilpotent orbit } \mathbf{\Pi}_{\text{nil}}} \left(\mathbf{a}_0(\zeta) + \mathcal{O}(e^{2\pi i t}) \right). \quad (2.18)$$

This result is crucial, for example, in evaluating the leading form of the Kähler potential (2.1).

Having defined the nilpotent orbit, one immediately sees that that it shares the transformation behavior of the periods under the shifts $t^i \rightarrow t^i - \delta_k^i$, i.e.

$$\mathbf{\Pi}_{\text{nil}}(\dots, t^k - 1, \dots) = e^{N_k} \mathbf{\Pi}_{\text{nil}}(\dots, t^k, \dots) = T_k^{(u)} \mathbf{\Pi}_{\text{nil}}(\dots, t^k, \dots). \quad (2.19)$$

Here we stress again that N_k defined via (2.10) only captures the unipotent part of the monodromy transformation, which is the only relevant part since we assume a coordinate transformation $t^k \rightarrow m_k t^k$ as at the end of subsection 2.1 have been performed.

Let us close this section by recalling some basic facts about Hodge structures and Hodge filtrations and their relation to nilpotent orbit. Recall, that the third cohomology group splits for a given complex structure as

$$H^3(Y_3, \mathbb{C}) = H^{3,0} \oplus H^{2,1} \oplus H^{1,2} \oplus H^{0,3}. \quad (2.20)$$

This (p, q) -split for a smooth geometry Y_3 defines a so-called *pure Hodge structure* of weight 3 (see appendix A, for some additional details). The changes of this split as one moves in complex structure moduli space are captured by the study of variations of Hodge structures. In order to make this more explicit, we first combine the $H^{p,q}$ as

$$\begin{aligned} F^3 &= H^{3,0}, & F^2 &= H^{3,0} \oplus H^{2,1}, & F^1 &= H^{3,0} \oplus H^{2,1} \oplus H^{1,2}, \\ F^0 &= H^{3,0} \oplus H^{2,1} \oplus H^{1,2} \oplus H^{0,3}. \end{aligned} \quad (2.21)$$

These complex spaces vary holomorphically with the complex structure moduli z^I . Introducing a flat connection $\nabla_I \equiv \nabla_{\partial/\partial z^I}$, known as the Gauss-Manin connection, one has $\nabla_I F^p \subset F^{p-1}$. For Calabi-Yau threefolds one furthermore finds that all elements of the lower F^p , $p < 3$ are obtained as derivatives of F^3 spanned by the holomorphic $(3, 0)$ -form. Roughly speaking this implies that all information about the filtration $F \equiv (F^3, F^2, F^1, F^0)$ is encoded by Ω .

Since the periods of Ω are approximated by the nilpotent orbit given in (2.17), we can also obtain a filtration by taking derivatives of $\mathbf{\Pi}_{\text{nil}}$ when $\mathbf{\Pi}_{\text{nil}}$ is represented in a flat frame. Concretely, we evaluate

$$\mathbf{\Pi}_{\text{nil}} \xrightarrow{\partial_{t^i}} N_i \mathbf{\Pi}_{\text{nil}} \xrightarrow{\partial_{t^j}} N_i N_j \mathbf{\Pi}_{\text{nil}} \rightarrow \dots, \quad (2.22)$$

and note that the derivatives with respect to ζ^κ are encoded by $\nabla_\kappa \mathbf{a}_0, \nabla_\kappa \nabla_\lambda \mathbf{a}_0$, etc. Due to the nilpotent orbit theorem the derivatives of $\mathbf{\Pi}_{\text{nil}}$ approximate the elements in spaces F^2, F^1, F^0 up to corrections proportional to $z^j = e^{2\pi i t^j}$. Clearly, when moving to the points on Δ by sending $t^i \rightarrow i\infty$ the elements (2.22) are singular. However, this singularity arises in $\mathbf{\Pi}_{\text{nil}}$ and all its derivatives only via the exponential prefactor $\exp(\sum_i t^i N_i)$. As we discuss in the next subsection, we can characterize singularities after dropping the singular prefactor, e.g. by replacing (2.22) with

$$\mathbf{a}_0 \longrightarrow N_i \mathbf{a}_0 \longrightarrow N_i N_j \mathbf{a}_0 \rightarrow \dots, \quad (2.23)$$

and considering in the ζ^κ -directions the derivatives $\nabla_\kappa \mathbf{a}_0, \nabla_\lambda \mathbf{a}_0$, etc. The limiting Hodge filtrations F_Δ^p spanned by these vectors will be discussed in more detail in the next subsection.

2.3 Characterizing Singularities in Calabi-Yau Threefolds

We now have a closer look at the arising singularities at the divisors Δ_i and their intersections. In subsections 3.1 and 3.2 we summarize a recent classification of singularities and allowed enhancements carried out in [23]. This work builds on many important and deep mathematical results about so-called limiting mixed Hodge structures. This subsection aims to give the reader a somewhat condensed summary of the underlying mathematical tools with some additional details deferred to appendix A.

The basic object that one associates to the points on Δ is a limiting mixed Hodge structure. For our purposes, rather than introducing in detail the concept of a mixed Hodge structure, it turns out to be useful to directly work with the so-called *Deligne splitting*. We will introduce this splitting in the following. Roughly speaking it captures a finer split $I^{p,q}$, $p, q = 0, \dots, 3$ of the third cohomology group $H^3(Y_3, \mathbb{C})$ as one moves to a singularity of Y_3 . In other words the (p, q) -split (2.20) for a smooth geometry Y_3 splits into this finer Deligne splitting schematically depicted as

$$(H^{3,0}, H^{2,1}, H^{1,2}, H^{0,3}) \xrightarrow{\text{move to } \Delta} \begin{array}{ccccccc} & & & & I^{3,3} & & \\ & & & & I^{3,2} & & I^{2,3} \\ & & & & I^{3,1} & & I^{2,2} & & I^{1,3} \\ & & & & I^{3,0} & & I^{2,1} & & I^{1,2} & & I^{0,3} \\ & & & & I^{2,0} & & I^{1,1} & & I^{0,2} \\ & & & & I^{1,0} & & I^{0,1} \\ & & & & I^{0,0} & & \end{array} \quad (2.24)$$

To introduce this splitting we follow the filtration $F \equiv (F^3, F^2, F^1, F^0)$ given in (2.21) to a point in Δ . As pointed out already in the previous subsection the form will become singular in this limit. However, we can remove these singularities as we discuss in the following.

We begin our consideration with the simplest situation, namely consider points on a divisor Δ_1 that are not elements of any other Δ_l , i.e. we are away from any intersection locus $\Delta_{1l} = \Delta_1 \cap \Delta_l$.

We denote this set of points by Δ_1° , generally setting

$$\Delta_k^\circ = \Delta_k - \bigcup_{l \neq k} \Delta_{kl} . \quad (2.25)$$

To reach the locus Δ_1 we have to send $z^1 \rightarrow 0$, which by (2.15) is equivalent to $t^1 \rightarrow \mathbf{i}\infty$. For points on Δ_1° one shows that

$$F^p(\Delta_1^\circ) = \lim_{t^1 \rightarrow \mathbf{i}\infty} \exp[-t^1 N_1] F^p , \quad (2.26)$$

is well-behaved. In this expression we let N_k act on the basis $\gamma_{\mathcal{I}}$ in which all elements of F^p can be expanded. Clearly, $F^p(\Delta_1^\circ)$ is defined on Δ_1° and still depends homomorphically on the other $h^{2,1} - 1$ complex structure moduli.

Let us next move towards the intersection of Δ_1 with another divisor, say Δ_2 in Δ , i.e. let us consider the surface $\Delta_{12} = \Delta_1 \cap \Delta_2$. This requires to send both $z^1, z^2 \rightarrow 0$ or $t^1, t^2 \rightarrow \mathbf{i}\infty$ and one shows that the spaces $F^p(\Delta_1^\circ)$ are also not generally well-behaved in this limit. To remedy this problem, we consider the locus Δ_{12}° , generally defining defined as

$$\Delta_{kl}^\circ = \Delta_{kl} - \bigcup_{m \neq k, l} \Delta_{klm} . \quad (2.27)$$

Hence, Δ_{12}° consists of points on Δ_{12} away from any further intersection. On this locus one considers

$$F^p(\Delta_{12}^\circ) = \lim_{t^1, t^2 \rightarrow \mathbf{i}\infty} \exp[-t^1 N_1 - t^2 N_2] F^p . \quad (2.28)$$

The $F^p(\Delta_{12}^\circ)$ now depend on the remaining $h^{2,1} - 2$ coordinates and are non-singular. We have depicted the assignment of the $F^p(\Delta_1^\circ)$ and $F^p(\Delta_{12}^\circ)$ to the points in Δ in figure 6. From this discussion it should be clear that one can proceed in a similar fashion for higher intersections.

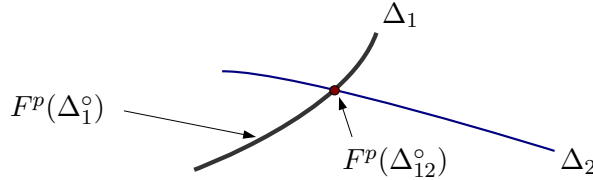


Figure 6: Association of a limiting F^p to the points on the discriminant locus.

Let us now turn to the finer split arising at the points of the discriminate locus Δ . This is known as the *Deligne splitting* and encoded by complex vector spaces $I^{r,s}$ with $r + s \in \{0, \dots, 6\}$. The data defining the splitting at each point of Δ are a limiting F^p , such as $F^p(\Delta_1^\circ)$ and $F^p(\Delta_{12}^\circ)$ introduced in (2.26) and (2.28), and a associated nilpotent matrix. The simplest case are again points that are on Δ_1° defined in (2.25). The associated nilpotent element is simply N_1 . In other words, one associates

$$(F(\Delta_1^\circ), N_1) \mapsto \{I^{p,q}(\Delta_1^\circ)\}_{p,q=0,\dots,3} , \quad (2.29)$$

where we denote $F(\Delta_1^\circ) \equiv (F^3(\Delta_1^\circ), \dots, F^0(\Delta_1^\circ))$. More involved are points that lie on the intersection locus Δ_{12}° of two divisors, since here the immediate question for the associated nilpotent matrix arises. It turns out [30] that one is actually free to choose any N_{12} in the cone

$$\sigma(N_1, N_2) = \{a_1 N_1 + a_2 N_2 , \quad a_i > 0\} . \quad (2.30)$$

It is crucial to note that each choice of a_1, a_2 in (2.30) yields the same $I^{p,q}(\Delta_{12}^\circ)$ and we can pick the most convenient combination, such as $N_1 + N_2$. In summary, at the intersection Δ_{12}° and away from any further intersection, one associates

$$(F(\Delta_{12}^\circ), N_1 + N_2) \mapsto \{I^{p,q}(\Delta_{12}^\circ)\}_{p,q=0,\dots,3} . \quad (2.31)$$

It should be clear how to generalize this discussion to even higher intersection loci $\Delta_{k_1\dots k_l}$ introduced in (2.6). The associated nilpotent element are now elements of the cone

$$\sigma(N_{k_1}, \dots, N_{k_l}) = \{a_{k_1}N_{k_1} + \dots + a_{k_l}N_{k_l} , \quad a_i > 0\} . \quad (2.32)$$

For example, let us consider the intersection of Δ_i , $i = 1, \dots, l$, away from any further intersection and denote this space by $\Delta_{1\dots l}^\circ$. By an appropriate relabelling this is the general situation. The limiting Hodge filtration for points on such intersections are given by

$$F^p(\Delta_{1\dots l}^\circ) = \lim_{t^1, \dots, t^l \rightarrow i\infty} \exp \left[- \sum_{i=1}^l t^i N_i \right] F^p . \quad (2.33)$$

Then the map to the Deligne splitting is

$$(F(\Delta_{1\dots l}^\circ), N_{(l)}) \mapsto \{I^{p,q}(\Delta_{1\dots l}^\circ)\}_{p,q=0,\dots,3} . \quad (2.34)$$

Here $N_{(l)}$ is an element of (2.32) and we have chosen a simple representative by picking

$$N_{(l)} = \sum_{i=1}^l N_i . \quad (2.35)$$

This also allows us to introduce a notation which will be used throughout the paper, namely that an index (l) in brackets on a matrix indicates that we add the first l elements of an ordered set, i.e. (N_1, \dots, N_l, \dots) . Indeed, we will often denote (2.34) this way

$$I_{(l)}^{p,q} \equiv I^{p,q}(\Delta_{1\dots l}^\circ) . \quad (2.36)$$

With this information at hand we are now in the position to introduce the Deligne splitting $I^{p,q}$ and discuss its properties. To keep the notation simple we will study the map

$$(F_\Delta, N) \mapsto \{I^{p,q}\}_{p,q=0,\dots,3} , \quad (2.37)$$

with $F_\Delta = (F_\Delta^3, \dots, F_\Delta^0)$. The F_Δ^p is the limiting F^p and the N stands for the nilpotent element associated to the considered point on Δ . In other words (2.37) can correspond to the cases (2.29) and (2.31) or any higher intersection. In order to define the $I^{p,q}$ we first note that there is a natural set of vector spaces associated to a nilpotent N known as the *monodromy filtration* W_i , $i = 0, \dots, 6$. The most natural spaces associated to a given N acting on $H^3(Y_3, \mathbb{C})$ are

constructed from the images $\text{Im } N^p$ and kernels $\text{Ker } N^q$. These allow us to define

$$\begin{aligned}
W_6 &= V, \\
&\cup \\
W_5 &= \text{Ker } N^3, \\
&\cup \\
W_4 &= \text{Ker } N^2 + \text{Im } N, \\
&\cup \\
W_3 &= \text{Ker } N + \text{Im } N \cap \text{Ker } N^2, \\
&\cup \\
W_2 &= \text{Im } N \cap \text{Ker } N + \text{Im } N^2, \\
&\cup \\
W_1 &= \text{Im } N^2 \cap \text{Ker } N, \\
&\cup \\
W_0 &= \text{Im } N^3.
\end{aligned} \tag{2.38}$$

The properties of the so-defined W_i will be discussed in more detail in appendix A. It is a crucial fact that this filtration W_i associated to higher intersections does not depend on the precise element chosen among the $\sum_i a_i N_i$ with $a_i > 0$ [31]. For example, on Δ_{12}° , the associated spaces W do not depend on which element N_{12} in (2.30) one picks.

We now have all the required information to define the Deligne splitting

$$I^{p,q} = F_\Delta^p \cap W_{p+q} \cap \left(\bar{F}_\Delta^q \cap W_{p+q} + \sum_{j \geq 1} \bar{F}_\Delta^{q-j} \cap W_{p+q-j-1} \right). \tag{2.39}$$

At first, this definition looks rather involved and somewhat arbitrary. However, it has many remarkable features, such as being the unique definition satisfying

$$F_\Delta^p = \bigoplus_{r \geq p} \bigoplus_s I^{r,s}, \quad W_l = \bigoplus_{p+q \leq l} I^{p,q}, \quad \overline{I^{p,q}} = I^{q,p} \bmod \bigoplus_{r < q, s < p} I^{r,s}. \tag{2.40}$$

While the details of this definition are important in our explicit constructions, within this section it often suffices to view $I^{p,q}$ as spaces obtained from F_Δ^p , N and use the features that we will discuss next. Let us note that it is often convenient to use the shorthand notation (F, W) to summarize the relevant data for the map (2.39). Here F is a vector containing the spaces F^3, \dots, F^0 relevant at the point in Δ , and W is the weight filtration relevant at this point. This data (F, W) also determines a limiting mixed Hodge structure as described in appendix A. However, it will be more convenient in the following to work with the Deligne splitting.

As a first important property of (2.39) one checks that the spaces indeed define a splitting of the total vector space. In fact, at any point of Δ one needs to replace the split (2.20) by

$$H^3(Y_3, \mathbb{C}) = \bigoplus_{p,q=0}^3 I^{p,q}, \tag{2.41}$$

where we remind the reader that the $I^{p,q}$ crucially depend on the location of the point, as indicated in (2.29) and (2.31). One of the most important features of the Deligne splitting arises from the fact that N acts as $NF_\Delta^p \subset F_\Delta^{p-1}$ and $NW_i \subset W_{i-2}$. Applied to (2.39) we find

$$NI^{p,q} \subset I^{p-1,q-1}. \tag{2.42}$$

We note that this does not mean that the whole lower (p, q) -spaces are obtained by acting with N . In fact, there is a natural way to split each $I^{p,q}$ into a primitive part $P^{p,q}$ that is not obtained by acting with N on a $(p+i, q+i)$ -element and a non-primitive part. Explicitly one defines the *primitive* parts to be

$$P^{p,q} = I^{p,q} \cap \text{Ker } N^{p+q-2} . \quad (2.43)$$

Clearly, the primitive part $P^{p,q}$ of $I^{p,q}$ contains the core information in the Deligne splitting, since all other elements are obtained by the action of N_k . One shows that

$$I^{p,q} = \bigoplus_{i \geq 0} N^i(P^{p+i, q+i}) . \quad (2.44)$$

The primitive elements satisfy another remarkable feature, namely, their norm is positive and non-vanishing for non-vanishing elements. More explicitly, one has

$$S(P^{p,q}, N^l P^{r,s}) = 0 \quad \text{for } (p, q) \neq (s, r) , \quad (2.45)$$

$$i^{p-q} S(v, N^{p+q-3} \bar{v}) > 0 \quad \text{for } v \in P^{p,q} , v \neq 0 , \quad (2.46)$$

where we use the bilinear form introduced in (2.4). These properties give us a powerful tool to analyze positivity and vanishing properties of forms at Δ . As we will discuss in the next subsection they are actually key in systematically classifying the allowed singularities and enhancement patterns.

In summary, we have now explained the following picture. As we change the complex structure moduli from a smooth Calabi-Yau threefold to a singular threefold on the discriminant locus on Δ , we need to replace the splitting of $H^3(Y_3, \mathbb{C})$ as in (2.24) with the $I^{p,q}$ defined via (2.39) or (2.40). The occurring splits characterize the singularity at $P \in \Delta$. In subsection 3.1 we will focus in detail on such splits and explain how these can be classified systematically for Calabi-Yau threefolds.

From the above construction it is clear that the precise form of $I^{p,q}$ depends on the considered point on Δ and will generally differ for points, for example, on Δ_1° and points on the intersection Δ_{12}° . This implies that we could also move from a generic point on Δ_1° to the intersection locus Δ_{12}° . In this case we expect that the $I^{p,q}(\Delta_1^\circ)$ change to the $I^{p,q}(\Delta_{12}^\circ)$. We write this as

$$I^{p,q}(\Delta_1^\circ) \longrightarrow I^{p,q}(\Delta_{12}^\circ) , \quad (2.47)$$

with an arrow indicating the enhancement direction. It is crucial in this step to ensure that the polarization conditions (2.45), (2.46) are transmitted correctly, which in fact imposes severe constraints on the form of the enhancement. As stressed in the introduction it is crucial for us not only to classify all the allowed splittings $I^{p,q}$, but also all the allowed enhancement. This formidable task was carried out in [23] and will be the subject of the next two subsections.

2.4 Commuting $\mathfrak{sl}(2)$ s and the $\text{Sl}(2)$ -orbit

While the nilpotent orbits are useful, for example, in approximating the periods they are, in general, not a simple representation encoding the information about the asymptotic limit when approaching Δ . However, there is a foundational result of Cattani, Kaplan, and Schmid [22], which shows that there is asymptotically a special representation of the data contained in the

nilpotent orbit (2.17). Roughly speaking, one is able to replace (N_i, \mathbf{a}_0) with $(N_i^-, \tilde{\mathbf{a}}_0)$ such that the N_i^- are part of commuting $\mathfrak{sl}(2, \mathbb{C})$ algebras and $\tilde{\mathbf{a}}_0$ splits into subvectors affected by the action of these $\mathfrak{sl}(2, \mathbb{C})$. In this representation many of the asymptotic properties of the setting are rather easy to show and can then be translated back into the representation (N_i, \mathbf{a}_0) . For example, the growth properties of the Hodge norm discussed in subsection 2.5 are proved in this way. For us the existence of the commuting $\mathfrak{sl}(2, \mathbb{C})$ algebras will be of crucial importance when constructing the infinite charge orbit relevant for the Swampland Distance Conjecture as we describe in detail in section 4.

We begin our exposition by introducing the commuting $\mathfrak{sl}(2, \mathbb{C})$ algebras in more detail and introduce the steps required to explicitly construct them. In order to do that we consider a local patch \mathcal{E} of the complex structure moduli space that intersects $n_{\mathcal{E}}$ discriminant divisors Δ_i , $i = 1, \dots, n_{\mathcal{E}}$, which non-trivially intersect each other. In other words, we assume that the highest intersection in \mathcal{E} is $\Delta_{1\dots n_{\mathcal{E}}}$ which is obtained by intersecting all $n_{\mathcal{E}}$ divisors. Clearly, all other intersections of a smaller number of Δ_i can also be considered. As usual we denote the monodromy logarithms associated to Δ_i by N_i . Crucially, we will choose an ordering of the N_i : $(N_1, \dots, N_{n_{\mathcal{E}}})$, and all the results presented below will depend on this ordering. Clearly, one still is free to pick any other ordering, but then has to adjust the statements below accordingly. Furthermore, we will assume that the patch \mathcal{E} is chosen such that the nilpotent orbit

$$\mathbf{\Pi}_{\text{nil}} = \exp \left[\sum_{j=1}^{n_{\mathcal{E}}} t^j N_j \right] \mathbf{a}_0^{(n_{\mathcal{E}})} , \quad (2.48)$$

approximates the periods in \mathcal{E} . Starting from this data we want to construct associated commuting $\mathfrak{sl}(2, \mathbb{C})$ algebras. Each of these algebras $\mathfrak{sl}(2, \mathbb{C})_i$ is generated by three elements, and we denote these triples by

$$\text{commuting } \mathfrak{sl}(2, \mathbb{C})_i \text{ triple: } (N_i^-, N_i^+, Y_i) . \quad (2.49)$$

These elements satisfy the standard $\mathfrak{sl}(2)$ commutation relations $[Y_i, N_i^{\pm}] = \pm 2N_i^{\pm}$ and $[N_i^+, N_i^-] = Y_i$. Furthermore, the triples are pairwise commuting, i.e. all elements in the i th triple commute with all elements of the j th triple for $i \neq j$. Together these triples define a Lie algebra homomorphism

$$\rho_* : \bigoplus_i \mathfrak{sl}(2, \mathbb{C})_i \longrightarrow \mathfrak{sp}(2h^{2,1} + 2, \mathbb{C}) , \quad (2.50)$$

where ρ gives the map of the corresponding Lie groups. The $\text{Sl}(2)$ -orbit theorem of [22] states the properties of the triples in relation to a given nilpotent orbit.

Given a nilpotent orbit (2.48) around the highest intersection $\Delta_{1\dots n_{\mathcal{E}}}$ one can read off the filtrations (F_{Δ}, W) with F_{Δ}^p defined in (2.33) and $W_i(N_{(n_{\mathcal{E}})})$ discussed in (2.38). Here we recall that the W_i are induced by $N_{(n_{\mathcal{E}})} = \sum_{i=1}^{n_{\mathcal{E}}} N_i$ or any other positive linear combination of the N_i . The corresponding Deligne splitting $I^{p,q}(\Delta_{1\dots n_{\mathcal{E}}})$ is determined via (2.39) or (2.40). A splitting $I^{p,q}$ is called \mathbb{R} -split, if it obeys

$$\overline{I^{p,q}} = I^{q,p} , \text{ for all } p, q . \quad (2.51)$$

It is crucial that the limiting F_{Δ}^p do not generally induce an \mathbb{R} -split Deligne splitting. The $\text{Sl}(2)$ -orbit theorem of [22]⁴ remedies this problem by assigning two matrices δ, ζ and a Hodge

⁴ More precisely Proposition 2.20 and Theorem 3.25 of [22].

filtration $\hat{F} = e^\zeta e^{-i\delta} F$ to (F, W) such that the new Deligne splitting $\tilde{I}^{p,q}$ derived from (\hat{F}, W) is \mathbb{R} -split. This new structure (\hat{F}, W) is called the $\mathrm{Sl}(2)$ -splitting of (F, W) . We will review its construction in appendix B. The $\mathrm{Sl}(2)$ -splitting is central to the construction of commuting $\mathfrak{sl}(2)$ -triples as we discuss in appendix C. In particular, both are linked via the relation

$$Y_{(k)} \tilde{I}^{p,q}(\Delta_{1\dots k}^\circ) = (p + q - 3) \tilde{I}^{p,q}(\Delta_{1\dots k}^\circ) , \quad (2.52)$$

where $Y_{(k)} = Y_1 + \dots + Y_k$ and $\tilde{I}^{p,q}(\Delta_{1\dots k}^\circ)$ is the $\mathrm{Sl}(2)$ -splitting associated to $\Delta_{1\dots k}^\circ$.

Note that for Calabi-Yau threefolds we have discussed after (2.22) that all information contained in F_Δ^p can be inferred from \mathbf{a}_0 and its ζ^κ -derivatives and the nilpotent elements. Hence, the existence of an $\mathrm{Sl}(2)$ -splitting can be reformulated to the statement that there exists a special

$$\tilde{\mathbf{a}}_0 = e^\zeta e^{-i\delta} \mathbf{a}_0 . \quad (2.53)$$

The $\tilde{\mathbf{a}}_0$ for the highest point of intersection $\Delta_{1\dots n_\mathcal{E}}$ will serve as a starting point for the construction of the $\mathfrak{sl}(2)$ -triples (2.49). Let us denote this by

$$\tilde{\mathbf{a}}_0^{(n_\mathcal{E})} \equiv \tilde{\mathbf{a}}_0(\Delta_{1\dots n_\mathcal{E}}^\circ) . \quad (2.54)$$

One then constructs the $\tilde{\mathbf{a}}_0$ relevant at the lower intersections stepwise as we summarize in appendix C. The crucial point for our later discussion is the fact that the initial step for constructing the commuting $\mathrm{Sl}(2)$ -triples always requires to start at the highest intersection. The $\tilde{\mathbf{a}}_0^{(n_P)} \equiv \tilde{\mathbf{a}}_0(\Delta_{1\dots n_P}^\circ)$ relevant for a point $P \in \Delta_{1\dots n_P}^\circ$ is given by [22]⁵

$$\tilde{\mathbf{a}}_0^{(n_P)} = \exp(-i N_{n_P+1}^-) \tilde{\mathbf{a}}_0^{(n_P+1)} = \dots = \exp\left(-i \sum_{i=n_P+1}^{n_\mathcal{E}} N_i^-\right) \tilde{\mathbf{a}}_0^{(n_\mathcal{E})} . \quad (2.55)$$

This implies that considering such a point P on a lower intersection also the data of the highest intersection $\Delta_{1\dots n_\mathcal{E}}^\circ$ is relevant. This non-local information will be crucial in section 4 when constructing an infinite charge orbit. An explicit construction of the triples (N_i^-, N_i^+, Y_i) for a two-parameter example is presented in appendix D.

Another important statement of the $\mathrm{Sl}(2)$ -orbit theorem is that the nilpotent orbit can be written in terms of yet another orbit, namely the $\mathrm{Sl}(2)$ -orbit $\mathbf{\Pi}_{\mathrm{Sl}(2)}$. However, in contrast to the above discussion of the nilpotent orbit approximating the periods, the $\mathrm{Sl}(2)$ -orbit should be viewed as an alternative description capturing the main structure of the limiting variation of Hodge structure. Explicitly the relation between the nilpotent orbits and the $\mathrm{Sl}(2)$ -orbit are given by

$$\mathbf{\Pi}_{\mathrm{nil}} \equiv \exp\left[\sum_{j=1}^{n_\mathcal{E}} t^j N_j\right] \mathbf{a}_0(\zeta) = \exp\left[\sum_{j=1}^{n_\mathcal{E}} x^j N_j\right] \cdot M(y) \cdot \mathbf{\Pi}_{\mathrm{Sl}(2)} \quad (2.56)$$

where the $\mathrm{Sl}(2)$ -orbit is given by

$$\mathbf{\Pi}_{\mathrm{Sl}(2)} \equiv \exp\left[\sum_{j=1}^{n_\mathcal{E}} i y^j N_j^-\right] \tilde{\mathbf{a}}_0^{(n_\mathcal{E})}(\zeta) , \quad (2.57)$$

⁵Note that there is an additional minus sign in the exponent compared to (4.56) of [22]. This arises from the fact that we let N_i^- act on the coefficients in an integer basis, rather than the basis itself.

and we recall the notation $t^i = x^i + \mathbf{i}y^i$. It is crucial here to introduce the y^i -dependent matrix $M(y)$. The $\mathrm{Sl}(2)$ -orbit theorem states that $M(y)$ can be written as

$$M(y) = \prod_{r=n}^1 g_r \left(\frac{y^1}{y^{r+1}}, \dots, \frac{y^r}{y^{r+1}} \right), \quad (2.58)$$

where $g_r(y^1, \dots, y^r)$ are $\mathrm{Sp}(2h^{2,1} + 2, \mathbb{R})$ -valued functions. Furthermore, $g_r(y^1, \dots, y^r)$ and $g_r^{-1}(y^1, \dots, y^r)$ have power-series expansions in non-positive powers of $y^1/y^2, y^2/y^3, \dots, y^r$ with constant term 1 and convergent in a region

$$\hat{\mathcal{R}}_{1\dots r} = \left\{ \frac{y^1}{y^2} > \lambda, \quad \frac{y^2}{y^3} > \lambda, \dots, \quad y^r > \lambda \right\}, \quad (2.59)$$

for some $\lambda > 0$. In other words, writing $\mathbf{\Pi}_{\mathrm{nil}}$ in terms of an $\mathrm{Sl}(2)$ -orbit $\mathbf{\Pi}_{\mathrm{Sl}(2)}$ depends on the considered region $\hat{\mathcal{R}}_{1\dots r}$ in moduli space. Of course, we can always reorder the y^i sending $y^i \rightarrow y^{\sigma(i)}$ to be in a region $\hat{\mathcal{R}}_{\sigma(1)\dots\sigma(r)}$ that satisfies the above conditions. This implies that the $\mathrm{Sl}(2)$ -orbit will then be adapted to this ordering.

2.5 Growth of the Hodge norm

In this subsection we introduce an important result that follows from the correspondence between nilpotent orbits and commuting $\mathrm{Sl}(2)$ s. Namely, we discuss the asymptotic behavior of the Hodge norm of general three-forms near the discriminant locus Δ . The Hodge norm on a smooth space Y_3 is defined as

$$\|v\|^2 \equiv \|\mathbf{v}\|^2 = \int_{Y_3} v \wedge * \bar{v} \equiv S(C\mathbf{v}, \bar{\mathbf{v}}), \quad (2.60)$$

where v is a complex 3-form, $*$ is the Hodge star operator, and \mathbf{v} are the components of v in the integral basis γ_I . In the pure Hodge decomposition (2.20) the Hodge operator acts as $*v = \mathbf{i}^{p-q}v$ for $v \in H^{p,q}(Y_3)$. Let us note that the Hodge norm can also be written in terms of the bilinear form S defined in (2.4) and the Weil operator C . The Weil operator acts as \mathbf{i}^{p-q} on (p, q) -forms and is used in [22, 30]. The definition (2.60) implies, for example, that the Hodge norm of the unique $(3, 0)$ -form Ω on Y_3 is given by

$$\|\Omega\|^2 \equiv \|\mathbf{\Pi}\|^2 = \mathbf{i} \int_{Y_3} \Omega \wedge \bar{\Omega} = e^{-K}, \quad (2.61)$$

where we have expressed the result using the Kähler potential (2.1) on the complex structure moduli space.

Extracting the behavior of $\|v\|^2$ when approaching a point on Δ is, of course, a very non-trivial task. In fact, at first, it seems impossible that this can be done at all, since it appears to be a highly *path-dependent* question. To highlight this point further, let us consider a two-dimensional moduli space, locally parameterized by two coordinates z^1, z^2 . We consider two divisors Δ_1 and Δ_2 intersecting in a point (see also subsection 2.3). Clearly an intersection point $P = \Delta_1 \cap \Delta_2$ can be approached on many different paths, as indicated in figure 7. Recalling the discussion of subsection 3.3 the points on Δ_1° and Δ_2° can be at finite or infinite distance, and one expects that the growth of the norm $\|v\|^2$ can differ greatly when approaching a finite or an infinite distance point. Considering, for example, $\|\Omega\|^2$ the growth of the Hodge

norm corresponds to the the growth of the Kähler potential which clearly is connected to the distance of the point. The issue becomes particularly eminent when P is at this intersection of divisors with Δ_1° of type I and Δ_2° of type IV, i.e. using (3.11) one at finite distance and one at infinite distance. The growth of the Hodge norm along the paths in figure 7 then should differ significantly. Remarkably, the growth theorem proven in [22] takes into account this path dependence and nevertheless gives a universal result. We present this results for v being a flat section under the Gauss-Manin connection ∇ briefly discussed at the end of subsection 2.2 and briefly comment on generalizations in (2.74).

To begin with let us state the growth theorem for the case that we consider points at a single divisor Δ_1° at $t^1 = i\infty$, i.e. a point on Δ_1 away from any intersection. We consider a three-form v that satisfies

$$v \in W_j(N_1), \quad W_j(N_1) = \bigoplus_{p+q \leq j} I^{p,q}(\Delta_1^\circ), \quad (2.62)$$

where we recalled that W_j , defined in (2.38), can be decomposed into the Deligne splitting $I^{p,q}$ associated to the locus Δ_1° (see (2.40)). Here j is corresponding to the smallest value $0, 1, \dots, 6$ such that (2.62) holds. This is relevant due to the fact that we have $W_{j+1} \subset W_j$. Then the growth theorem [30] states, that for $\text{Im } t^1 > \lambda$ and $\text{Re } t^1 < \delta$, with λ, δ being sufficiently large constants, one finds the dominant growth

$$\|v\|^2 \sim c (\text{Im } t^1)^{j-3}, \quad c > 0. \quad (2.63)$$

Here and below the \sim indicates that there are generally terms that grow slower than this leading term. In particular, one can have terms proportional to $(\text{Im } t^1)^{j-3-k}$ for $k > 0$ or exponentially suppressed terms proportional to $e^{-\text{Im } t^1}$. Clearly, in this one-parameter case, path dependence is not an issue.

Let us next consider the two-parameter situation, i.e. we consider a point P on the intersection of Δ_1 and Δ_2 , located at $t^1 = i\infty$ and $t^2 = i\infty$, but away from any further intersection within Δ . Then the growth theorem depends on the path taken towards the point P at $t^1 = t^2 = i\infty$. We can think of this as corresponding to the two ways we can reach the singularity type at point P . Namely, we can first enhance to the singularity at Δ_1° and then move to Δ_{12}° or we can first enhance to the singularity at Δ_2° and then to Δ_{12}° . This corresponds to paths 1 and 3 in figure 7. The relevant nilpotent elements are then

$$\begin{aligned} (1) \quad \Delta_1^\circ &\rightarrow \Delta_{12}^\circ : & (N_1, N_1 + N_2), \\ (2) \quad \Delta_2^\circ &\rightarrow \Delta_{12}^\circ : & (N_2, N_1 + N_2). \end{aligned} \quad (2.64)$$

Let us start with the case (1) and consider a three-form v satisfying

$$v \in W_{l_1}(N_1) \cap W_{l_2}(N_1 + N_2), \quad (2.65)$$

where $W_{l_1}(N_1)$ can be split as in (2.62), while $W_{l_2}(N_1 + N_2)$ is associated to $N_1 + N_2$ and hence splits into the Deligne splitting on Δ_{12}° as $W_{l_2}(N_1 + N_2) = \bigoplus_{p+q \leq l_2} I^{p,q}(\Delta_{12}^\circ)$. Note that here l_1 and l_2 are the lowest values for which (2.65) is satisfied. The growth theorem of [22] now states that this v has the leading growth

$$\|v\|^2 \sim c \left(\frac{\text{Im } t^1}{\text{Im } t^2} \right)^{l_1-3} (\text{Im } t^2)^{l_2-3}, \quad c > 0, \quad (2.66)$$

when approaching the intersection point $t^1 = t^2 = \mathbf{i}\infty$. In order for this to be true, however, one has to restrict to paths in the region

$$\mathcal{R}_{12} = \left\{ \frac{\text{Im } t^1}{\text{Im } t^2} > \lambda, \quad \text{Im } t^2 > \lambda \right\}, \quad (2.67)$$

for any constant $\lambda > 0$ and demand that $\text{Re } t^1, \text{Re } t^2$ are bounded by some constant. We will denote such a restriction as a *growth sector*, so that all paths in \mathcal{R}_{12} are in the same growth sector. We have depicted this condition in figure 7. Let us stress that the growth in (2.66) is polynomial as long as $l_1 \leq l_2$. This will always happen, for example, for the growth of the Kähler potential e^{-K} as we will see below.

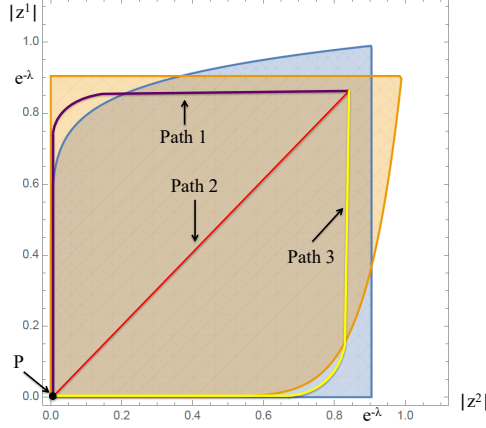


Figure 7: Real slice through two intersecting divisors located at $z^1 = e^{2\pi i t^1} = 0$ and $z^2 = e^{2\pi i t^2} = 0$. The intersection point is the origin $P = \{|z^1| = |z^2| = 0\}$. The shaded areas show the two overlapping regions (2.67), (2.69) a path to the singularity at the origin can pass through, in order that the growth can be evaluated using (2.66), (2.69) for the constant λ set to $\lambda = 0.1$. Three paths of different nature with respect to this are shown.

Clearly, in order to discuss the case (2) we simply have to exchange N_1 and N_2 and t^1 and t^2 in all formulas. One thus finds that for

$$v \in W_{l_1}(N_2) \cap W_{l_2}(N_1 + N_2), \quad (2.68)$$

one has the leading growth of the Hodge norm

$$\|v\|^2 \sim c \left(\frac{\text{Im } t^2}{\text{Im } t^1} \right)^{l_1-3} (\text{Im } t^1)^{l_2-3} \quad \text{in } \mathcal{R}_{21} = \left\{ \frac{\text{Im } t^2}{\text{Im } t^1} > \lambda, \quad \text{Im } t^1 > \lambda \right\}, \quad (2.69)$$

for any constant $\lambda > 0$ and bounded $\text{Re } t^1, \text{Re } t^2$.

While having only discussed the two-parameter case, the reader might anticipate the form of the general growth theorem for any number of intersecting divisors. We summarize this important result of Cattani, Kaplan, and Schmid [22] and Kashiwara [32] in the following. Let us consider the leading growth when approaching a point P on the intersection of n_P divisors $\Delta_1, \dots, \Delta_{n_P}$ in Δ located at $t^1 = \dots = t^{n_P} = \mathbf{i}\infty$. To simplify the notation we recall that we

introduced in (2.15) that $t^i = x^i + \mathbf{i}y^i$. The sectors are specified for fixed $\lambda, \delta > 0$. The $n_P!$ orderings give different overlapping sectors. We pick for the N_i the ordering

$$\text{chosen ordering: } N_1, N_2, \dots, N_{n_P}, \quad (2.70)$$

with all other orderings obtained by exchanging N_i and t^i in the following formulas. Next we consider a v with

$$v \in W_{l_1}(N_{(1)}) \cap W_{l_2}(N_{(2)}) \cap \dots \cap W_{l_{n_P}}(N_{(n_P)}) \quad (2.71)$$

where $N_{(j)} = \sum_{i=1}^j N_i$ and l_i are the lowest values for which this is true. The leading growth of the Hodge norm is then

$$\|v\|^2 \sim c \left(\frac{y^1}{y^2} \right)^{l_1-3} \dots \left(\frac{y^{n_P-1}}{y^{n_P}} \right)^{l_{n_P}-3} (y^{n_P})^{l_{n_P}-3} \quad (2.72)$$

for some $c > 0$. Associated to the ordering (2.70) the growth sector for the allowed paths takes the form

$$\mathcal{R}_{1\dots n_P} = \left\{ t^i : \frac{y^1}{y^2} > \lambda, \dots, \frac{y^{n_P-1}}{y^{n_P}} > \lambda, y^{n_P} > \lambda, x^i < \delta \right\}. \quad (2.73)$$

It might be interesting to stress that the proof in [22] of this theorem uses fundamentally the $\text{Sl}(2)$ -orbit theorem briefly discussed in subsection 2.4 and much of the technology reviewed in this section. In particular, the relevant sector (2.73) for allowed paths arises due to the convergence properties of the $\text{Sl}(2)$ -orbit and agrees with (2.59) in its y^i -part.

As an application of this growth theorem, let us evaluate the growth of $\|\Omega\|^2$ and hence via (2.61) of the Kähler potential e^{-K} . The first step is to approximate the periods $\mathbf{\Pi}$ by the nilpotent orbit $\mathbf{\Pi}_{\text{nil}}$. The nilpotent orbit $\mathbf{\Pi}_{\text{nil}}$ then can be approximated by the $\text{Sl}(2)$ -orbit as in (2.56), when restricting to the appropriate sector (2.59). The latter is defined using the $\tilde{\mathbf{a}}_0^{(n_\mathcal{E})}$ introduced in subsection 2.4. While the relation between the nilpotent and $\text{Sl}(2)$ -orbit contains non-trivial y^i -dependent terms, one can show that they are bounded and do not alter the growth. In fact, one has that the growth of both $\mathbf{\Pi}_{\text{nil}}$ and $\tilde{\mathbf{a}}_0^{(n_\mathcal{E})}$ agree such that [22]⁶

$$\|\mathbf{\Pi}\|^2 \sim \|\mathbf{\Pi}_{\text{nil}}\|^2 \sim \|\tilde{\mathbf{a}}_0^{(n_\mathcal{E})}\|^2, \quad (2.74)$$

where the symbol \sim as above indicates that we are only considering the leading growth near the point P on the discriminant locus. We can now infer the growth by using the location of \mathbf{a}_0 in the filtrations $W_l(N_{(k)}^-)$, where $N_{(k)}^- = \sum_{i=1}^k N_i^-$ in analogy to (2.35). We note that ⁷

$$\tilde{\mathbf{a}}_0^{(n_\mathcal{E})} \in W_{d_1+3}(N_{(1)}^-) \cap W_{d_2+3}(N_{(2)}^-) \cap \dots \cap W_{d_{n_P}+3}(N_{(n_P)}^-). \quad (2.75)$$

The integer d_i is defined by

$$(N_{(i)}^-)^{d_i} \tilde{\mathbf{a}}_0^{(n_\mathcal{E})} \neq 0, \quad (N_{(i)}^-)^{d_i+1} \tilde{\mathbf{a}}_0^{(n_\mathcal{E})} = 0. \quad (2.76)$$

⁶In fact, it was shown generally in [22] that the growth result (2.72) also hold if one multiplies v by either $\exp(\sum_i x^i N_i)$, $\exp(\sum_i t^i N_i)$, or even the matrix relating $\mathbf{\Pi}$ and \mathbf{a}_0 .

⁷This can be inferred by using (2.55) extended to all $\mathbf{a}_0^{(i)}$. The $\mathbf{a}_0^{(i)}$ are the vectors spanning the $\text{Sl}(2)$ -split $\hat{F}^3 = \tilde{I}^{3,d_i}$ on the intersection loci $\Delta_{1\dots i}^\circ$. The fact, that the location of $\mathbf{a}_0^{(i)}$ and $\mathbf{a}_0^{(n_\mathcal{E})}$ follows from the commutativity of the $\text{Sl}(2)$ -triples, as we will discuss in a slightly different context when we study the charge orbit below.

In other words it labels in which $\tilde{I}^{p,q}$ the $\tilde{\mathbf{a}}_0^{(n_\varepsilon)}$ resides at the various intersection loci. Denoting the $\text{Sl}(2)$ -split Deligne splitting on $\Delta_{1\dots k}^\circ$ by $\tilde{I}^{p,q}(\Delta_{1\dots k}^\circ)$ one has $\tilde{\mathbf{a}}_0^{(n_\varepsilon)} \in \tilde{I}^{3,d_k}(\Delta_{1\dots k}^\circ)$ for $k = 1, \dots, n_P$. Later on in subsection 3.1 we will also see that d_i labels the type of the singularity at the intersection, i.e. one has

$$\text{singularity on } \Delta_{1\dots k}^\circ \text{ is Type I, II, III, IV} \iff d_k = (0, 1, 2, 3) . \quad (2.77)$$

This will become more clear with the classification of singularities that we will present in the next section. We will also show that there are restrictions on the allowed enhancements and in particular that $d_i \leq d_{i+1}$. Using (2.75), together with the fact $W(N_{(i)}^-) = W(N_{(i)})$ in the $\text{Sl}(2)$ -orbit theorem of [22], and the general growth result (2.72) we thus find

$$e^{-K} \sim ||\tilde{\mathbf{a}}_0^{(n_\varepsilon)}||^2 \sim c (y^1)^{d_1} (y^2)^{d_2-d_1} \dots (y^{n_P})^{d_{n_P}-d_{n_P-1}} . \quad (2.78)$$

This expression gives the general growth of the Kähler potential for any path approaching P in the sector (2.73). Other sectors can be obtained by exchanging the N_i and y^i .

3 Classifying Singularities in Calabi-Yau Moduli Spaces

In this section we summarize some general classification results that highlight the power of the mathematical tools introduced in section 2. More precisely, we will discuss a classification of Calabi-Yau threefold singularities in subsection 3.1, their allowed enhancement patterns in subsection 3.2, and make some comments on the classification of infinite distance points in subsection 3.3. A special emphasis is given to the discussion of the large complex structure and large volume configurations, where the presented tools and classifications are of immediate use. We stress that the results of this section are relevant in many different contexts that are not related to a discussion of the Swampland Distance Conjecture. Therefore, this section can also be read independently of the main motivation of this work.

3.1 A Classification of Calabi-Yau Threefold Singularities

Having summarized the relevant mathematical background we are now in the position to present a classification of Calabi-Yau threefold singularities and allowed enhancement patterns. While we will mostly discuss the results of [23], we will add some additional new insights that are particularly useful for explicit computations.

The basic idea to classify the arising singularities of Y_3 is to classify the allowed Deligne splittings $I^{p,q}$. As we described in subsection 2.3 these Deligne splittings non-trivially depend on the objects F_Δ^p and N associated to the considered point on Δ . The $I^{p,q}$ package this information in an intuitive and useful way. In particular, one can introduce to each point of Δ a *limiting Hodge diamond* containing the dimensions of the $I^{p,q}$ given by

$$\begin{array}{ccccccc} & & & i^{3,3} & & & \\ & & & i^{3,2} & & i^{2,3} & \\ & & i^{3,1} & & i^{2,2} & & i^{1,3} \\ i^{3,0} & & i^{2,1} & & i^{1,2} & & i^{0,3} \\ & & i^{2,0} & & i^{1,1} & & i^{0,2} \\ & & & i^{1,0} & & i^{0,1} & \\ & & & & & i^{0,0} & \end{array} , \quad i^{p,q} = \dim_{\mathbb{C}} I^{p,q} . \quad (3.1)$$

Since the $I^{p,q}$ represent a finer split of the cohomology near the singularity, we can decompose original Hodge numbers for the smooth geometry at the considered point on Δ into the Hodge-Deligne numbers as

$$h^{p,3-p} = \sum_{q=0}^3 i^{p,q} , \quad p = 0, \dots, 3. \quad (3.2)$$

Furthermore, one can deduce several properties of a limiting Hodge diamond ⁸

$$i^{p,q} = i^{q,p} = i^{3-q,3-p} , \quad \text{for all } p, q , \quad (3.3)$$

$$i^{p-1,q-1} \leq i^{p,q} , \quad \text{for } p + q \leq 3 . \quad (3.4)$$

Given these properties, a first step in classifying singularities is to classify all possible Hodge-Deligne diamonds.

For Calabi-Yau threefolds the classification of limiting Hodge diamonds is greatly simplified by the fact that one has $h^{3,0} = 1$. Using (3.2) that there are four possible cases $i^{3,d} = 1$, $d = 0, 1, 2, 3$, which we label by Latin numbers following [23], I, II, III, IV. Furthermore, due to the symmetries (3.3) there are just two independent Hodge-Deligne numbers, which we pick to be $i^{2,1}$ and $i^{2,2}$. In table 3.1 we will use a more pictorial way to represent the limiting Hodge diamonds. For example, the limiting Hodge diamond for $d = 2$ is depicted as

$$\begin{array}{ccccccc}
 & & 0 & & & & \\
 & 1 & & 1 & & & \\
 & 0 & i^{2,2} & 0 & & & \\
 0 & i^{2,1} & & i^{2,1} & 0 & \cong & \text{Diamond Diagram} \\
 & 0 & i^{2,2} & 0 & & & \\
 & 1 & & 1 & & & \\
 & 0 & & & & &
 \end{array}$$

$c = i^{2,2}$
 $c' = i^{2,1}$

Furthermore, we will index the singularity type with $i^{2,2}$ writing

$$\text{I}_{i^{2,2}} , \quad \text{II}_{i^{2,2}} , \quad \text{III}_{i^{2,2}} , \quad \text{IV}_{i^{2,2}} . \quad (3.5)$$

The allowed values for $i^{2,2}$ are obtained from (3.2) and differ for the different singularity types as summarized in the third column of table 3.1. In total we thus find $4h^{2,1}$ possible limiting Hodge diamonds depicted in the second column of table 3.1.

In addition to enumerating the allowed limiting Hodge diamonds one can also characterize the associated nilpotent elements N . In order to do that one has to classify conjugacy classes of nilpotent elements that are invariant under basis transformations. Recall that N is an element of the Lie algebra $\mathfrak{sp}(2h^{2,1} + 2, \mathbb{R})$ as discussed after (2.12). The Lie group $\text{Sp}(2h^{2,1} + 2, \mathbb{R})$ acts on its Lie algebra $\mathfrak{sp}(2h^{2,1} + 2, \mathbb{R})$ via the adjoint action, i.e. $N \mapsto gNg^{-1}$ for $g \in \text{Sp}(2h^{2,1} + 2, \mathbb{R})$. Classifying the conjugacy classes of nilpotent elements obtained by this equivalence is a well-known problem and it was shown in [33, 34] that it is equivalent to classifying signed Young diagrams. While not very involved, we will refrain from presenting the details of this classification here, but only list the relevant result in the fourth column of table 3.1. The result is that to each singularity type $\text{I}_a, \text{II}_b, \text{III}_a, \text{IV}_d$ there is a unique associated signed Young diagram which characterizes the form of N and η . This information allows one, for example, to associate a

⁸A detailed discussion of these properties can be found in section 5.2 of [23].

| name | Hodge diamond | labels | Young diagram | N, η |
|---------|---------------|---|---|---|
| I_a | | $a + a' = m$ $0 \leq a \leq m$ | $\begin{array}{ c c } \hline + & - \\ \hline \end{array} \otimes a$ $\begin{array}{ c } \hline \\ \hline \end{array} \otimes 2a' + 2$ | $\text{rank}(N, N^2, N^3)$ $= (a, 0, 0)$ ηN has a negative eigenvalues |
| II_b | | $b + b' = m - 1$ $0 \leq b \leq m - 1$ | $\begin{array}{ c c } \hline + & - \\ \hline \end{array} \otimes b$ $\begin{array}{ c c } \hline - & + \\ \hline \end{array} \otimes 2$ $\begin{array}{ c } \hline \\ \hline \end{array} \otimes 2b'$ | $\text{rank}(N, N^2, N^3)$ $= (2 + b, 0, 0)$ ηN has b negative and 2 positive eigenvalues |
| III_c | | $c + c' = m - 1$ $0 \leq c \leq m - 2$ | $\begin{array}{ c c c } \hline & & \\ \hline \end{array} \otimes 2$ $\begin{array}{ c c } \hline + & - \\ \hline \end{array} \otimes c$ $\begin{array}{ c } \hline \\ \hline \end{array} \otimes 2c' - 2$ | $\text{rank}(N, N^2, N^3)$ $= (4 + c, 2, 0)$ |
| IV_d | | $d + d' = m$ $1 \leq d \leq m$ | $\begin{array}{ c c c c } \hline - & + & - & + \\ \hline \end{array} \otimes 1$ $\begin{array}{ c c } \hline + & - \\ \hline \end{array} \otimes d - 1$ $\begin{array}{ c } \hline \\ \hline \end{array} \otimes 2d'$ | $\text{rank}(N, N^2, N^3)$ $= (2 + d, 2, 1)$ |

Table 3.1: The $4m$ possible limiting Hodge diamonds with Hodge numbers $h^{2,1} = m$. The label next to a dot at a point (p, q) represents the value of $i^{p,q}$. A dot at (p, q) without a label represents $i^{p,q} = 1$.

simple normal form of N, η to the singularity type. In order that the reader gets an intuition for such normal forms, we give a possible choice in table 3.2. In order to obtain the complete N, η one needs to use the building blocks of table 3.2 and combine them in the canonical way to a higher-dimensional matrix.

We should stress that in many of the applications and explicit computations the normal forms of table 3.2 play no role. Rather, it is often useful to have a more basis independent way to determine the singularity type for a given N, η . In the last column of table 3.1 we have included such a distinguishing criterion. To begin with we note that the ranks of N^k , $k = 1, 2, 3$, often differ for the various singularity types, as one deduces from (2.42), (2.44) and the polarization condition (2.45), (2.46). However, there are $(h^{2,1} - 1)$ pairs of I_a and II_{a-2} that cannot be distinguished by only comparing the ranks. In this case one can use again the polarization condition to show that these cases differ by the sign of the eigenvalues of ηN . Taking this





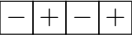
| (signed) Young diagram | N | η |
|---|--|---|
|  | $\begin{pmatrix} 0 & 0 \\ 0 & 0 \end{pmatrix}$ | $\begin{pmatrix} 0 & -1 \\ 1 & 0 \end{pmatrix}$ |
|  | $\begin{pmatrix} 0 & 0 \\ 1 & 0 \end{pmatrix}$ | $\begin{pmatrix} 0 & -1 \\ 1 & 0 \end{pmatrix}$ |
|  | $\begin{pmatrix} 0 & 0 \\ 1 & 0 \end{pmatrix}$ | $\begin{pmatrix} 0 & 1 \\ -1 & 0 \end{pmatrix}$ |
|  | $\begin{pmatrix} 0 & 0 & 0 & 0 & 0 & 0 \\ 1 & 0 & 0 & 0 & 0 & 0 \\ 0 & 1 & 0 & 0 & 0 & 0 \\ 0 & 0 & 0 & 0 & 0 & 0 \\ 0 & 0 & 0 & -1 & 0 & 0 \\ 0 & 0 & 0 & 0 & -1 & 0 \end{pmatrix}$ | $\begin{pmatrix} 0 & 0 & 0 & 0 & 0 & -1 \\ 0 & 0 & 0 & 0 & -1 & 0 \\ 0 & 0 & 0 & -1 & 0 & 0 \\ 0 & 0 & 1 & 0 & 0 & 0 \\ 0 & 1 & 0 & 0 & 0 & 0 \\ 1 & 0 & 0 & 0 & 0 & 0 \end{pmatrix}$ |
|  | $\begin{pmatrix} 0 & 0 & 0 & 0 \\ 1 & 0 & 0 & 0 \\ 0 & 1 & 0 & 0 \\ 0 & 0 & -1 & 0 \end{pmatrix}$ | $\begin{pmatrix} 0 & 0 & 0 & 1 \\ 0 & 0 & 1 & 0 \\ 0 & -1 & 0 & 0 \\ -1 & 0 & 0 & 0 \end{pmatrix}$ |

Table 3.2: List of all relevant signed Young diagrams and their associated N , η in some normal form. The complete signed Young diagram and N , η that classify a singularity type are composed out of these building blocks.

feature into account indeed the singularity type for a given N , η is uniquely fixed. Clearly, the same conclusion can be reached from using the normal forms combining table 3.1 and 3.2.

3.2 A Classification of allowed Singularity Enhancements

Having classified the allowed singularity types, we next turn to the discussion of allowed singularity enhancements. More precisely, let us assume that on the locus Δ_1° the singularity type is specified by $\text{Type}_a(\Delta_1^\circ)$. We then want to answer the question to which singularity types $\text{Type}_b(\Delta_{12'}^\circ)$ this type can enhance further when moving to Δ_{12}° , i.e. we consider

$$\text{Type}_a(\Delta_1^\circ) \longrightarrow \text{Type}_{\hat{a}}(\Delta_{12}^\circ), \quad (3.6)$$

where in the following we will denote the allowed enhancements by an arrow. It was argued in [23] that imposing consistency of the polarization conditions (2.45), (2.46) on Δ_1° and Δ_{12}° leads to non-trivial constraints on possible enhancements. The resulting rules are shown in table 3.3, and their derivation is outlined later in this section and in appendix E. It should be stressed that the enhancement rules are actually general and apply to any higher intersection and not only to the case of two divisors Δ_1 , Δ_2 intersecting in Δ_{12}° .

Using the enhancement rules of table 3.3 one obtains an instructive picture of the singularity structure of a Calabi-Yau threefold Y_3 for a given $h^{2,1}$. In figure 4 we display the two cases $h^{2,1} = 2$ and $h^{2,1} = 3$. It is interesting to note that, as of now, it is not known whether all allowed enhancements of table 3.3 are actually realized in some Calabi-Yau threefold.

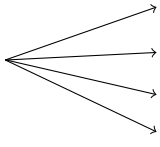
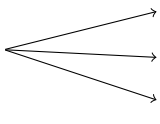
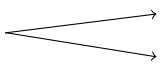

| starting singularity type | enhance singularity type |
|---|--|
| I_a  | $I_{\hat{a}}$ for $a \leq \hat{a}$ $II_{\hat{b}}$ for $a \leq \hat{b}, a < h^{2,1}$ $III_{\hat{c}}$ for $a \leq \hat{c}, a < h^{2,1}$ $IV_{\hat{d}}$ for $a < \hat{d}, a < h^{2,1}$ |
| II_b  | $II_{\hat{b}}$ for $b \leq \hat{b}$ $III_{\hat{c}}$ for $2 \leq b \leq \hat{c} + 2$ $IV_{\hat{d}}$ for $1 \leq b \leq \hat{d} - 1$ |
| III_c  | $III_{\hat{c}}$ for $c \leq \hat{c}$ $IV_{\hat{d}}$ for $c + 2 \leq \hat{d}$ |
| IV_d  | $IV_{\hat{d}}$ for $d \leq \hat{d}$ |

Table 3.3: List of all allowed enhancements obtained by imposing consistency of the polarization conditions (2.45), (2.46). These have been shown in [23] and the details of their derivation are given in appendix E.

In order to deduce the allowed enhancements one has to use a substantial amount of mathematics. We will limit ourselves to some essential facts and refer the reader to appendix E, where further details on the underlying constructions are presented. The main focus of this investigation lies on the primitive parts $P^{p,q} \subset I^{p,q}$ that were defined in (2.43). We note that by using (2.43) one deduces that $I^{3,j} = P^{3,j}$ and $I^{j,3} = P^{j,3}$ for $j = 0, 1, 2, 3$. Furthermore, we can apply (2.44) to infer that the $I^{p,q}$ split into the $P^{p,q}$ as

$$\begin{array}{ccccccc}
& & & P^{3,3} & & & \\
& & P^{3,2} & & P^{2,3} & & \\
P^{3,0} & P^{3,1} & & P^{2,2} \oplus NP^{3,3} & & P^{1,3} & \\
& NP^{3,1} & P^{2,1} \oplus NP^{3,2} & & P^{1,2} \oplus NP^{2,3} & & P^{0,3} \\
& & N^2P^{3,2} & NP^{2,2} \oplus N^2P^{3,3} & & NP^{1,3} & \\
& & & N^2P^{2,3} & & & \\
& & & N^3P^{3,3} & & &
\end{array} \quad (3.7)$$

The primitive subspaces are thus given by

$$\begin{aligned}
P^6 &= P^{3,3}, & P^5 &= P^{3,2} \oplus P^{2,3}, \\
P^4 &= P^{3,1} \oplus P^{2,2} \oplus P^{1,3}, & P^3 &= P^{3,0} \oplus P^{2,1} \oplus P^{1,2} \oplus P^{0,3},
\end{aligned} \quad (3.8)$$

where the single superscript on P^r is the weight $r = p + q$ of the contained $P^{p,q}$. One of the most fundamental results about this construction is that each P^j with $j = 3, \dots, 6$ can be shown to define a pure Hodge structure of weight j . Recall that also the decomposition (2.20) on a smooth Y_3 provided a pure Hodge structure, which was the starting point of the construction of the splittings relevant at the singularities. The main idea for looking at enhancements moving from

Δ_1° to an intersection Δ_{12}° is to view $P^j(\Delta_1^\circ)$ as defining the starting pure Hodge structures that then splits into even finer mixed Hodge structures. Representing the mixed Hodge structures by Deligne splittings, one thus has

$$P^j(\Delta_1^\circ) \longrightarrow [I^{p,q}]^j(\Delta_{12}^\circ) \text{ with } 0 \leq p+q \leq 2j. \quad (3.9)$$

One can rearrange the spaces $[I^{p,q}]^j(\Delta_{12}^\circ)$ to form the Deligne splitting $I^{p,q}(\Delta_{12}^\circ)$ of the enhanced type. To identify the rules when this is possible makes it necessary to use the full technology of the $\text{Sl}(2)$ -orbit theorem [22] as done in [23] and outlined in appendix E.

As a rather simple application of the classification we can evaluate the growth of the Kähler potential e^{-K} for the 10 possible enhancements of table 3.3. Using the general result (2.78) and the link (2.77) of d_i to the singularity type one reads off table 3.4.

| Type | d_1 | d_2 | Leading behavior of e^{-K} |
|---|-------|-------|---------------------------------------|
| $\text{I}_a \rightarrow \text{I}_b$ | 0 | 0 | const. or $e^{-\text{Im}t}$ |
| $\text{II}_a \rightarrow \text{II}_b$ | 1 | 1 | $(\text{Im } t^1)$ |
| $\text{III}_a \rightarrow \text{III}_b$ | 2 | 2 | $(\text{Im } t^1)^2$ |
| $\text{IV}_a \rightarrow \text{IV}_b$ | 3 | 3 | $(\text{Im } t^1)^3$ |
| $\text{I}_a \rightarrow \text{II}_b$ | 0 | 1 | $(\text{Im } t^2)^1$ |
| $\text{I}_a \rightarrow \text{III}_b$ | 0 | 2 | $(\text{Im } t^2)^2$ |
| $\text{I}_a \rightarrow \text{IV}_b$ | 0 | 3 | $(\text{Im } t^2)^3$ |
| $\text{II}_a \rightarrow \text{III}_b$ | 1 | 2 | $(\text{Im } t^1) (\text{Im } t^2)$ |
| $\text{II}_a \rightarrow \text{IV}_b$ | 1 | 3 | $(\text{Im } t^1) (\text{Im } t^2)^2$ |
| $\text{III}_a \rightarrow \text{IV}_b$ | 2 | 3 | $(\text{Im } t^1)^2 (\text{Im } t^2)$ |

Table 3.4: Leading growth terms of e^{-K} when approaching the singular locus $t^1 = t^2 = i\infty$ obtained by using (2.77) and (2.78).

3.3 On the Classification of Infinite Distance Points

Having introduced a classification of singularities and singularity enhancements arising in general Calabi-Yau threefold geometries, we next turn to the discussion of infinite distance points. To define such points let us pick a point P in the complex structure moduli space \mathcal{M}_{cs} including Δ . P is said to be an *infinite distance point*, if the length measured with the Weil-Petersson metric g_{WP} of *every* path to this point is infinite. Accordingly, we would call P a *finite distance point* if there exists at least one path to this point that has finite length in the metric g_{WP} . In the following we will discuss the classification of finite and infinite distance points using the classification of singularities presented in subsection 3.1.

To begin with, we note that any two points P, Q that are not on the discriminant locus Δ are connected by a path of finite distance in the Weil-Petersson metric. This implies that in order to have an infinite distance point, at least one of the points has to lie on Δ and we chose this to be P . One then has to distinguish two situations: (1) P lies on a divisor Δ_k away from

any intersection locus, (2) P lies on an intersection locus $\Delta_{kk'}$ of two (or more) divisors Δ_k and $\Delta_{k'}$. In the following we will discuss the two cases in turn.

Considering a point P on a divisor Δ_k that does not lie on any intersection with other divisors corresponds to considering a one-parameter degeneration of the Calabi-Yau manifold Y_3 . In this case one can prove a simple criterion when such a point is at infinite distance. More precisely, it was shown in [35] that a point on Δ_k° is at finite distance if and only if $NF^3(\Delta_k^\circ) = 0$. Using the nilpotent orbit (2.17) this is nothing else then the condition

$$P \in \Delta_k^\circ \text{ at finite distance} \iff N\mathbf{a}_0 = 0 . \quad (3.10)$$

It is not difficult to translate this condition to the statement that the singularity on Δ_k° is Type I. Thus one concludes

$$\begin{aligned} P \in \Delta_k^\circ \text{ is finite distance point} &\iff \text{Type I} , \\ P \in \Delta_k^\circ \text{ is infinite distance point} &\iff \text{Type II, Type III, Type IV} . \end{aligned} \quad (3.11)$$

This shows that the classification of singularities is sufficiently fine to separate infinite and finite distance points Δ_k° . In fact, it clearly contains more information, since the index on the type, as introduced in (3.5), is not relevant for this distinction.

Let us now turn to the more involved case that the considered point lies on an intersection locus $\Delta_{kk'}^\circ$. This implies that one is not considering a one-parameter degeneration and path-dependence becomes a very important issue. It is currently not known an equivalent condition to (3.11) is true. The directions that are not difficult to prove are

$$\begin{aligned} P \in \Delta_{kk'}^\circ \text{ is finite distance point} &\iff \text{Type I} , \\ P \in \Delta_{kk'}^\circ \text{ is infinite distance point} &\implies \text{Type II, Type III, Type IV} . \end{aligned} \quad (3.12)$$

To see this we note that in order to show that Type I implies that the point is finite distance, it suffices to find a single path that is at finite distance. This path can be easily chosen such that the question reduces to a one-parameter degeneration with nilpotent operator $N_k + N_{k'}$ and one can use (3.11). Clearly, the statement in the second line in (3.12) is just equivalent to the statement in the first line. Note that (3.12), and its obvious higher-dimensional generalizations, can also be stated as [36]

$$P \text{ is infinite distance point} \implies \exists N_i \mathbf{a}_0 \neq 0 , \quad (3.13)$$

where \mathbf{a}_0 is associated via (2.17) to the point on $\Delta_{i_1 \dots i_l}$. Attempting to prove a one-to-one correspondence as in (3.11) requires to carefully deal with a path dependence.⁹ We believe that this is a very important problem that, however, goes beyond the scope of the current paper.

3.4 The Large Complex Structure and Large Volume Point

A prime example of an infinite distance point in complex structure moduli space is the so-called *large complex structure point*. To begin with, we first have to more formally define such points. General definitions have been discussed in [37]. However, with the classification of singularities

⁹It was conjectured in [36] that a statement equivalent to (3.11) is true.

presented in subsection 3.1, we can give a very elegant general definition. We call a point a large complex structure point if it is a type $IV_{h^{2,1}(Y_3)}$ point on Δ that arises from the intersection of $h^{2,1}(Y_3)$ divisors Δ_I , $I = 1, \dots, h^{2,1}(Y_3)$ each being of type type II, III, or IV. By this we mean that a generic point, i.e. a point on Δ_I° , on these Δ_I has these types. While we did not show the equivalence of this definition with the ones in [37], we will see that it is in perfect match with the expectations from mirror symmetry.

The large complex structure points are of crucial importance in the first mirror symmetry proposals [38]. More precisely, mirror symmetry states that the large complex structure point is mapped to large volume point by identifying complex structure and complexified Kähler structure deformations in Type IIA and Type IIB compactifications. One thus has a mirror Calabi-Yau threefold geometry \tilde{Y}_3 associated to Y_3 . On this mirror one defines the complexified Kähler coordinates t^I , $I = 1, \dots, h^{1,1}(\tilde{Y}_3)$ by

$$B_2 + \mathbf{i}J = t^I \omega_I , \quad (3.14)$$

where B_2 is the NS-NS two-form field and J is the Kähler form. The large volume point is given by

$$t^I \rightarrow \mathbf{i}\infty , \quad I = 1, \dots, h^{1,1}(\tilde{Y}_3) . \quad (3.15)$$

In other words the large volume point arises from the intersection of $h^{1,1}(\tilde{Y}_3)$ divisors in the Kähler moduli space that are individually given by $t^I = \mathbf{i}\infty$. We depict this in figure 8. Clearly, in order to consider the complete mirror moduli space to \mathcal{M}_{cs} we have to investigate the allowed values of t^I . These are encoded by the Kähler cone, which we will briefly introduce next.

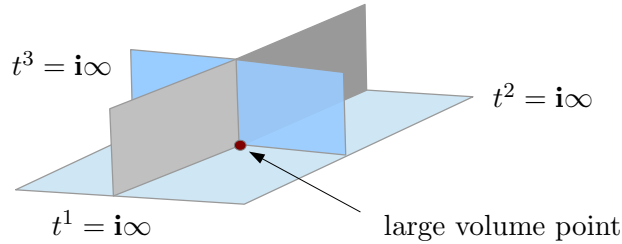


Figure 8: The large volume point arises on the discriminant locus of the Kähler moduli space at the intersection of $h^{1,1}(\tilde{Y}_3) = 3$ divisors $t^I = \mathbf{i}\infty$.

In order to define the Kähler cone it is easiest to first introduce the dual Mori cone. The Mori cone is spanned by equivalence classes of the irreducible, proper curves on \tilde{Y}_3 , i.e. one can form positive linear combinations $\sum_i a_i [C^i]$, $a_i > 0$ of homology classes $[C^i]$ of such curves. The dual cone is obtained by

$$J \in H^{1,1}(Y_3) : \quad \int_C J \geq 0 , \quad (3.16)$$

for all curves C in the (closure of the) Mori cone. Hence, when picking a Kähler form inside the Kähler cone one ensures that all proper curves have positive volume. For the following discussion it is important to point out that the Kähler cone is in general not simplicial. Roughly speaking this implies that we cannot represent the cone by picking $h^{1,1}(Y_3)$ generating two-forms ω_I and consider the linear combination $a^I \omega_I$, $a^I \geq 0$. In order to connect to the discussion of

the previous subsections, we will now make a crucial simplifying assumption. More precisely, we will consider only situations that admit a *simplicial Kähler cone*. While many of our formulas are valid generally, this assumption will help us to interpret our results more easily.

Our starting point will be the local form of the mirror periods at the large volume point. These can be computed in various different ways, for example, by evaluating the central charges for a set of D0-, D2-, D3-, D4-branes by using the Γ -class (see, e.g. refs. [39–42]). For these branes one can introduce an appropriate K-theory basis

$$(\mathcal{O}_{\tilde{Y}_3}, \mathcal{O}_{D_I}, \mathcal{C}^J, \mathcal{O}_p), \quad (3.17)$$

where D_J are $h^{1,1}(\tilde{Y}_3)$ divisors, p are points and the K-theory basis $\mathcal{C}^J := \iota_! \mathcal{O}_{C^J}(K_{C^J}^{1/2})$ are for $h^{1,1}(\tilde{Y}_3)$ curves C^I (see [40], section 2.3 for their precise definition).

We require that the curves and divisors are dual, i.e. that $C^J \cdot D_I = \delta_I^J$, and that the Poincaré dual two-forms ω_I to D_I span the Kähler cone. Furthermore, we define

$$K_{IJK} = \int_{\tilde{Y}_3} \omega_I \wedge \omega_J \wedge \omega_K, \quad b_I = \frac{1}{24} \int_{\tilde{Y}_3} \omega_I \wedge c_2(\tilde{Y}_3), \quad (3.18)$$

where K_{IJK} are the triple intersection numbers and $c_2(\tilde{Y}_3)$ is the second Chern class of \tilde{Y}_3 . Using these abbreviations one finds the mirror period vector

$$\Pi^\Omega(t^I) = \begin{pmatrix} 1 \\ t^I \\ \frac{1}{2} K_{IJK} t^J t^K + \frac{1}{2} K_{IJJ} t^J - b_I + \mathcal{O}(e^{2\pi i t}) \\ \frac{1}{6} K_{IJK} t^I t^J t^K - (\frac{1}{6} K_{III} + b_I) t^I + \frac{i\zeta(3)\chi(\tilde{Y}_3)}{8\pi^3} + \mathcal{O}(e^{2\pi i t}) \end{pmatrix}, \quad (3.19)$$

where $\chi(\tilde{Y}_3) = \int_{\tilde{Y}_3} c_3(\tilde{Y}_3)$ is the Euler number of \tilde{Y}_3 .

Having determined the local form of the periods near the large volume point, we use them to compute the monodromy matrix T_A . Note that by (2.8) the action of T_A is induced by sending $t^A \mapsto t^A - 1$, when taking $z^A = e^{2\pi i t^A}$. Explicitly we find the $(2h^{1,1} + 2) \times (2h^{1,1} + 2)$ -matrix

$$T_A = \begin{pmatrix} 1 & 0 & 0 & 0 \\ -\delta_{AI} & \delta_{IJ} & 0 & 0 \\ 0 & -K_{AIJ} & \delta_{IJ} & 0 \\ 0 & \frac{1}{2}(K_{AAJ} + K_{AJJ}) & -\delta_{AJ} & 1 \end{pmatrix}, \quad (3.20)$$

where the upper left corner corresponds to the element $\mathcal{O}_{\tilde{Y}_3} - \mathcal{O}_{\tilde{Y}_3}$ in the basis (3.17). It is interesting to point out that due to the basis choice (3.17) the T_A only depends on the intersection numbers with no b_I appearing. Given these monodromies one checks that they are unipotent and we can determine the log-monodromies N_A by simply evaluating $N_A = \log T_A$ following their definition (2.10). We thus find

$$N_A = \begin{pmatrix} 0 & 0 & 0 & 0 \\ -\delta_{AI} & 0 & 0 & 0 \\ -\frac{1}{2} K_{AAI} & -K_{AIJ} & 0 & 0 \\ \frac{1}{6} K_{AAA} & \frac{1}{2} K_{AJJ} & -\delta_{AJ} & 0 \end{pmatrix}. \quad (3.21)$$

This rather simple expression determines all large complex volume log-monodromies about single divisors in the discriminant locus of the Kähler moduli space specified by $t^A = i\infty$. As discussed

above in (2.30), log-monodromies around intersecting divisors are determined by positive linear combinations of these N_A . For example, the log-monodromies relevant for the discriminant locus given by $t^A = \mathbf{i}\infty$, $t^{A'} = \mathbf{i}\infty$ are given by $aN_A + bN_{A'}$ with $a, b > 0$.

In order to also classify the corresponding singularity types using table 3.1, we still need to determine the polarisation η . This can be done by evaluating the negative of the Mukai pairing [39, 41, 42]. On the K-theory space the Mukai pairing of branes ξ and ξ' is defined by

$$\langle \xi, \xi' \rangle = \int_{\tilde{Y}_3} \text{ch}(\xi^\vee) \text{ch}(\xi') \text{Td}(\tilde{Y}_3), \quad (3.22)$$

where $-\vee$ is the dual operation, $\text{ch}(-)$ is the Chern character and $\text{Td}(-)$ is the Todd class. In the basis (3.17) one finds

$$\eta = \begin{pmatrix} 0 & -\frac{1}{6}K_{JJJ} - 2b_J & 0 & -1 \\ \frac{1}{6}K_{III} + 2b_I & \frac{1}{2}(K_{IIJ} - K_{IJJ}) & \delta_{IJ} & 0 \\ 0 & -\delta_{IJ} & 0 & 0 \\ 1 & 0 & 0 & 0 \end{pmatrix}, \quad (3.23)$$

and it always satisfies $\det \eta = 1$. The inverse of η is also computed

$$\eta^{-1} = \begin{pmatrix} 0 & 0 & 0 & 1 \\ 0 & 0 & -\delta_{IJ} & 0 \\ 0 & \delta_{IJ} & \frac{1}{2}(K_{IIJ} - K_{IJJ}) & -\frac{1}{6}K_{III} - 2b_I \\ 1 & 0 & \frac{1}{6}K_{JJJ} + 2b_J & 0 \end{pmatrix}. \quad (3.24)$$

These expressions now depends both on the intersection numbers, as well as the second Chern class. As a side remark, let us note that the complete set of N_A 's together with η and the Hodge numbers $h^{2,1}(\tilde{Y}_3)$, $h^{1,1}(\tilde{Y}_3)$ contain the relevant information for Wall's classification theorem of homotopy types of complex compact Calabi-Yau threefolds [43]. It is interesting to combine this fact with the following classification of singularities.

Given the explicit forms (3.21) and (3.23) of N_A, η it is now straightforward to determine the singularity type using the last column table 3.1. Due to the lower-triangular form of N_A its powers N_A^2 and N_A^3 are easily computed. We immediately see that N_A^3 is only non-zero if K_{AAA} is non-vanishing. This is thus precisely the condition for a type IV_d singularity. Similarly, if and only if K_{AAI} is non-vanishing for one or more I we find that N_A^2 is non-vanishing. Hence, the N_A is of type III_c if $K_{AAA} = 0$ and K_{AAI} non-vanishing for some $I \neq A$. The precise type III_c and IV_d are now determined by evaluating the rank of the matrix K_{AIJ} with the result listed in table 3.5.

It remains to discuss the cases I_a and II_b that occur if all $K_{AAI} = 0$. As we have discussed in subsection 3.1 they can, in general, only be distinguished if we also consider η . In fact, we can compute ηN_A and determine its number of positive and negative eigenvalues. Explicitly, we find that

$$\eta N_A = \begin{pmatrix} 2b_A & -\frac{1}{2}K_{AJJ} & \delta_{AJ} & 0 \\ \frac{1}{2}(K_{IAA} - K_{IIA}) & -K_{AIJ} & 0 & 0 \\ \delta_{AI} & 0 & 0 & 0 \\ 0 & 0 & 0 & 0 \end{pmatrix}, \quad (3.25)$$

where we need to impose $K_{AAI} = 0$ for all I . It can be now easily seen that this matrix has positive eigenvalues. In fact, evaluating $V^T \eta N_A V = 2$ for $V = (1, 0, \dots, 0, (1 - b_A)\delta_{AI}, 0)^T$ we

find a positive direction. Hence, the case I_a is actually never realized for the N_A , η given in (3.21), (3.23). We thus conclude that we can distinguish also the precise type II_b by evaluating the rank of the matrix K_{AIJ} as listed in table 3.5.

| name | $\text{rank}(K_{AAA})$ | $\text{rank}(K_{AAI})$ | $\text{rank}(K_{AIJ})$ |
|---------|------------------------|------------------------|------------------------|
| II_b | 0 | 0 | b |
| III_c | 0 | 1 | $c + 2$ |
| IV_d | 1 | 1 | d |

Table 3.5: This table list the conditions on N_A , η given in (3.21) and (3.23) that ensure a certain singularity type on the discriminant divisor $t^A = \mathbf{i}\infty$ for a single coordinate. Note that $\text{rank}(K_{AAA})$ and $\text{rank}(K_{AAJ})$ are either 0, 1 depending on whether these quantities are trivially zero or non-zero.

To conclude this section, let us note that the large volume point $t^A = \mathbf{i}\infty$ for all $A = 1, \dots, h^{1,1}(\tilde{Y}_3)$ has precisely the properties mirror dual to a large complex structure point defined at the beginning of this subsection. To see this, let us first show that it is a point of type $IV_{h^{1,1}}$. In order to do that we have to analyze the sum of all N_A with positive coefficients. A convenient choice is to pick the Kähler coordinates $v^A = \text{Im } t^A$, which are positive in a simplicial Kähler cone. Hence we consider

$$N = \sum_A v^A N_A = \begin{pmatrix} 0 & 0 & 0 & 0 \\ -v^I & 0 & 0 & 0 \\ -\frac{1}{2}v^A K_{AAI} & -v^A K_{AIJ} & 0 & 0 \\ \frac{1}{6}v^A K_{AAA} & \frac{1}{2}K_{AJJ} & -v^J & 0 \end{pmatrix}. \quad (3.26)$$

If we now compute N^3 , we simply find a matrix which only has a single entry proportional to the volume $\frac{1}{6} K_{IJK} v^I v^J v^K$. Hence, the rank of N^3 is 1 and we conclude from the last column in table 3.5 that the singularity is type IV_d . To determine d we need to evaluate the rank of N itself. However, the contraction $v^A K_{AIJ}$ is crucial in defining the metric on Kähler moduli space and is full rank [44]. So indeed, we find that the singularity $t^A = \mathbf{i}\infty$ is of type $IV_{h^{1,1}(\tilde{Y}_3)}$. Furthermore, all the intersecting divisors have type II, III, or type IV as discussed above.

4 Charge orbits and the Swampland Distance Conjecture

In this section we analyse the Swampland Distance Conjecture (SDC) using the powerful geometric tools about the complex structure moduli space introduced so far. To begin with, let us first recall the statement of the SDC adapted to our setting. It implies that when approaching any infinite distance point P along any path γ one should encounter a universal behaviour of infinitely many states of the theory sufficiently close to P . More precisely, picking a point Q' in a sufficiently small neighbourhood of the infinite distance point P , and then moving along the geodesic towards P onto a point P' , the SDC asserts that one should be able to identify an infinite tower of states with masses M_m , $m = 1, \dots, \infty$, behaving as

$$M_m(P') \approx M_m(Q') e^{-\gamma d(Q', P')}, \quad (4.1)$$

where $M_m(P')$ and $M_m(Q')$ are the masses of the states at P' and Q' , respectively. Here $d(Q', P')$ is the distance along the geodesic in the Weil-Petersson metric determined from the

Kähler potential (2.1) and γ is some positive constant. In other words, the SDC not only asserts that there is an infinite tower of states becoming massless at P , but also that this has to happen exactly in an exponentially suppressed way (4.1).

The goal of this section is to identify such a candidate set of states. As in [12], we propose that these states arise from BPS D3-branes wrapped on certain three-cycles in the Calabi-Yau space Y_3 . In the case of one-modulus degenerations studied in [12] arguments were presented, by using walls of marginal stability, that the proposed tower is actually populated by BPS states. In this work, we will focus solely on identifying the tower of states, and will not be able to show that they are indeed populated by BPS states. We leave such an analysis for future work, and for now will assume that the identified tower of states is indeed populated by BPS states.

Asserting that the constructed tower indeed consists of BPS states with charges \mathbf{Q} , we can use the central charge $Z(\mathbf{Q})$ to compute their mass $M = |Z(\mathbf{Q})|$. The explicit form of $Z(\mathbf{Q})$ is given by ¹⁰

$$Z(\mathbf{Q}) = e^{\frac{K}{2}} \int_{Y_3} H \wedge \Omega = e^{\frac{K}{2}} S(\mathbf{\Pi}, \mathbf{Q}) , \quad (4.2)$$

where H is the three-form with coefficients \mathbf{Q} in the integral basis γ_I , the Ω is the (3,0)-form introduced in (2.2) with periods $\mathbf{\Pi}$, and K is the Kähler potential given in (2.1).

We construct the infinite set of states relevant for the SDC by introducing, what we call a *charge orbit*. In the one-parameter case this is the same as the monodromy orbit of [12]. It will be obtained by acting on a seed charge vector \mathbf{q}_0 with the monodromy matrices relevant in a local patch around the infinite distance point P . Due to the multi-parameter nature of our analysis, we will change notation with respect to reference [12] and denote the infinite charge orbit by

$$\mathbf{Q}(\mathbf{q}_0 | m_1, \dots, m_n) , \quad (4.3)$$

where m_1, \dots, m_n is a set of integers labelling the considered states, as we discuss below. The charge orbit will be infinite, if there are infinitely many allowed values for m_1, \dots, m_n .

4.1 Single parameter charge orbits

To give a comprehensive introduction of the charge orbit, we will first discuss a single parameter degeneration $t^1 \rightarrow i\infty$, where we consider only the divisor $\Delta_1 \subset \Delta$ disregarding any further intersections. In other words we consider a local patch \mathcal{E} intersecting Δ_1 , but not containing any other component of the discriminant locus (see figure 9). Such one-parameter degenerations have been discussed at length in [12]. We will introduce a slightly modified description in the following which will then match more seamlessly unto the multi-parameter analysis.

In analogy to a one-parameter nilpotent orbit (2.17) and a one-parameter $\text{Sl}(2)$ -orbit (2.57), we define the charge orbit as

$$\mathbf{Q}(\mathbf{q}_0 | m_1) \equiv \exp[m_1 N_1] \mathbf{q}_0 , \quad (4.4)$$

where m_1 is an integer. Note that since the monodromy matrix $T_1 = \exp[N_1]$ the Q are simply the charges obtained by acting with the monodromy matrix $T_1^{m_1}$. Since we consider an infinite distance point P the results of subsection 3.3 imply that N_1 is non-trivial and thus T_1 is of

¹⁰Note that we have exchanged $\mathbf{\Pi}$ and \mathbf{Q} in S in order to absorb the minus sign in (2.4).

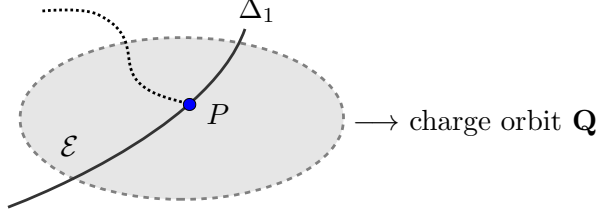


Figure 9: Associating a charge orbit to a point $P \in \Delta_1$ in local patch \mathcal{E} in moduli space. In this single parameter degeneration no intersection locus of Δ_1 within Δ is in \mathcal{E} .

infinite order, i.e. there exists no m such that $T_1^m = T_1$. In order that the orbit is actually infinite, we further have to demand that

$$N_1 \mathbf{q}_0 \neq 0 . \quad (4.5)$$

Hence the definition of an infinite charge orbit agrees with the one in [12].

Let us next consider the second crucial part of the distance conjecture, namely that the infinite tower of states becomes exponentially light towards the infinite distance point. As mentioned above, we will assume that the considered states are BPS D3-branes, such that their masses are measured by $|Z|$, with the central charge Z given in (4.2). Near the point P we can use the one-variable nilpotent orbit $\mathbf{\Pi}_{\text{nil}} = \exp[t^1 N_1] \mathbf{a}_0$, to approximate the behaviour of the central charge

$$Z_{\text{asy}}(\mathbf{Q}) = e^{\frac{K}{2}} S(\mathbf{\Pi}_{\text{nil}}, \mathbf{Q}) . \quad (4.6)$$

Note that using the results of subsection 2.2 the asymptotic central charge $Z_{\text{asy}}(\mathbf{Q})$ differs from $Z(\mathbf{Q})$ by terms proportional to the exponential $e^{2\pi i t^1}$, which are strongly suppressed in the limit $\text{Im } t^1 \rightarrow \infty$. Inserting (4.4) into (4.6), we realize that $|Z(\mathbf{Q})| \approx |Z_{\text{asy}}(\mathbf{Q})| \rightarrow 0$ is equivalent to demanding

$$|Z_{\text{asy}}(\mathbf{q}_0)| \rightarrow 0 . \quad (4.7)$$

This can be deduced by moving the exponential $e^{m_1 N_1}$ onto $\mathbf{\Pi}_{\text{nil}}$ and absorbing it by a shift $\text{Re } t^1 \rightarrow \text{Re } t^1 - 1$. Hence, in order to find an *infinite massless charge orbit* \mathbf{Q} we have to demand that the seed charge \mathbf{q}_0 satisfies (4.5) and (4.7).

Let us now construct the seed \mathbf{q}_0 for an infinite massless charge orbit \mathbf{Q} . We first note that there is a particular set of charges that is massless which in [12] were termed to be of type II. They are obtained as elements of the space

$$\mathcal{M}_{\text{II}}(\mathbf{\Pi}_{\text{nil}}) = \left\{ \mathbf{q}^{\mathcal{I}} \gamma_{\mathcal{I}} \in H^3(Y_3, \mathbb{Z}) : S(\mathbf{q}, N_1^k \mathbf{a}_0) = 0, \forall k \right\} , \quad (4.8)$$

where we have considered vectors \mathbf{q} over the integers \mathbb{Z} . Note that this space depends on the data (N_1, \mathbf{a}_0) defining the nilpotent orbit. Stated differently, these are precisely the states that are orthogonal to the nilpotent orbit $\mathbf{\Pi}_{\text{nil}}$. Their asymptotic central charge (4.6) vanishes trivially, which implies that the full central charge Z vanishes by exponentially suppressed terms $e^{2\pi i t^1}$.

BPS states which become massless as $\text{Im } t^1 \rightarrow \infty$, but which are not of type II, are called type I states. In [12] arguments were presented for why, given a one-parameter degeneration, the

populated BPS states are of type I, and therefore the tower of states of the distance conjecture should be composed of an infinite number of type I states.

Let us now determine the set of states that become massless at P . To begin with we give a sufficient condition for a charge \mathbf{q} to become massless at P . In order to do that we note that the central charge $Z(\mathbf{q})$ can also be written with the help of the Hodge inner product $S(C\mathbf{a}, \bar{\mathbf{b}}) = \int_{Y_3} a \wedge * \bar{b}$, which is the inner product associated to the Hodge norm (2.60). Using the fact that $C\mathbf{\Pi} = -\mathbf{i}\mathbf{\Pi}$ together with (2.61) we find that $Z(\mathbf{q})$ can be written as

$$|Z(\mathbf{q})| = \frac{|S(C\mathbf{\Pi}, \mathbf{q})|}{\|\mathbf{\Pi}\|} \leq \|\mathbf{q}\| , \quad (4.9)$$

where we have used the Cauchy-Schwarz inequality $|S(C\mathbf{v}, \bar{\mathbf{u}})| \leq \|\mathbf{v}\| \|\mathbf{u}\|$. We thus conclude that if the norm $\|\mathbf{q}\|$ goes to zero at the singularity, the charge \mathbf{q} yields a massless state. Now we can use the growth theorem (2.62), (2.63) to infer that

$$\|\mathbf{q}\| \rightarrow 0 \iff \mathbf{q} \in W_i^{\mathbb{Q}} \text{ for } i \leq 2 , \quad (4.10)$$

which identifies vector spaces that contain massless states. It is important to stress that the condition (4.10) is a sufficient, but not necessary condition that a charge \mathbf{q} is massless.

Finally, we relate the result (4.10) to the classification of singularities discussed in subsection 3.1. We use the fact that $W_j^{\mathbb{C}} = \bigoplus_{p+q \leq j} I^{p,q}$ and apply the classification of Hodge diamonds for the singularity Types I, II, III, and IV given in table 3.1. Using (3.7) and (3.8) we realize that

$$\begin{aligned} \text{Type I :} \quad & W_2^{\mathbb{C}} \subset \mathcal{M}_{\text{II}} , & W_1^{\mathbb{C}} &= 0 , & W_0^{\mathbb{C}} &= 0 , \\ \text{Type II :} \quad & W_2^{\mathbb{C}} = N_1 P^4 , & W_1^{\mathbb{C}} &= 0 , & W_0^{\mathbb{C}} &= 0 , \\ \text{Type III :} \quad & W_2^{\mathbb{C}} = N_1 P^4 \oplus N_1^2 P^5 , & W_1^{\mathbb{C}} &= N_1^2 P^5 , & W_0^{\mathbb{C}} &= 0 , \\ \text{Type IV :} \quad & W_2^{\mathbb{C}} = N_1 P^4 \oplus N_1^2 P^6 \oplus N_1^3 P^6 , & W_1^{\mathbb{C}} &= N_1^3 P^6 , & W_0^{\mathbb{C}} &= N_1^3 P^6 . \end{aligned} \quad (4.11)$$

We stress that only for the Type IV singularities all spaces $W_2^{\mathbb{C}}$, $W_1^{\mathbb{C}}$ and $W_0^{\mathbb{C}}$ are always non-zero due to the existence of the non-trivial vectors $N^j \mathbf{a}_0$, $j \leq 3$. Finally, combining this with the requirement that $N\mathbf{q}_0 \neq 0$ as well as the fact that $N_1 W_i \subset W_{i-2}$ we find that only Type IV singularities straightforwardly admit an infinite massless charge orbit \mathbf{Q} .

Let us have a closer look at the \mathbf{q}_0 in the case of a Type IV singularity. From the above discussion we require $\mathbf{q}_0 \in W_2^{\mathbb{Q}}$. Furthermore, we note that $W_2^{\mathbb{C}} = I^{1,1} \oplus I^{0,0} = N_1 P^{2,2} \oplus N_1^2 P^{3,3}$ and stress that

$$S(N_1 P^{2,2}, N_1^k \mathbf{a}_0) = 0 , \quad (4.12)$$

for all k , since \mathbf{a}_0 spans $P^{3,3}$. The latter condition shows that $N_1 P^{2,2}$ is a type II state. Since we require the orbit to be composed of type I states, we can therefore determine that \mathbf{q}_0 must have a non-trivial component in $N_1^2 P^{3,3}$, so $\mathbf{q}_0 \notin N_1 P^{2,2}$. In fact, we propose a particular element of the \mathbb{R} -split $P^{3,3}$, which can be written as

$$\mathbf{q}_0 \sim_{\mathbb{Z}} N_1^2 \tilde{\mathbf{a}}_0^{(1)} . \quad (4.13)$$

Here we have introduced new notation $\sim_{\mathbb{Z}}$ which is rather involved but has a precise definition as follows.

Consider an element \mathbf{a} in $W_l^{\mathbb{C}}$, where l is the smallest possible index. If it is possible to add to \mathbf{a} some other elements in $W_l^{\mathbb{C}} \cap \text{Ker } N$ such that one obtains an element in $W_l^{\mathbb{Q}}$, then $\sim_{\mathbb{Z}} \mathbf{a}$ is defined as the associated element of $W_l^{\mathbb{Q}}$. If it is not possible, then $\sim_{\mathbb{Z}} \mathbf{a}$ is defined to vanish.

In utilising $\sim_{\mathbb{Z}}$ in (4.13), we will *assume* that defined this way \mathbf{q}_0 is non-vanishing. This is true in any example we have studied, but we have no proof that it is always the case. Note that for the particular case of the one-parameter example (4.13), acting with N_1 on \mathbf{q}_0 will only receive a contribution from the piece $N_1^2 \tilde{\mathbf{a}}_0$, but the other components may be necessary in general for quantisation purposes. Note also that we have utilised $\tilde{\mathbf{a}}_0$, rather than \mathbf{a}_0 , as introduced in subsection 2.4. Finally, it is important to emphasise that in general $\tilde{\mathbf{a}}_0$ may depend on the coordinates along the singular locus $\tilde{\mathbf{a}}_0(\xi)$, and so the combination of elements involved in defining $\sim_{\mathbb{Z}}$ can vary with ξ .

This conclusion seems to imply that the SDC cannot be shown using this construction for the cases Type II and Type III. We know from the discussion of subsection 3.3 that points on these loci are at infinite distance. In examples with $h^{2,1} = 1$ the classification of table 3.1 shows that Type III can never be realized. However, Type II singularities do occur in explicit examples and have been discussed in more detail in [12]. These constitute interesting cases that require further investigation. For higher-dimensional moduli spaces, we will now show that the above construction can be generalized yielding a remarkable way to satisfy the SDC if intersection loci of divisor Δ_i appear.

4.2 Defining the general charge orbit

Having discussed the one-parameter degenerations, we next propose a general form of the charge orbit $\mathbf{Q}(\mathbf{q}_0|m_1, \dots, m_n)$ labelling the states relevant for the SDC close to an infinite distance points P . We stress that this requires that \mathbf{Q} labels *infinitely many* states that become *massless* at the point P . Hence we have to carefully define an appropriate orbit that ensures these properties. We first give the general expression and then show that it has the desired features.

To begin with, let us stress that the definition of \mathbf{Q} is, at first, not global on \mathcal{M}_{cs} . Rather we have to adjust the orbit according to the location of P in the discriminant Δ . Nevertheless, the definition of \mathbf{Q} also is not only depending on the location of P , but rather takes into account two additional features:

- (1) the intersecting patterns and singularity enhancements of the Δ_i in some sufficiently small neighbourhood \mathcal{E} containing P ,
- (2) the sector \mathcal{R} of the path that is traversed when approaching the point P .

While the first condition will be used in showing when \mathbf{Q} labels infinitely many states, the second condition is crucial to ensure that they become massless. It will be an important task to carefully spell out these two properties of \mathbf{Q} in the following. The reason that these features occur stems from our construction of \mathbf{Q} using the $\text{Sl}(2)$ -orbit theorem introduced in subsection 2.4 and the growth theorem discussed in subsection 2.5.

To display our proposal for the charge orbit, it is convenient to recall some more notation from subsections 2.2 and 2.4. We consider a patch \mathcal{E} around the point $P \in \Delta$ which might contain any type of higher intersections of divisors Δ_i . This patch is defined by requiring that the nilpotent orbit (2.17) provides a good approximation in \mathcal{E} to the full periods. In other words,

we can drop the exponential corrections in \mathcal{E} as discussed in detail in subsection 2.2. Let us denote the divisors intersecting in the patch \mathcal{E} by Δ_i with $i = 1, \dots, n_{\mathcal{E}}$. As usual we denote the monodromy logarithms associated to Δ_i by N_i . Furthermore, we will consider a point P on the intersection of the first n_P divisors Δ_k , i.e.

$$P \in \Delta_{1\dots n_P}^{\circ}, \quad (4.14)$$

where we recall that $^{\circ}$ indicates that we consider points away from any further intersection as introduced in subsection 2.3. In order to use the growth theorem for the norm of \mathbf{Q} when approaching P we introduce the sectors $\mathcal{R}_{r_1\dots r_{n_P}}$ as before. They are defined by first setting

$$\mathcal{R}_{1\dots n_P} \equiv \left\{ t^i : \frac{\text{Im } t^1}{\text{Im } t^2} > \lambda, \dots, \frac{\text{Im } t^{n_P-1}}{\text{Im } t^{n_P}} > \lambda, \text{Im } t^{n_P} > \lambda, \text{Re } t^i < \delta \right\}, \quad (4.15)$$

for some fixed $\lambda, \delta > 0$. The other orderings of the indices on $\mathcal{R}_{1\dots n_P}$ are defined by simple permutations of the indices in all of (4.15). In this work we will only consider paths that traverse a single sector $\mathcal{R}_{r_1\dots r_{n_P}}$. Completely arbitrary paths cannot be analyzed so easily and might require to patch together sectors of the form (4.15). It should, however, be stressed that this is a very mild path dependence. We do not expect that our conclusions change for more general paths. The setup is illustrated in figure 10.

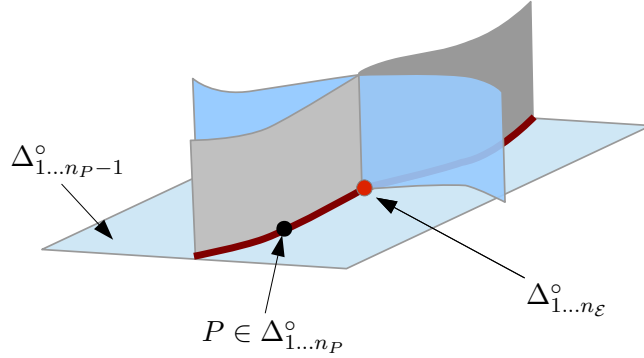


Figure 10: Illustration of the general setup showing a patch \mathcal{E} around a point P which lies on the intersection of n_P singular divisors, but away from any further intersections $P \in \Delta_{1\dots n_P}^{\circ}$. Within the patch, there is also a further enhancement due to an intersection of additional divisors at $\Delta_{1\dots n_E}^{\circ}$.

Let us now turn to the proposal for the charge orbit \mathbf{Q} . Given a path towards P that traverses a single sector $\mathcal{R}_{r_1\dots r_{n_P}}$ we fix an ordering of n_P matrices N_i as $(N_{r_1}, \dots, N_{r_{n_P}})$. By a simple relabelling we can pick this ordering to be (N_1, \dots, N_{n_P}) without loss of generality. The ordering of the remaining N_i , $i = n_P, \dots, n_{\mathcal{E}}$ does not need to be fixed as of now. For convenience we will pick the simplest ordering such that we have in total $(N_1, \dots, N_{n_{\mathcal{E}}})$. In analogy the $\text{Sl}(2)$ -orbit (2.57) we now define the charge orbit as

$$\mathbf{Q}(\mathbf{q}_0 | m_1, \dots, m_{\mathcal{E}}) \equiv \exp\left(\sum_{i=1}^{n_{\mathcal{E}}} m_i N_i^{-}\right) \mathbf{q}_0, \quad (4.16)$$

with integers m_i . The first non-trivial part of the construction is the use of the matrices N_i^{-} in (4.16). These are part of the commuting $\mathfrak{sl}(2)$ s discussed in subsection 2.4 and are non-trivially

constructed from the N_i given in a particular ordering. Clearly, we pick the ordering introduced before, which was partly dictated by the considered path towards P . Note that the construction of N_i^- depends on all other N_j with $j \geq i$. If one considers situations with $n_P < n_{\mathcal{E}}$ this implies that they contain information about the other divisors intersection in \mathcal{E} even though P can be away from them. Also note that for a one-parameter case one trivially has $N_1 = N_1^-$, such that (4.16) is a natural generalization of (4.4).

In order to fully specify the charge orbit (4.16) it is crucial to determine the properties of the intersections in \mathcal{E} such that a seed charge \mathbf{q}_0 exists that ensures that $\mathbf{Q}(\mathbf{q}_0|m_1, \dots, m_{\mathcal{E}})$ yields an infinite set of charges that become massless when approaching P . Let us thus consider a general enhancement chain within \mathcal{E} of the form

$$\text{Type } A_1 \rightarrow \dots \rightarrow \underbrace{\boxed{\text{Type } A_{n_P}}}_{\text{location of } P} \rightarrow \dots \rightarrow \text{Type } A_{n_{\mathcal{E}}} , \quad (4.17)$$

where we list the singularity types on the intersection loci $\Delta_1^\circ, \Delta_{12}^\circ, \dots, \Delta_{1\dots n_P}^\circ, \dots, \Delta_{1\dots n_{\mathcal{E}}}^\circ$ and indicated by a box singularity of the locus $\Delta_{1\dots n_P}^\circ$ containing P . Note that we have fixed an ordering of the first n_P elements N_i according to the considered path.

Let us now summarize the results that we will show in this section.

Existence and construction of a charge orbit. We find an *infinite* charge orbit \mathbf{Q} that becomes *massless* at the location of a point $P \in \Delta_{1\dots n_P}^\circ$ if one of the two conditions are satisfied:

- (R1) P is on a locus $\Delta_{1\dots n_P}^\circ$ carrying a Type IV singularity. In other words, if $\text{Type } A_{n_P} = \text{IV}$ in the enhancement chain (4.17).
- (R2) P is on a locus $\Delta_{1\dots n_P}^\circ$ carrying a Type II or Type III singularity and there exists a higher intersection, $\Delta_{1\dots n_P+1}^\circ, \dots, \Delta_{1\dots n_{\mathcal{E}}}^\circ$, on which the singularity type increases. In other words, we have $\text{Type } A_{n_P} = \text{II or III}$ and the enhancement chain (4.17) contains either one of the enhancements $\text{II} \rightarrow \text{III}$, $\text{II} \rightarrow \text{IV}$ or $\text{III} \rightarrow \text{IV}$ after the singularity type at P .

Importantly, as indicated at the beginning of this section, these results are true for *any path* approaching P that stays within the growth sector (4.15). We will generally show these statements employing the full power of the mathematical machinery introduced in section 2 and section 3. Furthermore, we will explicitly construct the seed charge \mathbf{q}_0 for all of the enhancement chains allowed by (R1) and (R2). Given a chain (4.17) satisfying (R1) and (R2), we show the existence of a seed charge \mathbf{q}_0 with the following simple features:

$$\begin{aligned} \boxed{\text{Type } A_{n_P}} \neq \text{IV} : & \quad \begin{cases} N_{(i)}^- \mathbf{q}_0 = 0 & \text{for all } i \text{ with } 1 \leq i \leq n_P , \\ N_{(j)}^- \mathbf{q}_0 \neq 0 & \text{for some } j \text{ with } n_P < j \leq n_{\mathcal{E}} , \end{cases} \\ \boxed{\text{Type } A_{n_P}} = \text{IV} : & \quad \begin{cases} N_{(i)}^- \mathbf{q}_0 = 0 & \text{for Type } A_i \neq \text{IV} , \\ N_{(i)}^- \mathbf{q}_0 \neq 0 , \quad (N_{(i)}^-)^2 \mathbf{q}_0 = 0 & \text{for Type } A_i = \text{IV} . \end{cases} \end{aligned} \quad (4.18)$$

We will show that together with the fact that P is on an infinite distance locus, this ensures that \mathbf{q}_0 is massless along any path within the growth sector (4.15).

To systematically establish these claims we first discuss in subsection 4.3 some general facts about the mass of the states associated to \mathbf{Q} and \mathbf{q}_0 when approaching P . We then turn to our main tool and discuss in detail in subsection 4.4 configurations which consists of two intersecting

divisors in \mathcal{E} , i.e. we will study the general $n_{\mathcal{E}} = 2$ configuration. We will not only see that (R1) and (R2) are true in this case, but also describe how a given \mathbf{q}_0 can be tracked through an enhancement. Concretely we will consider two types of enhancement chains

$$n_P = 1 \quad : \quad \boxed{\text{Type A}} \rightarrow \text{Type B} , \quad (4.19)$$

$$n_P = 2 \quad : \quad \text{Type A} \rightarrow \boxed{\text{Type B}} , \quad (4.20)$$

where, as above, the box indicates the location of the point P . In this simpler situation we will easier to construct the relevant seed charges \mathbf{q}_0 and explain how in the cases stated above induce an infinite, massless orbit when approaching P . The general case of having an arbitrary enhancement chain (4.17) will be subsequently studied in subsection 4.5.

Note that while this covers many possible singularities and singularity enhancements in the Calabi-Yau moduli space, there are a number of enhancements that do not lead to a simple charge orbit that is both infinite and massless for any path in a sector. For example, we will see that if the chain (4.17) ends on an enhancement $\text{II} \rightarrow \text{III}$ with P being at the Type III locus, a natural candidate orbit with the desired features exists only if one excludes certain paths in the sector. More generally, we find that all chains (4.17) of the form

$$\text{Type A}_1 \rightarrow \dots \rightarrow \text{Type A}_{n_{\mathcal{E}}-1} \rightarrow \boxed{\text{Type II or Type III}} , \quad (4.21)$$

do not lead to a natural infinite and massless orbit that is path-independent within a sector by using the methods presented in this work. We will discuss possible extensions to tackle these cases in more detail in subsection 4.7.

4.3 Masslessness of the charge orbit

Let us first discuss the conditions on the charge orbit \mathbf{Q} defined in (4.16) such that it consists of states that become light at P and can serve as the states of SDC. To do that we have to determine the behavior of the central charge $|Z(\mathbf{Q})|$ when approaching the point P . In other words we have to ensure that

$$M(\mathbf{Q}) = |Z(\mathbf{Q})| \longrightarrow 0 . \quad (4.22)$$

To identify sufficient conditions for (4.22) we use the general growth theorem (2.72) for the Hodge norm $\|\mathbf{Q}\|$. In order to do that we note that the central charge $Z(\mathbf{Q})$ can also be written with the help of the Hodge inner product $S(C\mathbf{a}, \bar{\mathbf{b}})$ associated to the Hodge norm (2.60). Using the fact that $C\mathbf{\Pi} = -i\mathbf{\Pi}$ together with (2.61) we find that $|Z(\mathbf{Q})|$ can be written as

$$|Z(\mathbf{Q})| = \frac{|S(C\mathbf{\Pi}, \mathbf{Q})|}{\|\mathbf{\Pi}\|} \leq \|\mathbf{Q}\| . \quad (4.23)$$

where we have used the Cauchy-Schwarz inequality $|S(C\mathbf{v}, \bar{\mathbf{u}})| \leq \|\mathbf{v}\| \|\mathbf{u}\|$. We thus conclude that if the norm $\|\mathbf{Q}\|$ goes to zero at the singularity, the charge orbit \mathbf{Q} yields massless states.

The general discussion of subsection 2.5 provides us with a powerful tool to determine the behaviour of $\|\mathbf{Q}\|$ near the point P . More precisely, we introduced the multi-variable growth theorem, which allows us to evaluate the asymptotic behaviour of \mathbf{Q} from its location in

$$W_{l_1}(N_{(1)}) \cap W_{l_2}(N_{(2)}) \cap \dots \cap W_{l_{n_P}}(N_{(n_P)}) , \quad (4.24)$$

with the $N_{(i)}$ introduced in (2.35). Given our definition of \mathbf{Q} and the restriction to a growth sector and ordering as discussed in subsection 4.2, we would rather like to work with the $N_{(i)}^-$ constructed from the commuting $\mathfrak{sl}(2)$ s containing N_i^- . Here another fact from the $\text{Sl}(2)$ -orbit theorem of [22] can be applied, which states that

$$W_l(N_{(i)}) = W_l(N_{(i)}^-) . \quad (4.25)$$

Hence, we can apply the results of subsection (2.5) by simply replacing $N_{(i)} \rightarrow N_{(i)}^-$ when staying in the ordering of the N_i used to determine N_i^- .

The next step is to establish that the growth of $\|\mathbf{Q}\|$ is identical to this of $\|\mathbf{q}_0\|$. In order to do that we have to show that the location of \mathbf{Q} and \mathbf{q}_0 in the spaces

$$W_{l_1}(N_{(1)}^-) \cap W_{l_2}(N_{(2)}^-) \cap \dots \cap W_{l_{n_P}}(N_{(n_P)}^-) , \quad (4.26)$$

agree, where we recall the notation $N_{(n)}^- = \sum_{i=1}^n N_i^-$. Now the existence of $n_{\mathcal{E}}$ commuting $\mathfrak{sl}(2)$ triples (2.49) containing the N_i^- becomes relevant. In fact, each of these triples contain the operators Y_i that gives the location of a vector \mathbf{v} in $W_l(N_{(j)}^-)$. Using (2.52) and (2.40) one has

$$Y_{(j)}\mathbf{v} = l_j\mathbf{v} \quad \Rightarrow \quad \mathbf{v} \in W_{l_j+3}(N_{(j)}^-) , \quad (4.27)$$

where $Y_{(j)} = Y_1 + \dots + Y_j$ as in (2.52). Crucially, the location of \mathbf{q}_0 and $N_j^-\mathbf{q}_0$ agree, which implies that if \mathbf{q}_0 is massless also $\exp(m_{n_P+1}N_{n_P+1}^- + \dots + m_{n_{\mathcal{E}}}N_{n_{\mathcal{E}}}^-)\mathbf{q}_0$ is massless. Concerning the growth and the masslessness thus only the terms $\exp(m_1N_1^- + \dots + m_{n_P}N_{n_P}^-)$ are relevant. However, due to the exponential the location of the highest l_i -components of \mathbf{Q} and \mathbf{q}_0 agree. In fact, it was already shown in [22] that the growth does not change upon multiplying by this exponential term. We hence conclude that with respect to the leading growth one has

$$\|\mathbf{Q}\| \sim \|\mathbf{q}_0\| , \quad (4.28)$$

and hence \mathbf{Q} is massless for all values of $m_1, \dots, m_{\mathcal{E}}$ as long as \mathbf{q}_0 is massless.

Let us finally give a *sufficient* condition for having $\|\mathbf{q}_0\| \rightarrow 0$ along any path in the considered growth sector. Using the general growth theorem (2.72) with (2.71), it is not hard show that $\|\mathbf{q}_0\| \rightarrow 0$ is true if one has

$$\mathbf{q}_0 \in W_{l_1}(N_{(1)}^-) \cap W_{l_2}(N_{(2)}^-) \cap \dots \cap W_{l_{n_P}}(N_{(n_P)}^-) , \quad (4.29)$$

$$\text{with (a) } l_{n_P} \leq \dots \leq l_{k+1} < l_k \leq \dots \leq l_1 \leq 3 ,$$

$$\text{or (b) } l_{n_P} < 3, \quad l_1, \dots, l_{n_P-1} \leq 3 .$$

To see this explicitly, we use (2.72), applied to $N_{(i)}^-$, in the form

$$\|\mathbf{q}_0\|^2 \sim c (y^1)^{l_1-3} (y^2)^{l_2-l_1} \dots (y^{n_P})^{l_{n_P}-l_{n_P-1}} . \quad (4.30)$$

It is now immediate that the first possibility in (4.29) implies that $\|\mathbf{q}_0\|$ vanishes for any path approaching $y^i \rightarrow \infty$, $i = 1, \dots, n_P$. The second possibility uses that if $l_i \leq 3$, $i = 1, \dots, n_P - 1$ we can estimate $\text{Im } t^{i+1}/\text{Im } t^i < \lambda^{-1}$ in (4.15) and hence find that $\|\mathbf{q}_0\|$ vanishes for any path. Let us stress that this statement of masslessness can only be obtained on the sector $\mathcal{R}_{1\dots n_P}$ defined in (4.15), due to the path dependence in the growth theorem.

4.4 The two-divisor analysis

Most of our general arguments about enhancement chains and charge orbits will be built on the case of just two singularity loci intersecting. To study this canonical situation, we will consider a patch \mathcal{E} in which two discriminant divisors Δ_1, Δ_2 with associated monodromy logarithms N_1, N_2 intersect. This is depicted in figure 11. The point P under consideration now can be at different locations in this configuration. We can have either $P \in \Delta_1^\circ$, $P \in \Delta_2^\circ$, or $P \in \Delta_{12}^\circ = (\Delta_1 \cap \Delta_2)^\circ$.

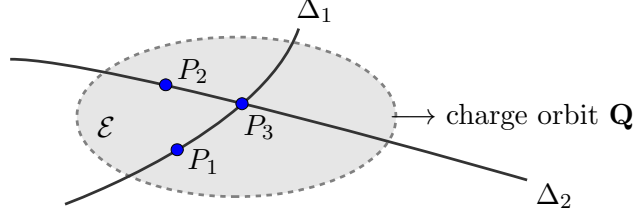


Figure 11: The canonical case of two singular divisors intersecting on a local patch \mathcal{E} in moduli space. The considered infinite distance points P can be located either on Δ_1° , Δ_2° or Δ_{12}° as exemplified by P_1, P_2 , and P_3 .

The restriction of (4.16) to the two-dimensional case $n_{\mathcal{E}} = 2$ is given by

$$\mathbf{Q}(\mathbf{q}_0 | m_1, m_2) \equiv \exp\left(m_1 N_1^- + m_2 N_2^-\right) \mathbf{q}_0. \quad (4.31)$$

Recall that the definition of N_1^-, N_2^- requires to fix an ordering. We thus distinguish three cases

- (1) $P \in \Delta_1^\circ$: ordering $(N_1, N_2) \rightarrow (N_1^- = N_1, N_2^-)$,
- (2) $P \in \Delta_2^\circ$: ordering $(N_2, N_1) \rightarrow (N_1^- = N_2, N_2^-)$,

and the sector-dependent case

$$(3) \quad P \in \Delta_{12}^\circ: \quad \begin{cases} (N_1, N_2) \rightarrow (N_1^- = N_1, N_2^-) & \text{path } \left\{ \frac{\text{Im } t^1}{\text{Im } t^2}, \text{Im } t^2 > \lambda \right\}, \\ (N_2, N_1) \rightarrow (N_1^- = N_2, N_2^-) & \text{path } \left\{ \frac{\text{Im } t^2}{\text{Im } t^1}, \text{Im } t^1 > \lambda \right\}. \end{cases} \quad (4.33)$$

Note that the construction of N_2^- is a rather non-trivial task, as outlined in the appendices. Our aim is to identify the possible enhancements for which a \mathbf{q}_0 exists such that the charge orbit is massless and infinite.

We can choose, with generality, to focus on the ordering (1) above and correspondingly focus only on the upper growth sector in (4.33). We go through each enhancement chain Type A \rightarrow Type B and track candidate charges \mathbf{q}_0 through the enhancement. In particular, we will check the conditions (R1) and (R2) and identify the \mathbf{q}_0 that induces an infinite massless orbit. Moreover, we will show how our construction does not necessarily yield an infinite orbit that is massless on any path within a sector if (R1) and (R2) are violated. We show that the enhancement of type $\boxed{\text{I}_a} \rightarrow$ Type B do not admit infinite orbits by examining the example $\text{I}_a \rightarrow \text{IV}_a$. The path dependence will be discussed for the example $\text{II}_b \rightarrow \boxed{\text{III}_c}$. Finally, we will also examine chains with no type enhancement by discussing the example $\text{II}_b \rightarrow \text{II}_c$.

For every enhancement **Type A** \rightarrow **Type B**, we denote the $\mathrm{Sl}(2)$ -splitting of the limiting mixed Hodge structure of **Type A** and **Type B** by $(F_{(1)}, W^{(1)})$ and $(F_{(2)}, W^{(2)})$, respectively. Then we have a pair of commuting $\mathfrak{sl}(2)$ operators (N_1^-, N_1^+, Y_1) and (N_2^-, N_2^+, Y_2) . The Deligne splitting of $(F_{(i)}, W^{(i)})$ is denoted by

$$H^3(Y_3, \mathbb{C}) = \bigoplus_{p,q} I_{(i)}^{p,q}, \quad I_{(i)}^{p,q} = \bigoplus_{k \geq 0} (N_{(i)}^-)^k P^{p+k, q+k}(N_{(i)}^-), \quad (4.34)$$

where we have also displayed the decomposition (2.44) into primitive parts. The bracket notation matches that introduced in (2.35) and (2.36), so for example $W_l^{(2)} \equiv W_l(N_1^- + N_2^-)$.

4.4.1 The enhancement $I_a \rightarrow IV_d$

Let us first discuss the enhancement chains $\boxed{I_a} \rightarrow IV_d$ and $I_a \rightarrow \boxed{IV_d}$, i.e. where we consider P at either on a I_a locus or a IV_d locus. This will also allow us to introduce the strategy on how we relate the Hodge-Deligne diamonds along enhancements.

Focusing first on $\boxed{I_a} \rightarrow IV_d$, we recall that the conditions (3.12) imply that a divisor of type I_a is at finite distance. Hence we do not necessarily expect any infinite tower of massless states as we approach the type I_a divisor in our formalism. We will check that we can indeed not identify an infinite charge orbit associated to this locus.

We first spell out the decomposition into primitive parts (3.7) associated with the mixed Hodge structure $(F_{(1)}, W^{(1)})$ of type I_a

$$H^3(Y_3, \mathbb{C}) = \textcolor{red}{P}^3(\textcolor{red}{N}_1^-) \oplus [\textcolor{green}{P}^4(\textcolor{green}{N}_1^-) \oplus \textcolor{blue}{N}_1^- \textcolor{blue}{P}^4(\textcolor{blue}{N}_1^-)], \quad (4.35)$$

where the $P^i(N_1^-)$ are the primitive spaces defined in (3.8). Note that we have used different colours for later expositional convenience. We depict the decomposition into primitive parts also in the Hodge-Deligne diamond in figure 12.

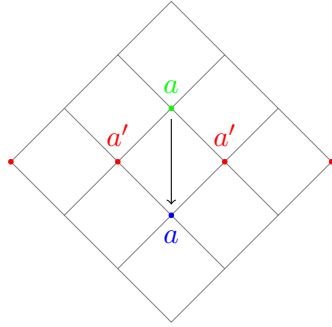


Figure 12: The Hodge-Deligne diamond of type I_a with its decomposition into primitive parts (4.35). The action of N_1^- are labelled by arrows, and we use colours to highlight the primitive subspaces $P^3(N_1^-)$, $P^4(N_1^-)$ and their images under the action of N_1^- . Since the two $\mathfrak{sl}(2)$ -triples are commuting, the primitive subspace $P^3(N_1^-)$, $P^4(N_1^-)$ and their images under N_1^- are preserved by N_2^- .

As discussed in section 3.2, the $P^k(N_1^-)$ carry a pure Hodge structure of weight k on Δ_{12}^0 , while at Δ_{12}^0 these degenerate into mixed Hodge structures. Specifically, we have a pure Hodge

structure of weight 3 with Hodge number $(0, a', a', 0)$ on $P^3(N_1^-)$, and a pure Hodge structure of weight 4 with Hodge number $(0, 0, a, 0, 0)$ on $P^4(N_1^-)$. Then the second $\mathfrak{sl}(2)$ -triple (N_2^-, N_2^+, Y_2) induces polarised mixed Hodge structures polarised by N_2^- coming from variation of Hodge structures on $P^3(N_1^-)$ and $P^4(N_1^-)$. We show the Deligne splitting of these two mixed Hodge structures and their images under the action of N_1^- in the figure 13.¹¹ The sum (4.35) of the mixed Hodge structures then gives a mixed Hodge structure, $I_{(2)}^{p,q}$, of type IV_d with $d = r + a$ where $r \geq 1$ is an integer.

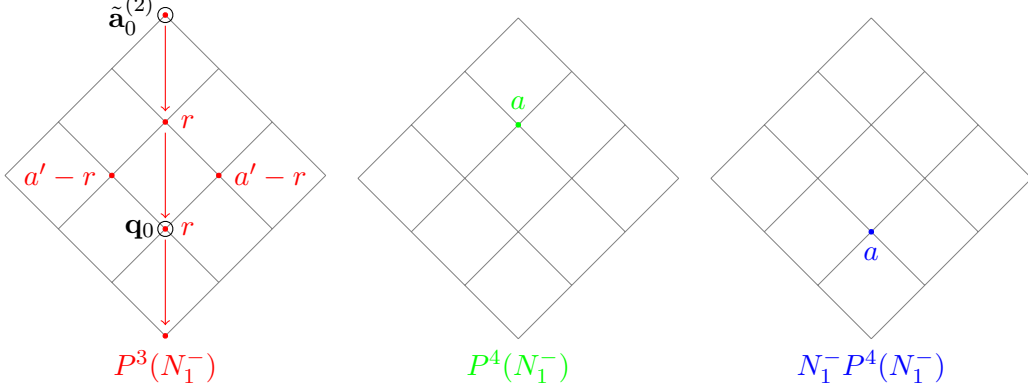


Figure 13: The left picture shows a mixed Hodge structure, determined by some integer $r \geq 1$, on $P^3(N_1^-)$. The middle picture shows a mixed Hodge structure on $P^4(N_1^-)$. The right picture shows the image of the middle picture under the action of N_1^- . In these diamonds, the coloured arrows label the action of N_2^- . The colourings are in agreement with equation (4.35) and figure 12. The sum of these three Hodge-Deligne diamonds is the diamond of $(F_{(2)}, W^{(2)})$, associated to the mixed Hodge structure $I_{(2)}^{p,q}$, of type IV_d . The circles around the dots in the first diamond indicate the location of \mathbf{q}_0 and $\tilde{\mathbf{a}}_0^{(2)}$.

We can now identify an element \mathbf{q}_0 in $I_{(2)}^{p,q}$ that looks similar to the one occurring in the one-parameter case (4.13). The relevant \mathbf{q}_0 is shown in figure 13, and it can be written as

$$\mathbf{q}_0 \sim_{\mathbb{Z}} (N_{(2)}^-)^2 \tilde{\mathbf{a}}_0^{(2)}. \quad (4.36)$$

We can see also from figure 13 that \mathbf{q}_0 is not in the kernel of N_2^- , and so the charge orbit (4.31) is indeed infinite and given by

$$\mathbf{Q}(\mathbf{q}_0 | m_1, m_2) = \mathbf{q}_0 + m_2 N_2^- \mathbf{q}_0, \text{ for } m_1, m_2 \in \mathbb{Z}. \quad (4.37)$$

Next we would like to check if this infinite orbit is indeed massless on Δ_1° . This can of course be checked by using conditions (4.29), but in this section of two-divisor analysis we will also spell out the growths of Hodge norm explicitly to familiarise the reader with the formalism. To do this we follow a similar procedure to the one-parameter case in section 4.1. We first determine the location of \mathbf{q}_0 , i.e. $\mathbf{q}_0 \in W_{l_1}(N_1^-) \cap W_{l_2}(N_{(2)}^-)$. The grades l_1 and l_2 can be read off from figures 12 and 13 as the height of the position of \mathbf{q}_0 . This then readily gives

$$\mathbf{q}_0 \in W_3(N_1^-) \cap W_2(N_{(2)}^-). \quad (4.38)$$

¹¹Note that we do not depict the full grid for the higher weight Hodge structures, see for example appendix E for this.

Since approaching a point $P \in \Delta_1^\circ$ requires to send $\text{Im } t^1 \rightarrow \infty$ while keeping $\text{Im } t^2$ finite we use the growth theorem (2.63) to read off that

$$\|\mathbf{q}_0\| \sim c (\text{Im } t^1)^0, \quad (4.39)$$

which implies that $\|\mathbf{q}_0\|$ does not tend to 0 at P . Hence the charge orbit $\mathbf{Q}(\mathbf{q}_0|m_1, m_2)$ is not necessarily massless. In terms of the conditions (4.29), we see that the grade relevant to the type I_a divisor is $l_1 = 3$ and it obviously does not satisfy (4.29).

Let us now turn to the enhancement $I_a \rightarrow \boxed{IV_d}$, i.e. to the case that P is located at Δ_{12}° . We now have to utilize the multi-parameter growth theorem as outlined in section 2.5. Using the location (4.38) in the two-parameter growth (2.66) we find

$$\|\mathbf{q}_0\| \sim c \frac{1}{\text{Im } t^2}. \quad (4.40)$$

From this growth we can easily see that the \mathbf{q}_0 defined in (4.36) indeed generates a massless charge orbit, which is infinite due to (4.37). In order to discuss the path dependence of this result, we first recall that we have fixed the upper sector in (4.33). It is now obvious from (4.40) that \mathbf{q}_0 is massless along any path in this sector approaching P at $t^1 = t^2 = i\infty$. This confirms that (R1) applies in this case.

4.4.2 The enhancement $II_b \rightarrow IV_d$

The other enhancement cases where the type increases can be analysed in the same way. The case we discuss next is the enhancement $II_b \rightarrow IV_d$, again considering the two possible locations for P .

We first consider placing the P on the type II_b divisor, i.e. $\boxed{II_b} \rightarrow IV_d$. The decomposition into primitive parts of the type II_b mixed Hodge structure $(F_{(1)}, W^{(1)})$ is

$$H^3(Y_3, \mathbb{C}) = \textcolor{red}{P}^3(N_1^-) \oplus [\textcolor{green}{P}^4(N_1^-) \oplus N_1^- \textcolor{blue}{P}^4(N_1^-)] . \quad (4.41)$$

We depict this decomposition in the Hodge-Deligne diamond of II_b in figure 14. The enhancement $II_b \rightarrow IV_d$ is equivalent to a decomposition of the Hodge diamond of IV_d as shown in figure 15.

We can now identify the element in $I_{(2)}^{p,q}$ which gives \mathbf{q}_0 as

$$\mathbf{q}_0 \sim_{\mathbb{Z}} N_{(1)}^- \tilde{\mathbf{a}}_0^{(2)}. \quad (4.42)$$

Again from figure 15 we see that \mathbf{q}_0 is not in the kernel of N_2^- and so we have an infinite orbit

$$\mathbf{Q}(\mathbf{q}_0|m_1, m_2) = \mathbf{q}_0 + m_2 N_2^- \mathbf{q}_0 + \frac{1}{2} m_2^2 (N_2^-)^2 \mathbf{q}_0, \text{ for } m_1, m_2 \in \mathbb{Z}. \quad (4.43)$$

The location of \mathbf{q}_0 is determined as well from figure 15 to be

$$\mathbf{q}_0 \in W_2(N_1^-) \cap W_4(N_2^-). \quad (4.44)$$

Considering a path towards P in the Type II locus Δ_1° amounts to keeping t^2 finite and sending $t^1 = i\infty$. The growth theorem (2.63) thus implies $\|\mathbf{q}_0\| \sim c \frac{1}{\text{Im } t^1}$. In accord with the conditions

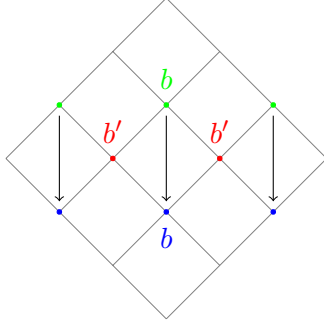


Figure 14: The Hodge-Deligne diamond of type II_b with its decomposition into primitive parts (4.41). The action of N_1^- are labelled by arrows, and we use colours to highlight the primitive subspaces $P^3(N_1^-)$, $P^4(N_1^-)$ and their images under the action of N_1^- . Since the two $\mathfrak{sl}(2)$ -triples are commuting, the primitive subspaces $P^3(N_1^-)$, $P^4(N_1^-)$ and their images under N_1^- are preserved by N_2^- .

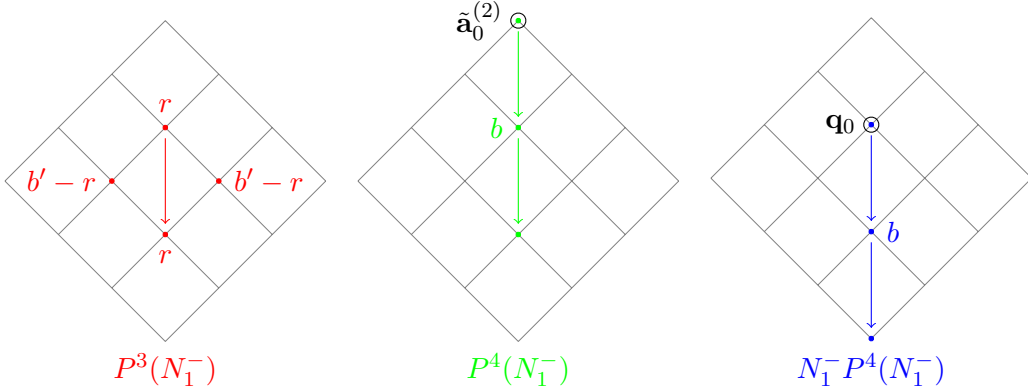


Figure 15: The left picture shows a mixed Hodge structure on $P^3(N_1^-)$, the middle picture a mixed Hodge structure on $P^4(N_1^-)$, and the right picture shows the image of the middle picture under the action of N_1^- . In these diamonds, the arrows label the action of N_2^- . The colourings are in agreement with equation (4.41) and figure 14. The sum of these three Hodge-Deligne diamonds is the diamond of $(F_{(2)}, W^{(2)})$ of type IV_d . Again, \mathbf{q}_0 and $\tilde{\mathbf{a}}_0^{(2)}$ are denoted explicitly.

in (4.29) we thus find that \mathbf{q}_0 is massless at P . We therefore deduce that the full infinite charge orbit is massless on Δ_1° . This case belongs to the condition (R2) in section 4.2 and exemplifies one of the key results of our work.

Having identified the orbit we can return to the point discussed in section 4.1, that the orbit should not only contain an infinite number of type II states. This can be easily checked to be the case. In particular, the orbit contains an infinite number of elements with non-vanishing components in $P^{0,2}(\Delta_1^\circ)$, which have non-trivial contraction with $\tilde{\mathbf{a}}_0^{(1)}$. The fact that the orbit is still infinite, even after a quotient by type II charges as proposed in [12], will hold for all the cases where we identify such an orbit.

We can also change the position of P , considering $\text{II}_b \rightarrow \boxed{\text{IV}_d}$ instead. Following a similar

analysis as above, we find that the choice of seed charge

$$\mathbf{q}_0 \sim_{\mathbb{Z}} N_{(1)}^- N_{(2)}^- \tilde{\mathbf{a}}_0^{(2)}, \quad (4.45)$$

yields an infinite massless charge orbit $\mathbf{Q}(\mathbf{q}_0|m_1, m_2)$ at Δ_{12}° . It is useful to notice that we have used the $N_{(2)}^-$ which is at the type IV_d divisor, and the $N_{(1)}^-$ which is at the type II_b divisor just before the enhancement. This fact is crucial in defining the corresponding general version of the charge orbit in table 4.1. We also remark that such a \mathbf{q}_0 always exists, because the enhancement condition (3.3) for $\text{II}_b \rightarrow \text{IV}_d$ requires that $b \geq 1$. This case belongs to the condition (R1) in section 4.2.

4.4.3 The enhancement $\text{III}_c \rightarrow \text{IV}_d$

Turning to the case $\text{III}_c \rightarrow \text{IV}_d$ we follow the same procedure as the previous two cases, first considering $\boxed{\text{III}_c} \rightarrow \text{IV}_d$. The decomposition into primitive parts of the type III_c mixed Hodge structure $(F_{(1)}, W^{(1)})$ is

$$H^3(Y_3, \mathbb{C}) = \textcolor{red}{P}^3(N_1^-) \oplus [\textcolor{green}{P}^4(N_1^-) \oplus N_1^- \textcolor{blue}{P}^4(N_1^-)] \oplus [\textcolor{blue}{P}^5(N_1^-) \oplus N_1^- \textcolor{blue}{P}^5(N_1^-) \oplus (N_1^-)^2 \textcolor{blue}{P}^5(N_1^-)]. \quad (4.46)$$

We depict this decomposition in the Hodge-Deligne diamond of III_c in figure 16. The enhancement

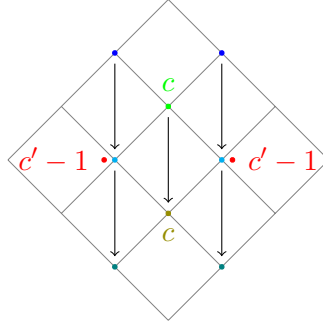


Figure 16: The Hodge-Deligne diamond of type III_c with its decomposition into primitive parts (4.46). The action of N_1^- are labelled by arrows, and we use colours to highlight the primitive subspaces $P^3(N_1^-)$, $P^4(N_1^-)$, $P^5(N_1^-)$ and their images under the action of N_1^- . Since the two $\mathfrak{sl}(2)$ -triples are commuting, the primitive subspaces $P^3(N_1^-)$, $P^4(N_1^-)$, $P^5(N_1^-)$ and their images under N_1^- are preserved by N_2^- .

$\text{III}_c \rightarrow \text{IV}_d$ is equivalent to a decomposition of the Hodge diamond of IV_d as shown in figure 17.

In this case we have that \mathbf{q}_0 is given by

$$\mathbf{q}_0 \sim_{\mathbb{Z}} (N_{(1)}^-)^2 \tilde{\mathbf{a}}_0^{(2)}. \quad (4.47)$$

and we see that there is an infinite orbit

$$\mathbf{Q}(\mathbf{q}_0|m_1, m_2) = \mathbf{q}_0 + m_2 N_2^- \mathbf{q}_0, \text{ for } m_1, m_2 \in \mathbb{Z}. \quad (4.48)$$

The location $\mathbf{q}_0 \in W_1(N_1^-) \cap W_2(N_{(2)}^-)$ implies by using (2.63) the asymptotics $\|\mathbf{q}_0\| \sim c (\text{Im } t^1)^{-2}$ in the limit $t^1 \rightarrow i\infty$. Therefore, again for $P \in \Delta_1^\circ$ we have an infinite massless charge orbit. This case belongs to the condition (R2) in section 4.2.

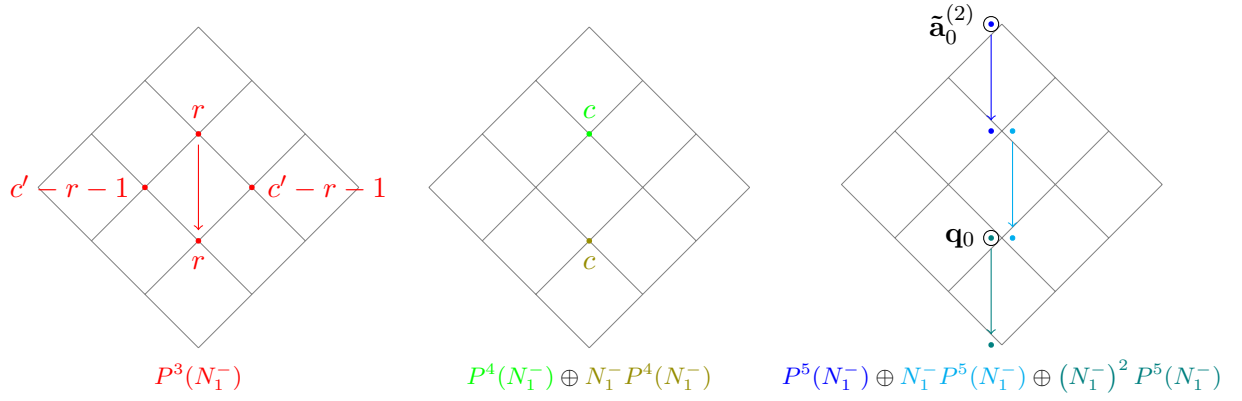


Figure 17: Pictures showing the mixed Hodge structures induced on $P^3(N_1^-)$, $P^4(N_1^-)$ and $P^5(N_1^-)$, together with their images under the action of N_1^- and $(N_1^-)^2$. In these diamonds, the coloured arrows label the action of N_2^- . The colourings are in agreement with (4.46) and figure 16. The sum of these three Hodge-Deligne diamonds is the diamond of $(F_{(2)}, W^{(2)})$ of type IV_d . As before, \mathbf{q}_0 and $\tilde{\mathbf{a}}_0^{(2)}$ are denoted explicitly.

We can also explore the candidate \mathbf{q}_0 for the enhancement $III_c \rightarrow \boxed{IV_d}$ and we find the same seed \mathbf{q}_0 as in (4.47). The orbit stays massless approaching Δ_{12} along any path in the considered growth sector. It is useful to notice that in defining the seed charge \mathbf{q}_0 around IV_d , we are using the $N_{(1)}^-$ which is at the type III_c divisor just before the enhancement. This fact is crucial in defining the corresponding general charge orbit in table 4.1. This case belongs to condition (R1) in section 4.2.

4.4.4 The enhancement $II_b \rightarrow III_c$

Let us next consider $II_b \rightarrow III_c$ and first focus on $\boxed{II_b} \rightarrow III_c$. Following the same procedure as the previous cases, we refer to equation (4.41) and figure 14 for the decomposition into primitive parts of the type II_b mixed Hodge structure $(F_{(1)}, W^{(1)})$. Then the enhancement $II_b \rightarrow III_c$ is equivalent to a decomposition of the Hodge diamond of III_c as shown in figure 18.

In this case, the \mathbf{q}_0 is chosen to be

$$\mathbf{q}_0 \sim_{\mathbb{Z}} N_{(1)}^- \tilde{\mathbf{a}}_0^{(2)}. \quad (4.49)$$

and we see that the orbit

$$\mathbf{Q}(\mathbf{q}_0 | m_1, m_2) = \mathbf{q}_0 + m_2 N_2^- \mathbf{q}_0, \text{ for } m_1, m_2 \in \mathbb{Z} \quad (4.50)$$

is indeed infinite.

The location of \mathbf{q}_0 is determined to be

$$\mathbf{q}_0 \in W_2(N_1^-) \cap W_3(N_{(2)}^-). \quad (4.51)$$

This implies that for P on Δ_1° , i.e. when taking the limit $t^1 \rightarrow i\infty$, we find by using (2.63) that $\|\mathbf{q}_0\| \sim c(\text{Im } t^1)^{-1}$. Together with (4.50) we have an infinite massless charge orbit. This case belongs to the condition (R2) in section 4.2.

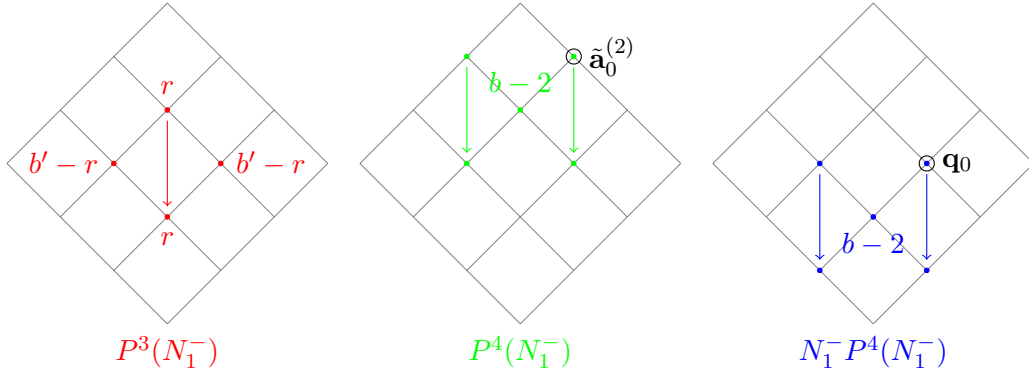


Figure 18: The left picture shows a mixed Hodge structure, determined by some non-negative integer r , on $P^3(N_1^-)$. The middle picture shows a mixed Hodge structure on $P^4(N_1^-)$. The right picture shows the image of the middle picture under the action of N_1^- . In these diamonds, the coloured arrows label the action of N_2^- . The colourings are in agreement with equation (4.41) and figure 14. The sum of these three Hodge-Deligne diamonds is the diamond of $(F_{(2)}, W^{(2)})$, associated to the mixed Hodge structure $I_{(2)}^{p,q}$, of type III_c . The circle around the dot in the last diamond indicates the location of \mathbf{q}_0 , and the circle around the dot in the middle diamond indicates the location of $\tilde{\mathbf{a}}_0^{(2)}$.

We now turn to the situation $\text{II}_b \rightarrow \boxed{\text{III}_c}$. As we will show, in this case, the masslessness of the charge orbit around the type III_c divisor will depend on the path along which we approach it. For concreteness our choice of \mathbf{q}_0 is still (4.49), but it is important to note that one cannot find any other \mathbf{q}_0 that generates an infinite orbit and is path-independently massless. The fate of the orbit as we approach the point P on the type III_c divisor is different from the previous cases. In fact, using the growth theorem (2.66) for the \mathbf{q}_0 -locations (4.51) one finds

$$\|\mathbf{q}_0\| \sim c \frac{\text{Im } t^2}{\text{Im } t^1} \quad (4.52)$$

in the upper growth region in (4.33). We thus conclude that the charge orbit remains massless at P if we approach it with a path satisfying

$$\text{Massless Path : } \text{Im } t^2 \rightarrow \infty, \text{Im } t^1 \rightarrow \infty, \text{ such that } \frac{\text{Im } t^2}{\text{Im } t^1} \rightarrow 0. \quad (4.53)$$

The only other possible path, compatible with the considered growth sector, is

$$\text{Massive Path : } \text{Im } t^2 \rightarrow \infty, \text{Im } t^1 \rightarrow \infty, \text{ such that } \frac{\text{Im } t^2}{\text{Im } t^1} \rightarrow \lambda > 0. \quad (4.54)$$

In other words, we cannot claim that the considered \mathbf{q}_0 is actually massless independent of the path. Therefore, this case was excluded from the conditions (R1), (R2) specifying our general construction. Clearly, in this case also the location (4.51) of \mathbf{q}_0 does not satisfy any of the conditions in (4.29). This case belongs to the situation described at the end of section 4.2.

4.4.5 A case without type enhancement $\text{II}_b \rightarrow \text{II}_c$

To end our two-divisor analysis let us explore a case where no type enhancement is present. As usual, the decomposition into primitive parts of the type II_b mixed Hodge structure $(F_{(1)}, W^{(1)})$

is given by equation (4.41), and it is depicted in figure 14. Then $\Pi_b \rightarrow \Pi_c$ is equivalent to a decomposition of the Hodge-Deligne diamond of type Π_c shown in figure 19.

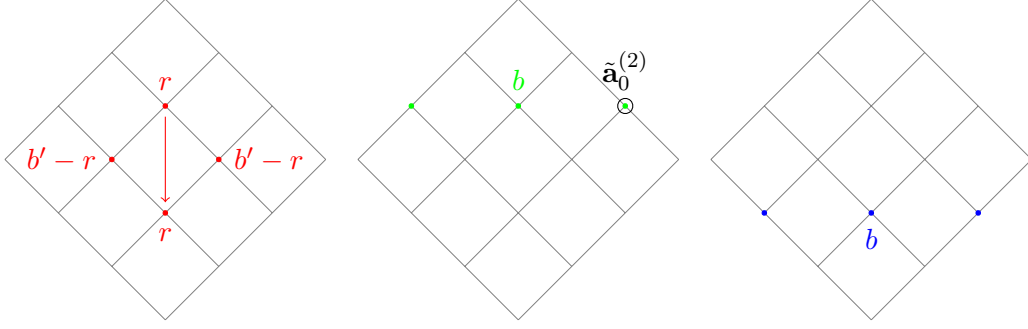


Figure 19: The left picture shows a mixed Hodge structure on $P^3(N_1^-)$ of weight 3 with Hodge numbers $(0, b', b', 0)$. The middle picture shows a mixed Hodge structure on $P^4(N_1^-)$ of weight 4 with Hodge numbers $(0, 1, b, 1, 0)$. The right picture shows the image of the middle picture under the action of N_1^- . In these diamonds, the coloured arrows label the action of N_2^- . The colourings are in agreement with equation (4.41) and figure 14. The sum of these three Hodge-Deligne diamonds is the diamond of $(F_{(2)}, W^{(2)})$ of type Π_c . The circle around the dot in the middle diamond indicates the location of $\tilde{\mathbf{a}}_0^{(2)}$.

If we try to find a \mathbf{q}_0 such that the generated orbit is infinite and massless at either Π_b or Π_c following the methods in previous cases, then we realise that such a \mathbf{q}_0 does not exist. In particular if $b = c$, meaning that there is no enhancement at all, then the second $\mathfrak{sl}(2)$ -triple is trivial

$$(N_2^-, N_2^+, Y_2) = (0, 0, 0). \quad (4.55)$$

Nevertheless, this case is relevant in the discussion of multi-divisor enhancements in the following section. To exemplify this we consider the following simple case of a 3-term enhancement chain

$$\Pi_a \rightarrow \boxed{\Pi_b} \rightarrow \Pi_c. \quad (4.56)$$

In this chain we have already considered in (4.49) a \mathbf{q}_0 from the last step of type enhancement. The next step is to estimate the Hodge norm of \mathbf{q}_0 and this requires the location of \mathbf{q}_0 in every monodromy weight filtration of the mixed Hodge structures of type Π_a , Π_b and Π_c . According to the analysis in subsection 4.4.4, we have \mathbf{q}_0 staying in $W_2(N_{(2)}^-)$ and $W_3(N_{(3)}^-)$. Then the analysis in this section tells us that generally $\mathbf{q}_0 \in W_3(N_{(1)}^-)$. It could still be possible that we have $\mathbf{q}_0 \in W_2(N_{(1)}^-)$. However, either of these two possible locations satisfies the massless condition (4.29) and hence implies that the charge orbit generated by \mathbf{q}_0 is massless at P located at the type Π_b singular locus. Analogously we can also analyse the other cases without type enhancements $\Pi_a \rightarrow \Pi_b$, $\Pi_a \rightarrow \Pi_c$ and $\Pi_b \rightarrow \Pi_c$. The results of this analysis are similar to the $\Pi_a \rightarrow \Pi_b$ case and will be used to justify the analysis in the next section. In particular, it will allow us to introduce the notation (4.64), which indicates that all enhancements of non-changing type will not influence our constructions.

This completes our two-divisor analysis. We will now use these results to perform the general multi-divisor analysis.

4.5 The general multi-divisor analysis

In the previous subsection we have shown when in the case of two intersecting divisors it is possible to identify an infinite massless charge orbit depending on the type of singularity of the divisors and at the intersection as well as the location of P . In this subsection we will generalise the analysis to multiple intersecting divisors. We will first give all possible enhancement chains and then stepwise apply the two-divisor result by treating the two intersecting divisors which themselves are loci of intersection of an arbitrary number of divisors. This is the general setup described in subsection 4.2. By explicitly constructing \mathbf{q}_0 we will thus be able to show the conditions (R1), (R2) for it to generate an infinite massless charge orbit when approaching P .

4.5.1 Masslessness of the general charge orbit

In this subsection we show that one can construct for each enhancement chain (4.17) an appropriate seed charge \mathbf{q}_0 that defines a massless state when approaching P along any path in a fixed growth sector (4.15). Crucially, as stated already in subsection 4.2, such a \mathbf{q}_0 only exists if the singularity type at the location of P is either II, III, IV. These are also the singularities that occur if we demand P to be at infinite distance.

We thus have to consider the three following general enhancement chains

$$I_{a_1} \rightarrow \dots \rightarrow I_{a_k} \rightarrow II_{b_1} \rightarrow \dots \rightarrow \boxed{II_{b_m}} \rightarrow \dots \quad (4.57)$$

$$I_{a_1} \rightarrow \dots \rightarrow I_{a_k} \rightarrow II_{b_1} \rightarrow \dots \rightarrow II_{b_m} \rightarrow III_{c_1} \rightarrow \dots \rightarrow \boxed{III_{c_n}} \rightarrow \dots \quad (4.58)$$

$$I_{a_1} \rightarrow \dots \rightarrow I_{a_k} \rightarrow II_{b_1} \rightarrow \dots \rightarrow II_{b_m} \rightarrow III_{c_1} \rightarrow \dots \rightarrow III_{c_n} \rightarrow IV_{d_1} \rightarrow \dots \rightarrow \boxed{IV_{d_r}} \rightarrow \dots, \quad (4.59)$$

where the box indicates the singularity at the location of P . Note that k, m, n , and r are integers and we allow for chains that do not admit all types. For example, in (4.57), (4.58), and (4.59) we can have $k = 0$, i.e. start the enhancement at type II. Furthermore, let us stress that we have only displayed the enhancement chains until the singularity at P . This part will be relevant in studying the masslessness of the associated \mathbf{q}_0 as we will see below. In order to show that the full orbit \mathbf{Q} is infinite, the enhancements after the singularity at P become relevant. We will discuss these parts in subsection 4.5.2.

It will turn out to be sufficient to only focus on the type I, II, III, IV without having information about the index required in the complete classification of subsection 3.1. Since we also want to simplify the expressions, we thus introduce the shorthand notation

$$\begin{aligned} \text{I} &\equiv I_{a_1} \rightarrow \dots \rightarrow I_{a_k}, \\ \text{II} &\equiv II_{b_1} \rightarrow \dots \rightarrow II_{b_m}, \\ \text{III} &\equiv III_{c_1} \rightarrow \dots \rightarrow III_{c_n}, \\ \text{IV} &\equiv IV_{d_1} \rightarrow \dots \rightarrow IV_{d_p}. \end{aligned} \quad (4.60)$$

Now it is straightforward to display all appearing enhancement chains that can occur before the singularity at P . We list them in the first column of table 4.1.

The second column of table 4.1 lists the seed charge \mathbf{q}_0 that we propose for the corresponding chain. This charge has been constructed such that it has a universal location in the spaces

| Chain | \mathbf{q}_0 | location of \mathbf{q}_0 |
|---|--|--|
| $\boxed{\text{II}} \rightarrow \dots$ | $N_{(n_P)}^- \tilde{\mathbf{a}}_0^{(n_\mathcal{E})}$ | $W_2(N_{(\text{II})}^-)$ |
| $\text{I} \rightarrow \boxed{\text{II}} \rightarrow \dots$ | $N_{(n_P)}^- \tilde{\mathbf{a}}_0^{(n_\mathcal{E})}$ | $W_3(N_{(\text{I})}^-) \cap W_2(N_{(\text{II})}^-)$ |
| $\boxed{\text{III}} \rightarrow \dots$ | $(N_{(n_P)}^-)^2 \tilde{\mathbf{a}}_0^{(n_\mathcal{E})}$ | $W_1(N_{(\text{III})}^-)$ |
| $\text{I} \rightarrow \boxed{\text{III}} \rightarrow \dots$ | $(N_{(n_P)}^-)^2 \tilde{\mathbf{a}}_0^{(n_\mathcal{E})}$ | $W_3(N_{(\text{I})}^-) \cap W_1(N_{(\text{III})}^-)$ |
| $\text{II} \rightarrow \boxed{\text{III}} \rightarrow \dots$ | $(N_{(n_P)}^-)^2 \tilde{\mathbf{a}}_0^{(n_\mathcal{E})}$ | $W_2(N_{(\text{II})}^-) \cap W_1(N_{(\text{III})}^-)$ |
| $\text{I} \rightarrow \text{II} \rightarrow \boxed{\text{III}} \rightarrow \dots$ | $(N_{(n_P)}^-)^2 \tilde{\mathbf{a}}_0^{(n_\mathcal{E})}$ | $W_3(N_{(\text{I})}^-) \cap W_2(N_{(\text{II})}^-) \cap W_1(N_{(\text{III})}^-)$ |
| $\boxed{\text{IV}} \rightarrow \dots$ | $(N_{(n_P)}^-)^2 \tilde{\mathbf{a}}_0^{(n_\mathcal{E})}$ | $W_2(N_{(\text{IV})}^-)$ |
| $\text{I} \rightarrow \boxed{\text{IV}} \rightarrow \dots$ | $(N_{(n_P)}^-)^2 \tilde{\mathbf{a}}_0^{(n_\mathcal{E})}$ | $W_3(N_{(\text{I})}^-) \cap W_2(N_{(\text{IV})}^-)$ |
| $\text{II} \rightarrow \boxed{\text{IV}} \rightarrow \dots$ | $N_{(n_P-r)}^- N_{(n_P)}^- \tilde{\mathbf{a}}_0^{(n_\mathcal{E})}$ | $W_2(N_{(\text{II})}^-) \cap W_2(N_{(\text{IV})}^-)$ |
| $\text{III} \rightarrow \boxed{\text{IV}} \rightarrow \dots$ | $(N_{(n_P-r)}^-)^2 \tilde{\mathbf{a}}_0^{(n_\mathcal{E})}$ | $W_1(N_{(\text{III})}^-) \cap W_2(N_{(\text{IV})}^-)$ |
| $\text{I} \rightarrow \text{II} \rightarrow \boxed{\text{IV}} \rightarrow \dots$ | $N_{(n_P-r)}^- N_{(n_P)}^- \tilde{\mathbf{a}}_0^{(n_\mathcal{E})}$ | $W_3(N_{(\text{I})}^-) \cap W_2(N_{(\text{II})}^-) \cap W_2(N_{(\text{IV})}^-)$ |
| $\text{I} \rightarrow \text{III} \rightarrow \boxed{\text{IV}} \rightarrow \dots$ | $(N_{(n_P)}^-)^2 \tilde{\mathbf{a}}_0^{(n_\mathcal{E})}$ | $W_3(N_{(\text{I})}^-) \cap W_1(N_{(\text{III})}^-) \cap W_2(N_{(\text{IV})}^-)$ |
| $\text{II} \rightarrow \text{III} \rightarrow \boxed{\text{IV}} \rightarrow \dots$ | $(N_{(n_P-r)}^-)^2 \tilde{\mathbf{a}}_0^{(n_\mathcal{E})}$ | $(N_{(\text{II})}^-) \cap W_1(N_{(\text{III})}^-) \cap W_2(N_{(\text{IV})}^-)$ |
| $\text{I} \rightarrow \text{II} \rightarrow \text{III} \rightarrow \boxed{\text{IV}} \rightarrow \dots$ | $(N_{(n_P-r)}^-)^2 \tilde{\mathbf{a}}_0^{(n_\mathcal{E})}$ | $W_3(N_{(\text{I})}^-) \cap W_2(N_{(\text{II})}^-) \cap W_1(N_{(\text{III})}^-) \cap W_2(N_{(\text{IV})}^-)$ |

Table 4.1: The table contains all possible enhancement chains that can arise before the singularity at P . We use the notation (4.60) in the first column. The \mathbf{q}_0 associated to each chain is listed in the second column. Note that $N_{(n_P-r)}^-$ is the element associated to the last type III singularity in the locus, with r as in (4.59). The third column lists the location of \mathbf{q}_0 using the notation introduced in (4.64).

$W(N_{(k)}^-)$ relevant in the growth theorem of subsection 2.5. In fact, tracking \mathbf{q}_0 through the various enhancements as in subsection 4.4 we find for the three general chains (4.57)-(4.59) the locations

$$P \in \text{Type II locus} : \quad \mathbf{q}_0 \in W_3(N_{(\text{I})}^-) \cap W_2(N_{(\text{II})}^-) \quad (4.61)$$

$$P \in \text{Type III locus} : \quad \mathbf{q}_0 \in W_3(N_{(\text{I})}^-) \cap W_2(N_{(\text{II})}^-) \cap W_1(N_{(\text{III})}^-) \quad (4.62)$$

$$P \in \text{Type IV locus} : \quad \mathbf{q}_0 \in W_3(N_{(\text{I})}^-) \cap W_2(N_{(\text{II})}^-) \cap W_1(N_{(\text{III})}^-) \cap W_2(N_{(\text{IV})}^-) , \quad (4.63)$$

where we have introduced the shorthand notation ¹²

$$\begin{aligned}
W_3(N_{(\text{I})}^-) &\equiv W_3(N_{(1)}^-) \cap \dots \cap W_3(N_{(k)}^-), \\
W_2(N_{(\text{II})}^-) &\equiv W_3(N_{(k+1)}^-) \cap \dots \cap W_3(N_{(k')}^-) \cap W_2(N_{(k'+1)}^-) \cap \dots \cap W_2(N_{(k+m)}^-), \\
W_1(N_{(\text{III})}^-) &\equiv W_1(N_{(k+m+1)}^-) \cap \dots \cap W_1(N_{(k+m+n)}^-), \\
W_2(N_{(\text{IV})}^-) &\equiv W_2(N_{(k+m+n+1)}^-) \cap \dots \cap W_2(N_{(k+m+n+r)}^-).
\end{aligned} \tag{4.64}$$

Note that the $W_l(N_{(i)}^-)$ in each line (4.61)-(4.63) is always $W_l(N_{(n_P)}^-)$ corresponding to the location of P . The shorthand notation (4.64) is also used in the last column of table 4.1 giving the location of the listed \mathbf{q}_0 .

We now collected all the information to show that \mathbf{q}_0 becomes massless along any path approaching P within a growth sector. This is straightforward since we have already established the general result (4.29), which gives a sufficient condition for this behavior. It is easy to check using the last column of table 4.1 that (4.29) is satisfied.

4.5.2 Infiniteness of the general charge orbit

Having shown the masslessness of the charge orbit $\mathbf{Q}(\mathbf{q}_0|m_1, \dots, m_{n_\mathcal{E}})$, we will in this subsection check its infiniteness. The procedure is similar to the one used in subsection 4.4. Let us first repeat the definition of the charge orbit (4.16) and expand the exponential

$$\begin{aligned}
\mathbf{Q}(\mathbf{q}_0|m_1, \dots, m_{n_\mathcal{E}}) &= \exp\left(\sum_{i=1}^{n_\mathcal{E}} m_i N_i^-\right) \mathbf{q}_0 \\
&= \mathbf{q}_0 + \sum_{i=1}^{n_\mathcal{E}} m_i N_i^- \mathbf{q}_0 + \dots,
\end{aligned} \tag{4.65}$$

where each m_i is an integer, and the \dots indicate terms that are at least quadratic in m_i .

Furthermore, we notice that if there exists an $N_{(k)}^-$ with k taking any value $k = 1, \dots, n_\mathcal{E}$ which does not annihilate \mathbf{q}_0 then the orbit is infinite. To see this, we set $m_1 = \dots = m_{k-1} = m_k = m$ and $m_{k+1} = \dots = m_{n_\mathcal{E}} = 0$. The orbit reduces to

$$\mathbf{Q}(\mathbf{q}_0|m, \dots, m, 0, \dots, 0) = \mathbf{q}_0 + m N_{(k)}^- \mathbf{q}_0 + \frac{1}{2} m^2 (N_{(k)}^-)^2 \mathbf{q}_0 + \frac{1}{6} m^3 (N_{(k)}^-)^3 \mathbf{q}_0, \tag{4.66}$$

where we have used $(N_{(k)}^-)^4 \mathbf{q}_0 = 0$. If the orbit $\mathbf{Q}(\mathbf{q}_0|m, \dots, m, 0, \dots, 0)$ is not infinite, then there is an $m' \neq m$ such that $\mathbf{Q}(\mathbf{q}_0|m', \dots, m', 0, \dots, 0) = \mathbf{Q}(\mathbf{q}_0|m, \dots, m, 0, \dots, 0)$, hence $N_{(k)}^- \mathbf{q}_0 = 0$. This contradiction implies that the orbit $\mathbf{Q}(\mathbf{q}_0|m_1, \dots, m_{n_\mathcal{E}})$ is infinite, provided the existence of an $N_{(k)}^-$ that does not annihilate \mathbf{q}_0 .

¹²Note the unusual pattern in $W_2(N_{(\text{II})}^-)$, which contains an additional parameter k' with $k+1 \leq k' \leq k+m$. The crucial information here is that if we consider P at the end of such a Type II chain there has to be at least one W_2 appearing in (4.61) to ensure masslessness. Before the end of the type II chain, the location of an \mathbf{q}_0 could be pushed up by 1 to W_3 but this will not affect the masslessness. In $W(N_{(\text{I})}^-)$, $W(N_{(\text{III})}^-)$ and $W(N_{(\text{IV})}^-)$, such a phenomenon is not present. This justifies the shorthand notation (4.64).

Let us now show that such an $N_{(k)}^-$ exists for the enhancement chains (4.17) satisfying the conditions (R1) or (R2) of subsection 4.2. The simpler condition to show is (R1), which considers enhancement chains for in which P is at a Type IV locus. In this case the N_k^- not annihilating the seed charge \mathbf{q}_0 is simply $N_{(k)}^- = N_{(n_P)}^-$. This immediately follows from the fact that in the Type IV case one has $(N_{(n_P)}^-)^3 \tilde{\mathbf{a}}_0^{(n_\mathcal{E})} \neq 0$, which implies that the relevant \mathbf{q}_0 s given in table 4.1 satisfy $N_{(n_P)}^- \mathbf{q}_0 \neq 0$.

Turning to condition (R2), we recall that it states that for every enhancement chain with P at a Type II or Type III locus at least one further enhancement has to occur after the location of P . Considering this enhancement to occur from the $(n_P + j - 1)$ -term to $(n_P + j)$ -term the general expressions of the relevant chains are

$$\begin{aligned}
& \cdots \rightarrow \text{II}_{b_1} \rightarrow \cdots \rightarrow \boxed{\text{II}_b}_{\text{at } n_P} \rightarrow \cdots \rightarrow \text{II}_{b_m} \rightarrow \boxed{\text{III}_{c_1}}_{\text{at } (n_P+j)} \rightarrow \cdots, \\
& \cdots \rightarrow \text{II}_{b_1} \rightarrow \cdots \rightarrow \boxed{\text{II}_b}_{\text{at } n_P} \rightarrow \cdots \rightarrow \text{II}_{b_m} \rightarrow \boxed{\text{IV}_{d_1}}_{\text{at } (n_P+j)} \rightarrow \cdots, \\
& \cdots \rightarrow \text{III}_{c_1} \rightarrow \cdots \rightarrow \boxed{\text{III}_c}_{\text{at } n_P} \rightarrow \cdots \rightarrow \text{III}_{c_n} \rightarrow \boxed{\text{IV}_{d_1}}_{\text{at } (n_P+j)} \rightarrow \cdots.
\end{aligned} \tag{4.67}$$

We claim that in these cases the $N_{(k)}^-$ not annihilating \mathbf{q}_0 is given by $N_{(k)}^- = N_{(n_P+j)}^-$. Indeed, since the type of the singularity increases, also the highest power of $N_{(i)}^-$ not annihilating $\tilde{\mathbf{a}}_0^{(n_\mathcal{E})}$ increases. Using the relevant definitions of \mathbf{q}_0 of table 4.1 this implies that $N_{(n_P+j)}^-$ does not annihilate \mathbf{q}_0 . In conclusion we have found for chains satisfying (R1) and (R2) relevant $N_{(k)}^-$ that do not annihilate the seed charge \mathbf{q}_0 and thus have shown the infiniteness of the charge orbit $\mathbf{Q}(\mathbf{q}_0 | m_1, \dots, m_{n_\mathcal{E}})$.

4.6 A two parameter example: mirror of $\mathbb{P}^{(1,1,1,6,9)}$ [18]

The discussions so far have been general, but rather abstract. In this section we show how to explicitly realise our approach to identifying the orbit. We consider the degree-18 Calabi-Yau hypersurface inside the weighted projective space $\mathbb{P}^{(1,1,1,6,9)}$. This hypersurface is denoted by $\tilde{Y}_3 = \mathbb{P}^{(1,1,1,6,9)}$ [18] and has $h^{1,1}(\tilde{Y}_3) = 2$. The Calabi-Yau hypersurface of which we will consider the complex structure moduli space is the mirror Y_3 of \tilde{Y}_3 . Note that the geometry and the periods of the pair (\tilde{Y}_3, Y_3) have been studied in detail in [21] as one of the early applications of mirror symmetry.

We will consider a patch \mathcal{E} containing the large complex structure point of Y_3 , which by mirror symmetry corresponds to the large volume point of \tilde{Y}_3 . Hence we can use the formulas of subsection 3.4 to derive the monodromy logarithms N_1, N_2 and determine the corresponding

singularity type. The Calabi-Yau threefold \tilde{Y}_3 sits inside the toric ambient space with toric data

| | | $l^{(1)}$ | $l^{(2)}$ |
|-------|---------------|-----------|-----------|
| K | 1 0 0 0 0 | -6 | 0 |
| D_0 | 1 0 0 -1 -1 | 1 | -3 |
| D_1 | 1 1 0 -1 -1 | 0 | 1 |
| D_2 | 1 0 1 -1 -1 | 0 | 1 |
| D_3 | 1 -1 -1 -1 -1 | 0 | 1 |
| D' | 1 0 0 2 -1 | 2 | 0 |
| D'' | 1 0 0 -1 1 | 3 | 0 |

(4.68)

where the first column labels the toric divisors. Restricting all divisors to the hypersurface \tilde{Y}_3 in this ambient space, the generators of the Kähler cone are chosen to be

$$J_1 = D_0 + 3D_1, \quad J_2 = D_1. \quad (4.69)$$

The intersection numbers $K_{ijk} = J_i \cdot J_j \cdot J_k$ in this bases are determined to be ¹³

$$K_{111} = 9, \quad K_{112} = 3, \quad K_{122} = 1, \quad K_{222} = 0. \quad (4.70)$$

Inserting (4.70) into the general expression (3.21) we derive

$$N_1 = \begin{pmatrix} 0 & 0 & 0 & 0 & 0 & 0 \\ -1 & 0 & 0 & 0 & 0 & 0 \\ 0 & 0 & 0 & 0 & 0 & 0 \\ -\frac{9}{2} & -9 & -3 & 0 & 0 & 0 \\ -\frac{3}{2} & -3 & -1 & 0 & 0 & 0 \\ \frac{3}{2} & \frac{9}{2} & \frac{1}{2} & -1 & 0 & 0 \end{pmatrix}, \quad N_2 = \begin{pmatrix} 0 & 0 & 0 & 0 & 0 & 0 \\ 0 & 0 & 0 & 0 & 0 & 0 \\ -1 & 0 & 0 & 0 & 0 & 0 \\ -\frac{1}{2} & -3 & -1 & 0 & 0 & 0 \\ 0 & -1 & 0 & 0 & 0 & 0 \\ 0 & \frac{3}{2} & 0 & 0 & -1 & 0 \end{pmatrix}. \quad (4.71)$$

Furthermore, using table 3.5 we immediately determine the singularity types

$$\begin{aligned} \Delta_1 = \{t^1 = \mathbf{i}\infty\} : & \quad N_1 & \quad \text{Type IV}_1, \\ \Delta_2 = \{t^2 = \mathbf{i}\infty\} : & \quad N_2 & \quad \text{Type III}_0, \\ \Delta_{12} = \{t^1 = \mathbf{i}\infty, t^2 = \mathbf{i}\infty\} : & \quad N_1 + N_2 & \quad \text{Type IV}_2, \end{aligned} \quad (4.72)$$

where we note that Δ_{12} is nothing else then the large complex structure or large volume point and hence has the maximal enhancement $\text{IV}_{h^{2,1}}$.

In order to construct the charge orbits, we next have to explicitly construct the vector $\tilde{\mathbf{a}}_0^{(2)}$, i.e. the limiting vector at Δ_{12} , and the two nilnegative elements N_1^-, N_2^- in the commuting $\mathfrak{sl}(2)$ -pair associated to the enhancements $\text{III}_0 \rightarrow \text{IV}_2$ and $\text{IV}_1 \rightarrow \text{IV}_2$. The corresponding derivation is lengthy, but follows the steps outlined in subsection 2.4. The details of this computation are presented in the appendices B, C and D. Firstly, one uses the large complex structure periods rotated to an \mathbb{R} -split representation to derive

$$\tilde{\mathbf{a}}_0^{(2)} = \left(1, 0, 0, -\frac{17}{4}, -\frac{3}{2}, 0\right)^T. \quad (4.73)$$

¹³While not relevant later on, we note that the second Chern class for this example yields $b_1 = \frac{1}{24}c_2 \cdot J_1 = \frac{17}{4}$, $b_2 = \frac{1}{24}c_2 \cdot J_2 = \frac{3}{2}$.

The commuting $\mathfrak{sl}(2)$ -pair for the enhancement $IV_1 \rightarrow IV_2$ are then shown to be

$$N_1^- = \begin{pmatrix} 0 & 0 & 0 & 0 & 0 & 0 \\ -1 & 0 & 0 & 0 & 0 & 0 \\ 0 & 0 & 0 & 0 & 0 & 0 \\ -\frac{9}{2} & -9 & -3 & 0 & 0 & 0 \\ -\frac{3}{2} & -3 & -1 & 0 & 0 & 0 \\ \frac{3}{2} & \frac{9}{2} & \frac{1}{2} & -1 & 0 & 0 \end{pmatrix}, \quad N_2^- = \begin{pmatrix} 0 & 0 & 0 & 0 & 0 & 0 \\ 0 & 0 & 0 & 0 & 0 & 0 \\ 0 & 0 & 0 & 0 & 0 & 0 \\ 0 & 0 & 0 & 0 & 0 & 0 \\ 0 & 0 & \frac{1}{3} & 0 & 0 & 0 \\ 0 & 0 & 0 & 0 & 0 & 0 \end{pmatrix}. \quad (4.74)$$

In contrast, for the enhancement $III_0 \rightarrow IV_2$ we find the $\mathfrak{sl}(2)$ -pair

$$N_1^- = \begin{pmatrix} 0 & 0 & 0 & 0 & 0 & 0 \\ 0 & 0 & 0 & 0 & 0 & 0 \\ -1 & 0 & 0 & 0 & 0 & 0 \\ -\frac{1}{2} & -3 & -1 & 0 & 0 & 0 \\ 0 & -1 & 0 & 0 & 0 & 0 \\ 0 & \frac{3}{2} & 0 & 0 & -1 & 0 \end{pmatrix}, \quad N_2^- = \begin{pmatrix} 0 & 0 & 0 & 0 & 0 & 0 \\ -1 & 0 & 0 & 0 & 0 & 0 \\ \frac{3}{2} & 0 & 0 & 0 & 0 & 0 \\ -\frac{15}{2} & -\frac{9}{2} & -\frac{3}{2} & 0 & 0 & 0 \\ -\frac{3}{2} & -\frac{3}{2} & -1 & 0 & 0 & 0 \\ \frac{3}{2} & \frac{9}{4} & \frac{1}{2} & -1 & \frac{3}{2} & 0 \end{pmatrix}. \quad (4.75)$$

With these results we immediately compute the infinite charge orbits for this patch in moduli space. Using (4.31) for the cases (4.32), (4.33) and inserting \mathbf{q}_0 proposed in table 4.1 we find

$$\begin{aligned} (1) \ P \in \Delta_1^\circ : \quad & \mathbf{Q} = (0, 0, 0, 9, 3, -9m_1)^T, \\ (2) \ P \in \Delta_2^\circ : \quad & \mathbf{Q} = (0, 0, 0, 1, 0, -m_2)^T, \\ (3) \ P \in \Delta_{12}^\circ : \quad & \begin{cases} \mathbf{Q} = (0, 0, 0, 9, 3, -9m_1)^T & \text{for } \left\{ \frac{\text{Im } t^1}{\text{Im } t^2}, \text{Im } t^2 > \lambda \right\}, \\ \mathbf{Q} = (0, 0, 0, 4, 2, -2m_1 - m_2)^T & \text{for } \left\{ \frac{\text{Im } t^2}{\text{Im } t^1}, \text{Im } t^1 > \lambda \right\}. \end{cases} \end{aligned} \quad (4.76)$$

Let us stress that by our general arguments all three orbits are infinite and massless at the location of the P under consideration. The infiniteness is immediate due to the dependence on m_1, m_2 , while the masslessness can alternatively be explicitly checked by a tedious but straightforward computation using the results of appendix D. It is also nice to see that the charges are actually quantized. This is non-trivial, since $\tilde{\mathbf{a}}_0^{(2)}$ as well as N_1^-, N_2^- contain rational entries.

We close this section by discussing how the general properties and ideas we have outlined are realised in the charge orbits (4.76). Firstly, we recall that Δ_2° is a Type III locus and hence the one parameter arguments of subsection 4.1 and reference [12] would suggest that there is no infinite orbit. Indeed the orbit \mathbf{Q} is independent of m_1 and hence not generated by the $N_1^- = N_2^-$ associated to Δ_2° . However, we see in (4.76) that this orbit is ‘inherited’ from the enhancement locus, i.e. induced by the second monodromy logarithm N_2^- not directly associated to Δ_2° . Secondly, we stress that the expression for \mathbf{Q} in case (3) is indeed path dependent. If one approaches Δ_{12}° via a path almost touching Δ_1° , we find that the orbit agrees with the one of case (1). This is not surprising, since this is the infinite orbit of the Type IV_1 singularity along Δ_1° which is transferred to Δ_{12}° . Moving towards Δ_{12}° along a path almost touching Δ_2° we find a completely different charge orbit depending on m_1, m_2 .

4.7 Discussion on properties of the charge orbit

To summarise, in this section we have shown how to identify infinite massless charge orbits using data which is not completely local but rather associated to a patch where singular divisors can

intersect. In particular, this significantly extends the infinite charge orbits that were identified in [12]. It also forms a starting point towards a global understanding of the infinite towers of states associated to the monodromies in the full moduli space.

A first point to stress is that our current definition of \mathbf{Q} and \mathbf{q}_0 vitally uses the commuting $\mathfrak{sl}(2)$ algebras (2.49). In particular, this fact has been exploited in subsection 4.3 to show that \mathbf{Q} and \mathbf{q}_0 have the same Hodge norm growth. However, the usage of the commuting $\mathfrak{sl}(2)$ basis containing N_i^- could be just an intermediate step to show the desired results. In fact, it is an important strategy of [22, 23] to translate the final statement back to the formulation with the N_i . It may be that a similar result can be shown for our constructions. Therefore, a natural candidate charge orbit is then

$$\tilde{\mathbf{Q}}(\tilde{\mathbf{q}}_0|m_1, \dots, m_{\mathcal{E}}) \equiv \exp\left(\sum_{i=1}^{n_{\mathcal{E}}} m_i N_i\right) \tilde{\mathbf{q}}_0, \quad (4.77)$$

which is the natural analog to (4.16). In order to identify the seed charge $\tilde{\mathbf{q}}_0$, we would then require that it satisfies the conditions (4.18) with the replacement $N_{(i)}^- \rightarrow N_{(i)}$ and $\mathbf{q}_0 \rightarrow \tilde{\mathbf{q}}_0$ in order to generate an orbit that becomes massless when approaching P within a growth sector. These replacements are natural due to the fact that $W(N_{(i)}^-) = W(N_{(i)})$ as already stated in (4.25). We would then claim that $\tilde{\mathbf{Q}}$ is infinite and becomes massless when approaching P within a growth sector if either of the two conditions (R1), (R2) of subsection 4.2 are satisfied. Let us stress, however, that establishing the equivalent to the results of subsections 4.3 and 4.5, including the explicit constructions of table 4.1, without using the commuting basis would require more work and will be left for the future.

We have discussed how the intersection points can be utilised to build the infinite distance networks in moduli space, which follow the rules of enhancement in table 3.3. If we consider such a network we can identify orbits in patches which contain type IV loci or intersections which enhance the singularity type.¹⁴ Once such an orbit is identified, it will retain its identity along any finite distance along the singularity curve moving away from this local patch. This is because the limiting Hodge structure is defined over the full singular locus. If we move an infinite distance away, so towards a different intersection with some other infinite distance locus, then it is more difficult to track this orbit. We actually expect that the charge orbit can be ‘transferred’ between singular divisors which intersect even when there is no enhancement of the singularity type. By this we mean that a set of charges identified by a charge orbit on one divisor has a corresponding set on the divisor which intersects it. This is supported by tracking the Hodge-Deligne diamonds from one divisor to the other through the intersection. Should we be able to track the orbit this way, we would be able to identify an infinite charge orbit over a full intersecting infinite distance network. However, we leave a detailed study of this possibility for future work.

In [12] it was shown that the monodromy charge orbit is fully populated by BPS states as long as one of the charges corresponds to a BPS state. This was shown for the only case where such an orbit could be identified, which is for type IV singularities. In this work, we are not able to show such a connection between the charge orbit and BPS states. This is not unexpected, the argument of [12] was based on walls of marginal stability. While being away from a wall of marginal stability ensures that a BPS state remains in the spectrum, this is not a necessary

¹⁴Note that this implies the identification always holds in the large volume regime of the mirror.

condition, i.e. there are many examples of BPS states which by, charge and energy conservation alone, could decay to other BPS states. So one expects that the spectrum of BPS states has some finer underlying structure. The utilisation of the charge orbits in this work amounts to a proposal that this finer structure includes the population of charge orbits by BPS states, at least asymptotically towards infinite distance.

5 Conclusions

In this paper we studied aspects of the Swampland Distance Conjecture in the complex structure moduli space of Calabi-Yau manifolds. In this context, the set of infinite distance loci in field space can be understood both generally and precisely. We utilised the powerful mathematical tools of the orbit theorems and mixed Hodge structures to analyse infinite distance points in complete generality, so any infinite distance point in any Calabi-Yau threefold. We showed that any infinite distance point is part of a locus in moduli space to which we can associate a set of discrete topological data, its Hodge-Deligne diamond, that defines its key characteristics. We also showed how to extract this data from the monodromy, associated to axion-type shifts, about the infinite distance locus. The data can be used to completely classify infinite distance loci in the moduli space, and this classification includes an understanding of how different infinite distance loci can intersect and change their type. In this way, the different types of infinite distance loci form a rich intersecting infinite distance network. We showed that there are rules for how such intersections can occur and so for which kinds of infinite distance networks can be built. These rules and networks therefore are uncovering a new perspective on the distance conjecture where global structures in the field space are emerging.

The intersections between different types of infinite distance loci are clearly central to this global perspective, and so naturally most of the investigation was focused on them. Within a local patch in field space containing such an intersection, we were able to reach a significant number of results regarding the nature of the infinite tower of states of the distance conjecture. More precisely, to each infinite distance locus one can associate a nilpotent matrix N , and when the loci intersect the different matrices commute. However, a remarkable result of [22], known as the general $\mathrm{Sl}(2)$ -orbit theorem, shows that the nilpotent matrices can further be completed into fully commuting $\mathfrak{sl}(2)$ algebras. This can be thought of as a type of factorisation of the infinite distance loci, and greatly simplifies the analysis of the intersections. In particular, it allows for a rather precise identification of an infinite tower of states in terms of a *charge orbit*. This orbit generalises the monodromy orbits presented in [12] by utilising the commuting structure of the $\mathfrak{sl}(2)$ algebras. Importantly, it can be generalised recursively to any number of intersecting infinite distance loci. We then established general conditions when such a charge orbit can define an infinite tower of states that become massless when approaching the infinite distance point. More specifically, we have explicitly constructed a candidate charge orbit for any infinite distance point that has another infinite distance locus of higher type in its vicinity. This non-local construction allowed us to identify the tower of states of the distance conjecture for a more general set of infinite distance loci than was done in [12], thereby making progress towards a complete identification of the tower of states globally on the moduli space. However, it is important to state that in [12], by utilising walls of marginal stability, the monodromy orbits were shown to be populated by actual BPS states in the spectrum. We are not able to reach such a result for the more general charge orbits introduced in this paper. We therefore leave a

study of the precise relation between charge orbits and BPS states for future work.

One particularly interesting new aspect of the distance conjecture in the context of intersecting infinite distance loci is that the mass spectrum of BPS states picks up a dependence on the path of approach to the intersection. The results of [22] allowed us to quantify this path dependence rather precisely, showing how to classify paths into different growth sectors, and to determine how the masses of the tower of states behave within each growth sector. We find the encouraging result that the particular form of the infinite charge orbit of states is such that the states become massless independently of the path of approach, within a given growth sector. This lends further evidence to the proposal in [12] that the tower of states associated to the monodromy action induces the infinite distance divergence, since there are no infinite distance paths of approach whereby the tower remains massive.

Our results show that there is a rich structure at infinite distances in field spaces of theories of quantum gravity. While we made significant progress at uncovering some of this structure, we believe that there is much more to discover. The close ties to the existing rich and deep mathematical framework of nilpotent orbits suggest that much of this structure is general. By this we mean that many of the results can be formulated just by an association of a nilpotent matrix to an infinite distance point. Such an association is rather natural from the perspective of quantum gravity as discussed in [12]. There are two ways to motivate this. The first is that the nilpotent matrix is associated to a discrete gauge symmetry, an axion shift, which is promoted to a continuous global symmetry at infinite distance. The infinite distance and infinite tower of states can then be understood as a quantum gravity obstruction to the global symmetry limit. The second way is in the context of emergence of infinite distances, so the idea that the infinite distance is itself induced by integrating out the tower of states. Then the nilpotent matrix associated to it is a remnant of the structure of this tower. The appearance of nilpotent matrices, associated to axion transformations, was also found in [45]. This ties in nicely also to the ideas of [19] where potentials on field spaces are also controlled by the towers of states. Motivated by these results, we believe that it is a natural expectation that nilpotent elements, and the rich structure associated to them which we have been exploring in this paper, may underlie much of the universal behaviour of quantum gravity theories at large distances in field space.

While our work was motivated by the distance conjecture, the results are significant also purely as a study of Calabi-Yau moduli spaces. We have adapted the recent results on relations between polarised mixed Hodge structures [23] to the moduli space, expanded on them and developed their connection to distances in the space. We have also presented the first, to our knowledge, computation of the commuting $\mathfrak{sl}(2)$ triples of matrices at intersections of infinite distance loci, or from the Hodge-theoretic perspective, at degenerations of polarized mixed Hodge structures.

Our analysis was focused on the complex structure moduli space, but we have also discussed the mirror dual configuration in some detail. More precisely, we have explicitly determined the monodromy matrices relevant in the complexified Kähler cone when encircling the large volume point in a higher-dimensional moduli space. We showed that by only using the triple intersection numbers and the second Chern class of the mirror threefold one is able to classify the monodromies and the arising infinite distance singularity types in this large volume regime. In this large volume regime we can then directly apply our findings on the charge orbit. They immediately imply that we have shown that to every infinite distance point in the large volume

regime we can identify an infinite charge orbit that becomes massless at this point. Crucially the considered point does not have to be the large volume point itself, but rather any partial limit will also share this feature. Let us stress that we expect that our construction of the charge orbit is also valid relevant in string compactifications that are not directly the mirror to the considered Type IIB configurations [46]. Moreover, it is interesting to point out that this perspective gives a new way to systematically classify allowed triple intersection numbers and hence allowed Kähler potentials. In fact, the associated polarized mixed Hodge structure incorporates more canonically the positivity conditions on various couplings, while the growth theorem ensures that possible cancellations are ruled out. It would be very interesting to systematically explore the power of this new perspective for questions beyond the distance conjecture.

Acknowledgements

We thank Matt Kerr and Irene Valenzuela for useful discussions.

A Monodromy filtrations and mixed Hodge structures

In this appendix we give a short review of some further mathematical concepts relevant for this work. We first introduce a *pure* Hodge structure and its associated Hodge filtration. A pure Hodge structure of weight w provides a splitting of the complexification $V_{\mathbb{C}} = V \otimes \mathbb{C}$ of a rational vector space V by the Hodge decomposition

$$V_{\mathbb{C}} = \mathcal{H}^{w,0} \oplus \mathcal{H}^{w-1,1} \oplus \dots \oplus \mathcal{H}^{1,w-1} \oplus \mathcal{H}^{0,w} , \quad (\text{A.1})$$

with the subspaces satisfying $\mathcal{H}^{p,q} = \overline{\mathcal{H}^{q,p}}$ with $w = p + q$, where the complex conjugation on $V_{\mathbb{C}}$ is defined with respect to the rational vector space V . Using the $\mathcal{H}^{p,q}$ one can also define a Hodge filtration as $F^p = \oplus_{i \geq p} \mathcal{H}^{i,w-i}$ satisfying

$$V_{\mathbb{C}} = F^0 \supset F^1 \supset \dots \supset F^{w-1} \supset F^w = \mathcal{H}^{w,0} , \quad (\text{A.2})$$

such that $\mathcal{H}^{p,q} = F^p \cap \bar{F}^q$. A *polarized* pure Hodge structure requires additionally the existence of a bilinear form $S(\cdot, \cdot)$ on $V_{\mathbb{C}}$, such that the conditions $S(\mathcal{H}^{p,q}, \mathcal{H}^{r,s}) = 0$ for $p \neq s$, $q \neq r$ and $i^{p-q} S(v, \bar{v}) > 0$ for any non-zero $v \in \mathcal{H}^{p,q}$ are satisfied.

The crucial extra ingredient relevant to define a (limiting) mixed Hodge structure, is the so-called *monodromy weight filtration* W_i . It was defined in (2.38) using the kernels and images of the nilpotent matrix N . The rational vector subspaces $W_j(N) \subset V$ can alternatively be defined by requiring that they form a filtration

$$W_{-1} \equiv 0 \subset W_0 \subset W_1 \subset \dots \subset W_{2w-1} \subset W_{2w} = V , \quad (\text{A.3})$$

with the properties

$$1.) \quad NW_i \subset W_{i-2} \quad (\text{A.4})$$

$$2.) \quad N^j : Gr_{w+j} \rightarrow Gr_{w-j} \text{ is an isomorphism, } Gr_j \equiv W_j / W_{j-1} . \quad (\text{A.5})$$

The quotients Gr_i contain equivalence classes of elements of W_i that differ by elements of W_{i-1} . When $V_{\mathbb{C}}$ also admits a Hodge filtration F^p as in (A.2), we require that N is compatible with this structure and acts on it horizontally, i.e. $NF^p \subset F^{p-1}$.

We are now in the position to define a *mixed Hodge structure* (V, W, F) , induced by the filtrations W_i and F^q on the vector space V . The defining feature of this structure is that each Gr_j defined in (A.5) admits an induced Hodge filtration

$$F^p Gr_j^{\mathbb{C}} \equiv (F^p \cap W_j^{\mathbb{C}}) / (F^p \cap W_{j-1}^{\mathbb{C}}) , \quad (\text{A.6})$$

where $Gr_j^{\mathbb{C}} = Gr_j \otimes \mathbb{C}$ and $W_i^{\mathbb{C}} = W_i \otimes \mathbb{C}$ are the complexification. In other words, in the notation of (A.1) we spilt each Gr_j into a pure Hodge structure $\mathcal{H}^{p,q}$ as

$$Gr_j = \bigoplus_{p+q=j} \mathcal{H}^{p,q} , \quad \mathcal{H}^{p,q} = F^p Gr_j \cap \overline{F^q Gr_j} , \quad (\text{A.7})$$

where we recall that $w = p + q$ is the weight of the corresponding pure Hodge structure. The operator N is a morphism among these pure Hodge structures. Using the action of N on W_i and F^p , we find $N Gr_j \subset Gr_{j-2}$ and $N \mathcal{H}^{p,q} \subset \mathcal{H}^{p-1, q-1}$. Note that this induces a jump in the weight of the pure Hodge structure by -2 , while the mixed Hodge structure is preserved by N .

B Construction of the $\text{Sl}(2)$ -splitting

In this appendix we review the construction of the matrices δ and ζ that are used to construct a special \mathbb{R} -split mixed Hodge structure (V, \hat{F}, W) , first discussed in subsection 2.4, via

$$\hat{F} = e^{\zeta} e^{-i\delta} F . \quad (\text{B.1})$$

The mixed Hodge structure (V, \hat{F}, W) is called the $\text{Sl}(2)$ -splitting of the limiting mixed Hodge structure (V, F, W) . Here we denote by (V, F, W) a vector space V with filtrations F^p and W_i , see appendix A. As in subsection 2.3 the latter is induced by some nilpotent N . Using (2.39) and (2.40) we can determine a Deligne splitting $V_{\mathbb{C}} = \bigoplus I^{p,q}$ from the data (F, W) . On this splitting there is a semisimple operator T , called the grading operator, that acts on the subspace $\bigoplus_{p+q=l} I^{p,q}$ as multiplication by l . Let \bar{T} be the complex conjugate of the grading operator T defined by

$$\bar{T}(v) := \overline{T(\bar{v})} , \quad (\text{B.2})$$

for all $v \in V_{\mathbb{C}}$. Then \bar{T} and T are related by a conjugation by $e^{-2i\delta}$

$$\bar{T} = e^{-2i\delta} T e^{2i\delta} , \quad (\text{B.3})$$

where the real operator δ sends every $I^{p,q}$ to its “lower parts”:

$$\delta(I^{p,q}) \subset \bigoplus_{\substack{r < p \\ s < q}} I^{r,s} , \quad \text{for all } p, q. \quad (\text{B.4})$$

Thus we can solve equation (B.3) with an Ansatz satisfying (B.4) for the operator δ . Furthermore δ commutes with N and preserves the polarisation $\delta^T \eta + \eta \delta = 0$. Such an operator δ is unique. Let

$$\tilde{F} := e^{-i\delta} F , \quad (\text{B.5})$$

and the mixed Hodge structure (V, \tilde{F}, W) is \mathbb{R} -split. For a mathematically precise discussion we refer to Proposition 2.20 of [22].

The second operator ζ further builds another \mathbb{R} -split mixed Hodge structure out of (V, \tilde{F}, W) . Its construction is indirect and we refer to section 3 and Lemma 6.60 of [22] for the full original discussion. Also section 1 of [47] contains a good review of the ζ operator and in its Appendix the authors worked out some explicit expressions that will be used in our computation.

To find ζ , we first compute a ‘Deligne splitting’ of the operator δ : Let $V_{\mathbb{C}} = \bigoplus \tilde{I}^{p,q}$ be the Deligne splitting of the \mathbb{R} -split mixed Hodge structure (V, \tilde{F}, W) , then this Deligne splitting induces a decomposition of δ

$$\delta = \sum_{p,q>0} \delta_{-p,-q}, \quad (\text{B.6})$$

where each component $\delta_{-p,-q}$ precisely does the following:

$$\delta_{-p,-q}(\tilde{I}^{r,s}) \subset \tilde{I}^{r-p,s-q}, \text{ for all } r, s. \quad (\text{B.7})$$

The operator ζ admits the same kind of decomposition

$$\zeta = \sum_{p,q>0} \zeta_{-p,-q}, \quad (\text{B.8})$$

and its relation with δ is given by the equation in Lemma 6.60 of [22]

$$e^{\mathbf{i}\delta} = e^{\zeta} \left(\sum_{k \geq 0} \frac{(-\mathbf{i})^k}{k!} \text{ad}_N^k(\tilde{g}_k) \right), \quad (\text{B.9})$$

where every \tilde{g}_k is an real operator preserving the polarisation η of the real vector space V and $\text{ad}_N(-) = [N, -]$ is the adjoint action. The main outcome of this formula useful for us is that, upon decomposing δ and ζ into their $(-p, -q)$ components and solving for $\zeta_{-p,-q}$, we get a polynomial in $\delta_{-p,-q}$ and the iterated commutators among various components $\delta_{-p,-q}$.

Specialising to weight-3 degenerating variation of Hodge structures, the possible non-vanishing components of $\zeta_{-p,-q}$ are restricted to $1 \leq p, q \leq 3$. Then according to the Appendix of [47], we have the following explicit expressions

$$\begin{aligned} \zeta_{-1,-1} &= 0, \quad \zeta_{-1,-2} = -\frac{\mathbf{i}}{2}\delta_{-1,-2}, \quad \zeta_{-1,-3} = -\frac{3\mathbf{i}}{4}\delta_{-1,-3}, \quad \zeta_{-2,-2} = 0, \\ \zeta_{-2,-3} &= -\frac{3\mathbf{i}}{8}\delta_{-2,-3} - \frac{1}{8}[\delta_{-1,-1}, \delta_{-1,-2}], \quad \zeta_{-3,-3} = -\frac{1}{8}[\delta_{-1,-1}, \delta_{-2,-2}], \end{aligned} \quad (\text{B.10})$$

while the remaining $\zeta_{-q,-p}$ are obtained from $\zeta_{-p,-q}$ by replacing all \mathbf{i} by $-\mathbf{i}$ and $\delta_{-r,-s}$ by $\delta_{-s,-r}$. Summing all $\zeta_{-p,-q}$, we get a formula for ζ that is valid in weight-3 degenerating variation of Hodge structures given by

$$\begin{aligned} \zeta &= \frac{\mathbf{i}}{2}(\delta_{-2,-1} - \delta_{-1,-2}) + \frac{3\mathbf{i}}{4}(\delta_{-3,-1} - \delta_{-1,-3}) + \frac{3\mathbf{i}}{8}(\delta_{-3,-2} - \delta_{-2,-3}) \\ &\quad - \frac{1}{8}[\delta_{-1,-1}, \delta_{-1,-2} + \delta_{-2,-1} + \delta_{-2,-2}]. \end{aligned} \quad (\text{B.11})$$

C General procedure to construct the commuting $\mathfrak{sl}(2)$ s

The construction of commuting $\mathfrak{sl}(2)$ s is part of the multi-variable $\mathrm{Sl}(2)$ -orbit theorem in [22]. We summarise its construction in this section for completeness.

Finding the commuting $\mathfrak{sl}(2)$ -triples associated to the intersection $\Delta_{1,\dots,n_\mathcal{E}}$ amount to $n_\mathcal{E}$ -times iteration. One starts with the limiting mixed Hodge structure $(F_\infty, W^{n_\mathcal{E}})$, where F_∞ is the limiting Hodge filtration extracted by nilpotent orbit theorem, and $W^{n_\mathcal{E}}$ is the monodromy weight filtration associated to the nilpotent cone $\sigma(N_1, \dots, N_{n_\mathcal{E}})$ generated by the monodromies $N_1, \dots, N_{n_\mathcal{E}}$, i.e.,

$$W^{n_\mathcal{E}} = W(N_1 + \dots + N_{n_\mathcal{E}}). \quad (\text{C.1})$$

The limiting mixed Hodge structure $(F_\infty, W^{n_\mathcal{E}})$ will be used as the input of the first iteration of the construction. Let the index $k = n_\mathcal{E}$, which will be counted downwards after each iteration.

For each iteration with index k , we denote the input mixed Hodge structure by (F', W^k) . Then one computes the $\mathrm{Sl}(2)$ -splitting (F_k, W^k) of (F', W^k) . Furthermore, one finds the Deligne splitting of the mixed Hodge structure (F_k, W^k)

$$V_{\mathbb{C}} = \bigoplus_{p,q} I_{(F_k, W^k)}^{p,q}. \quad (\text{C.2})$$

Record the semisimple grading operator $Y_{(k)}$ which acts on each subspace by multiplication

$$Y_{(k)}v = (p + q - 3)v, \text{ for every } v \in I_{(F_k, W^k)}^{p,q}. \quad (\text{C.3})$$

And set the mixed Hodge structure $(e^{iN_k}F_k, W^{k-1})$ as the input of the next iteration, which carries index $k - 1$.

The loop stops once $k = 0$. In the end, we get a bunch of grading operators $Y_{(n_\mathcal{E})}, \dots, Y_{(1)}$ associated with \mathbb{R} -split mixed Hodge structures $(F_{n_\mathcal{E}}, W^{n_\mathcal{E}}), \dots, (F_1, W^1)$. For convenience, set $Y_{(0)} = 0$.

The next step is to find the nilpotent elements N_i^- in each $\mathfrak{sl}(2)$ -triple (N_i^-, N_i^+, Y_i) . Every N_i^- is determined by diagonalising the adjoint action of $Y_{(i-1)}$: Decompose N_i into eigenvectors of the adjoint action of $Y_{(i-1)}$

$$N_i = \sum_{\alpha} N_i^{\alpha}, \quad (\text{C.4})$$

where N_i^{α} satisfies $[Y_{(i-1)}, N_i^{\alpha}] = \alpha N_i^{\alpha}$. Then the nilnegative element is extracted $N_i^- := N_i^0$. Note that one always has $N_1^- = N_1$ since $Y_{(0)} = 0$.

The neutral elements are set to be

$$Y_i = Y_{(i)} - Y_{(i-1)}. \quad (\text{C.5})$$

Since $Y_{(0)} = 0$, we have $Y_0 = Y_{(0)}$.

Finally, we complete the triples by solving the equations defining an $\mathfrak{sl}(2)$ -triple

$$[Y_i, N_i^+] = 2N_i^+, \quad [N_i^+, N_i^-] = Y_i, \quad (\text{C.6})$$

for the nilpositive element N_i^+ , which is required to also preserve the polarisation

$$(N_i^+)^T \eta + \eta N_i^+ = 0. \quad (\text{C.7})$$

We have thus found the commuting $\mathfrak{sl}(2)$ -triples (N_i^-, N_i^+, Y_i) for $i = 1, \dots, n_\mathcal{E}$ according to theorem (4.20) of [22].

D An example: commuting $\mathfrak{sl}(2)$ s in the mirror of $\mathbb{P}^{(1,1,1,6,9)}$ [18]

This section aims to exemplify the structures of section 2 and 4, by analyzing the periods and Hodge structure of an explicit Calabi-Yau threefold geometry. More precisely, we will denote by \tilde{Y}_3 the degree-18 Calabi-Yau hypersurface inside the weighted projective space $\mathbb{P}^{(1,1,1,6,9)}$ and denote by Y_3 its mirror. We show in detail how the associated commuting $\mathfrak{sl}(2)$ -pair for the variation of Hodge structure on Y_3 arises from the study of its complex structure moduli space. We also illustrate several abstract constructions introduced in the previous sections, including the Deligne splitting (2.39) and the associated canonical $\mathrm{Sl}(2)$ -splitting MHS in $\mathrm{Sl}(2)$ -orbit theorem of appendix B. Note that the geometry and the periods of the pair (\tilde{Y}_3, Y_3) have been studied in detail in [21] as one of the first applications of mirror symmetry.

D.1 Introduction to the example

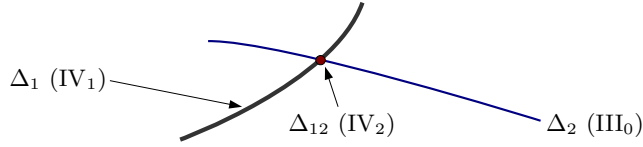


Figure 20: Two singular divisors Δ_1 and Δ_2 intersect at the large complex structure point Δ_{12} , where the corresponding types of degenerations are also labelled. The coloured divisor shows one of the possible ways of approaching the large complex structure point, namely moving along the type-III₀ divisor towards the type-IV₂ intersection. This choice is equivalent to a choice of the ordering of the monodromies as (N_2, N_1) , so that we have the singularity enhancement from Δ_2° to Δ_{12}° .

We focus on 2-moduli degeneration in this section. The geometric setup is that we sit near the large complex structure point, where locally the moduli space contains two copies of punctured disk as shown in figure 20. From the period vector around the large complex structure point, we extract the limiting Hodge filtration $F(\Delta_{12}^\circ)$, whose top component $F^3(\Delta_{12}^\circ)$ is generated by $\mathbf{a}_0^{(2)}$. Then $(F(\Delta_{12}^\circ), W(N_1 + N_2))$ is a limiting mixed Hodge structure. In accordance with appendix C, we denote $F_\infty := F(\Delta_{12}^\circ)$ and $W^2 := W(N_1 + N_2)$ in the following discussion.

D.1.1 The periods of Y_3 around the large complex structure point

In this section we give the periods of Y_3 around the large complex structure point following the method described in section 3.4. The toric and relevant topological data of \tilde{Y}_3 is given in section 4.6 and we remark that the Euler characteristic of \tilde{Y}_3 is $\chi(\tilde{Y}_3) = -540$.

Furthermore, the generators of the Mori cone C_1, C_2 dual to J_1, J_2 are chosen to be

$$C_1 = J_2 \cap J_2, \quad C_2 = D_0 \cap J_2, \quad (\text{D.1})$$

so that the following K-theory basis for branes

$$(\mathcal{O}_{X^\circ}, \mathcal{O}_{J_1}, \mathcal{O}_{J_2}, \mathcal{C}_1, \mathcal{C}_2, \mathcal{O}_p) \quad (\text{D.2})$$

yields the asymptotic period vector around the large complex structure point and the polarisation matrix:

$$\Pi^\Omega(t^1, t^2) = \begin{pmatrix} 1 \\ t^1 \\ t^2 \\ \frac{9}{2}(t^1)^2 + 3t^1t^2 + \frac{1}{2}(t^2)^2 + \frac{9}{2}t^1 + \frac{1}{2}t^2 - \frac{17}{4} + \dots \\ \frac{3}{2}(t^1)^2 + t^1t^2 + \frac{3}{2}t^1 - \frac{3}{2} + \dots \\ \frac{3}{2}(t^1)^3 + \frac{3}{2}(t^1)^2t^2 + \frac{1}{2}t^1(t^2)^2 - \frac{23}{4}t^1 - \frac{3}{2}t^2 - \frac{135i\zeta(3)}{2\pi^3} + \dots \end{pmatrix}, \quad (\text{D.3})$$

$$\eta = \begin{pmatrix} 0 & -10 & -3 & 0 & 0 & -1 \\ 10 & 0 & 1 & 1 & 0 & 0 \\ 3 & -1 & 0 & 0 & 1 & 0 \\ 0 & -1 & 0 & 0 & 0 & 0 \\ 0 & 0 & -1 & 0 & 0 & 0 \\ 1 & 0 & 0 & 0 & 0 & 0 \end{pmatrix}, \quad (\text{D.4})$$

where t^i is the coordinate on the Kähler moduli space of \tilde{Y}_3 , under the mirror map it corresponds to the coordinates z^i on the complex structure moduli space of Y_3 via $t^i = \frac{1}{2\pi i} \log z^i + \dots$. The full period can be acquired by solving the Picard-Fuchs equation on the space Y_3 and matching the leading logarithmic behaviour of the solution with the above asymptotic period. We do not give the full instanton-corrected period vector since it is not relevant to our discussion.

The monodromy operator T_i is then induced by sending $t^i \mapsto t^i - 1$:

$$T_1 = \begin{pmatrix} 1 & 0 & 0 & 0 & 0 & 0 \\ -1 & 1 & 0 & 0 & 0 & 0 \\ 0 & 0 & 1 & 0 & 0 & 0 \\ 0 & -9 & -3 & 1 & 0 & 0 \\ 0 & -3 & -1 & 0 & 1 & 0 \\ 0 & 9 & 2 & -1 & 0 & 1 \end{pmatrix}, \quad T_2 = \begin{pmatrix} 1 & 0 & 0 & 0 & 0 & 0 \\ 0 & 1 & 0 & 0 & 0 & 0 \\ -1 & 0 & 1 & 0 & 0 & 0 \\ 0 & -3 & -1 & 1 & 0 & 0 \\ 0 & -1 & 0 & 0 & 1 & 0 \\ 0 & 2 & 0 & 0 & -1 & 1 \end{pmatrix}, \quad (\text{D.5})$$

and they are already unipotent. Their corresponding logarithms $N_i := \log T_i$ are given by

$$N_1 = \begin{pmatrix} 0 & 0 & 0 & 0 & 0 & 0 \\ -1 & 0 & 0 & 0 & 0 & 0 \\ 0 & 0 & 0 & 0 & 0 & 0 \\ -\frac{9}{2} & -9 & -3 & 0 & 0 & 0 \\ -\frac{3}{2} & -3 & -1 & 0 & 0 & 0 \\ \frac{3}{2} & \frac{9}{2} & \frac{1}{2} & -1 & 0 & 0 \end{pmatrix}, \quad N_2 = \begin{pmatrix} 0 & 0 & 0 & 0 & 0 & 0 \\ 0 & 0 & 0 & 0 & 0 & 0 \\ -1 & 0 & 0 & 0 & 0 & 0 \\ -\frac{1}{2} & -3 & -1 & 0 & 0 & 0 \\ 0 & -1 & 0 & 0 & 0 & 0 \\ 0 & \frac{3}{2} & 0 & 0 & -1 & 0 \end{pmatrix}. \quad (\text{D.6})$$

According to the classification in table 3.1, we especially find that the degeneration types shown in figure 20.

To find the commuting $\mathfrak{sl}(2)$ -triples, we need the full characterisation of the Hodge filtration $0 \subset F^3 \subset F^2 \subset F^1 \subset F^0 = V_{\mathbb{C}}$. According to special geometry, the period generating Hodge

flags lower than F^3 can be obtained by taking various derivatives with respect to t^i . We make the following choice

$$\Pi(t^1, t^2) = \left(\Pi^\Omega, \partial_{t^1} \Pi^\Omega, \partial_{t^2} \Pi^\Omega, \frac{1}{9} \partial_{t^1}^2 \Pi^\Omega, \partial_{t^2}^2 \Pi^\Omega, \frac{1}{9} \partial_{t^1}^3 \Pi^\Omega \right), \quad (\text{D.7})$$

where the coefficient $\frac{1}{9}$ is chosen for convenience. Each entry in $\Pi(t^1, t^2)$ is understood to be a column vector, representing the Hodge basis in terms of the multi-valued integral basis $\{\gamma_i\}$. Further explanation of the period matrix representation can be found in the next subsection.

D.2 The commuting $\mathfrak{sl}(2)$ -pair associated to the degeneration $\text{III}_0 \rightarrow \text{IV}_2$

In this subsection, we compute the commuting $\mathfrak{sl}(2)$ -pair arising from a degeneration from type III_0 to IV_2 , which amounts to an ordering (N_2, N_1) . We also denote $N_{(2)} = N_2 + N_1$.

D.2.1 Initial data: the mixed Hodge structure around the large volume point

Let $(\gamma_5, \gamma_4, \gamma_3, \gamma_2, \gamma_1, \gamma_0)$ be the multi-valued integral basis in terms of which the Hodge basis are represented as the period matrix. Upon looping $z^i \mapsto e^{2\pi i} z^i$ counterclockwise, they experience the monodromy transformation $(\gamma_5, \dots, \gamma_0) \mapsto (\gamma_5, \dots, \gamma_0) T_i$ which is equivalent to sending $t^i \mapsto t^i - 1$ in the period matrix. We first define a set of untwisted basis elements by setting

$$(e_5, e_4, \dots, e_0)_{t^1, t^2} := (\gamma_5, \gamma_4, \dots, \gamma_0)_{t^1, t^2} e^{-t^1 N_1 - t^2 N_2} \quad (\text{D.8})$$

where the subscript t^1, t^2 reminds us that all the base vectors are (t^1, t^2) -dependent. The basis $\{e_i(t^1, t^2)\}$ are invariant under the monodromy transformation. Then the limiting Hodge filtration is extracted by sending $t^1, t^2 \rightarrow \mathbf{i}\infty$:

$$\begin{aligned} \Pi_\infty &= \lim_{\substack{t^1 \rightarrow \mathbf{i}\infty \\ t^2 \rightarrow \mathbf{i}\infty}} e^{t^1 N_1 + t^2 N_2} \Pi(t^1, t^2) \\ &= \begin{pmatrix} & w_3 & w_{21} & w_{22} & w_{11} & w_{12} & w_0 \\ e_5 & 1 & 0 & 0 & 0 & 0 & 0 \\ e_4 & 0 & 1 & 0 & 0 & 0 & 0 \\ e_3 & 0 & 0 & 1 & 0 & 0 & 0 \\ e_2 & -\frac{17}{4} & \frac{9}{2} & \frac{1}{2} & 1 & 1 & 0 \\ e_1 & -\frac{3}{2} & \frac{3}{2} & 0 & \frac{1}{3} & 0 & 0 \\ e_0 & -\frac{135\mathbf{i}\zeta(3)}{2\pi^3} & -\frac{23}{4} & -\frac{3}{2} & 0 & 0 & 1 \end{pmatrix}, \end{aligned} \quad (\text{D.9})$$

where the constant $\{e_i\}$ basis are now understood as the limit of the untwisted basis $\{e_i(t^1, t^2)\}$ as $t^1, t^2 \rightarrow \mathbf{i}\infty$.

For clarity, we explain the meaning of the period matrix: A Hodge filtration $0 \subset F^3 \subset F^2 \subset F^1 \subset F^0 = V_{\mathbb{C}}$ is characterised by a Hodge basis (w_3, \dots, w_0) generating the Hodge flags. In our 2-moduli example whose Hodge numbers of the middle cohomology $H^3(Y_3, \mathbb{C})$ are always $(1, 2, 2, 1)$, we have

$$F^3 = \text{span}_{\mathbb{C}}\{w_3\}, \quad F^2 = \text{span}_{\mathbb{C}}\{w_3, w_{21}, w_{22}\}, \quad (\text{D.10})$$

$$F^1 = \text{span}_{\mathbb{C}}\{w_3, w_{21}, w_{22}, w_{11}, w_{12}\}, \quad F^0 = \text{span}_{\mathbb{C}}\{w_3, w_{21}, w_{22}, w_{11}, w_{12}, w_0\}.$$

Then the period matrix representing a Hodge flag consists of column vectors expressing the Hodge basis $\{w_i\}$ in terms of the single-valued integral basis $\{e_i\}$. For example, in the above period matrix Π_∞ , the basis $w_{22} = e_3 + \frac{1}{2}e_2 - \frac{3}{2}e_0$. In the following, every operator acting on F will be regarded as transforming the $\{w_i\}$ vectors, whose action is computed as right multiplication on the period matrix. While the above usage of nilpotent orbit theorem is regraded as a change of the integral basis so we have the (inverse) action of $e^{-t^1 N_1 - t^2 N_2}$ on the left. For clarity, we have labelled the column and rows in every period matrix representing the Hodge filtration in a limiting mixed Hodge structure.

We also need the monodromy weight filtration $W^2 := W(N_{(2)})$ associated to the cone $\sigma(N_1, N_2)$. It is simply given by

$$\begin{aligned}
W_6^2 &= \text{span}_{\mathbb{R}}\{e_5, e_4, e_3, e_2, e_1, e_0\} \\
&\cup \\
W_5^2 &= W_4^2 = \text{span}_{\mathbb{R}}\{e_4, e_3, e_2, e_1, e_0\} \\
&\cup \\
W_3^2 &= W_2^2 = \text{span}_{\mathbb{R}}\{e_2, e_1, e_0\} \\
&\cup \\
W_1^2 &= W_0^2 = \text{span}_{\mathbb{R}}\{e_0\}
\end{aligned} \tag{D.11}$$

One can check that this filtration indeed satisfies the following conditions:

$$\begin{aligned}
N_{12} : W_i^2 &\rightarrow W_{i-2}^2 \text{ for every } i, \\
N_{12}^k : \text{Gr}_{3+k}^{W^2} &\rightarrow \text{Gr}_{3-k}^{W^2} \text{ is an isomorphism for every } k.
\end{aligned}$$

From now on, it is helpful to forget the geometric origin of this limiting mixed Hodge structure and only regard it as a construction in linear algebra. To clarify: We fix a 6-dimensional real vector space V with a distinguished real basis (e_5, \dots, e_0) and two nilpotent matrices N_1, N_2 expressed in the $\{e_i\}$ -basis. The mixed Hodge structure to work with is then (V, F_∞, W^2) .

D.2.2 First round: finding the $\text{Sl}(2)$ -splitting of (V, F_∞, W^2)

Firstly we need to find the Deligne splitting of (V, F_∞, W^2) . Denote the Deligne splitting by $V_{\mathbb{C}} = \bigoplus I_\infty^{p,q}$ and it can be computed by directly applying the definition (2.39). The result is given in the Hodge diamond in figure 21 and we note that the shape of the Hodge diagram clearly shows that at the large complex structure point Δ_{12} the degeneration type is IV_2 .

We can further check that the splitting satisfies the conjugation property that $I_\infty^{p,q} = \overline{I_\infty^{q,p}}$ for all p, q except

$$I_\infty^{3,3} = \overline{I_\infty^{3,3}} \pmod{I_\infty^{0,0}},$$

hence the mixed Hodge structure (F_∞, W^2) is not \mathbb{R} -split.

The grading operator T and its complex conjugate \overline{T} defined in appendix B expressed in the

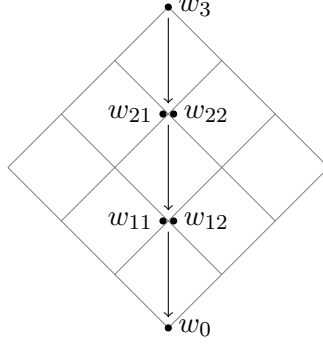


Figure 21: The Hodge diamond of the mixed Hodge structure (V, F_∞, W^2) , in which each dot near the (p, q) -site represents a base vector of the corresponding subspace $I_\infty^{p,q}$. The arrows show the action of $N_{(2)}$.

Hodge basis (w_3, \dots, w_0) can be directly read out from figure 21

$$T = \begin{pmatrix} 6 & 0 & 0 & 0 & 0 & 0 \\ 0 & 4 & 0 & 0 & 0 & 0 \\ 0 & 0 & 4 & 0 & 0 & 0 \\ 0 & 0 & 0 & 2 & 0 & 0 \\ 0 & 0 & 0 & 0 & 2 & 0 \\ 0 & 0 & 0 & 0 & 0 & 0 \end{pmatrix}, \quad \bar{T} = \begin{pmatrix} 6 & 0 & 0 & 0 & 0 & 0 \\ 0 & 4 & 0 & 0 & 0 & 0 \\ 0 & 0 & 4 & 0 & 0 & 0 \\ 0 & 0 & 0 & 2 & 0 & 0 \\ 0 & 0 & 0 & 0 & 2 & 0 \\ \frac{810i\zeta(3)}{\pi^3} & 0 & 0 & 0 & 0 & 0 \end{pmatrix}. \quad (\text{D.12})$$

Then the δ operator written in the $\{w_i\}$ basis is solved to be

$$\delta = \begin{pmatrix} 0 & 0 & 0 & 0 & 0 & 0 \\ 0 & 0 & 0 & 0 & 0 & 0 \\ 0 & 0 & 0 & 0 & 0 & 0 \\ 0 & 0 & 0 & 0 & 0 & 0 \\ 0 & 0 & 0 & 0 & 0 & 0 \\ -\frac{135\zeta(3)}{2\pi^3} & 0 & 0 & 0 & 0 & 0 \end{pmatrix}. \quad (\text{D.13})$$

It is easily seen that the δ operator only has the $\delta_{-3,-3}$ component, hence the ζ operator is simply $\zeta = 0$.

Computing $F_2 = e^{-i\delta}F_\infty$ we have found the $\text{Sl}(2)$ -splitting (F_2, W^2) of (F_∞, W^2) . The filtration F_2 is represented by its period matrix

$$\Pi_2 = \left(\begin{array}{c|c|c|c|c|c|c} & w_3^{(2)} & w_{21}^{(2)} & w_{22}^{(2)} & w_{11}^{(2)} & w_{12}^{(2)} & w_0^{(2)} \\ \hline e_5 & 1 & 0 & 0 & 0 & 0 & 0 \\ e_4 & 0 & 1 & 0 & 0 & 0 & 0 \\ e_3 & 0 & 0 & 1 & 0 & 0 & 0 \\ e_2 & -\frac{17}{4} & \frac{9}{2} & \frac{1}{2} & 1 & 1 & 0 \\ e_1 & -\frac{3}{2} & \frac{3}{2} & 0 & \frac{1}{3} & 0 & 0 \\ e_0 & 0 & -\frac{23}{4} & -\frac{3}{2} & 0 & 0 & 1 \end{array} \right). \quad (\text{D.14})$$

And it is clear that this mixed Hodge structure (F_2, W^2) is \mathbb{R} -split

D.2.3 The second round: finding the $\mathrm{Sl}(2)$ -splitting of (F', W^1)

We now proceed to the second round of the computation. The starting point of this round is the mixed Hodge structure (F', W^1) , where $W^1 = W(N_2)$ is the monodromy weight filtration associated to N_2 , and $F' = e^{iN_1}F_2$. One can check that the weight filtration is now given by

$$\begin{aligned} W_6^1 &= W_5^1 = \mathrm{span}_{\mathbb{R}}\{e_5, e_4, e_3, e_2, e_1, e_0\} \\ &\cup \\ W_4^1 &= W_3^1 = \mathrm{span}_{\mathbb{R}}\{e_3, e_2, e_1, e_0\} \\ &\cup \\ W_2^1 &= W_1^1 = \mathrm{span}_{\mathbb{R}}\{e_2, e_0\} \\ &\cup \\ W_0^1 &= 0 \end{aligned} \tag{D.15}$$

and the period matrix Π' representing F' is

$$\Pi' = \left(\begin{array}{c|ccc|cc|c} & w'_3 & w'_{21} & w'_{22} & w'_{11} & w'_{12} & w'_0 \\ \hline e_5 & 1 & 0 & 0 & 0 & 0 & 0 \\ e_4 & \mathbf{i} & 1 & 0 & 0 & 0 & 0 \\ e_3 & 0 & 0 & 1 & 0 & 0 & 0 \\ e_2 & -\frac{35}{4} + \frac{9\mathbf{i}}{2} & \frac{9}{2} + 9\mathbf{i} & \frac{1}{2} + 3\mathbf{i} & 1 & 1 & 0 \\ e_1 & -3 + \frac{3\mathbf{i}}{2} & \frac{3}{2} + 3\mathbf{i} & \mathbf{i} & \frac{1}{3} & 0 & 0 \\ e_0 & -\frac{29\mathbf{i}}{4} & -\frac{41}{4} & -3 & \mathbf{i} & \mathbf{i} & 1 \end{array} \right). \tag{D.16}$$

Denote the Deligne splitting of (F', W^1) by $V_{\mathbb{C}} = \bigoplus I'^{p,q}$. Using the formula (2.39) we find the Deligne splitting of (V, F', W^1) shown in figure 22.

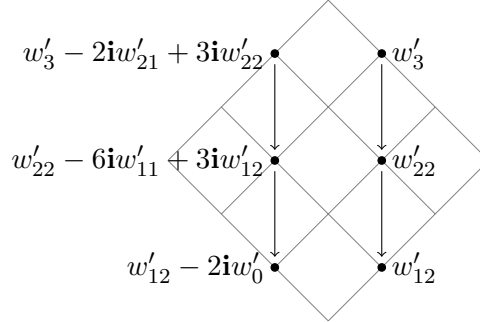


Figure 22: The Hodge diamond of the mixed Hodge structure (V, F', W^1) , in which each dot near the (p, q) -site represents a base vector of the corresponding subspace $I'^{p,q}$. The arrows show the action of N_2 . The diamond is clearly of type III_0 .

We further remark that this splitting satisfies $I'^{p,q} = \overline{I'^{q,p}}$ for all p, q except

$$\begin{aligned} I'^{3,2} &= \overline{I'^{2,3}} \mod I'^{2,1} \oplus I'^{1,0} \oplus I'^{0,1}, \\ I'^{2,1} &= \overline{I'^{1,2}} \mod I'^{1,0}. \end{aligned}$$

The Deligne splitting in figure 22 yields the following grading operator T' and its complex

conjugate \overline{T}' expressed in the Hodge basis (w'_3, \dots, w'_0)

$$T' = \begin{pmatrix} 5 & 0 & 0 & 0 & 0 & 0 \\ 0 & 5 & 0 & 0 & 0 & 0 \\ 0 & -3 & 3 & 0 & 0 & 0 \\ 0 & 0 & 0 & 3 & 0 & 0 \\ 0 & 0 & 0 & -1 & 1 & 0 \\ 0 & 0 & 0 & 0 & 0 & 1 \end{pmatrix}, \quad \overline{T}' = \begin{pmatrix} 5 & 0 & 0 & 0 & 0 & 0 \\ 0 & 5 & 0 & 0 & 0 & 0 \\ -6\mathbf{i} & -3 & 3 & 0 & 0 & 0 \\ 0 & -18\mathbf{i} & 0 & 3 & 0 & 0 \\ 18 & -18\mathbf{i} & -6\mathbf{i} & -1 & 1 & 0 \\ -24\mathbf{i} & -18 & 0 & -2\mathbf{i} & 0 & 1 \end{pmatrix}. \quad (\text{D.17})$$

The operator δ' written in the Hodge basis (w'_3, \dots, w'_0) is solved to be

$$\delta' = \begin{pmatrix} 0 & 0 & 0 & 0 & 0 & 0 \\ 0 & 0 & 0 & 0 & 0 & 0 \\ \frac{3}{2} & 0 & 0 & 0 & 0 & 0 \\ 0 & \frac{9}{2} & 0 & 0 & 0 & 0 \\ \frac{9\mathbf{i}}{4} & \frac{3}{2} & 0 & 0 & 0 & 0 \\ 3 & -\frac{9\mathbf{i}}{4} & 0 & \frac{1}{2} & 0 & 0 \end{pmatrix}. \quad (\text{D.18})$$

This matrix does not seem to be real because we are working in the complex basis $\{w'_i\}$. If we transform it into the (e_5, \dots, e_0) basis using the period matrix Π' then all of its entries are real numbers. Hence δ' is indeed a real operator.

Let $\tilde{F}' = e^{-\mathbf{i}\delta'} F'$, and we have found the first \mathbb{R} -split mixed Hodge structure associated with (F', W^1) . Let $(\tilde{w}'_3, \dots, \tilde{w}'_0) = (w_3, \dots, w_0)e^{-\mathbf{i}\delta'}$ and we have a new set of Hodge basis $\{\tilde{w}'_i\}$. The Deligne splitting of (F', W^1) is the same as in figure 22 with all w'_i replaced by \tilde{w}'_i . Then the decomposition of the operator δ' is found to be

$$\delta' = \delta'_{-1,-1} + \delta'_{-2,-2} + \delta'_{-3,-1} + \delta'_{-1,-3}, \quad (\text{D.19})$$

where $\delta'_{-p,-q}$ maps $\tilde{I}^{r,s}$ to $\tilde{I}^{r-p,s-q}$. The components are given by, in the \tilde{w}'_i basis,

$$\delta'_{-1,-1} = \begin{pmatrix} 0 & 0 & 0 & 0 & 0 & 0 \\ 0 & 0 & 0 & 0 & 0 & 0 \\ \frac{3}{2} & 0 & 0 & 0 & 0 & 0 \\ 0 & \frac{9}{2} & 0 & 0 & 0 & 0 \\ 0 & 0 & \frac{3}{2} & 0 & 0 & 0 \\ 0 & 0 & 0 & \frac{1}{2} & 0 & 0 \end{pmatrix}, \quad \delta'_{-2,-2} = \begin{pmatrix} 0 & 0 & 0 & 0 & 0 & 0 \\ 0 & 0 & 0 & 0 & 0 & 0 \\ 0 & 0 & 0 & 0 & 0 & 0 \\ 0 & 0 & 0 & 0 & 0 & 0 \\ \frac{3\mathbf{i}}{4} & \frac{3}{4} & 0 & 0 & 0 & 0 \\ 0 & -\frac{3\mathbf{i}}{4} & 0 & 0 & 0 & 0 \end{pmatrix}, \quad (\text{D.20})$$

$$\delta'_{-3,-1} = \begin{pmatrix} 0 & 0 & 0 & 0 & 0 & 0 \\ 0 & 0 & 0 & 0 & 0 & 0 \\ 0 & 0 & 0 & 0 & 0 & 0 \\ 0 & 0 & 0 & 0 & 0 & 0 \\ \frac{3\mathbf{i}}{2} & \frac{3}{4} & 0 & 0 & 0 & 0 \\ 3 & -\frac{3\mathbf{i}}{2} & 0 & 0 & 0 & 0 \end{pmatrix}, \quad \delta'_{-1,-3} = \begin{pmatrix} 0 & 0 & 0 & 0 & 0 & 0 \\ 0 & 0 & 0 & 0 & 0 & 0 \\ 0 & 0 & 0 & 0 & 0 & 0 \\ 0 & 0 & 0 & 0 & 0 & 0 \\ 0 & \frac{3}{4} & 0 & 0 & 0 & 0 \\ 0 & 0 & 0 & 0 & 0 & 0 \end{pmatrix}. \quad (\text{D.21})$$

Furthermore, all components are commuting with each other $[\delta'_{-p,-q}, \delta'_{-r,-s}] = 0$.

The operator ζ' given in terms of its decomposition $\zeta' = \sum \zeta'_{-p,-q}$ only has two non-vanishing

components $\zeta'_{-1,-3}$ and $\zeta'_{-3,-1}$, hence, written in the $(\tilde{w}'_3, \dots, \tilde{w}'_0)$ basis

$$\zeta' = \frac{3\mathbf{i}}{4}(\delta'_{-3,-1} - \delta'_{-1,-3}) = \begin{pmatrix} 0 & 0 & 0 & 0 & 0 & 0 \\ 0 & 0 & 0 & 0 & 0 & 0 \\ 0 & 0 & 0 & 0 & 0 & 0 \\ 0 & 0 & 0 & 0 & 0 & 0 \\ -\frac{9}{8} & 0 & 0 & 0 & 0 & 0 \\ \frac{9\mathbf{i}}{4} & \frac{9}{8} & 0 & 0 & 0 & 0 \end{pmatrix}. \quad (\text{D.22})$$

Finally, applying the operator $e^{\zeta'}$ to \tilde{F}' , we arrive at the $\text{Sl}(2)$ -splitting (F_1, W^1) associated to (F', W^1) . The period matrix Π_1 representing the Hodge filtration $F_1 = e^{\zeta'} e^{-\mathbf{i}\delta'} F'$ is

$$\Pi_1 = \left(\begin{array}{c|ccc|cc|c} & w_3^{(1)} & w_{21}^{(1)} & w_{22}^{(1)} & w_{11}^{(1)} & w_{12}^{(1)} & w_0^{(1)} \\ e_5 & 1 & 0 & 0 & 0 & 0 & 0 \\ e_4 & \mathbf{i} & 1 & 0 & 0 & 0 & 0 \\ e_3 & -\frac{3\mathbf{i}}{2} & 0 & 1 & 0 & 0 & 0 \\ e_2 & -\frac{17}{4} + \frac{15\mathbf{i}}{4} & \frac{9}{2} + \frac{9\mathbf{i}}{4} & \frac{1}{2} + \frac{3\mathbf{i}}{2} & 1 & 1 & 0 \\ e_1 & -\frac{3}{2} + \frac{3\mathbf{i}}{2} & \frac{3}{2} + \frac{3\mathbf{i}}{2} & \mathbf{i} & \frac{1}{2} & 0 & 0 \\ e_0 & -\frac{7\mathbf{i}}{2} & -\frac{23}{4} & -\frac{3}{2} & \frac{1}{2} & \mathbf{i} & 1 \end{array} \right) \quad (\text{D.23})$$

D.2.4 Final output: the commuting $\mathfrak{sl}(2)$ -pair

With the two $\text{Sl}(2)$ -splittings (F_i, W^i) we can now compute the commuting $\mathfrak{sl}(2)$ -pair. First we read out the the semisimple grading $Y_{(i)}$ which acts on $I_{(F_i, W^i)}^{p,q}$ as multiplication by $p + q - 3$. Writing now everything in the real basis (e_5, \dots, e_0) for convenience, we have

$$Y_{(1)} = \begin{pmatrix} 2 & 0 & 0 & 0 & 0 & 0 \\ 0 & 2 & 0 & 0 & 0 & 0 \\ 0 & -3 & 0 & 0 & 0 & 0 \\ -\frac{25}{2} & 12 & 1 & -2 & 3 & 0 \\ -3 & 3 & 0 & 0 & 0 & 0 \\ 0 & -\frac{37}{2} & -3 & 0 & 0 & -2 \end{pmatrix}, \quad Y_{(2)} = \begin{pmatrix} 3 & 0 & 0 & 0 & 0 & 0 \\ 0 & 1 & 0 & 0 & 0 & 0 \\ 0 & 0 & 1 & 0 & 0 & 0 \\ -17 & 9 & 1 & -1 & 0 & 0 \\ -6 & 3 & 0 & 0 & -1 & 0 \\ 6 & -23 & -6 & 0 & 0 & -3 \end{pmatrix}, \quad (\text{D.24})$$

so the neutral elements in the $\mathfrak{sl}(2)$ -pair are

$$Y_1 = Y_{(1)}, \quad Y_2 = Y_{(2)} - Y_{(1)} = \begin{pmatrix} 1 & 0 & 0 & 0 & 0 & 0 \\ 0 & -1 & 0 & 0 & 0 & 0 \\ 0 & 3 & 1 & 0 & 0 & 0 \\ -\frac{9}{2} & -3 & 0 & 1 & -3 & 0 \\ -3 & 0 & 0 & 0 & -1 & 0 \\ 0 & -\frac{9}{2} & -3 & 0 & 0 & -1 \end{pmatrix}. \quad (\text{D.25})$$

In addition, $N_1^- = N_2$ is already one of the nilnegative elements. We kindly remind the reader that the particular ordering (N_2, N_1) of the monodromies is adopted so as to study the degeneration $\text{III}_0 \rightarrow \text{IV}_2$.

To find the other nilnegative element N_2^- , we compute the decomposition of N_1 into the eigenvectors of the adjoint representation $[Y_{(1)}, -]$. Denote the decomposition $N_1 = \sum N_1^\alpha$,

where $[Y_{(1)}, N_1^\alpha] = \alpha N_1^\alpha$ is the component corresponding to the eigenvalue α . Bearing in mind that any component N_1^α must also preserve the polarisation $(N_1^\alpha)^T \eta + \eta N_1^\alpha = 0$, we find that

$$N_1 = N_1^{-4} + N_1^{-2} + N_1^0, \quad (\text{D.26})$$

where

$$N_1^{-4} = \begin{pmatrix} 0 & 0 & 0 & 0 & 0 & 0 \\ 0 & 0 & 0 & 0 & 0 & 0 \\ 0 & 0 & 0 & 0 & 0 & 0 \\ 0 & -\frac{9}{4} & 0 & 0 & 0 & 0 \\ 0 & 0 & 0 & 0 & 0 & 0 \\ 0 & 0 & 0 & 0 & 0 & 0 \end{pmatrix}, \quad N_1^{-2} = \begin{pmatrix} 0 & 0 & 0 & 0 & 0 & 0 \\ 0 & 0 & 0 & 0 & 0 & 0 \\ -\frac{3}{2} & 0 & 0 & 0 & 0 & 0 \\ -\frac{9}{4} & -\frac{9}{2} & -\frac{3}{2} & 0 & 0 & 0 \\ 0 & -\frac{3}{2} & 0 & 0 & 0 & 0 \\ 0 & \frac{9}{4} & 0 & 0 & -\frac{3}{2} & 0 \end{pmatrix}, \quad (\text{D.27})$$

and the N_1^0 is what we need for the nilnegatives

$$N_1^- = N_2, \quad N_2^- = N_1^0 = \begin{pmatrix} 0 & 0 & 0 & 0 & 0 & 0 \\ -1 & 0 & 0 & 0 & 0 & 0 \\ \frac{3}{2} & 0 & 0 & 0 & 0 & 0 \\ -\frac{15}{4} & -\frac{9}{4} & -\frac{3}{2} & 0 & 0 & 0 \\ -\frac{3}{2} & -\frac{3}{2} & -1 & 0 & 0 & 0 \\ \frac{3}{2} & \frac{9}{4} & \frac{1}{2} & -1 & \frac{3}{2} & 0 \end{pmatrix}. \quad (\text{D.28})$$

The last step is to find the nilpositive element N_i^+ . Solving the equations

$$[Y_i, N_i^+] = 2N_i^+, \quad [N_i^+, N_i^-] = Y_i, \quad (N_i^+)^T \eta + \eta N_i^+ = 0,$$

simply yields the following unique pair of matrices

$$N_1^+ = \begin{pmatrix} 0 & -3 & -2 & 0 & 0 & 0 \\ -3 & 3 & 0 & 0 & -2 & 0 \\ \frac{1}{2} & 0 & 1 & -2 & 6 & 0 \\ -\frac{53}{4} & 9 & \frac{9}{2} & -1 & -6 & -3 \\ -\frac{9}{2} & -\frac{5}{2} & 0 & 0 & -3 & -2 \\ \frac{33}{2} & -\frac{69}{4} & -\frac{3}{2} & 3 & \frac{5}{2} & 0 \end{pmatrix}, \quad N_2^+ = \begin{pmatrix} 0 & -1 & 0 & 0 & 0 & 0 \\ 0 & 0 & 0 & 0 & 0 & 0 \\ -\frac{3}{2} & \frac{3}{2} & 0 & 0 & -1 & 0 \\ -\frac{3}{4} & -\frac{3}{4} & -\frac{3}{2} & 0 & -\frac{1}{2} & -1 \\ 0 & \frac{3}{2} & 0 & 0 & 0 & 0 \\ \frac{9}{4} & -\frac{9}{4} & 0 & 0 & \frac{3}{2} & 0 \end{pmatrix}. \quad (\text{D.29})$$

One can finally check that the (N_i^-, N_i^+, Y_i) with matrices in the (e_5, \dots, e_0) basis given by (D.28), (D.29), (D.25) are indeed two sets of $\mathfrak{sl}(2)$ -Lie algebra elements and the two sets of operators commute with each other. This completes our computation of the commuting $\mathfrak{sl}(2)$ -pair arising from the $\text{III}_0 \rightarrow \text{IV}_2$ degeneration in the complex structure moduli space of the Calabi-Yau threefold Y_3 .

D.3 The commuting $\mathfrak{sl}(2)$ -pair associated to the degeneration $\text{IV}_1 \rightarrow \text{IV}_2$

The other singularity locus Δ_1 in the moduli space of Y_3 has the type IV_1 . In this subsection we also work out the commuting $\mathfrak{sl}(2)$ -pair as we move along Δ_1 towards the large complex structure point of type IV_2 . This amounts to switch the ordering of the monodromy cone to (N_1, N_2) . The computation is essentially the same as the $\text{III}_0 \rightarrow \text{IV}_2$ degeneration, so we only list the results here without explanation.

D.3.1 The two $\text{Sl}(2)$ -splittings

The starting point (F_∞, W^2) is the same as the starting point of $\text{III}_0 \rightarrow \text{IV}_2$, hence also its $\text{Sl}(2)$ -splitting is the same (F_2, W^2) with the period matrix (D.14). Now, we consider the limiting mixed Hodge structure (F', W^1) where $F' = e^{iN_2} F_2$ and $W^1 = W(N_1)$. The period matrix of F' is now given by

$$\Pi' = \begin{pmatrix} & w'_3 & w'_{21} & w'_{22} & w'_{11} & w'_{12} & w'_0 \\ e_5 & 1 & 0 & 0 & 0 & 0 & 0 \\ e_4 & 0 & 1 & 0 & 0 & 0 & 0 \\ e_3 & \mathbf{i} & 0 & 1 & 0 & 0 & 0 \\ e_2 & -\frac{19}{4} + \frac{\mathbf{i}}{2} & \frac{9}{2} + 3\mathbf{i} & \frac{1}{2} + \mathbf{i} & 1 & 1 & 0 \\ e_1 & -\frac{3}{2} & \frac{3}{2} + \mathbf{i} & 0 & \frac{1}{3} & 0 & 0 \\ e_0 & -\frac{3\mathbf{i}}{2} & -\frac{25}{4} & -\frac{3}{2} & \frac{1}{3} & 0 & 1 \end{pmatrix}, \quad (\text{D.30})$$

and the monodromy weight filtration W^1 has now the form

$$\begin{aligned} W_6^1 &= \text{span}_{\mathbb{R}}\{e_5, e_4, e_3, e_2, e_1, e_0\} \\ &\cup \\ W_5^1 &= W_4^1 = \text{span}_{\mathbb{R}}\{e_4, e_3, e_2, e_1, e_0\} \\ &\cup \\ W_3^1 &= \text{span}_{\mathbb{R}}\{-e_4 + 3e_3, e_2, e_1, e_0\} \\ &\cup \\ W_2^1 &= \text{span}_{\mathbb{R}}\{3e_2 + e_1, e_0\} \\ &\cup \\ W_1^1 &= W_0^1 = \text{span}_{\mathbb{R}}\{e_0\} \end{aligned} \quad (\text{D.31})$$

So the Deligne splitting $V_{\mathbb{C}} = \bigoplus I^{p,q}$ is found to be in the figure 23.

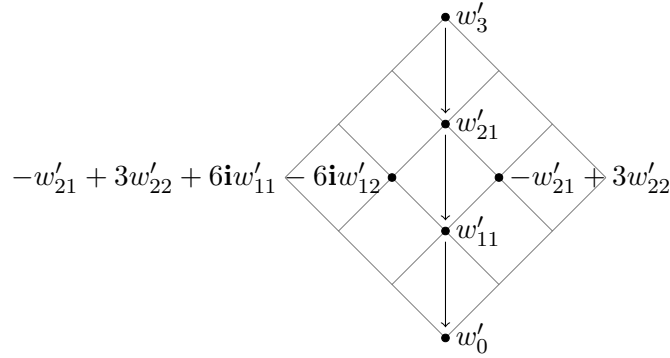


Figure 23: The Hodge diamond of the mixed Hodge structure (V, F', W^1) , in which each dot near the (p, q) -site represents a base vector of the corresponding subspace $I^{p,q}$. The arrows show the action of N_1 . The diamond is clearly of type IV_1 .

This structure is again far from \mathbb{R} -split, and we can check that $I^{p,q} = \overline{I^{q,p}}$ for all p, q except

$$\begin{aligned} I'^{3,3} &= \overline{I'^{3,3}} \mod I'^{2,2} \oplus I'^{1,2} \oplus I'^{2,1} \oplus I'^{1,1}, \\ I'^{2,2} &= \overline{I'^{2,2}} \mod I'^{1,1} \oplus I'^{0,0}, \\ I'^{2,1} &= \overline{I'^{1,2}} \mod I'^{0,0}, \\ I'^{1,1} &= \overline{I'^{1,1}} \mod I'^{0,0}. \end{aligned} \quad (\text{D.32})$$

Reading out the grading and solving for δ' , we find, in the (w'_3, \dots, w'_0) basis

$$\delta' = \begin{pmatrix} 0 & 0 & 0 & 0 & 0 & 0 \\ 0 & 0 & 0 & 0 & 0 & 0 \\ 1 & 0 & 0 & 0 & 0 & 0 \\ \mathbf{i} & 3 & 1 & 0 & 0 & 0 \\ -\mathbf{i} & 0 & 0 & 0 & 0 & 0 \\ \frac{2}{9} & 0 & -\frac{\mathbf{i}}{3} & \frac{1}{3} & 0 & 0 \end{pmatrix}, \quad (\text{D.33})$$

which consists of real elements once we transform back to the $\{e_i\}$ basis.

The operator δ' now admits the following Deligne splitting

$$\delta' = \delta'_{-3,-3} + \delta'_{-2,-1} + \delta'_{-1,-1} + \delta'_{-1,-2}, \quad (\text{D.34})$$

where various components are given by

$$\begin{aligned} \delta'_{-3,-3} &= \begin{pmatrix} 0 & 0 & 0 & 0 & 0 & 0 \\ 0 & 0 & 0 & 0 & 0 & 0 \\ 0 & 0 & 0 & 0 & 0 & 0 \\ 0 & 0 & 0 & 0 & 0 & 0 \\ 0 & 0 & 0 & 0 & 0 & 0 \\ \frac{2}{9} & 0 & 0 & 0 & 0 & 0 \end{pmatrix}, & \delta'_{-2,-1} &= \begin{pmatrix} 0 & 0 & 0 & 0 & 0 & 0 \\ -\frac{1}{6} & 0 & 0 & 0 & 0 & 0 \\ \frac{1}{2} & 0 & 0 & 0 & 0 & 0 \\ \mathbf{i} & 0 & 0 & 0 & 0 & 0 \\ -\mathbf{i} & 0 & 0 & 0 & 0 & 0 \\ 0 & 0 & -\frac{\mathbf{i}}{3} & 0 & -\frac{1}{6} & 0 \end{pmatrix}, \\ \delta'_{-1,-1} &= \begin{pmatrix} 0 & 0 & 0 & 0 & 0 & 0 \\ \frac{1}{3} & 0 & 0 & 0 & 0 & 0 \\ 0 & 0 & 0 & 0 & 0 & 0 \\ 0 & 3 & 1 & 0 & 0 & 0 \\ 0 & 0 & 0 & 0 & 0 & 0 \\ 0 & 0 & 0 & \frac{1}{3} & \frac{1}{3} & 0 \end{pmatrix}, & \delta'_{-1,-2} &= \begin{pmatrix} 0 & 0 & 0 & 0 & 0 & 0 \\ -\frac{1}{6} & 0 & 0 & 0 & 0 & 0 \\ \frac{1}{2} & 0 & 0 & 0 & 0 & 0 \\ 0 & 0 & 0 & 0 & 0 & 0 \\ 0 & 0 & 0 & 0 & 0 & 0 \\ 0 & 0 & 0 & 0 & -\frac{1}{6} & 0 \end{pmatrix}, \end{aligned} \quad (\text{D.35})$$

with the only non-vanishing commutator

$$[\delta'_{-2,-1}, \delta'_{-1,-2}] = -\frac{3\mathbf{i}}{2} \delta'_{-3,-3}. \quad (\text{D.36})$$

Then the only non-vanishing components of ζ' are $\zeta'_{-1,-2}$ and $\zeta'_{-2,-1}$, hence they sum to the ζ' operator

$$\zeta' = \frac{\mathbf{i}}{2}(\delta'_{-2,-1} - \delta'_{-1,-2}) = \begin{pmatrix} 0 & 0 & 0 & 0 & 0 & 0 \\ 0 & 0 & 0 & 0 & 0 & 0 \\ 0 & 0 & 0 & 0 & 0 & 0 \\ -\frac{1}{2} & 0 & 0 & 0 & 0 & 0 \\ \frac{1}{2} & 0 & 0 & 0 & 0 & 0 \\ 0 & 0 & \frac{1}{6} & 0 & 0 & 0 \end{pmatrix}, \quad (\text{D.37})$$

where the matrix is written in the $\{w'\}$ basis.

The Hodge filtration $F_1 = e^{\zeta'} e^{-i\delta'} F_2$ is given by its period matrix Π_1

$$\Pi_1 = \left(\begin{array}{c|ccc|cc} & w_3^{(1)} & w_{21}^{(1)} & w_{22}^{(1)} & w_{11}^{(1)} & w_{12}^{(1)} & w_0^{(1)} \\ \hline e'_5 & 1 & 0 & 0 & 0 & 0 & 0 \\ e'_4 & 0 & 1 & 0 & 0 & 0 & 0 \\ e'_3 & 0 & 0 & 1 & 0 & 0 & 0 \\ e'_2 & -\frac{17}{4} & \frac{9}{2} & \frac{1}{2} & 1 & 1 & 0 \\ e'_1 & -\frac{3}{2} & \frac{3}{2} & -\frac{i}{3} & \frac{1}{3} & 0 & 0 \\ e'_0 & 0 & -\frac{23}{4} & -\frac{3}{2} & 0 & 0 & 1 \end{array} \right), \quad (\text{D.38})$$

thus we have arrived at the $\text{Sl}(2)$ -splitting (F_1, W^1) of (F', W^1) .

D.3.2 The commuting $\mathfrak{sl}(2)$ -pair

For convenience we express everything in the (e_5, \dots, e_0) basis in this subsection. We read out the grading elements

$$Y_{(1)} = \begin{pmatrix} 3 & 0 & 0 & 0 & 0 & 0 \\ 0 & 1 & \frac{1}{3} & 0 & 0 & 0 \\ 0 & 0 & 0 & 0 & 0 & 0 \\ -17 & 9 & 2 & -1 & 0 & 0 \\ -\frac{71}{12} & 3 & \frac{2}{3} & -\frac{1}{3} & 0 & 0 \\ 0 & -23 & -\frac{77}{12} & 0 & 0 & -3 \end{pmatrix}, \quad Y_{(2)} = \begin{pmatrix} 3 & 0 & 0 & 0 & 0 & 0 \\ 0 & 1 & 0 & 0 & 0 & 0 \\ 0 & 0 & 1 & 0 & 0 & 0 \\ -17 & 9 & 1 & -1 & 0 & 0 \\ -6 & 3 & 0 & 0 & -1 & 0 \\ 0 & -23 & -6 & 0 & 0 & -3 \end{pmatrix}, \quad (\text{D.39})$$

so that the neutral elements are given by

$$Y_1 = Y_{(1)}, \quad Y_2 = Y_{(2)} - Y_{(1)} = \begin{pmatrix} 0 & 0 & 0 & 0 & 0 & 0 \\ 0 & 0 & -\frac{1}{3} & 0 & 0 & 0 \\ 0 & 0 & 1 & 0 & 0 & 0 \\ 0 & 0 & -1 & 0 & 0 & 0 \\ -\frac{1}{12} & 0 & -\frac{2}{3} & \frac{1}{3} & -1 & 0 \\ 0 & 0 & \frac{5}{12} & 0 & 0 & 0 \end{pmatrix}. \quad (\text{D.40})$$

Decompose $N_2 = \sum N_2^\alpha$ into the eigen-components of the action $[Y_{(1)}, -]$ and we have

$$N_2 = N_2^{-3} + N_2^{-2} + N_2^0, \quad (\text{D.41})$$

where

$$N_2^{-3} = \begin{pmatrix} 0 & 0 & 0 & 0 & 0 & 0 \\ \frac{1}{3} & 0 & 0 & 0 & 0 & 0 \\ -1 & 0 & 0 & 0 & 0 & 0 \\ 1 & 0 & 0 & 0 & 0 & 0 \\ \frac{1}{2} & 0 & 0 & 0 & 0 & 0 \\ -\frac{1}{2} & 0 & -\frac{1}{6} & \frac{1}{3} & -1 & 0 \end{pmatrix}, \quad N_2^{-2} = \begin{pmatrix} 0 & 0 & 0 & 0 & 0 & 0 \\ -\frac{1}{3} & 0 & 0 & 0 & 0 & 0 \\ 0 & 0 & 0 & 0 & 0 & 0 \\ -\frac{3}{2} & -3 & -1 & 0 & 0 & 0 \\ -\frac{1}{2} & -1 & -\frac{1}{3} & 0 & 0 & 0 \\ \frac{1}{2} & \frac{3}{2} & \frac{1}{6} & -\frac{1}{3} & 0 & 0 \end{pmatrix}, \quad (\text{D.42})$$

and the remaining N_2^0 together with N_1 constitute the nilnegative elements

$$N_1^- = N_1, \quad N_2^- = N_2^0 = \begin{pmatrix} 0 & 0 & 0 & 0 & 0 & 0 \\ 0 & 0 & 0 & 0 & 0 & 0 \\ 0 & 0 & 0 & 0 & 0 & 0 \\ 0 & 0 & 0 & 0 & 0 & 0 \\ 0 & 0 & \frac{1}{3} & 0 & 0 & 0 \\ 0 & 0 & 0 & 0 & 0 & 0 \end{pmatrix}. \quad (\text{D.43})$$

Finally we can complete the (N_i^-, Y_i) into the complete $\mathfrak{sl}(2)$ -triples (N_i^-, N_i^+, Y_i) with nilpositive elements

$$N_1^+ = \begin{pmatrix} 0 & -3 & -1 & 0 & 0 & 0 \\ -\frac{17}{9} & 2 & \frac{2}{9} & -\frac{4}{9} & 0 & 0 \\ 0 & 0 & 0 & 0 & 0 & 0 \\ -\frac{17}{2} & \frac{9}{2} & \frac{3}{4} & -2 & 0 & -3 \\ -\frac{17}{6} & \frac{7}{4} & \frac{1}{3} & -\frac{2}{3} & 0 & -1 \\ \frac{391}{36} & -\frac{23}{2} & -\frac{23}{18} & \frac{23}{9} & 0 & 0 \end{pmatrix}, \quad N_2^+ = \begin{pmatrix} 0 & 0 & 0 & 0 & 0 & 0 \\ -\frac{1}{12} & 0 & -\frac{1}{6} & \frac{1}{3} & -1 & 0 \\ \frac{1}{4} & 0 & \frac{1}{2} & -1 & 3 & 0 \\ -\frac{1}{4} & 0 & -\frac{1}{2} & 1 & -3 & 0 \\ -\frac{1}{8} & 0 & -\frac{1}{4} & \frac{1}{2} & -\frac{3}{2} & 0 \\ \frac{5}{48} & 0 & \frac{5}{24} & -\frac{5}{12} & \frac{5}{4} & 0 \end{pmatrix}. \quad (\text{D.44})$$

This completes our computation of the commuting $\mathfrak{sl}(2)$ -pair for the degeneration from IV_1 to IV_2 .

E Deriving the polarised relations

In this section we summarise the definition of polarised relation proposed in [23] and exemplify the derivation of the relation $\text{III}_c \rightarrow \text{IV}_{\hat{d}}$ in table 3.3.

For the ease of notation, we follow [23] to consider an entire Hodge-Deligne diamond at once. Given a Hodge-Deligne diamond consisting of Hodge-Deligne numbers $\{i^{p,q}\}$, we can define an integer-valued function $\diamond(p, q) := i^{p,q}$ on the lattice $\mathbb{Z} \times \mathbb{Z}$. On the other hand, we define a Hodge-Deligne diamond of a variation of weight- w Hodge structure polarised by N with Hodge numbers $(h^{w,0}, h^{w-1,1}, \dots, h^{0,w})$ to be any integer-valued function $\diamond(p, q)$ on the lattice $\mathbb{Z} \times \mathbb{Z}$ such that

$$\sum_{q=0}^w \diamond(p, q) = h^{p,w-p}, \quad \text{for all } p, \quad (\text{E.1})$$

and satisfying the usual symmetry properties

$$\diamond(p, q) = \diamond(q, p) = \diamond(w - q, w - p), \quad \text{for all } p, q, \quad (\text{E.2})$$

$$\diamond(p - 1, q - 1) \leq \diamond(p, q), \quad \text{for } p + q \leq w. \quad (\text{E.3})$$

In this fashion the sum $\diamond = \diamond_1 + \diamond_2$ of two Hodge-Deligne diamonds \diamond_1 and \diamond_2 is naturally defined pointwise

$$\diamond(p, q) := \diamond_1(p, q) + \diamond_2(p, q). \quad (\text{E.4})$$

And also the shifted Hodge-Deligne diamond $\diamond[a]$ of \diamond is defined to be

$$\diamond[a](p, q) = \diamond(p + a, q + q). \quad (\text{E.5})$$

Now it comes to the enhancement relation [23]. Let (F_1, N_1) and (F_2, N_2) be two nilpotent orbits with limiting mixed Hodge structures $(F_1, W(N_1))$ and $(F_2, W(N_2))$. Denote $\diamond(F_1, N_1)$ and $\diamond(F_2, N_2)$ respectively their Hodge-Deligne diamonds. Considering a possible degeneration relation $(F_1, N_1) \rightarrow (F_2, N_2)$ there is the following equivalent condition:

Every primitive subspace $P^k(N_1)$ ($3 \leq k \leq 6$) of $(F_1, W(N_1))$ carries a weight- k Hodge structure $P^k(N_1) = \bigoplus_{p+q=k} P^{p,q}(N_1)$. Denote its Hodge numbers by $j_1^{p,q} := \dim_{\mathbb{C}} P^{p,q}(N_1)$. Let $\diamond(F'_k, N'_k)$ be a Hodge-Deligne diamond of the variation of weight- k Hodge structure polarised by $S(\cdot, N_1^k \cdot)$ on $P^k(N_1)$ with Hodge numbers $(j^{k,0}, j^{k-1,1}, \dots, j^{0,k})$ where S is the polarisation bilinear form (2.4). If one can decompose $\diamond(F_2, N_2)$ as

$$\diamond(F_2, N_2) = \sum_{\substack{3 \leq k \leq 6 \\ 0 \leq a \leq k-3}} \diamond(F'_k, N'_k)[a], \quad (\text{E.6})$$

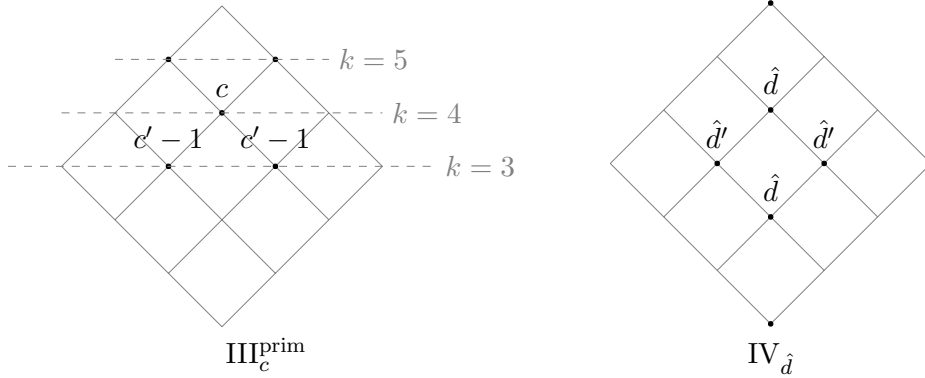
where $\diamond(F'_k, N'_k)[a]$ is the shifted Hodge-Deligne diamond defined above, then the degeneration relation

$$(F_1, N_1) \rightarrow (F_2, N_2) \quad (\text{E.7})$$

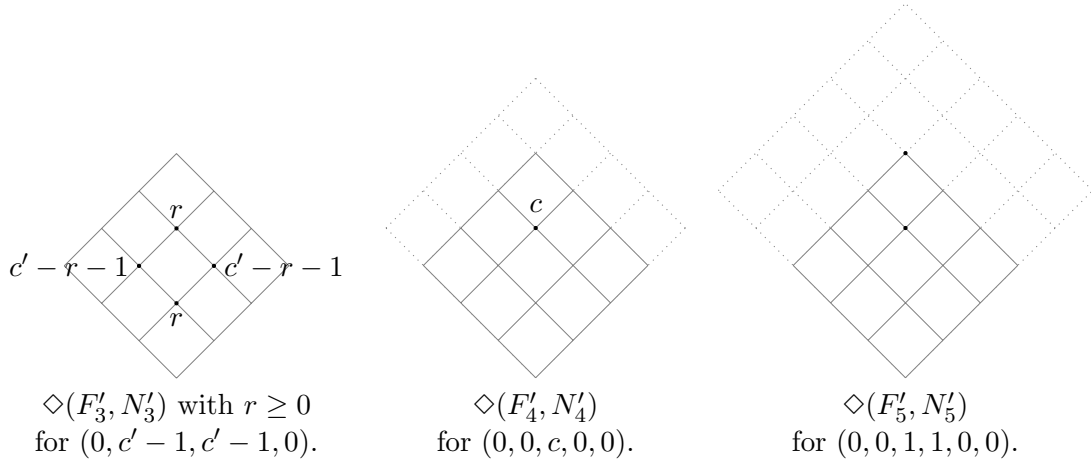
holds. The converse is also true.

We refer the reader to [23] for details.

We exemplify the above condition on the relation $\text{III}_c \rightarrow \text{IV}_{\hat{d}}$. Firstly we list the primitive Hodge-Deligne sub-diamond of III_c containing only primitive Hodge-Deligne numbers $j_1^{p,q}$ and the Hodge-Deligne diamond of $\text{IV}_{\hat{d}}$:



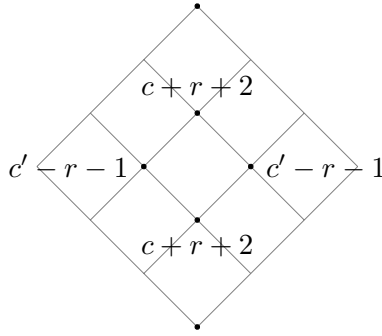
For the relation $\text{III}_c \rightarrow \text{IV}_{\hat{d}}$ to hold, we need to find three Hodge-Deligne diamonds with Hodge numbers $(0, c' - 1, c' - 1, 0)$, $(0, 0, c, 0, 0)$ and $(0, 0, 1, 1, 0, 0)$ that sums (with proper shifts) to $\text{IV}_{\hat{d}}$. The following are three such Hodge-Deligne diamonds



Then we consider the sum

$$\diamond(F'_3, N'_3) + \diamond(F'_4, N'_4) + \diamond(F'_4, N'_4)[1] + \diamond(F'_5, N'_5) + \diamond(F'_5, N'_5)[1] + \diamond(F'_5, N'_5)[2] \quad (\text{E.8})$$

which can be depicted as



and we expect that this diamond agrees with the Hodge-Deligne diamond of $\text{IV}_{\hat{d}}$. This is possible if the condition

$$\hat{d} = c + r + 2, \quad (\text{E.9})$$

together with the usual $r \geq 0$, $0 \leq c \leq h^{2,1} - 2$ and $1 \leq \hat{d} \leq h^{2,1}$ are satisfied. Hence we have derived the condition $c + 2 \leq \hat{d}$ for the relation $\text{III}_c \rightarrow \text{IV}_{\hat{d}}$ in table 3.3.

References

- [1] H. Ooguri and C. Vafa, *On the Geometry of the String Landscape and the Swampland*, *Nucl. Phys.* **B766** (2007) 21–33, [[hep-th/0605264](#)].
- [2] S. Cecotti, *Supersymmetric Field Theories*. Cambridge University Press, 2015.
- [3] F. Baume and E. Palti, *Backreacted Axion Field Ranges in String Theory*, *JHEP* **08** (2016) 043, [[arXiv:1602.06517](#)].
- [4] D. Klaewer and E. Palti, *Super-Planckian Spatial Field Variations and Quantum Gravity*, [arXiv:1610.00010](#).

- [5] E. Palti, *On Natural Inflation and Moduli Stabilisation in String Theory*, *JHEP* **10** (2015) 188, [[arXiv:1508.00009](#)].
- [6] I. Valenzuela, *Backreaction Issues in Axion Monodromy and Minkowski 4-forms*, *JHEP* **06** (2017) 098, [[arXiv:1611.00394](#)].
- [7] R. Blumenhagen, I. Valenzuela, and F. Wolf, *The Swampland Conjecture and F-term Axion Monodromy Inflation*, *JHEP* **07** (2017) 145, [[arXiv:1703.05776](#)].
- [8] E. Palti, *The Weak Gravity Conjecture and Scalar Fields*, *JHEP* **08** (2017) 034, [[arXiv:1705.04328](#)].
- [9] D. Lust and E. Palti, *Scalar Fields, Hierarchical UV/IR Mixing and The Weak Gravity Conjecture*, *JHEP* **02** (2018) 040, [[arXiv:1709.01790](#)].
- [10] A. Hebecker, P. Henkenjohann, and L. T. Witkowski, *Flat Monodromies and a Moduli Space Size Conjecture*, *JHEP* **12** (2017) 033, [[arXiv:1708.06761](#)].
- [11] M. Cicoli, D. Ciupke, C. Mayrhofer, and P. Shukla, *A Geometrical Upper Bound on the Inflaton Range*, [arXiv:1801.05434](#).
- [12] T. W. Grimm, E. Palti, and I. Valenzuela, *Infinite Distances in Field Space and Massless Towers of States*, *JHEP* **08** (2018) 143, [[arXiv:1802.08264](#)].
- [13] B. Heidenreich, M. Reece, and T. Rudelius, *Emergence of Weak Coupling at Large Distance in Quantum Gravity*, *Phys. Rev. Lett.* **121** (2018), no. 5 051601, [[arXiv:1802.08698](#)].
- [14] R. Blumenhagen, D. Klwer, L. Schlechter, and F. Wolf, *The Refined Swampland Distance Conjecture in Calabi-Yau Moduli Spaces*, *JHEP* **06** (2018) 052, [[arXiv:1803.04989](#)].
- [15] A. Landete and G. Shiu, *Mass Hierarchies and Dynamical Field Range*, *Phys. Rev.* **D98** (2018), no. 6 066012, [[arXiv:1806.01874](#)].
- [16] S.-J. Lee, W. Lerche, and T. Weigand, *Tensionless Strings and the Weak Gravity Conjecture*, [arXiv:1808.05958](#).
- [17] S.-J. Lee, W. Lerche, and T. Weigand, *A Stringy Test of the Scalar Weak Gravity Conjecture*, [arXiv:1810.05169](#).
- [18] R. Blumenhagen, *Large Field Inflation/Quintessence and the Refined Swampland Distance Conjecture*, *PoS CORFU2017* (2018) 175, [[arXiv:1804.10504](#)].
- [19] H. Ooguri, E. Palti, G. Shiu, and C. Vafa, *Distance and de Sitter Conjectures on the Swampland*, [arXiv:1810.05506](#).
- [20] P. Candelas, X. De La Ossa, A. Font, S. H. Katz, and D. R. Morrison, *Mirror Symmetry for Two Parameter Models. 1*, *Nucl. Phys.* **B416** (1994) 481–538, [[hep-th/9308083](#)]. [[AMS/IP Stud. Adv. Math.1,483\(1996\)](#)].
- [21] P. Candelas, A. Font, S. H. Katz, and D. R. Morrison, *Mirror Symmetry for Two Parameter Models. 2*, *Nucl. Phys.* **B429** (1994) 626–674, [[hep-th/9403187](#)].

- [22] E. Cattani, A. Kaplan, and W. Schmid, *Degeneration of Hodge Structures*, *Ann. of Math.* **123** (1986), no. 3 457–535.
- [23] M. Kerr, G. Pearlstein, and C. Robles, *Polarized Relations on Horizontal $SL(2)$ s*, [arXiv:1705.03117](#).
- [24] L. Andrianopoli, M. Bertolini, A. Ceresole, R. D’Auria, S. Ferrara, P. Fre, and T. Magri, *$N = 2$ Supergravity and $N = 2$ Super Yang-Mills Theory on General Scalar Manifolds: Symplectic Covariance, Gaugings and the Momentum Map*, *J. Geom. Phys.* **23** (1997) 111–189, [[hep-th/9605032](#)].
- [25] B. Craps, F. Roose, W. Troost, and A. Van Proeyen, *What is Special Kähler Geometry?*, *Nucl. Phys.* **B503** (1997) 565–613, [[hep-th/9703082](#)].
- [26] M. Alim, *Lectures on Mirror Symmetry and Topological String Theory*, [arXiv:1207.0496](#).
- [27] E. Viehweg, *Quasi-projective Moduli for Polarized Manifolds*. *Ergebnisse der Mathematik und ihrer Grenzgebiete. 3. Folge / A Series of Modern Surveys in Mathematics*. Springer Berlin Heidelberg, 1995.
- [28] H. Hironaka, *Resolution of Singularities of an Algebraic Variety Over a Field of Characteristic Zero: I*, *Ann. of Math.* **79** (1964), no. 1 109–203.
- [29] A. Landman, *On the Picard-Lefschetz Transformation for Algebraic Manifolds Acquiring General Singularities*, *Trans. Amer. Math. Soc.* **181** (1973) 89–126.
- [30] W. Schmid, *Variation of Hodge Structure: The Singularities of the Period Mapping*, *Invent. Math.* **22** (1973) 211–320.
- [31] E. Cattani and A. Kaplan, *Polarized Mixed Hodge Structures and the Local Monodromy of a Variation of Hodge Structure*, *Invent. Math.* **67** (1982) 101–116.
- [32] M. Kashiwara, *The Asymptotic Behavior of a Variation of Polarized Hodge Structure*, *Publ. RIMS, Kyoto Univ.* **21** (1985), no. 4 853–875.
- [33] D. Ž. Djoković, *Closures of Conjugacy Classes in Classical Real Linear Lie Groups. II*, *Trans. Amer. Math. Soc.* **270** (1982), no. 1 217–252.
- [34] D. H. Collingwood and W. M. McGovern, *Nilpotent Orbits in Semisimple Lie Algebras*. Van Nostrand Reinhold, 1993.
- [35] C.-L. Wang, *On the Incompleteness of the Weil-Petersson Metric along Degenerations of Calabi-Yau Manifolds*, *Math. Res. Lett.* **4** (1997), no. 1 157–171.
- [36] C.-L. Wang, *Aspects on Calabi-Yau Moduli*, in *Proceeding of Uniformizations, Riemann–Hilbert correspondence, Calabi–Yau manifolds, and Picard–Fuchs equations*, Mittag-Leffler Institute, 2015.
- [37] D. R. Morrison, *Compactifications of Moduli Spaces Inspired by Mirror Symmetry*, *Journées de Géométrie Algébrique d’Orsay (Juillet 1992)*, *Astérisque* **218** (Apr, 1993) 243–271, [[alg-geom/9304007](#)].

- [38] P. Candelas, X. C. De La Ossa, P. S. Green, and L. Parkes, *A Pair of Calabi-Yau Manifolds as an Exactly Soluble Superconformal Theory*, *Nucl. Phys. B* **359** (Jul, 1991) 21–74.
- [39] C. F. Cota, A. Klemm, and T. Schimannek, *Modular Amplitudes and Flux-Superpotentials on Elliptic Calabi-Yau Fourfolds*, *JHEP* **2018** (Jan, 2018) 86, [[arXiv:1709.02820](#)].
- [40] A. Gerhardus and H. Jockers, *Quantum Periods of CalabiYau Fourfolds*, *Nucl. Phys. B* **913** (Dec, 2016) 425–474, [[arXiv:1604.05325](#)].
- [41] H. Iritani, *Quantum Cohomology and Periods*, *Ann. l’Institut Fourier* **61** (2011) 2909–2958, [[arXiv:1101.4512](#)].
- [42] L. Katzarkov, M. Kontsevich, and T. Pantev, *Hodge Theoretic Aspects of Mirror Symmetry*, [arXiv:0806.0107](#).
- [43] C. T. C. Wall, *Classification Problems in Differential Topology. V On Certain 6-Manifolds*, *Invent. Math.* **1** (1966) 355–374.
- [44] P. Candelas and X. C. de la Ossa, *Moduli Space of Calabi-Yau Manifolds*, *Nucl. Phys. B* **355** (May, 1991) 455–481.
- [45] A. Herraez, L. E. Ibanez, F. Marchesano, and G. Zoccarato, *The Type IIA Flux Potential, 4-forms and Freed-Witten Anomalies*, *JHEP* **09** (2018) 018, [[arXiv:1802.05771](#)].
- [46] P. Corvilain, T. W. Grimm, and I. Valenzuela, to appear.
- [47] K. Kato, C. Nakayama, and S. Usui, *SL(2)-Orbit Theorem for Degeneration of Mixed Hodge Structure*, *J. Algebr. Geom.* **17** (2008), no. 3 401–479.