

Linear-optical approach to encoding qubits into harmonic-oscillator modes via quantum walks

Jun-Yi Wu^{1,2,3} and Shin-Tza Wu^{4*}

¹*Department of Physics, Tamkang University, New Taipei 251, Taiwan*

²*Center for Advanced Quantum computing,*

Tamkang University, New Taipei 251, Taiwan

³*Physics Division, National Center for Theoretical Sciences, Taipei 10617, Taiwan*

⁴*Department of Physics, National Chung Cheng University, Chiayi 621, Taiwan*

(Dated: April 26, 2024)

Abstract

We propose a linear-optical scheme that allows encoding grid-state quantum bits (qubits) into a bosonic mode using cat state and post-selection as sources of non-Gaussianity in the encoding. As a linear-optical realization of the quantum-walk encoding scheme in [Lin *et al.*, Quantum Info. Processing **19**, 272 (2020)], we employ the cat state as a quantum coin that enables encoding approximate Gottesman-Kitaev-Preskill (GKP) qubits through quantum walk of a squeezed vacuum state in phase space. We show that the conditional phase-space displacement necessary for the encoding can be realized through a Mach-Zehnder interferometer (MZI) assisted with ancillary cat-state input under appropriate parameter regimes. By analyzing the fidelity of the MZI-based displacement operation, we identify the region of parameter space over which the proposed linear-optical scheme can generate grid-state qubits with high fidelity. With adequate parameter setting, our proposal should be accessible to current optical and superconducting-circuit platforms in preparing grid-state qubits for bosonic modes in the, respectively, optical and microwave domains.

I. INTRODUCTION

Computation and information processing based on quantum-mechanical systems have opened up new horizons to information sciences. Quantum algorithms and communication protocols surpassing their classical counterparts in computational efficiency and communicational security, respectively, have been developed based on this new paradigm [1]. The physical realizations of these ideas, however, have been impeded by the extreme fragility of quantum systems against external perturbations. One common remedy to this is to resort to techniques of quantum error corrections, which seek to protect logical information by redundantly encoding the information into a larger quantum mechanical state-space [2]. For instance, in computational schemes with an underlying two-dimensional logical basis, one may choose to encode logical information using a manifold of two-level systems in a tailored way that can allow detecting and correcting the predominant errors of the specific physical system. This approach, however, tends to incur heavy resource overheads in the computation and poses challenges to its large-scale implementation. Alternately, one may choose to adopt computational schemes that employ quantum systems with continuous spectra, usu-

* phystw@gmail.com

ally referred to as continuous-variable (CV) systems, and exploit their infinite-dimensional state spaces for the encoding. In the case of a bosonic field mode, the logical information can be encoded using eigenstates of its canonical coordinates, which are usually compared to the position and momentum of a quantum simple harmonic oscillator [3, 4]. In the presence of noises, these basis states would be exposed to random shifting over phase space that can result in “shift errors” in the logical information. In order to tackle such errors, Gottesman, Kitaev, and Preskill (GKP) propose to embed quantum bits (qubits) into the bosonic mode in a way that the logical basis states would comprise superposition of uniformly spaced position eigenstates with period $2\sqrt{\pi}$ [5]

$$\begin{aligned} |0\rangle_L &\equiv \sum_{s=-\infty}^{\infty} |2s\sqrt{\pi}\rangle_x = \frac{1}{\sqrt{2}} \sum_{s=-\infty}^{\infty} |s\sqrt{\pi}\rangle_p, \\ |1\rangle_L &\equiv \sum_{s=-\infty}^{\infty} |(2s+1)\sqrt{\pi}\rangle_x = \frac{1}{\sqrt{2}} \sum_{s=-\infty}^{\infty} (-1)^s |s\sqrt{\pi}\rangle_p, \end{aligned} \quad (1)$$

where $|x\rangle_x$ and $|p\rangle_p$ are, respectively, the position and momentum eigenstates of the bosonic mode. In the position-space representation, the codestates $|0\rangle_L$ and $|1\rangle_L$ are superposition of delta functions located at, respectively, even and odd multiples of $\sqrt{\pi}$. For sufficiently small shift errors in the position quadrature, one can thus detect and correct them through position measurements. Likewise, the momentum-space structures of the conjugate basis states $\{|\pm\rangle_L \equiv (|0\rangle_L \pm |1\rangle_L)/\sqrt{2}\}$ enable the detection and correction of small shift errors in the momentum quadrature. In the quantum-mechanical phase space, the Wigner functions of the codestates (1) take the forms of checkerboard, square-lattice structures, which can also be extended to more general “grid states”, such as codestates with rectangular or hexagonal lattice structures in phase space [5]. In the present work, however, we will be focusing mainly on the square-lattice GKP codestates (1).

Despite the elegance of the GKP scheme, the ideal codestates (1) are unphysical, as their preparation would require infinite squeezing, and hence infinite energy. In practice, therefore, it is necessary to approximate (1) with finitely squeezed states, such as uniformly spaced Gaussian spikes modulated by Gaussian envelopes [5]. Experimental preparation of such approximate codeword states, nonetheless, turn out extremely challenging due to the highly non-Gaussian nature of these states. It is after decades of theoretical [6–14] and experimental endeavors that approximate GKP codestates have finally been achieved in the past few years using trapped-ion [15] and superconducting-circuit platforms [16]. Moreover,

by incorporating (dissipative) stabilization mechanisms [17, 18] into the error-correction scheme, experimentalists are now capable of extending the coherence time of GKP logical qubits significantly [18, 19]. Notably, GKP encoded qubits have also been found to hold the key to large-scale fault-tolerant quantum computing for state-of-the-art architectures based on superconducting-circuit [20] and optical [21] systems. In spite of this, nevertheless, in the optical domain (approximate) GKP codestates remain elusive in current optical laboratories. It is our goal in this paper to partially bridge this gap by offering an experimentally feasible scheme for engineering approximate GKP codeword states in a linear-optical setting that will be accessible to present day optical platforms. In particular, we will resort to a quantum walk (QW) approach developed by Lin *et al.* in Ref. [14] and supply a linear-optical realization of the scheme.

In what follows, we will begin with a brief summary of the QW encoding scheme of Ref. [14]. We will then demonstrate a linear-optical scheme that is capable of preparing approximate GKP states following the QW mechanism. Since the proposed encoding mechanism is subject to specified conditions, the codeword states prepared would have non-ideal fidelity. We analyze the quality of the codestate through the fidelity of the displacement operation that underlies the encoding process, and identify the parameter regimes over which the encoding has better performance. Finally, we summarize our findings in Sec. III and point out possible future directions. For presentational clarity, detailed calculation for the fidelity is relegated to the Appendix.

II. QUANTUM-WALK ENCODING AND ITS LINEAR-OPTICAL REALIZATION

In Ref. [14] a theoretical framework is proposed to prepare bosonic codeword states with grid-like structures, such as the GKP states (1), through one-dimensional QW of a bosonic mode in phase space. The idea is to generate the codeword structures in phase space through conditional displacements of the bosonic mode via QW processes. Crucially, since the phase-space pattern of a QW is controlled by its coin-toss transformation [22, 23], the codeword structure of a QW encoding would likewise depend essentially on the underlying coin-toss operation [14]. Suppose the bosonic mode has mode operator $\hat{a} = (\hat{x} + i\hat{p})/\sqrt{2}$, where \hat{x} and \hat{p} are the corresponding, respectively, “position” and “momentum” quadrature

operators. The commutation relation $[\hat{a}, \hat{a}^\dagger] = 1$ for the mode operator thus yields that $[\hat{x}, \hat{p}] = i$, which amounts to setting $\hbar = 1$ here. If the bosonic mode is prepared initially in a position-squeezed state, QW of the state will generate coherent superposition of position-squeezed states subsequently. Explicitly, in terms of the phase-space displacement operator $\hat{D}(\alpha) \equiv \exp\{\alpha\hat{a}^\dagger - \alpha^*\hat{a}\}$ and the squeezing operator $\hat{S}(\zeta) \equiv \exp\{-\frac{\zeta}{2}\hat{a}^{\dagger 2} + \frac{\zeta^*}{2}\hat{a}^2\}$, we will be dealing with superposition of squeezed coherent states [24]

$$|\alpha, \zeta\rangle \equiv \hat{D}(\alpha) \hat{S}(\zeta) |0\rangle \quad (2)$$

with $|0\rangle$ being the vacuum state of the bosonic mode. It should be noted that, as a consequence of having $\hbar = 1$ here, when applying the displacement operator $\hat{D}(\alpha)$ with real α to any position eigenstate $|x\rangle_x$ we would get

$$\hat{D}(\alpha)|x\rangle_x = |x + \sqrt{2}\alpha\rangle_x, \quad (3)$$

where the displacement in the position eigenstate incurs an additional factor of $\sqrt{2}$ [25].

As pointed out above, in the QW approach to bosonic grid-code generation, the codeword pattern is determined in accordance with the coin operation for the QW. Throughout this work, we shall adopt a two-state quantum coin (thus a “coin qubit”), so that each step of the QW is conditioned on the coin configurations $\{|R\rangle, |L\rangle\}$, corresponding to rightward (R) and leftward (L) displacements by one single step length. To prepare an approximate GKP state with a binomial profile, it is found in Ref. [14] that the corresponding coin operation can be chosen

$$\hat{\mathcal{C}} = |D\rangle\langle D|, \quad (4)$$

where

$$|D\rangle \equiv (|R\rangle + |L\rangle)/\sqrt{2} \quad (5)$$

is the “diagonal” coin-state. The corresponding “walk operator” would then take the following form in the state space of $(\text{coin}) \otimes (\text{bosonic mode})$

$$\hat{W} = \hat{\mathcal{T}}(\alpha_d) \left(\hat{\mathcal{C}} \otimes \hat{I} \right). \quad (6)$$

Here α_d is the step length of the QW, \hat{I} is the identity operator of the bosonic mode, and $\hat{\mathcal{T}}$ is a translation operator whose action is conditioned on the coin configuration

$$\hat{\mathcal{T}}(\alpha_d) = |R\rangle\langle R| \otimes \hat{D}(+\alpha_d) + |L\rangle\langle L| \otimes \hat{D}(-\alpha_d). \quad (7)$$

For instance, to encode the bosonic mode into an approximate GKP logical-zero state, one may start by preparing the mode in a position-squeezed vacuum state along with a coin qubit initialized in the $|R\rangle$ state. As demonstrated in Ref. [14], after even steps of QW with step length $\alpha_d = \sqrt{\pi/2}$ in phase space, the coin transformation (4) would enable approximate GKP logical-zero states to be encoded into the bosonic mode, with a codestate fidelity depending on the level of squeezing and the number of QW steps [14]. In this work, we propose to achieve such encoding by means of a linear-optical setup that consists mainly of a Mach-Zehnder interferometer (MZI) as illustrated in Fig. 1(a). As we will show below, under appropriate parameter regime the MZI-device will enact the targeted QW encoding when aided with certain non-Gaussian resource state and post-selection.

To begin with, let us consider inputting a coherent state $|\alpha\rangle$ into port 1 and a position-squeezed vacuum state $|\zeta\rangle$ into port 2 of the MZI. Here the MZI parameters are chosen to induce the following input-output relations among the mode operators of its input and output modes

$$\begin{pmatrix} \hat{a}_{1'} \\ \hat{a}_{2'} \end{pmatrix} = \begin{pmatrix} \sin \frac{\phi}{2} & \cos \frac{\phi}{2} \\ \cos \frac{\phi}{2} & -\sin \frac{\phi}{2} \end{pmatrix} \begin{pmatrix} \hat{a}_1 \\ \hat{a}_2 \end{pmatrix}, \quad (8)$$

where the mode indices and the phase angle ϕ are indicated in Fig. 1(a). For small phase difference ϕ in the MZI and weakly squeezed input state, one can show that the MZI enacts the map [26, 27]

$$|\alpha\rangle_1 |\zeta\rangle_2 \xrightarrow{\text{MZI}} \hat{D}_{1'}(\alpha_\phi) |\zeta\rangle_{1'} |\alpha\rangle_{2'} \equiv |\alpha_\phi, \zeta\rangle_{1'} |\alpha\rangle_{2'}, \quad (9)$$

where $\alpha_\phi \equiv \alpha\phi/2$ and the subscripts indicate the corresponding input/output modes; thus $\hat{D}_{1'}(\beta)$ is the displacement operator for output mode 1' with displacement β . Namely, from (9), in the limit of small ϕ and $|\zeta|$ the MZI would swap the coherent state $|\alpha\rangle$ from mode 1 to mode 2', while mapping the squeezed state $|\zeta\rangle$ from mode 2 to a squeezed coherent state $|\alpha_\phi, \zeta\rangle$ in mode 1'. The MZI thus executes a phase-space displacement of mode 2 by an amount dependent on the mode 1 input, which is then followed by a SWAP operation. As we will now show, by replacing the input of mode 1 with designated state, one would be able to realize conditional displacements that are crucial to the QW encoding.

Let us now replace the input to port 1 of the MZI with the cat state

$$|\text{cat}\rangle \equiv \frac{1}{\sqrt{N_\alpha}} (|+\alpha\rangle + |-\alpha\rangle), \quad (10)$$

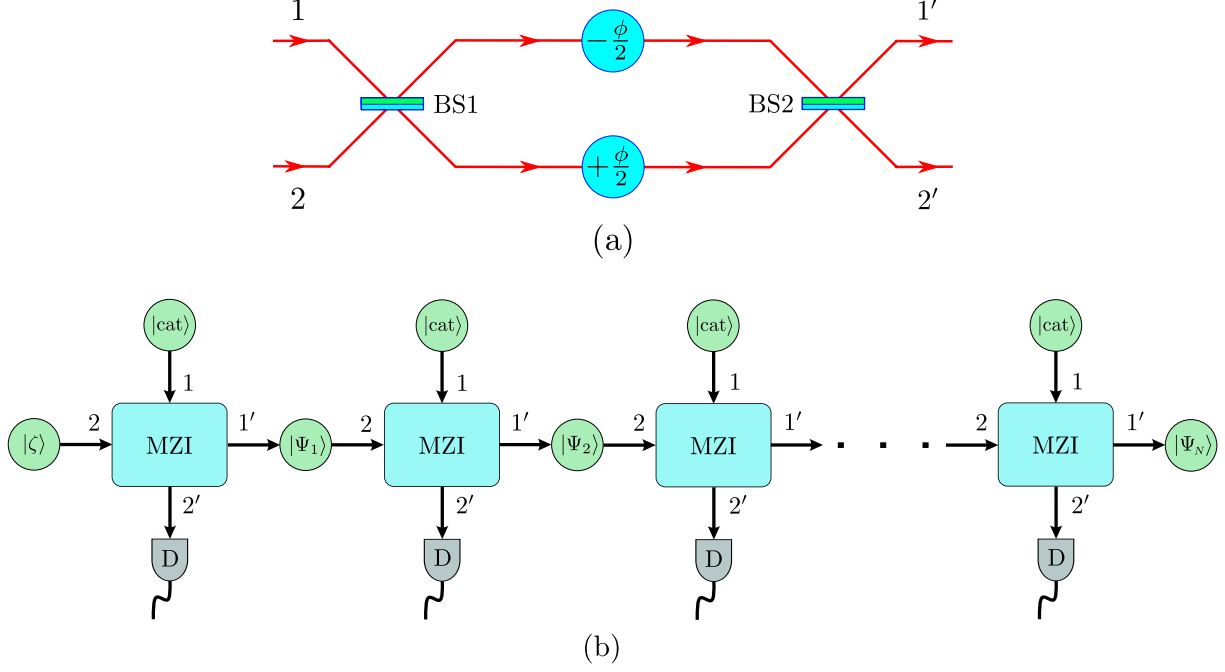


FIG. 1. Panel (a) shows the Mach-Zehnder interferometer (MZI) for the proposed controlled-displacement operation key to the QW encoding. Here BS1 and BS2 are both 50:50 beamsplitters, and the phase shifters on the two arms induce the phase shifts $\pm\phi/2$ as indicated. The beamsplitter parameters are chosen so that the MZI effects the input-output relations (8) on the input and the output mode operators. Panel (b) illustrates the schematics for the QW encoding based on the MZI of (a). The encoding begins from the left with a squeezed-vacuum state $|\zeta\rangle$ along with an ancillary cat state $|\text{cat}\rangle$ of (10) input to the MZI. Conditioned on measurement outcomes for output port 2' at the detector D (see text for details), the MZI output port 1' would produce the one-run encoded approximate GKP state $|\Psi_1\rangle$. Feeding $|\Psi_1\rangle$ together with another ancillary cat state into the MZI, the same post-selection procedure as previously would yield in the output port 1' the next-run encoded state. Repeating this procedure N times, one would generate at the final output the N -run encoded state $|\Psi_N\rangle$ of (17).

where $N_\alpha \equiv 2(1 + e^{-2|\alpha|^2})$ is a normalization factor. In a “coherent-state logic” approach to quantum information processing that treats $|\pm\alpha\rangle$ as the logical basis states [28, 29], the cat state (10) plays the role of a “diagonal state” similar to (5). In the same limit of small phase difference ϕ as above, the MZI would now lead to the mapping

$$|\text{cat}\rangle_1 |\zeta\rangle_2 \xrightarrow{\text{MZI}} \frac{1}{\sqrt{N_\alpha}} (|+\alpha_\phi, \zeta\rangle_{1'} |+\alpha\rangle_{2'} + |-\alpha_\phi, \zeta\rangle_{1'} |-\alpha\rangle_{2'}) . \quad (11)$$

With the aid of the cat-state input, the MZI realizes here a controlled-displacement operation conditioned on the coherent-state “logical configurations” $|\pm\alpha\rangle$. That is, upon being transferred to mode 1' through the MZI, the squeezed vacuum state $|\zeta\rangle$ would acquire phase-space displacements $\pm\alpha_\phi$ conditioned on mode 2' being in the $|\pm\alpha\rangle$ states. Comparing the MZI transformation (11) with the translation operator $\hat{\mathcal{T}}$ in (7), we see that mode 2 here plays the role of the bosonic mode undergoing QWs, while mode 1 serves as the “quantum coin” in the QW-encoding scheme. More precisely, from the perspective of the “coherent-state logic” approach, for any given value of α one can express the displacement operation involved in (9) as a “hybrid” controlled-displacement gate over the joint space of the “coherent-state coin qubit” and the bosonic mode

$$\hat{C}_D(\alpha) \equiv |+\alpha\rangle_1\langle+\alpha| \otimes \hat{D}_2(+\alpha_\phi) + |-\alpha\rangle_1\langle-\alpha| \otimes \hat{D}_2(-\alpha_\phi), \quad (12)$$

which bears close resemblance with (7). Here, however, since the “coin” basis states $\{|\pm\alpha\rangle\}$ are not orthogonal, the gate (12) serves only as an approximate realization of $\hat{\mathcal{T}}$ in (7) when acting on the “coin space” of $\{|\pm\alpha\rangle\}$ with fixed α . Nevertheless, since this non-orthogonality would be negligible for the values of α that will concern us, and that, more importantly, our results below will not hinge on identifying the MZI-based controlled displacement with the operator (12), the non-orthogonal “coin states” here will not be an issue for what follows.

To complete the first run of the QW encoding, we note that the output modes 1' and 2' in (11) are entangled. In view of the fact that both $|\pm\alpha\rangle$ states have the same amplitude over even photon-number states, i.e.,

$$\langle 2k|\pm\alpha\rangle = e^{-\frac{|\alpha|^2}{2}} \frac{\alpha^{2k}}{\sqrt{(2k)!}} \quad \text{for } k = 0, 1, 2, \dots, \quad (13)$$

one can thus project the output mode 2' from (11) to the even number states $\{|n=2k\rangle; k=0, 1, 2, \dots\}$ and cast mode 1' to the state

$$|\Psi_1\rangle \equiv |+\alpha_\phi, \zeta\rangle + |-\alpha_\phi, \zeta\rangle, \quad (14)$$

where we have left out the normalization factor and the mode index for brevity. This completes one single step of the QW and furnishes a one-run encoding that prepares the bosonic mode in a “squeezed cat-state”, which has two Gaussian spikes centering at $x = \pm\sqrt{2}\alpha_\phi$ in phase space (mind the extra factor of $\sqrt{2}$ here, as noted after Eq. (3) above; see also [25]). Comparing the state (14) with the ideal GKP codewords (1), we see that it

provides a lowest-order approximation to the GKP logical state $|1_L\rangle$ provided appropriate values of α_ϕ and squeezing parameter ζ are chosen [14]. We point out that the projection of mode $2'$ onto even photon-number states can be achieved through photon-number resolving detection, or in a more sophisticated manner, via photon-number “parity measurements” that projects the mode onto the cat state (10), which is comprised only of even photon-number states [30–34]. In the latter case, since the detection of cat state at detector “D” in Fig. 1(b) signals a success event for post-selection, the present encoding mechanism can thus also be taken a protocol using the cat state (10) as a “catalysis” for the encoding (cf. Ref. [13]). In the following, we shall simply refer to the post-selection procedure as “parity measurement”, irrespective of how it is carried out.

To proceed further with the QW encoding, we take the one-run encoded state (14) as the new input to port 2 together with a fresh cat state (10) input to port 1 of the MZI. One can establish that the output from the MZI would then yield

$$|\text{cat}\rangle_1 |\Psi_1\rangle_2 \xrightarrow{\text{MZI}} \frac{1}{\sqrt{N_\alpha}} [(|+2\alpha_\phi, \zeta\rangle_{1'} + |0, \zeta\rangle_{1'}) |+\alpha\rangle_{2'} + (|0, \zeta\rangle_{1'} + |-2\alpha_\phi, \zeta\rangle_{1'}) |-\alpha\rangle_{2'}]. \quad (15)$$

The same “parity measurement” over mode $2'$ as in the preceding run would then generate in mode $1'$ the two-run encoded state

$$|\Psi_2\rangle \equiv |+2\alpha_\phi, \zeta\rangle + 2|0, \zeta\rangle + |-2\alpha_\phi, \zeta\rangle, \quad (16)$$

where again we have omitted the normalization factor for simplicity. As previously, comparing (16) with the ideal GKP codestates (1), we see that $|\Psi_2\rangle$ furnishes an approximate GKP basis state $|0_L\rangle$ for proper values of the parameters α_ϕ and ζ . In the same way, by directing the two-run encoded state $|\Psi_2\rangle$ into port 2 and supplying another fresh cat state to port 1 of the MZI, the same procedure as above would lead to the next run encoded state $|\Psi_3\rangle$. Repeating this procedure for N runs, up to normalization factor, one can arrive at the N -run QW-encoded state

$$|\Psi_N\rangle \equiv \sum_{m=0}^N \binom{N}{m} |(2m - N)\alpha_\phi, \zeta\rangle. \quad (17)$$

As one can verify by comparing (17) with (1), $|\Psi_N\rangle$ can be taken an approximate GKP logical state $|0_L\rangle$ for even values of N , and $|1_L\rangle$ for odd values of N when suitable values

of α_ϕ and ζ are adopted [14]. As noted below Eq. (7) previously, the QW-step length, thus the parameter $\alpha_\phi = \alpha\phi/2$, appropriate for the GKP codeword states (1) is $\alpha_d = \sqrt{\pi/2}$. For the squeezing parameter ζ , as shown in Ref. [14], for large values of N the phase-space distribution of the codeword state (17) would tend to approximate GKP states with Gaussian spikes of widths $\Delta_x = e^{-\zeta}$ in the position quadrature and $\Delta_p = 1/\sqrt{N\pi}$ in the momentum quadrature. In order to achieve approximate square-lattice GKP codewords that can cope with shift errors symmetric in position and momentum quadratures, one must have $\Delta_x = \Delta_p$. For the N -run QW codestate (17), it is thus necessary to have a squeezing parameter such that $e^{+\zeta} = \sqrt{N\pi}$. To demonstrate, we show in Fig. 2 the Wigner functions for the first few runs of the QW codestates (17) that intend to approximate the GKP logical basis state $|1\rangle_L$. We note that these codeword states are prepared based on the MZI map (9), which holds only approximately under the assumption of small MZI phase ϕ . In practice, therefore, the present linear-optical scheme can only prepare the codeword states (17) with non-ideal fidelity. It is thus crucial to identify the parameter regimes over which the MZI operation (9) would be more reliable, and the codeword state (17) can be prepared with high fidelity. We shall now turn to this discussion.

The key assumption behind the MZI map (9) that enables the phase-space controlled-displacement in the QW encoding is that the phase difference ϕ between the two arms of the interferometer has to be small [26]. Since the MZI map (9) is the basic operation that underlies the proposed linear-optical scheme, to assess the quality of the codestates generated from this scheme, a suitable metric can be provided through the fidelity of the MZI map (9). Now that for given codestate (17), the parameters α , ϕ , and ζ would stay fixed throughout the encoding process, the corresponding MZI-map fidelity can therefore be captured by comparing the approximate output state in (9) with reference to the corresponding exact output state for the specific MZI input $|\alpha\rangle_1|\zeta\rangle_2$. The details of this calculation is shown in Appendix A, and Fig. 3 illustrates some typical results for the fidelity of the MZI map (9). Anticipating the befitting parameter regime for the MZI map, and also aiming to simplify the calculation, we focus on the regime $|\phi| \lesssim 1$ in finding the fidelity, which allows us to arrive at an analytic expression in Eq. (A22) for the result. In Fig. 3, we plot the fidelity of the MZI map versus the coherent-state amplitude α and the MZI phase ϕ for squeezed vacuum states with squeezing levels that correspond to different runs of the QW encoding. The red solid curve in each panel of Fig. 3 depicts the sets of α and ϕ that would combine to yield

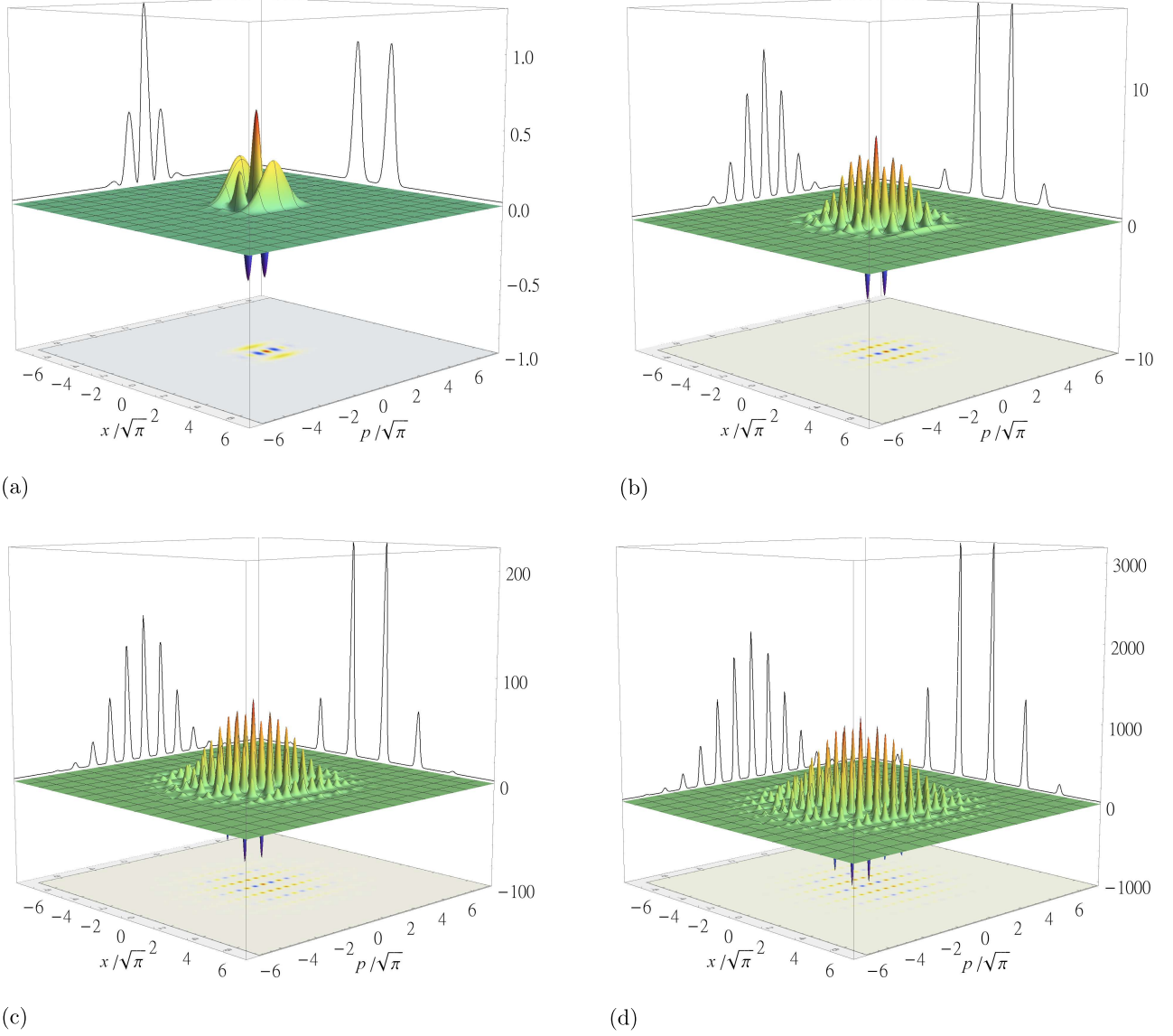


FIG. 2. Wigner functions for the N -run codeword states $|\Psi_N\rangle$ of Eq. (17) with (a) $N = 1$, (b) $N = 3$, (c) $N = 5$, and (d) $N = 7$, where the corresponding position and momentum marginal distributions are also shown on the side frames. Here the codeword parameters are chosen for approximating square-lattice GKP codestates (see text for details). Notice that both the x - and the p - axes are in units of $\sqrt{\pi}$, and we have offset the marginal distribution functions slightly for clarity.

phase-space displacements for preparing square-lattice GKP qubits, i.e., $\alpha\phi/2 = \sqrt{\pi/2}$, which we shall refer to as the “GKP line” below for convenience. Notice that in Fig. 3, since the fidelity (A22) is even in ϕ , we plot the results only for positive ϕ . Also, since the result

(A22) is obtained perturbatively for $|\phi| \lesssim 1$, each plot in Fig. 3 covers only up to $\phi = 0.8$.

As noted earlier, for an N -run QW encoding the squeezing parameter appropriate for codewords that aim to protect against symmetric shift errors is given by $\zeta = \frac{1}{2} \ln(N\pi)$, which is the value we use in plotting the MZI-map fidelity for each N in Fig. 3. It is seen that for the lowest squeezing level ~ 4.97 dB [$N = 1$; Fig. 3(a)] the fidelity for the GKP line (red solid curve in the plot) stays above 90% for the entire parameter regime we are covering. With increasing squeezing levels [$N = 3, 5, 7$; Fig. 3(b)-(d)], however, the contours of the fidelity migrate towards the α -axis, and the GKP line crosses into an expanding domain of parameters with fidelity lower than 90%. This is consistent with what was noted above Eq. (9) that the MZI map would work better for small squeezing. However, as is clear from the results shown in Fig. 3, the fidelity depends only weakly on the squeezing parameter: as long as ϕ is sufficiently small, the fidelity can still stay above 95% even for the highest squeezing we are considering. While the MZI-map fidelity considered here is not directly the “codestate fidelity”, as a measure for the performance of the basic operation underlying the present encoding scheme, it provides a means for approximately assessing the quality of the codestate prepared in the proposed scheme. Since preparing an N -run QW codeword state (17) would require operating the MZI map N times, an estimate for the corresponding codestate fidelity is therefore

$$\left(N\text{-run QW codestate fidelity} \right) \sim \left(\text{MZI-map fidelity} \right)^N. \quad (18)$$

Thus, for instance, with a 90% MZI-map fidelity, a three-run QW codeword state prepared using the present linear-optical scheme would have a codestate fidelity $\sim (0.9)^3 \sim 73\%$. And with 99% MZI-map fidelity, a three-run QW codestate can be prepared with a codestate fidelity $\sim 97\%$, which would require ancillary cat states with amplitude $\alpha \sim 10$ according to Fig. 3(b). In general, since the MZI map (9) is a better approximation at small ϕ , for finite displacement, as is clear from Fig. 3, it is favorable to have ancillary cat states with large amplitudes. In superconducting-circuit systems, it has recently been reported that cat states with amplitude $\alpha \sim 16$ in the microwave domain can be generated experimentally [35]. It is therefore possible to prepare approximate square-lattice GKP codestates utilizing the present linear-optical QW scheme. In the optical domain, however, currently the “large” cat states accessible to experiments have been limited to amplitudes $\alpha \sim 2$. This poses a challenge to preparing approximate square-lattice GKP states in the optical domain following

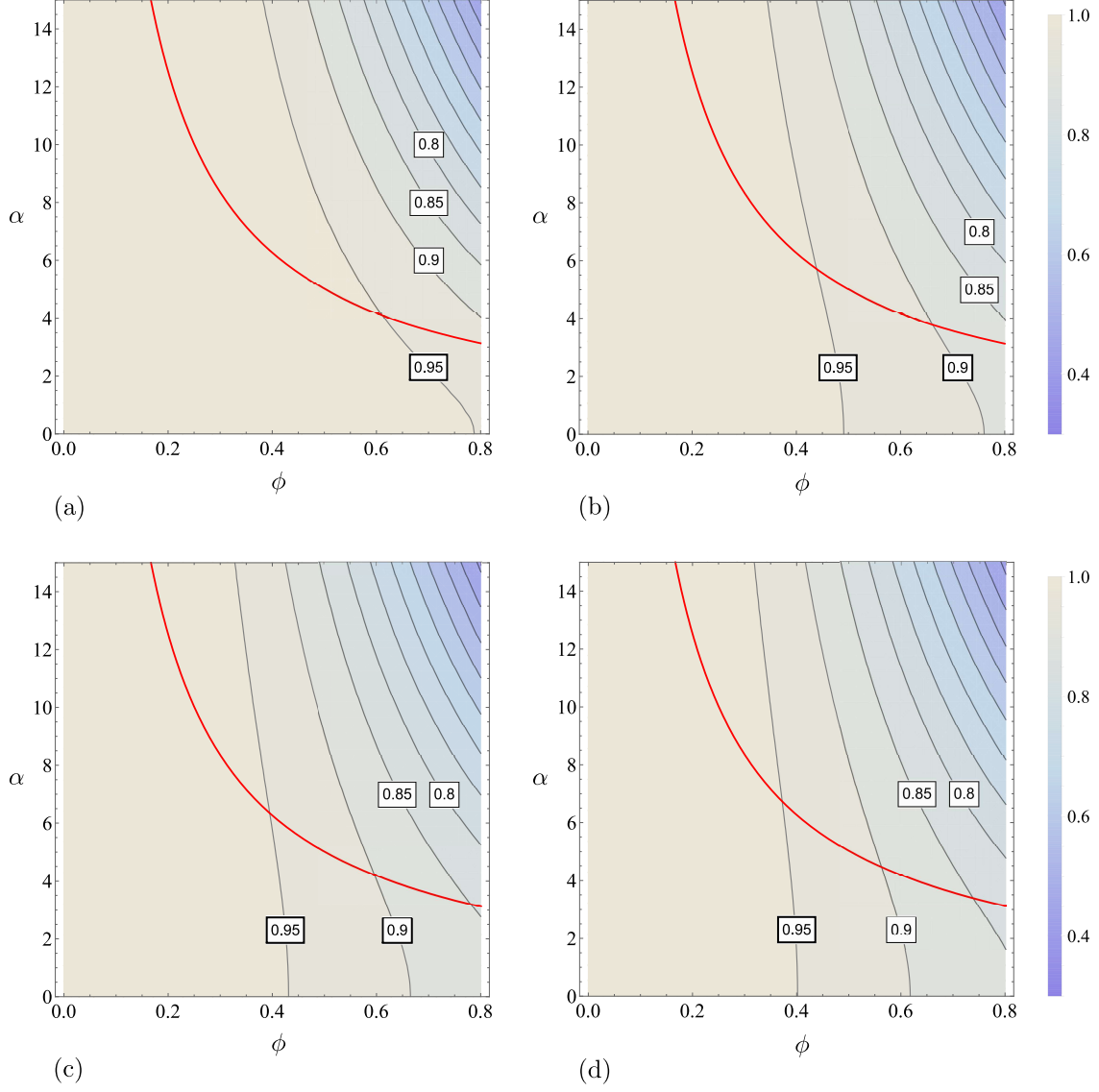


FIG. 3. Contour plots for the fidelity of the MZI map (9) as a function of the ancillary coherent-state amplitude α and the MZI phase difference ϕ . The squeezing parameter of the squeezed vacuum state is here given by $\zeta = \frac{1}{2} \ln(N\pi)$, as per the value for an N -run QW encoding (see text), with (a) $N = 1$ (~ 4.97 dB squeezing), (b) $N = 3$ (~ 9.74 dB squeezing), (c) $N = 5$ (~ 11.96 dB squeezing), and (d) $N = 7$ (~ 13.42 dB squeezing). The red solid curve in each panel sketches the line $\alpha\phi/2 = \sqrt{\pi/2}$, which corresponds to displacement appropriate for generating approximate square-lattice GKP codestates. The contours in each panel are spaced at 0.05 in the values of fidelity, and we have labeled contours with fidelity 80% or higher to enhance readability. Since here the fidelity is an even function of ϕ , we plot only for positive ϕ . All plots share the same color code, which is shown next to panels (b) and (d).

the present prescription. Before the arrival of optical cat states with amplitudes $\alpha \gtrsim 10$ in the laboratories, in the optical domain the proposed linear-optical scheme can be applied to prepare, for instance, grid codes with non-square lattices that can cope with “biased” shift errors, which have noises in one quadrature worse than the other [5]. Alternatively, one can also attempt to generate grid states with stabilizers generating lattices with smaller lattice constants, thus higher lattice packing in phase space, such as hexagonal GKP codeword states [5, 36, 37], provided the present linear-optical scheme can be modified to construct such codestates.

In addition to non-ideal codestate fidelity, another limitation of the present encoding scheme is its non-deterministic nature. As explicated previously, for each run of the proposed linear-optical QW encoding the parity measurement that projects the “coin states” $|\pm\alpha\rangle$ onto the cat state (10) can be achieved through post-selecting even photon-number states or implementing the more sophisticated photon-number parity measurement at the ancillary output port of the MZI [31, 32, 34]. As one can show, whichever option is chosen for the parity measurement the post-selection rate would always be $1/2$. Preparing the N -run codeword state (17) through the QW encoding scheme would, therefore, have a success rate of $1/2^N$. This is, however, inherent in the non-unitary QW process behind the encoding scheme due to the projective coin-operation (4) of the QW [14]. To overcome this difficulty, it is thus necessary to develop unitary QW processes that can generate approximate square-lattice GKP codeword states. Alternatively, one can also choose to incorporate adaptive corrections into the QW encoding scheme. For instance, for each run of the QW encoding, whenever the post-selection detects an odd-parity outcome, one can “correct” the output mode of the MZI immediately, so that the desired codestate can always be generated irrespective of the post-selection results. Similarly, one can also attempt with a scheme that leaves the correction until the final output by using the data of parity measurements during the encoding process [12]. Despite being non-deterministic, nevertheless, the present QW encoding scheme should still work sufficiently well for codestates with small numbers of runs. For instance, in the recent experiments of Ref. [19] the square-lattice GKP qubits in the error corrections correspond to our three-run and four-run QW codeword states. For such states, the codeword generation rates from the proposed linear-optical scheme would be, respectively, $1/2^3 = 12.5\%$ and $1/2^4 = 6.25\%$, which should still be realistic experimentally.

III. CONCLUSION AND DISCUSSIONS

In summary, we have proposed in this paper a linear-optical scheme for preparing approximate square-lattice GKP states through the QW encoding of Ref. [14]. Based on an MZI device, the encoding scheme takes advantage of cat-state ancillary mode to enact conditional displacements of a bosonic mode in phase space. With the aid of post-selection on the ancillary mode, the bosonic mode initially prepared in a squeezed vacuum state is subsequently encoded into the designated grid state through QW in phase space. Since the MZI-based conditional displacement works only approximately, we analyze the fidelity of the underlying basic operation and pinpoint the adequate parameter regimes over which high-quality grid states can be generated from the proposed encoding scheme. Although our encoding scheme has been proposed mainly for generating optical grid states, it is equally applicable to, for instance, preparing grid states in the microwave domain using superconducting-circuit systems.

We point out that, strictly speaking, the present linear-optical scheme is not a direct implementation for the QW-encoding scheme originally proposed in Ref. [14]. On the one hand, the “coin qubit” in the present scheme is played by the “coherent-state qubit” in the space of $\{|\pm\alpha\rangle\}$ for given α . Since the “basis states” $\{|\pm\alpha\rangle\}$ are orthogonal only approximately, the conditional displacement operator (12) is also an approximate realization of the QW translation operator (7). At the same time, in the present linear-optical scheme the “coin-toss” operation (4) is replaced with offline prepared cat-state input, which serves to provide non-Gaussianity for grid-state encoding. On the other hand, in the present scheme we did not seek implementation for the initial-state preparation of the original QW-encoding proposal, which aims to generate encoded qubits with arbitrary logical states through QW procedures [14]. In fact, once encoded qubits in the logical basis states are available, one can prepare arbitrary encoded logical qubits by applying single-qubit logical gates [5].

Finally, as already shown in Ref. [14], by changing the coin-toss operation, the QW encoding can lead to grid states with different phase-space structures. In the present linear-optical realization of the QW encoding, by modifying the ancillary resource state or its sequence, it should be possible to encode the bosonic mode into different grid states, such as hexagonal GKP states. We leave these lines of investigation for our future work.

ACKNOWLEDGMENTS

This research is supported by the National Science and Technology Council of Taiwan through grants MOST 111-2119-M-008-002, NSTC 111-2627-M-008-001, 112-2119-M-008-007, 113-2119-M-008-010, and also NSTC 110-2112-M-032-005-MY3, 111-2923-M-032-002-MY5, and 112-2112-M-032-008-MY3 for JYW, and MOST 111-2112-M-194-005, NSTC 112-2112-M-194-004 for STW. This work is also supported partly by the National Center for Theoretical Sciences, Taiwan.

Appendix A: Fidelity of the MZI map (9)

We demonstrate in this appendix the calculation for the fidelity of the MZI map (9). To this end, we will derive first an operator-ordering theorem that will be essential to this calculation, and then proceed to finding the MZI-map fidelity utilizing a coherent-state representation. For the fidelity, let us consider an operation that displaces the squeezed vacuum state $|\zeta\rangle$ with the aid of an ancillary coherent state with amplitude α through the MZI. Starting with the MZI input state $|\alpha\rangle|\zeta\rangle$, we have in accordance with the input-output relation (8) the following output state

$$|\Psi_{\text{out}}\rangle \equiv \hat{D}\left(\alpha \sin \frac{\phi}{2}, \alpha \cos \frac{\phi}{2}\right) \exp\left[-\frac{\zeta}{2} \left(\cos \frac{\phi}{2} \hat{a}_1^\dagger - \sin \frac{\phi}{2} \hat{a}_2^\dagger\right)^2 + \frac{\zeta^*}{2} \left(\cos \frac{\phi}{2} \hat{a}_1 - \sin \frac{\phi}{2} \hat{a}_2\right)^2\right] |00\rangle, \quad (\text{A1})$$

where $\hat{D}(\alpha_1, \alpha_2) \equiv \hat{D}_1(\alpha_1) \otimes \hat{D}_2(\alpha_2)$ is the two-mode phase-space displacement operator. Notice that in (A1) and what follows, for brevity, we omit the prime symbol over the mode indices 1 and 2. In the limit of $|\phi| \ll 1$ and weak squeezing, one can show that the output state (A1) would be approximately [27]

$$|\Psi_{\text{displ}}\rangle \equiv \hat{D}\left(\frac{\alpha\phi}{2}, \alpha\right) \exp\left(-\frac{\zeta}{2} \hat{a}_1^{\dagger 2} + \frac{\zeta^*}{2} \hat{a}_1^2\right) |00\rangle = \hat{D}_1\left(\frac{\alpha\phi}{2}\right) |\zeta\rangle_1 |\alpha\rangle_2, \quad (\text{A2})$$

which is the output state of the MZI map (9). To quantify the fidelity of approximating the actual output state (A1) with (A2), we compute the overlap between this pair of states and define

$$F \equiv |\langle \Psi_{\text{displ}} | \Psi_{\text{out}} \rangle|. \quad (\text{A3})$$

To evaluate F explicitly, it is necessary to invoke operator-ordering theorems that can reduce the exponential operators in (A1) into manageable form [24, 38]. Let us derive first an operator-ordering theorem that will facilitate the fidelity calculation significantly afterwards.

1. Operator-ordering theorem

For real squeezing parameter ζ in (A1), the operator-ordering theorem that we shall need in evaluating the fidelity (A3) will involve the following set of (Hermitian) operators

$$\hat{A}_1 \equiv i(\hat{a}_1^2 - \hat{a}_1^{\dagger 2}), \quad \hat{A}_2 \equiv i(\hat{a}_2^2 - \hat{a}_2^{\dagger 2}), \quad \hat{B} \equiv i(\hat{a}_1^\dagger \hat{a}_2 - \hat{a}_1 \hat{a}_2^\dagger), \quad \hat{C} \equiv i(\hat{a}_1 \hat{a}_2 - \hat{a}_1^\dagger \hat{a}_2^\dagger). \quad (\text{A4})$$

From $[\hat{a}_j, \hat{a}_k] = 0$ and $[\hat{a}_j, \hat{a}_k^\dagger] = \delta_{jk}$ for $j, k = 1, 2$, one can establish the following commutation relations among the set of operators (A4)

$$\begin{aligned} [\hat{A}_1, \hat{A}_2] &= 0, & [\hat{A}_1, \hat{B}] &= 2i\hat{C}, & [\hat{A}_1, \hat{C}] &= 2i\hat{B}, \\ [\hat{B}, \hat{C}] &= 2i\hat{A}, & [\hat{A}_2, \hat{B}] &= -2i\hat{C}, & [\hat{A}_2, \hat{C}] &= -2i\hat{B}, \end{aligned} \quad (\text{A5})$$

where we have denoted

$$\hat{A} \equiv \frac{\hat{A}_1 - \hat{A}_2}{2}. \quad (\text{A6})$$

Utilizing (A5), one can further show that we have

$$\begin{aligned} [\hat{A}, \hat{B}] &= 2i\hat{C}, & [\hat{A}, \hat{C}] &= 2i\hat{B}, & [\hat{B}, \hat{C}] &= 2i\hat{A}, \\ \left[\frac{\hat{A}_1 + \hat{A}_2}{2}, \hat{A} \right] &= 0, & \left[\frac{\hat{A}_1 + \hat{A}_2}{2}, \hat{B} \right] &= 0, & \left[\frac{\hat{A}_1 + \hat{A}_2}{2}, \hat{C} \right] &= 0. \end{aligned} \quad (\text{A7})$$

Namely, the set of operators \hat{A} , \hat{B} , and \hat{C} satisfies the $\text{SU}(1,1)$ algebra except for factors of 2 [38], and $(\hat{A}_1 + \hat{A}_2)/2$ commutes with each of these operators. This allows us to express the ζ -dependent exponential operator in (A1) in the form (mind that ζ is real here)

$$\exp\left(-\frac{i\zeta}{2} \frac{\hat{A}_1 + \hat{A}_2}{2}\right) \exp\left[-\frac{i\zeta}{2} (\cos\phi \hat{A} - \sin\phi \hat{C})\right]. \quad (\text{A8})$$

For the second term of (A8), we shall derive the following operator-ordering theorem

$$\hat{f}(\theta) \equiv e^{\theta(\lambda_1 \hat{A} + \lambda_2 \hat{C})} = e^{p(\theta)\hat{A}} e^{r(\theta)\hat{C}} e^{q(\theta)\hat{B}}, \quad (\text{A9})$$

where λ_1, λ_2 are given parameters, and $p(\theta)$, $q(\theta)$, and $r(\theta)$ are unknown functions of θ that satisfy the boundary conditions

$$p(0) = q(0) = r(0) = 0. \quad (\text{A10})$$

We point out that despite $\hat{A}, \hat{B}, \hat{C}$ forming an $\text{SU}(1,1)$ -like structure, the operator-ordering theorems usually found for the $\text{SU}(1,1)$ algebra [24, 38] turn out less favorable in our case. Instead, due to the fact that we have here

$$\hat{B}|00\rangle = i(\hat{a}_1^\dagger \hat{a}_2 - \hat{a}_1 \hat{a}_2^\dagger)|00\rangle = 0, \quad (\text{A11})$$

it is the operator-ordering theorem in the form of (A9) that will simplify our calculation significantly. Following standard procedures [24, 38], one can show that (A9) enforces the simultaneous differential equations among $p(\theta)$, $q(\theta)$, and $r(\theta)$

$$\begin{cases} r' &= \lambda_2 \cos(2p), \\ iq' \cos(2r) &= \lambda_2 \sin(2p), \\ iq' \sin(2r) &= p' - \lambda_1. \end{cases} \quad (\text{A12})$$

It turns out that it is challenging to solve (A12) in closed form. Since we are concerned mainly with small values of ϕ , it is legitimate to take $\lambda_2 = \sin \phi \simeq \phi$ a small parameter in (A12) and solve for p, q, r perturbatively. This yields

$$\begin{cases} p &= \lambda_1 \theta + O(\lambda_2^2), \\ q &= \frac{i\lambda_2}{2\lambda_1} [\cos(2\lambda_1 \theta) - 1] + O(\lambda_2^2), \\ r &= \frac{\lambda_2}{2\lambda_1} \sin(2\lambda_1 \theta) + O(\lambda_2^2). \end{cases} \quad (\text{A13})$$

Recovering the original physical parameters, i.e.,

$$\theta = -\frac{i\zeta}{2}, \quad \lambda_1 = \cos \phi, \quad \lambda_2 = \sin \phi, \quad (\text{A14})$$

we get from (A13) that for small ϕ

$$\begin{cases} p &\simeq -\frac{i\zeta}{2} \cos \phi, \\ q &\simeq -\frac{i}{2} \tan \phi [\cosh(\zeta \cos \phi) - 1], \\ r &\simeq \frac{i}{2} \tan \phi \sinh(\zeta \cos \phi). \end{cases} \quad (\text{A15})$$

As we shall find below, the operator-ordering theorem (A9) along with the solutions (A15) for p, q, r will allow us to calculate the MZI-map fidelity (A3) explicitly in the small ϕ regime.

2. Coherent-state representation

From (A1) and (A2), one can write the MZI-map fidelity (A3) utilizing the operator-ordering theorem (A9), anticipating $\langle \Psi_{\text{displ}} | \Psi_{\text{out}} \rangle$ to be real positive,

$$\begin{aligned} F &= \langle \Psi_{\text{displ}} | \Psi_{\text{out}} \rangle \\ &\simeq \langle 00 | e^{-\frac{\zeta}{2}(\hat{a}_1^2 - \hat{a}_1^{\dagger 2})} \hat{D}^\dagger(\alpha_s, \alpha_c) e^{-\frac{\zeta_c}{2}(\hat{a}_1^{\dagger 2} - \hat{a}_1^2)} e^{-\frac{\zeta_s}{2}(\hat{a}_2^{\dagger 2} - \hat{a}_2^2)} \\ &\quad \times e^{+\frac{1}{2} \tan \phi \sinh(\zeta \cos \phi) (\hat{a}_1^\dagger \hat{a}_2^\dagger - \hat{a}_1 \hat{a}_2)} e^{+\frac{1}{2} \tan \phi [\cosh(\zeta \cos \phi) - 1] (\hat{a}_1^\dagger \hat{a}_2 - \hat{a}_1 \hat{a}_2^\dagger)} |00\rangle. \end{aligned} \quad (\text{A16})$$

Here and in the following, we denote for brevity

$$\alpha_c \equiv \alpha \left(1 - \cos \frac{\phi}{2} \right), \quad \alpha_s \equiv \alpha \left(\frac{\phi}{2} - \sin \frac{\phi}{2} \right), \quad \zeta_c \equiv \zeta \cos^2 \frac{\phi}{2}, \quad \zeta_s \equiv \zeta \sin^2 \frac{\phi}{2}. \quad (\text{A17})$$

To evaluate (A16) explicitly, one can invoke (A11) and at the same time express the single-mode and two-mode squeezing operators in normal-ordered forms [24, 38]. One can then evaluate the resulting formula using a coherent-state representation by first applying the completeness relation for the coherent-state basis $\{|\beta\rangle\}$ judiciously, i.e., [39]

$$\int \frac{d^2\beta}{\pi} |\beta\rangle \langle \beta| = \hat{I}. \quad (\text{A18})$$

This calculation leads to

$$\begin{aligned} F &\simeq \text{sech} \mu \text{sech} \zeta_s e^{-\frac{e\zeta}{2} \text{sech} \zeta_s (\alpha_s^2 e^{+\zeta_c} + \alpha_c^2 e^{-\zeta_c})} \\ &\quad \times \int \frac{d^2\beta_1}{\pi} \int \frac{d^2\beta_2}{\pi} e^{-|\beta_1|^2} e^{-\frac{1}{2} (\tanh \zeta_s \beta_1^2 - 2\alpha_s e^\zeta \text{sech} \zeta_s \beta_1)} \\ &\quad \times e^{\tanh \mu \beta_1^* \beta_2^*} \\ &\quad \times e^{-|\beta_2|^2} e^{+\frac{1}{2} (\tanh \zeta_s \beta_2^2 + 2\alpha_c e^\zeta \text{sech} \zeta_s \beta_2)}, \end{aligned} \quad (\text{A19})$$

where we have denoted

$$\mu \equiv \frac{1}{2} \tan \phi \sinh(\zeta \cos \phi). \quad (\text{A20})$$

To find the integrals in (A19), it is helpful to use the following identity

$$\int \frac{d^2\beta}{\pi} e^{-|\beta|^2} f(\beta) e^{a\beta^*} = f(a), \quad (\text{A21})$$

where a is a constant and $f(\beta)$ is an analytic function of β . We note that after carrying out the β_1 - (or β_2 -) integral in (A19) utilizing (A21), one would have in the remaining β_2 -

(likewise, β_1 -) integral an exponent that contains β_2^{*2} (or β_1^{*2}), which makes the integral hard to be evaluated in closed form. Nevertheless, one can show that such term would be of order ϕ^4 , and hence can be left out safely for small ϕ . The remaining expression can then be evaluated efficiently again using (A21). One can thus arrive at the following expression for the MZI-map fidelity for small phase difference ϕ in the MZI

$$F \simeq \text{sech } \mu \text{ sech } \zeta_s \exp \left\{ -\frac{e^\zeta}{2} \text{sech } \zeta_s (\alpha_s^2 e^{\zeta_c} + \alpha_c^2 e^{-\zeta_c}) \right\} \\ \times \exp \left\{ -\frac{\alpha_c}{2} \text{sech}^2 \zeta_c \tanh \mu (\alpha_c \tanh \zeta_s \tanh \mu - 2\alpha_s e^\zeta) \right\}, \quad (\text{A22})$$

which is the formula we use in preparing the plots in Fig. 3.

-
- [1] M. A. Nielsen and I. L. Chuang, *Quantum Computation and Quantum Information* (Cambridge University Press, Cambridge, 2000).
 - [2] D. A. Lidar and T. A. Brun (eds.) *Quantum Error Correction* (Cambridge University Press, Cambridge, 2013).
 - [3] S. L. Braunstein and A. K. Pati (eds.) *Quantum Information with Continuous Variables* (Kluwer, Dordrecht, 2003).
 - [4] S. L. Braunstein and P. van Loock, Rev. Mod. Phys. **77**, 513 (2005).
 - [5] D. Gottesman, A. Kitaev, and J. Preskill, Phys. Rev. A **64**, 012310 (2001).
 - [6] B. C. Travaglione and G. J. Milburn, Phys. Rev. A **66**, 052322 (2002).
 - [7] S. Pirandola, S. Mancini, D. Vitali, and P. Tombesi, Europhys. Lett. **68**, 323 (2004).
 - [8] H. M. Vasconcelos, L. Sanz, and S. Glancy, Opt. Lett. **35**, 3261 (2010).
 - [9] J. Etesse, R. Blandino, B. Kanseri, and R. Tualle-Brouri, New J. Phys. **16**, 053001 (2014).
 - [10] B. M. Terhal and D. Weigand, Phys. Rev. A **93**, 012315 (2016).
 - [11] K. R. Motes, B. Q. Baragiola, A. Gilchrist, and N. C. Menicucci, Phys. Rev. A **95**, 053819 (2017).
 - [12] D. J. Weigand and B. M. Terhal, Phys. Rev. A **97**, 022341 (2018).
 - [13] M. Eaton, R. Nehra, and O. Pfister, New J. Phys. **21**, 113034 (2019).
 - [14] C.-Y. Lin, W.-C. Su, and S.-T. Wu, Quantum Inf. Processing **19**, 272 (2020).
 - [15] C. Flühmann, T. L. Nguyen, M. Marinelli, V. Negnevitsky, K. Mehta, and J. P. Home, Nature **566**, 513 (2019).

- [16] P. Campagne-Ibarcq, A. Eickbusch, S. Touzard, E. Zalusky-Geller, N. E. Frattini, V. V. Sivak, P. Reinhold, S. Puri, S. Shankar, R. J. Schoelkopf, L. Frunzio, M. Mirrahimi, and M. H. Devoret, *Nature* **584**, 368 (2020).
- [17] B. Royer, S. Singh, and S. M. Girvin, *Phys. Rev. Lett.* **125**, 260509 (2020).
- [18] B. de Neeve, T.-L. Nguyen, T. Behrle, and J. P. Home, *Nat. Phys.* **18**, 296 (2022).
- [19] V. V. Sivak, A. Eickbusch, B. Royer, S. Singh, I. Tsioutsios, S. Ganjam, A. Miano, B. L. Brock, A. Z. Ding, L. Frunzio, S. M. Girvin, R. J. Schoelkopf, and M. H. Devoret, *Nature* **616**, 50 (2023).
- [20] B. M. Terhal, J. Conrad, and C. Vuillot, *Quantum Sci. Technol.* **5**, 043001 (2020).
- [21] J. Eli Bourassa, R. N. Alexander, M. Vasmer, A. Patil, I. Tzitrin, T. Matsuura, D. Su, B. Q. Baragiola, S. Guha, G. Dauphinais, K. K. Sabapathy, N. C. Menicucci, and I. Dhand, *Quantum* **5**, 392 (2021).
- [22] J. Kempe, *Contemp. Phys.* **44**, 307 (2003).
- [23] K. Manouchehri and J. Wang, *Physical Implementation of Quantum Walks* (Springer-Verlag, Berlin, 2014).
- [24] S. M. Barnett and P. M. Radmore, *Methods in Theoretical Quantum Optics* (Oxford University Press, Oxford, 1997).
- [25] This extra factor of $\sqrt{2}$ can also be traced back to our convention of taking the Hermitian part of the mode operator \hat{a} to be $\hat{x}/\sqrt{2}$, which is commonly done in the GKP literatures.
- [26] Although the condition of a “weakly squeezed” state $|\zeta\rangle$ can be stated more precisely by requiring that $|\zeta| \lesssim 1$, it turns out that the approximate map (9) works fine even when $|\zeta|$ is slightly greater than 1 provided ϕ is sufficiently small (see the fidelity analysis later). We therefore choose to impose the “weakly squeezed” condition in a less stringent manner.
- [27] J.-Y. Wu, N. Toda, and H. F. Hofmann, *Phys. Rev. A* **100**, 013814 (2019).
- [28] H. Jeong and M. S. Kim, *Phys. Rev. A* **65**, 042305 (2002).
- [29] T. C. Ralph, A. Gilchrist, G. J. Milburn, W. J. Munro, and S. Glancy, *Phys. Rev. A* **68**, 042319 (2003).
- [30] C. C. Gerry, A. Benmoussa, and R. A. Campos, *Phys. Rev. A* **72**, 053818 (2005).
- [31] S. Haroche and J.-M. Raimond, *Exploring the Quantum—Atoms, Cavities, and Photons* (Oxford University Press, Oxford, 2006).
- [32] S. Haroche, M. Brune, and J.-M. Raimond, *J. Mod. Optics* **54**, 2101 (2007).

- [33] W. N. Plick, P. M. Anisimov, J. P. Dowling, H. Lee, and G. S. Agarwal, *New J. Phys.* **12**, 113025 (2010).
- [34] L. Sun, A. Petrenko, Z. Leghtas, B. Vlastakis, G. Kirchmair, K. M. Sliwa, A. Narla, M. Hatridge, S. Shankar, J. Blumoff, L. Frunzio, M. Mirrahimi, M. H. Devoret, and R. J. Schoelkopf, *Nature* **511**, 444 (2014).
- [35] O. Milul, B. Guttel, U. Goldblatt, S. Hazanov, L. M. Joshi, D. Chausovsky, N. Kahn, E. Çiftyürek, F. Lafont, and S. Rosenblum, *Phys. Rev. X Quantum* **4**, 030336 (2023).
- [36] V. V. Albert, K. Noh, K. Duivenvoorden, D. J. Young, R. T. Brierley, P. Reinhold, C. Vuillot, L. Li, C. Shen, S. M. Girvin, B. M. Terhal, and L. Jiang, *Phys. Rev. A* **97**, 032346 (2018).
- [37] K. Noh, V. V. Albert, and L. Jiang, *IEEE Trans. Inf. Theory* **65**, 2563 (2019).
- [38] R. R. Puri, *Mathematical Methods of Quantum Optics* (Springer-Verlag, Berlin, 2001).
- [39] J. Zinn-Justin, *Path Integrals in Quantum Mechanics* (Oxford University Press, Oxford, 2005).