

Quantum Hall effect and the topological number in graphene

Yasumasa Hasegawa¹ and Mahito Kohmoto²

¹ *Department of Material Science,
Graduate School of Material Science,
University of Hyogo
Ako, Hyogo 678-1297, Japan*

² *Institute for Solid State Physics,
University of Tokyo, Kashiwanoha 5-1-5,
Kashiwa-shi, Chiba, 277-8581, Japan*

(Dated: 8 May, 2006)

Recently unusual integer quantum Hall effect was observed in graphene in which the Hall conductivity is quantized as $\sigma_{xy} = (\pm 2, \pm 6, \pm 10, \dots) \times \frac{e^2}{h}$, where e is the electron charge and h is the Planck constant. To explain this we consider the energy structure as a function of magnetic field (the Hofstadter butterfly diagram) on the honeycomb lattice and the Streda formula for Hall conductivity. The quantized Hall conductivity is obtained to be odd integer, $\pm 1, \pm 3, \pm 5, \dots$ times two (spin degrees of freedom) when a uniform magnetic field is as high as 30T for example. When the system is anisotropic and described by the generalized honeycomb lattice, Hall conductivity can be quantized to be any integer number. We also compare the results with those for the square lattice under extremely strong magnetic field.

PACS numbers: 73.43.Lp, 71.70.Di, 81.05.Uw.

Quantum Hall effect is one of the most spectacular phenomena in condensed matter physics. The integer quantum Hall effect has been observed in two-dimensional electrons in semiconductor heterostructure[1, 2] and in quasi-one-dimensional organic conductors in magnetic-field-induced spin density wave state[3, 4, 5, 6, 7]. Recently, quantized Hall effect is observed in graphene[8, 9]. Unlike the previously studied systems, graphene has a unique property that there exist zero modes (so-called massless Dirac fermions) in the absence of a magnetic field at half-filling due to the honeycomb lattice structure. Hall conductivity in graphene has been observed to be

$$\sigma_{xy} = 2(2n + 1) \frac{e^2}{h}, \quad (1)$$

where n is an integer. Gusynin and Sharapov[10] have explained these unusual quantized Hall effect as a result of four times the quantum Hall conductivity $(n + 1/2)e^2/h$ for each Dirac fermions, where the factor four comes from the spin degrees of freedom times number of the Dirac fermions in the Brillouin zone. Although their explanation gives the correct quantum number, their argument may be justified only in the low magnetic field limit and the logic of quantum Hall conductivity using Dirac fermions is not correct in general[11]. Peres et al.[12] obtained the same result by solving tight-binding electrons on a finite size of the honeycomb lattice in a magnetic field numerically.

In this letter we give an approach to the unusual quantum Hall effect in graphene in terms of topological stability. Zero modes at $H = 0$ is a consequence of the honeycomb lattice structure which was at best implicit in the Dirac Fermion approach. When periodic structure

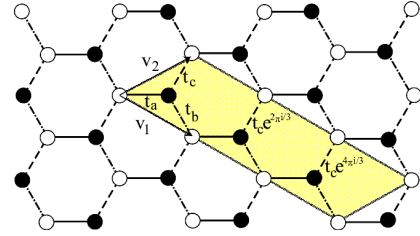


FIG. 1: Generalized honeycomb lattice. Unit vectors are $\mathbf{v}_1 = (\frac{\sqrt{3}}{2}a, -\frac{1}{2}a)$ and $\mathbf{v}_2 = (\frac{\sqrt{3}}{2}a, \frac{1}{2}a)$, where a is the lattice constant ($a = 0.25\text{nm}$). A yellow parallelogram is a supercell in the presence of a uniform magnetic field of $\phi = \frac{1}{3}\phi_0$ per unit cell.

is taken into account, there exist gaps in the presence of a magnetic field. When chemical potential is in one of the gaps, the Hall conductivity is quantized to be an integer, which is a topological number and can be obtained by Diophantine equation[13, 14, 15]. The Hall conductivity is also obtained by the Streda formula[16]

$$\sigma_{xy} = \frac{\partial N}{\partial B} \frac{e^2}{h}, \quad (2)$$

where N is the total density of states below the gap. Note that Hall conductances obtained by the Streda formula and by topological numbers are the same since both start with the linear response theory. Applying the Streda formula in the generalized honeycomb lattices in a magnetic field, we obtain the unusual Hall effect. This unusual Hall effect is also seen in the square lattice at half-filling with a magnetic field close to half flux quantum in plaquette[17].

The unit cell of the generalized honeycomb lattice contains two sublattices as shown by the white circles and black circles in Fig. 1. There are three non-equivalent

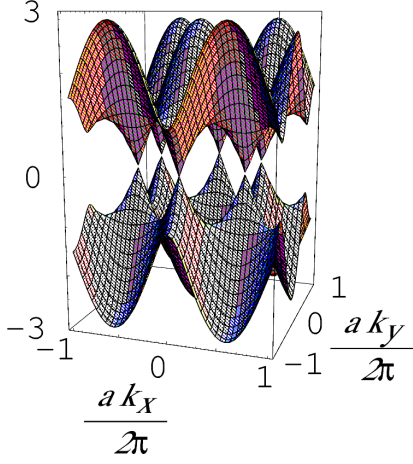


FIG. 2: 3D plot of the energy of the honeycomb lattice. Zero modes exist at $\mathbf{k} = \pm(\frac{2\pi}{\sqrt{3}a}, \pm\frac{2\pi}{3a})$ and $\mathbf{k} = \pm(0, \frac{4\pi}{3a})$

hopping matrix elements, t_a , t_b and t_c . In the usual honeycomb lattice $t_a = t_b = t_c$, but they may be different for each other under the uniaxial pressure. In the absence of the magnetic field zero modes exists, if the condition

$$\left| \left| \frac{t_b}{t_a} \right| - 1 \right| < \left| \frac{t_c}{t_a} \right| < \left| \left| \frac{t_b}{t_a} \right| + 1 \right| \quad (3)$$

is fulfilled[18]. The energy for $t_a = t_b = t_c$ is plotted in Fig 2.

We study a system in a uniform magnetic field with a magnetic flux $\phi = \frac{e}{q}\phi_0$ per unit hexagon, where $\phi_0 = 2\pi\hbar/e = 4.14 \times 10^{15} \text{ Tm}^2$ is the flux quantum. The magnetic field is $B = \phi/S$, where $S = \sqrt{3}a^2/2$ is the area of unit cell of the honeycomb lattice. By choosing a suitable gauge and a local gauge transformation, the effect of the magnetic field can be treated as a phase factor in one of the hopping matrix elements, t_c for example, as shown in Fig. 1. We take q times larger super cell and magnetic Brillouin zone is $\frac{1}{q}$ times smaller in the presence of a magnetic field as shown in Figs. 1 and 3. The energy is obtained numerically by getting the eigenvalues of $2q \times 2q$ matrix for each wave vector \mathbf{k} in the magnetic Brillouin zone. We take the sufficiently large values of q ($q = 331$ in Figs. 4, 6 and 8, $q = 1201$ in Figs. 5, 7 and 9, and $q = 701$ in Fig. 10), and then the width of each band is very narrow. In this case we do not have to vary \mathbf{k} to get the energy spectrum as a function of the magnetic field. Then taking $p = 1, 2, \dots, q$, we get so-called Hofstadter butterfly diagram[19] for generalized honeycomb lattice and square lattice[20, 21]. In these figures we also plot the marks which shows the p -th, $2p$ -th, $3p$ -th, \dots , np -th energy bands from the bottom in each $\phi = \frac{e}{q}\phi_0$. We also mark the bands of $(np + mq)$ -th from the bottom, where m is positive or negative integer. If there is a gap above the $(np + mq)$ -th band and the chemical potential

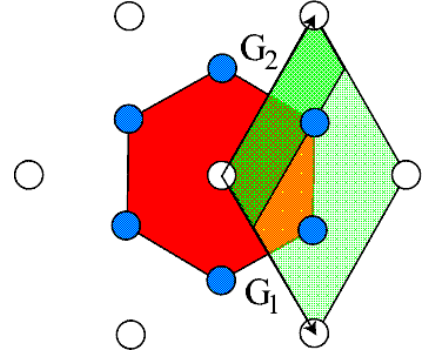


FIG. 3: Brillouin zone for the honeycomb lattice. $\mathbf{G}_1 = (\frac{2\pi}{\sqrt{3}a}, -\frac{2\pi}{a})$ and $\mathbf{G}_2 = (\frac{2\pi}{\sqrt{3}a}, \frac{2\pi}{a})$. White circles are Γ points. A red hexagon is a first Brillouin zone. A Brillouin zone can be taken as the light green diamond. The zero modes occur at the corner of the first Brillouin zone (Blue circles) in the absence of a magnetic field. A dark green parallelogram is a magnetic Brillouin zone in the presence of a uniform magnetic field of $\phi = \frac{1}{3}\phi_0$ per unit cell.

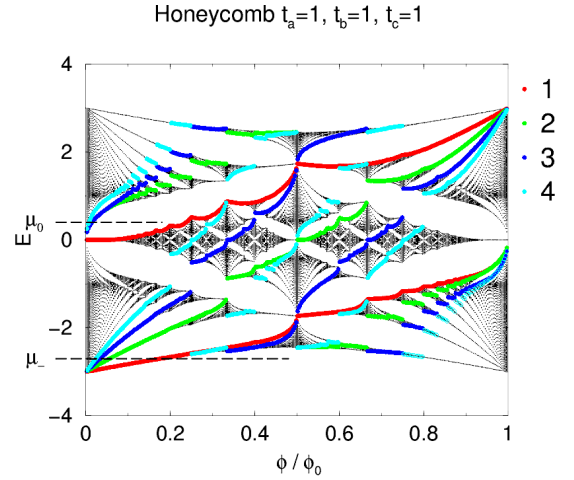
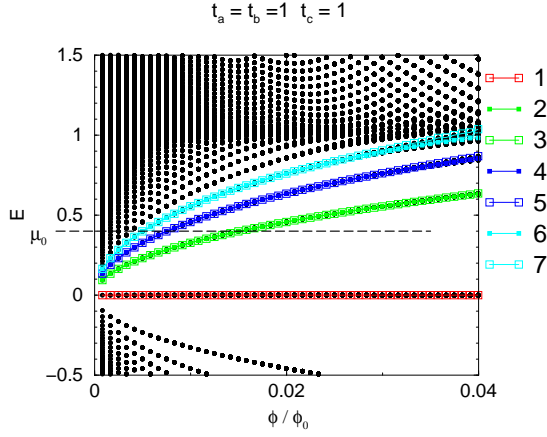
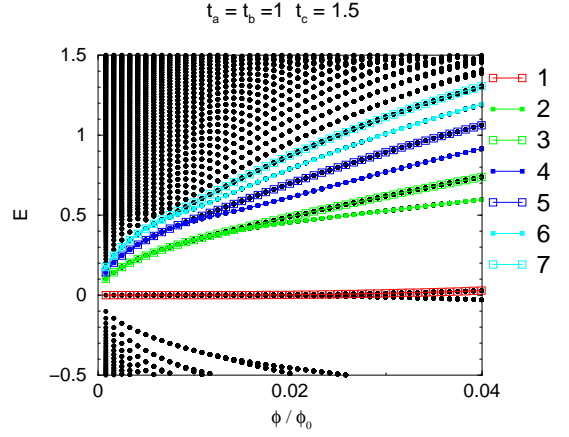
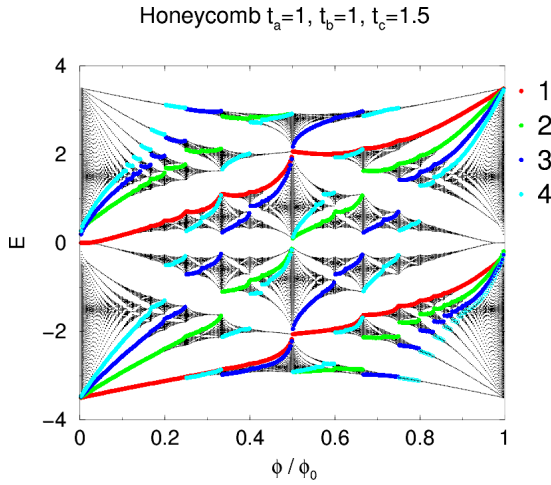
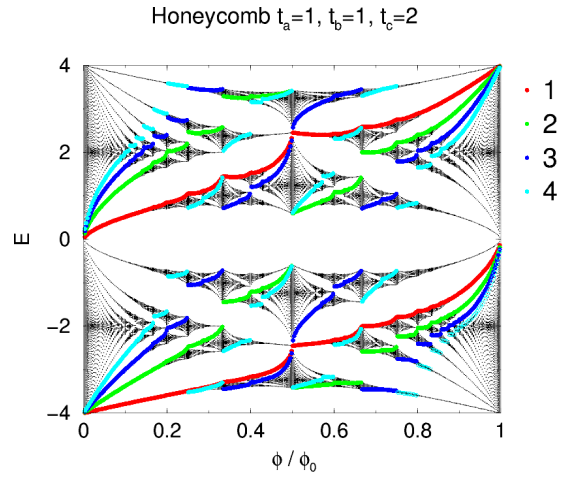


FIG. 4: Energy spectrum with a magnetic flux ϕ in the honeycomb lattice.

is in that gap, the Hall conductivity is obtained as

$$\sigma_{xy} = n \frac{e^2}{h} \quad (4)$$

from the Streda formula Eq. (2). It is seen that there are gaps corresponding to the Landau levels near the bottom of the energy at $\phi \approx 0$ in the generalized honeycomb lattices (Figs.4, 6 and 8) and square lattice(Fig. 10). Although each Landau level near the bottom of the energy is broadened and splitting into p subband due to the periodicity of the system in general, the broadening and the mini gaps can be neglected in the weak magnetic field limit. Therefore, if the chemical potential is fixed near the bottom of the band (μ_- in Fig. 4), usual quantum Hall effect $\sigma_{xy} = 2ne^2/h$ with $n = \dots, 3, 2, 1, 0$ is observed as the magnetic field is increased, which can be

FIG. 5: The same as Fig. 4 for $\phi \approx 0$ and $E \approx 0$.FIG. 7: The same as Fig. 6 in $\phi \approx 0$ and $E \approx 0$.FIG. 6: Energy spectrum with a magnetic flux ϕ in the generalized honeycomb lattice with $t_a = t_b = 1, t_c = 1.5$ FIG. 8: Energy spectrum with a magnetic flux ϕ in the honeycomb lattice of $t_a = t_b = 1, t_c = 2$

seen in the lower left part in Figs. 4, 6 and 8. Here we have assumed the spin degeneracy and multiply a factor of 2.

Interesting phenomena are seen near half-filling ($E \approx 0$). For the usual honeycomb lattice, visible gaps open only for the odd number n (Fig. 5). The band for $n = 2$ and 3 are overlapped in the scale of the figures. Although there are gaps between every $2q$ bands when $\phi = \frac{p}{q}\phi_0$ in general, only gaps above $(np + q)$ -th band with odd integer n are seen in the $E \approx 0$ region in that scale. Therefore, if the chemical potential is fixed near $E = 0$ (for example μ_0 in Figs. 4 and 5), quantum Hall effect with $\sigma_{xy} = 2ne^2/h$ with $n = \dots, 7, 5, 3, 1$, as the magnetic field is increased. If we change parameter t_c in the generalized honeycomb lattice, gaps above the even quantum number are also visible at finite ϕ . The gap between $n = 2$ and $n = 3$ begins to open at $\phi \approx 0.018$ for $t_a = t_b = 1, t_c = 1.5$ (Fig. 7). The gap between $n = 1$ and $n = 0$ becomes open for $\phi \gtrsim 0.03$ for $t_a = t_b = 1$,

$t_c = 1.5$. If the chemical potential is in that gap, Hall conductivity is zero. In the graphene case, $B = 400\text{T}$ corresponds to $\phi \approx 0.005\phi_0$

When $t_a = t_b = 1$ and $t_c = 2$, two zero modes in the Brillouin zone merge into a confluent mode at $H = 0$ [18]. In that case gaps are visible at every integer number n at $E \approx 0$ and $\phi \approx 0$ (Fig. 9).

Similar situation as in the honeycomb lattice with $t_a = t_b = t_c$ in a small magnetic field is seen in the square lattice with half flux per unit cell ($\phi/\phi_0 = 1/2$). Figure 10 is the Hofstadter butterfly diagram for the square lattice. Note the similarity between $E \approx 0, \phi \approx 0.5$ in Fig. 10 and $E \approx 0, \phi/\phi_0 \approx 0$ in Fig. 4. In both cases visible gaps open only for odd quantum numbers ($n = 1, 3, 5, \dots$). For the square lattice with just half flux quantum per unit cell, the supercell is twice as large as the square unit cell and there exist two zero modes in the magnetic Brillouin zone.

The quantum Hall effect in the square lattice with nearly half flux per unit cell and in half-filling case can be

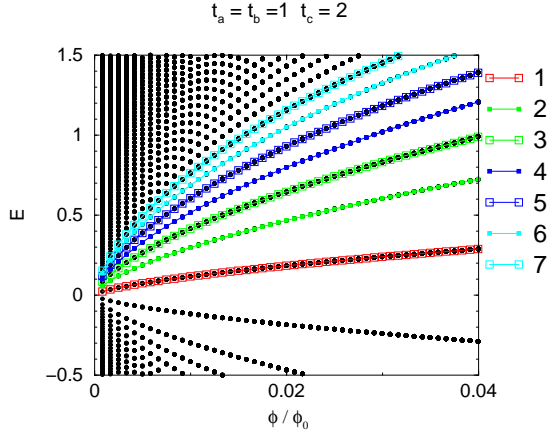


FIG. 9: The same as Fig. 8 in $\phi \approx 0$ and $E \approx 0$.

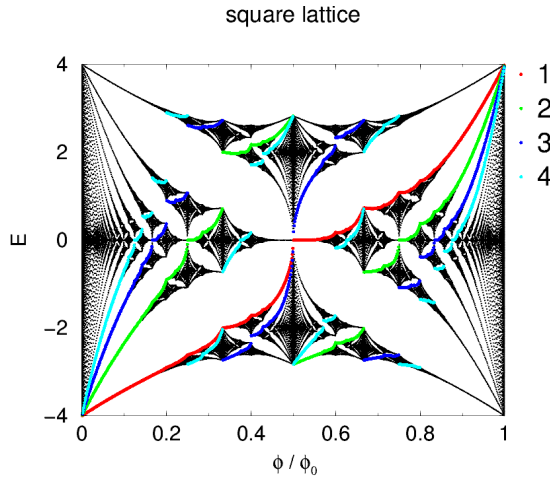


FIG. 10: Energy spectrum with a magnetic flux ϕ in the square lattice. Hofstadter butterfly

discussed as follows. When the flux $\phi = \frac{p}{q}\phi_0$ is applied in the square lattice, there are q bands and the contribution of the r -th band to the Hall conductivity is given as

$$\sigma_{xy}^{(r)} = (t_r - t_{r-1}) \frac{e^2}{h}, \quad (5)$$

where t_r and t_{r-1} are integers solutions of Diophantine equation[15]

$$r = s_r q + t_r p, \quad (6)$$

and $t_0 = 0$. When r bands from the bottom are filled, we get

$$\sigma_{xy} = \sum_{i=1}^r \sigma_{xy}^{(i)} = t_r \frac{e^2}{h}. \quad (7)$$

Consider the case that electrons are near half-filling,

$$\frac{r}{q} = \frac{1}{2} + \delta, \quad (8)$$

where $|\delta| \ll 1$ and

$$\frac{\phi}{\phi_0} = \frac{p}{q} = \frac{p_0}{q_0} + \eta, \quad (9)$$

where $|\eta| \ll 1$. From Eq. (6) we get

$$t_r = \frac{q_0(1 - 2s_r)}{2p_0}, \quad (10)$$

$$\delta = t_r \eta. \quad (11)$$

Then we can conclude from Eq. (10) that q_0 should be even number ($q_0 = 2m$ where m is integer). For $q_0 = 2m$ there are zero modes at $E = 0$ [15]. When Eq. (11) is satisfied, the r bands are completely filled and the Hall conductivity for nearly-half-filled electrons are quantized as m times odd integers, because $(1 - 2s_r)/p_0$ cannot be an even number. This result is the same as the quantum Hall effect on honeycomb lattice in small magnetic field.

In conclusion we have shown that the unusual quantum Hall effect in graphene can be explained by the Hofstadter butterfly diagram for the honeycomb lattice. Because the honeycomb lattice has two sublattices in a unit cell, the similar situation for the half flux quantum per unit cell in the square lattice is realized in the small flux region.

-
- [1] K.v. Klitzing, G. Dorda, and M. Pepper, Phys. Rev. Lett. **45**, 494 (1980).
 - [2] R.B. Laughlin, Phys. Rev. B **23**, 5632 (1981).
 - [3] J. R. Cooper, et al. Phys. Rev. Lett. **63**, 1984 (1989).
 - [4] S. T. Hannahs, et al. Phys. Rev. Lett. **63**, 1988 (1989).
 - [5] D. Poilblanc, et al. Phys. Rev. Lett. **58**, 270 (1987).
 - [6] M. Kohmoto, J. Phys. Soc. Jpn. **59**, 1537 (1990).
 - [7] K. Machida, et al. Phys. Rev. B **50**, 921 (1994).
 - [8] K.S. Novoselov, et al. Nature **438**, 197 (2005).
 - [9] Y. Zheng, et al. Nature **438**, 201 (2005).
 - [10] V. P. Gusynin and S. G. Sharapov, Phys. Rev. Lett. **95**, 146801 (2005).
 - [11] M. Oshikawa, Phys. Rev. B **50**, 17357 (1994).
 - [12] N. M. R. Peres, F. Guinea, and A. H. Castro Neto, Phys. Rev. B **73**, 125411 (2006).
 - [13] D. J. Thouless, M. Kohmoto, M. P. Nightingale, and M. den Nijs, Phys. Rev. Lett. **49**, 405 (1982).
 - [14] M. Kohmoto Ann. of Phys. **160**, 343 (1985).
 - [15] M. Kohmoto, Phys. Rev. B **39**, 11943 (1989).
 - [16] P. Streda, J. Phys. C **15**, L717 (1982).
 - [17] Y. Hasegawa and M. Kohmoto, unpublished.
 - [18] Y. Hasegawa, R. Konno, H. Nakano and M. Kohmoto, cond-mat/0603345.
 - [19] D. R. Hofstadter, Phys. Rev. B **14**, 2239 (1976).
 - [20] Y. Hasegawa, Y. Hatsugai, M. Kohmoto and G. Montambaux, Phys. Rev. B **41**, 9174 (1990).
 - [21] Y. Iye, E. Kuramochi, M. Hara, A. Endo and S. Katsumoto, Phys. Rev. B **70**, 144524 (2004).