

# AUGMENTATIONS AND RULINGS OF LEGENDRIAN KNOTS

JOSHUA M. SABLOFF

**ABSTRACT.** A connection between holomorphic and generating family invariants of Legendrian knots is established; namely, that the existence of a ruling (or decomposition) of a Legendrian knot is equivalent to the existence of an augmentation of its contact homology. This result was obtained independently and using different methods by Fuchs and Ishkhanov [12]. Close examination of the proof yields an algorithm for constructing a ruling given an augmentation. Finally, a condition for the existence of an augmentation in terms of the rotation number is obtained.

## 1. INTRODUCTION

A fundamental problem in Legendrian knot theory is to determine when two knots are (or are not) Legendrian isotopic.<sup>1</sup> Bennequin’s 1983 paper [1] started the enterprise by introducing the two “classical” invariants of Legendrian knots, the Thurston-Bennequin invariant  $tb$  and the rotation number  $r$ . Classification results based on these invariants followed in the early 1990’s: Legendrian unknots [6], torus knots [9], and figure eight knots [9] are completely classified by their topological type and classical invariants.

Starting in the late 1990’s, two methods for constructing “non-classical” invariants of Legendrian knots were developed. The first is a relative version of the contact homology of Eliashberg, Givental, and Hofer [7]. This theory uses holomorphic techniques to associate a non-commutative differential graded algebra (DGA) to a knot diagram. The homology of the DGA is invariant under Legendrian isotopy. In [2], Chekanov rendered this theory combinatorially computable. He then used a linearized version of it to distinguish examples of Legendrian  $5_2$  knots in the standard contact  $\mathbb{R}^3$  that have the same classical invariants.<sup>2</sup> The second method is based on generating families, i.e. families of functions whose critical values generate fronts of Legendrian knots. Chekanov has produced “ruling” or “decomposition” invariants based on generating families that can distinguish his original  $5_2$  examples (see [3, 4]). In addition, Traynor has fashioned a non-classical theory based on generating families for Legendrian links in the solid torus [18].

---

<sup>1</sup>See Section 2 for the basic definitions in Legendrian knot theory.

<sup>2</sup>This invariant is also referred to as the Chekanov-Eliashberg DGA in the literature.

The goal of this paper is to strengthen a connection, discovered by Fuchs [11], between the ability to linearize the contact homology DGA and the non-vanishing of Chekanov’s count of rulings for Legendrian knots in the standard contact  $\mathbb{R}^3$ . It is possible to linearize the contact homology DGA if and only if there exists an augmentation, i.e. a map  $\varepsilon$  from the algebra to the base ring that sends the image of the differential to zero. It is useful to further stipulate that the augmentation has support on generators of grading zero modulo  $2r(K)$  or grading divisible by a divisor  $\rho$  of  $2r(K)$ . The former are “graded” augmentations; the latter are “ $\rho$ -graded” augmentations. Fuchs’ original result was:

**Theorem 1.1** (Fuchs [11]). *If a front diagram of a Legendrian knot  $K$  has a (graded or  $\rho$ -graded) normal ruling, then the contact homology DGA of  $K$  has a (graded or  $\rho$ -graded) augmentation.*

The central result of this paper is the converse, which Fuchs and Ishkhanov have proved independently, using different methods, in [12]:

**Theorem 1.2.** *If the contact homology DGA of a Legendrian knot  $K$  has a (graded or  $\rho$ -graded) augmentation, then any front diagram of  $K$  has a (graded or  $\rho$ -graded) normal ruling.*

A consequence is an easy criterion for checking if the contact homology DGA of a Legendrian knot has an augmentation:

**Theorem 1.3.** *If the Chekanov-Eliashberg DGA of a Legendrian knot  $K$  has a 2-graded augmentation, then its rotation number is zero.*

These results contribute to recent work that examines the relationship between the contact homology and generating family approaches to constructing non-classical invariants. Ng and Traynor found that a linearized version of the contact homology DGA and generating family homology contain the same information for a large class of two-component links in the solid torus [16]. Work of Zhu [19] and of Ekholm, Etnyre, and Sullivan [5] (see also [13]) shows that a different sort of generating function homology that uses “graph trees” for a single set of generating functions can be used to compute the contact homology DGA. The ideas behind this work have already provided the motivation for Ng’s combinatorial construction of invariants of topological braids and knots using the contact homology of Legendrian tori in  $ST^*\mathbb{R}^3$  [15].

The rest of the paper is organized as follows: Section 2 lays out the necessary background and notation for diagrams of Legendrian knots, the contact homology DGA, and normal rulings. Section 3 contains the proof of Theorem 1.2 using a modification of a plat diagram of a Legendrian knot. Finally, the proof of Theorem 1.3 appears in Section 4.

**Acknowledgments.** This paper has greatly benefited from discussions with John Etnyre, Lisa Traynor, Lenny Ng, and especially Paul Melvin, who first conjectured Theorem 1.3 based on computations done by himself and

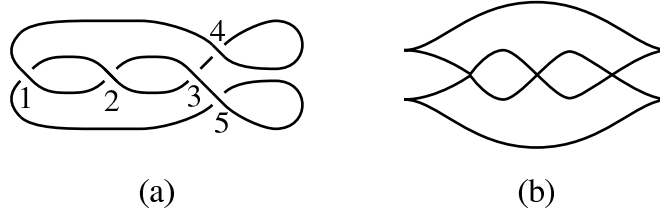


FIGURE 1. (a) Lagrangian and (b) front diagrams of a Legendrian trefoil knot. The meaning of the numbers in (a) will become clear in Section 2.2.

Sumana Shrestha. Conversations with Dmitry Fuchs helped to clarify the hypotheses in Theorem 1.3, and the referee's comments greatly improved the exposition of the proof of Theorem 1.2.

## 2. BACKGROUND NOTIONS

**2.1. Diagrams of Legendrian Knots.** This section briefly reviews some basic notions of Legendrian knot theory. For a more comprehensive introduction, see [8, 17].

The **standard contact structure** on  $\mathbb{R}^3$  is the completely non-integrable 2-plane field given by the kernel of  $\alpha = dz - y dx$ . A **Legendrian knot** is an embedding  $K : S^1 \rightarrow \mathbb{R}^3$  that is everywhere tangent to the contact planes. In particular, the embedding must satisfy

$$(1) \quad \alpha(K') = 0.$$

An ambient isotopy of  $K$  through Legendrian knots is a **Legendrian isotopy**.

There are two useful projections of Legendrian knots. The **Lagrangian projection** is given by the map

$$\pi_l : (x, y, z) \mapsto (x, y),$$

while the **front projection** is given by

$$\pi_f : (x, y, z) \mapsto (x, z).$$

The Lagrangian and front projections of a Legendrian trefoil knot appear in Figure 1.

In the front projection, the  $y$  coordinate of a knot may be recovered from the slope of the front projection via (1):

$$(2) \quad y = \frac{dz}{dx}.$$

This fact has several consequences:

- The front projection of a Legendrian knot is never vertical. Instead of vertical tangencies, front projections have *cusps* like those on the extreme left and right of Figure 1(b).

- There is no need to specify crossing information at a double point: the strand with the smaller slope always has a smaller  $y$  coordinate. This means that it will pass in *front* of the strand with the larger slope, as the  $y$  axis must point into the page in the front projection.
- Any circle in the  $xz$  plane that has no vertical tangencies and that is immersed except at finitely many cusps lifts to a Legendrian knot via equation (2).

A front diagram is in **plat position** if all of the left cusps have the same  $x$  coordinate, all of the right cusps have the same  $x$  coordinate, and no two crossings have the same  $x$  coordinate. For example, the diagram of the trefoil in Figure 1(b) is in plat position. The  $x$  coordinates of the crossings and cusps are the **singular values** of the front. Any front diagram may be put into plat position using Legendrian versions of Reidemeister type II moves and planar isotopy.

Though the front projection is easier to work with, it is more natural to define the contact homology DGA using the Lagrangian projection. Ng's **resolution** procedure (see [14], and Figures 2 and 3 in particular) gives a canonical translation from a front diagram to a Lagrangian diagram. This procedure, in fact, was used to derive the Lagrangian projection in Figure 1(a) from the front projection in Figure 1(b). Combinatorially, there are three steps:

- (1) Smooth the left cusps;
- (2) Replace the right cusps with a loop (see the right side of the Lagrangian projection in Figure 1); and
- (3) Resolve the crossings so that the overcrossing strand is the one with smaller slope.

A key feature of the resolution procedure is that the heights of the crossings in the Lagrangian projection strictly increase from left to right, with the jumps in height between crossings as large as desired.

As mentioned in the introduction, there are two “classical” invariants for Legendrian knots up to Legendrian isotopy. The first classical invariant is the **Thurston-Bennequin number**  $tb(K)$ , which measures the twisting of the contact planes around the knot  $K$ . The second classical invariant, the **rotation number**  $r(K)$ , is defined for *oriented* Legendrian knots. It measures the turning of the tangent direction to  $K$  inside the contact planes with respect to the trivialization given by the vector fields  $\partial_y$  and  $\partial_x + y\partial_z$ . The rotation number of an oriented Legendrian knot  $K$  may be computed using the rotation number of the tangent vector to the Lagrangian projection in the plane. In the front projection, the rotation number is half of the difference between the number of downward-pointing cusps and the number of upward-pointing cusps.

**2.2. The Contact Homology DGA and Augmentations.** This section contains a brief review of the definition of the contact homology DGA of a

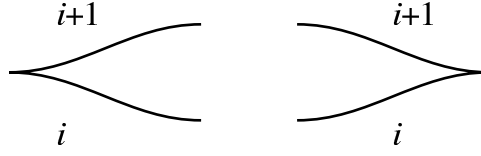


FIGURE 2. The function  $\mu$  must satisfy these relations near the cusps.

Legendrian knot. The DGA was originally defined by Chekanov in [2] for Lagrangian diagrams; see also [10].

Let  $K$  be an oriented Legendrian knot in the standard contact  $\mathbb{R}^3$  with a generic Lagrangian diagram  $\pi_l(K)$ . Label the crossings by  $q_1, \dots, q_n$ . Let  $\mathcal{A}$  be the graded free unital tensor algebra over  $\mathbb{Z}/2$  generated by the set  $\{q_1, \dots, q_n\}$ .<sup>3</sup> To define the grading, a capping path  $\gamma_i$  needs to be assigned to each crossing. A **capping path** is one of the two paths in  $\pi_l(K)$  that starts at the overcrossing of  $q_i$  and ends when  $\pi_l(K)$  first returns to  $q_i$ , necessarily at an undercrossing. Assume, without loss of generality, that the strands of  $\pi_l(K)$  at each crossing are orthogonal. The **grading** of  $q_i$  is:

$$|q_i| \equiv 2r(\gamma_i) - \frac{1}{2} \pmod{2r(K)}.$$

Extend the grading to all words in  $\mathcal{A}$  by letting the grading of a word be the sum of the gradings of its constituent generators.

*Remark.* It is simple to assign gradings directly from a plat diagram. Assign a grading of 1 to each generator coming from a right cusp. To assign a grading to a crossing, begin as in [3] by letting  $C(K)$  be the set of points on  $K$  corresponding to cusps of  $\pi_f(K)$ . The **Maslov index** is a locally constant function

$$\mu : K \setminus C(K) \rightarrow \mathbb{Z}/2r(K)$$

that satisfies the relations depicted in Figure 2 near the cusps. This function is well-defined up to an overall constant. Near a crossing  $q_i$ , let  $\alpha_i$  (resp.  $\beta_i$ ) be the strand of  $\pi_f(K)$  with more negative (resp. positive) slope. Assign the grading  $|q_i| \equiv \mu(\alpha_i) - \mu(\beta_i) \pmod{2r(K)}$ .

The next step is to define a differential on  $\mathcal{A}$  by counting certain immersions of the disk into  $\pi_l(K)$ . Label the corners of  $\pi_l(K)$  as in Figure 3(a). The immersions of interest are the following:

**Definition 2.1.** Given a generator  $q_i$  and an ordered set of generators  $\mathbf{q} = \{q_{j_1}, \dots, q_{j_k}\}$ , let  $\Delta(q_i; \mathbf{q})$  be the set of orientation-preserving immersions

$$f : D^2 \rightarrow \mathbb{R}^2$$

that map  $\partial D^2$  to  $\pi_l(K)$  (up to smooth reparametrization), with the property that the restriction of  $f$  to the boundary is an immersion except at the points

<sup>3</sup>It is possible to define the algebra over  $\mathbb{Z}[T, T^{-1}]$ ; see [10].

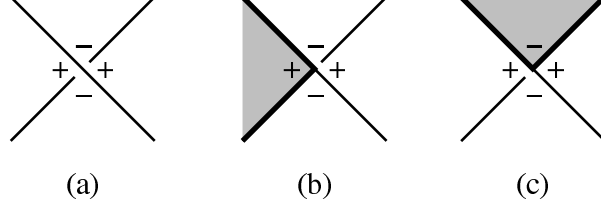


FIGURE 3. (a) A labeling of the quadrants surrounding a crossing; (b) the image of  $f \in \Delta(q_i; \mathbf{q})$  near the crossing  $q_i$  (the other  $+$  quadrant is also possible); and (c) the image of  $f$  near the crossing  $q_{j_l}$  (the other  $-$  quadrant is also possible).

$q_i, q_{j_1}, \dots, q_{j_k}$  and these points are encountered in counter-clockwise order along the boundary. In a neighborhood of  $q_i$  and the points in  $\mathbf{q}$ , the image of the disk under  $f$  has the form indicated in Figure 3(b) near  $q_i$  and in Figure 3(c) near  $q_{j_l}$ .

Finally, define the differential as follows:

**Definition 2.2.** The differential  $\partial$  is defined on a generator  $q_i$  by the formula:

$$(3) \quad \partial q_i = \sum_{\Delta(q_i; \mathbf{q})} \#(\Delta(q_i; \mathbf{q})) q_{j_1} \cdots q_{j_k},$$

where  $\#\Delta(q_i; \mathbf{q})$  is the number of elements in the set  $\Delta(q_i; \mathbf{q})$ , counted modulo 2. Extend  $\partial$  to all of  $\mathcal{A}$  via linearity and the Leibniz rule.

Note that the sum in the definition of  $\partial$  is finite, and that if  $\Delta(q_i; \mathbf{q})$  is nonempty, then the height of the crossing at  $q_i$  is greater than the sum of the heights of the crossings  $q_{j_l}$ ; see [2].

*Remark.* In a diagram coming from the resolution of a plat diagram, the disks in the differential take on a simple form:

- (1) The disks are embedded, and
- (2) The intersection of any vertical line with a disk is connected.

*Example.* Number the crossings of the trefoil knot as in Figure 1. The first three crossings have grading 0, whereas the crossings that come from cusps in the plat diagram have grading 1. The only nontrivial differentials are:

$$\begin{aligned} \partial q_4 &= 1 + q_1 + q_3 + q_1 q_2 q_3, \\ \partial q_5 &= 1 + q_1 + q_3 + q_3 q_2 q_1. \end{aligned}$$

The central results in this theory are:

**Theorem 2.3** ([2]). (1) *The differential  $\partial$  has degree  $-1$ .*  
 (2) *The differential satisfies  $\partial^2 = 0$ .*  
 (3) *The “stable tame isomorphism class” of the DGA is invariant under Legendrian isotopy.*

The “stable” in part (3) of the theorem comes from the following operation on a DGA  $(\mathcal{A}, \partial)$ : the **degree  $i$  stabilization**  $S_i(\mathcal{A}, \partial)$  adds two new generators  $\beta$  and  $\alpha$  to the algebra, where

$$|\beta| = i \text{ and } |\alpha| = i - 1,$$

and the differential is extended to the new generators by:

$$\partial\beta = \alpha \text{ and } \partial\alpha = 0.$$

For the purposes of this paper, a stable tame isomorphism between two DGAs  $(\mathcal{A}, \partial)$  and  $(\mathcal{A}', \partial')$  is a DGA isomorphism

$$\psi : S_{i_1}(\cdots S_{i_m}(\mathcal{A}) \cdots) \rightarrow S_{j_1}(\cdots S_{j_n}(\mathcal{A}') \cdots).$$

It is not easy to use the DGA to distinguish between Legendrian knots, as it — and its homology — are fairly complicated objects. Chekanov found computable invariants by linearizing the DGA. Asking whether the DGA has a graded augmentation is a first step in generating linearized invariants:

**Definition 2.4.** An **augmentation** is an algebra map  $\varepsilon : \mathcal{A} \rightarrow \mathbb{Z}/2$  that satisfies  $\varepsilon \circ \partial = 0$  and  $\varepsilon(1) = 1$ . If, in addition, the augmentation has support on generators of degree zero, then it is **graded**; if it has support on generators divisible by a divisor  $\rho$  of  $2r(K)$ , then it is  **$\rho$ -graded**.

It is easy to extend a (graded or  $\rho$ -graded) augmentation over a stabilization: simply send both  $\beta$  and  $\alpha$  to 0. In the case of a degree 0 stabilization — or degree divisible by  $\rho$  in the  $\rho$ -graded case — there is another possible extension:

$$\varepsilon(\beta) = 1 \text{ and } \varepsilon(\alpha) = 0.$$

That is, if  $|\beta| = 0$ ,  $\varepsilon(\beta)$  can be either 0 or 1. Either way, Theorem 2.3(3) implies:

**Corollary 2.5.** *The existence of a (graded or  $\rho$ -graded) augmentation is invariant under Legendrian isotopy.*

*Example.* The DGA for the trefoil knot in the previous example has five graded augmentations. For grading reasons, all of the augmentations are zero on  $q_4$  and  $q_5$ , and it is easy to check that the following assignments work:

	$q_1$	$q_2$	$q_3$
$\varepsilon_1$	1	0	0
$\varepsilon_2$	1	1	0
$\varepsilon_3$	1	1	1
$\varepsilon_4$	0	1	1
$\varepsilon_5$	0	0	1

**2.3. Rulings.** The other object involved in Theorem 1.2 is a (graded or  $\rho$ -graded) normal ruling. Suppose that a Legendrian knot  $K$  has a front diagram whose singular values all have distinct  $x$  coordinates. A **ruling** of such a front diagram of  $K$  consists of a one-to-one correspondence between the set of left cusps and the set of right cusps and, for each pair of corresponding cusps, two paths in the front diagram that join them. The ruling paths must satisfy the following conditions:

- (1) Any two paths in the ruling meet only at crossings or at cusps; and
- (2) The interiors of the two paths joining corresponding cusps are disjoint, and hence they meet only at the cusps and bound a topological disk. Note that these disks are similar to those used to define the differential  $\partial$ , but they may have “obtuse” corners; see Figure 4(b), for example.

As Fuchs notes, these conditions imply that the paths cover the front diagram and the  $x$  coordinate of each path in the ruling is monotonic.

At a crossing, either the two ruling paths incident to the crossing pass through each other or one path lies entirely above the other. In the latter case, say that the ruling is **switched** at the crossing. Near a crossing, call the two ruling paths that intersect the crossing **crossing paths** and the ruling paths that are paired with the crossing paths **companion paths**. If all of the switched crossings of a ruling are of types (a–c) in Figure 4, then the ruling is **normal**. If all of the switched crossings have grading 0 (resp. grading divisible by  $\rho$ ), then the ruling is **graded** (resp.  $\rho$ -graded). It is not hard to see that in a graded ruling, both crossing paths have the same Maslov index in configurations (a–c), as do the companion paths in configurations (b) and (c).

*Example.* The trefoil pictured in Figure 1 has exactly three graded normal rulings. They are pictured in Figure 5.

The following theorem of Chekanov shows that normal rulings are interesting objects in Legendrian knot theory:

**Theorem 2.6** (Chekanov [3]). *The number of (graded or  $\rho$ -graded) normal rulings<sup>4</sup> is invariant under Legendrian isotopy.*

### 3. FROM AUGMENTATION TO RULING

In light of Corollary 2.5 and Theorem 2.6, the proof of Theorem 1.2 — that the existence of an augmentation implies the existence of a ruling — only needs to consider Lagrangian diagrams that come from resolving plats. The proof consists of extending the ruling crossing by crossing from left to right. The extension procedure will produce only (graded or  $\rho$ -graded) normal switches, so the challenge will be to prove that the paths paired

---

<sup>4</sup>Chekanov calls them **admissible decompositions** in [3]; Chekanov and Pushkar call them **positive involutions** in [4].



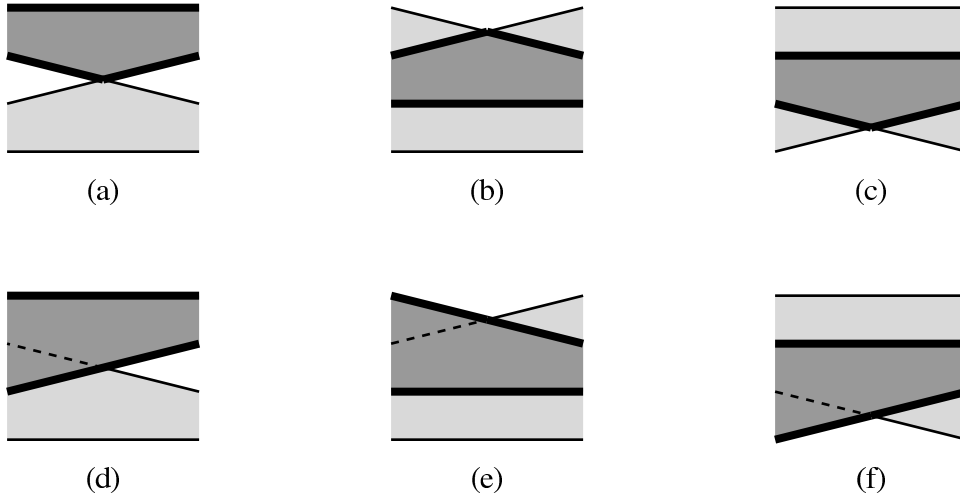


FIGURE 4. The possible configurations of a normal ruling near a crossing. Only the crossing paths and their companions are shown. Reflections of configurations (d–f) through a vertical axis are also allowed.

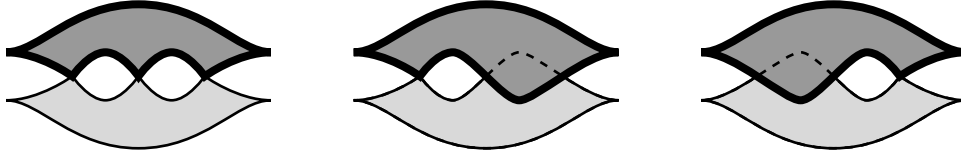


FIGURE 5. The three normal rulings of the trefoil knot in Figure 1.

in the ruling match up at the right cusps. To do this, the proof adopts Fuchs’ philosophy of using Legendrian isotopy to simplify the differential at the expense of expanding the number of generators. In practice, this means converting plat diagrams into “dipped diagrams” in which certain crossings are closely related to rulings (see Section 3.1). By tracing the original augmentation through the stable tame isomorphisms that relate the DGAs of the original diagram and of the dipped diagram (see Section 3.2), it will be possible to use properties of the augmentation of the dipped diagram to conclude that the ruling paths match at the right cusps (see Section 3.3).

**3.1. Dipped Diagrams.** A **dip** in a plat diagram looks innocent in the front projection: it appears as the small wiggles pictured in Figure 6(a). The new front is clearly isotopic to the original one. The Lagrangian diagram, however, has changed dramatically; see Figure 6(b).

To see the transition to the dipped diagram in the Lagrangian projection in terms of Reidemeister moves, start by numbering the strands from bottom to top. Using a Type II move, push strand  $k$  over strand  $l$  ( $k > l$ ) in ascending lexicographic order, e.g. 3 crosses 2 after 3 crosses 1, and 4 crosses

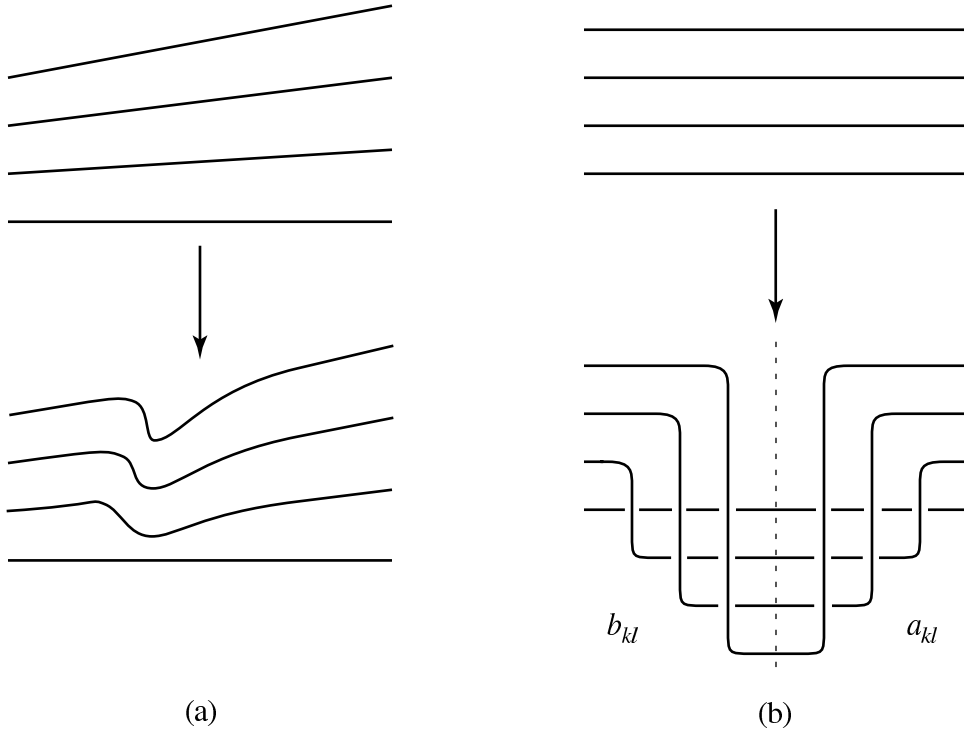


FIGURE 6. (a) The modification in the front projection; (b) The modification in the Lagrangian projection (after a small planar isotopy).

1 after 3 crosses 2. If  $k$  crosses  $l$  after  $i$  crosses  $j$ , write  $(i, j) \prec (k, l)$ . The new generators for the modified diagram are simple to describe: assuming  $k > l$ , denote by  $b_{kl}$  the leftmost crossing of the strands  $k$  and  $l$  and by  $a_{kl}$  the rightmost crossing. Say that the  $b_{kl}$  generators belong to the  **$b$ -lattice** and the  $a_{kl}$  generators belong to the  **$a$ -lattice**; see Figure 6(b). It is not hard to check that  $|b_{kl}| = \mu(l) - \mu(k)$ ; note that this is the negative of the grading of a crossing  $q_i$ . Since the differential lowers degree by 1, it follows that  $|a_{kl}| = |b_{kl}| - 1$ .

The differential interacts straightforwardly with the new generators:

**Lemma 3.1.** *Suppose that  $a$  and  $b$  are the new crossings created by a Type II move during the creation of a dip, and let  $y$  be any other crossing. The generator  $a$  appears at most once in any term of  $\partial y$ , and if  $a$  appears in  $\partial y$ , then  $b$  does not.*

*Proof.* Consider a disk with a negative corner at  $a$ . As shown in Figure 7, this corner must lie in the bottom left or top right quadrant adjacent to  $a$ . In the case where the corner is at the bottom left, there is only one possible disk that comes from  $\partial b$ . Otherwise, the corner is at the top right and there are two cases. First, suppose that the next corner on the upper strand lies in

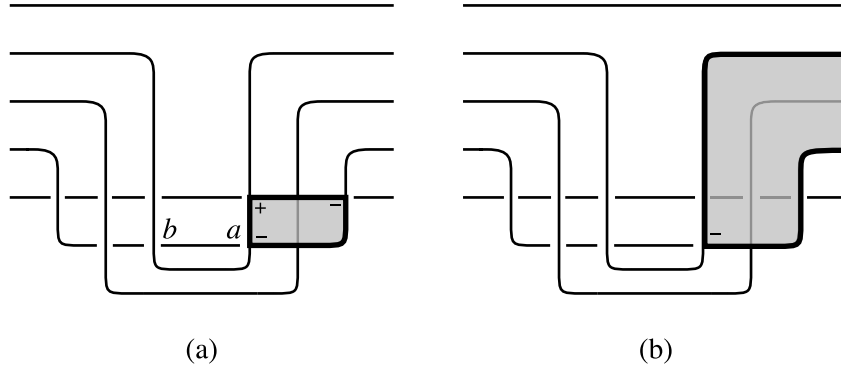


FIGURE 7. The form of disks that have a negative corner at  $a$  after a Type II move.

the  $a$ -lattice. The disk must then lie entirely inside the  $a$ -lattice, as pictured in Figure 7(a). In particular, the disk satisfies the conditions of the lemma.

Second, suppose that the next corner on the upper strand lies outside — and hence to the right of — the  $a$ -lattice. As shown in Figure 7(b), the lower strand must also exit the  $a$ -lattice without any further corners. Note that the dipped diagram comes from modifying the resolution of a “simple” front (see [14], Section 2.3) whose right cusps are all pushed out to the right, so any portion of a disk lying to the right of the dip must have connected vertical slices. It follows that the rest of the disk must lie to the right of the figure, and hence that the disk satisfies the conditions of the lemma.  $\square$

**3.2. Type II Moves and DGA Maps.** In order to understand how the augmentations before and after the formation of a dip are related, a closer examination of the stable DGA isomorphism induced by a type II move is necessary. Suppose that  $(\mathcal{A}', \partial')$  is the DGA for a knot diagram before a type II move and that  $(\mathcal{A}, \partial)$  is the DGA afterward. As shown in [2], the type II move gives rise to a DGA isomorphism

$$\psi : (\mathcal{A}, \partial) \rightarrow S(\mathcal{A}', \partial').$$

In particular, note that this map preserves grading. If  $a$  and  $b$  are the two new generators that appear during a type II move, then the first step in defining  $\psi$  is to order the generators of  $\mathcal{A}$  by height: let  $\{x_1, \dots, x_N\}$  denote generators of height less than that of  $a$  in increasing height order and let  $\{y_1, \dots, y_M\}$  denote generators of height greater than that of  $b$  in increasing height order. Note that, since  $\partial$  lowers height,  $\partial y_j$  does not contain any generators  $y_k$  with  $k \geq j$ .

It is possible to construct a dip in the plat diagram so that this ordering takes on the following form. Suppose the strand  $k$  is pushed over strand  $l$ . Each  $x_j$  either lies to the left of the dip, or  $x_j = a_{nm}$  or  $b_{nm}$  with  $n - m \leq k - l$ . Similarly,  $y_j$  either lies to the right of the dip, or  $y_j = a_{nm}$  or  $b_{nm}$  with  $n - m > k - l$ .

The definition of the map  $\psi$  needs a *vector space* map  $H$  defined on  $S(\mathcal{A}')$  by:

$$H(w) = \begin{cases} 0 & w \in \mathcal{A}' \\ 0 & w = Q\beta R \text{ with } Q \in \mathcal{A}' \\ Q\beta R & w = Q\alpha R \text{ with } Q \in \mathcal{A}'. \end{cases}$$

Also write  $\partial b = a + v$ , where  $v$  is a sum of words consisting entirely of the letters  $x_1, \dots, x_N$ . Inductively define maps  $\psi_i$  on the generators of  $\mathcal{A}$  by:

$$\psi_0(w) = \begin{cases} \beta & w = b \\ \alpha + v & w = a \\ w & \text{otherwise} \end{cases}$$

and

$$\psi_i(w) = \begin{cases} y_i + H\psi_{i-1}(\partial y_i) & w = y_i \\ \psi_{i-1}(w) & \text{otherwise.} \end{cases}$$

That the resulting map  $\psi = \psi_M$  is a DGA isomorphism between  $\mathcal{A}$  and  $S(\mathcal{A}')$  was proven in [2].<sup>5</sup>

If there is an augmentation  $\varepsilon'$  on  $S(\mathcal{A}')$ , then  $\varepsilon = \varepsilon'\psi$  is an augmentation on  $\mathcal{A}$ . It is straightforward to see that  $\varepsilon(x_j) = \varepsilon'(x_j)$  and that:

$$(4) \quad \varepsilon(b) = \varepsilon'(\beta) \text{ and } \varepsilon(a) = \varepsilon'(v).$$

Recall that if  $|\beta| = 0$ , then  $\varepsilon'(\beta)$  may be chosen arbitrarily. In a plat diagram, there is a straightforward inductive condition to determine if  $\varepsilon$  will differ from  $\varepsilon'$  on a generator  $y_j$ :

**Lemma 3.2.** *After a type II move involved in making a dip in a plat diagram, suppose that  $\varepsilon(y_i)$  has been determined for all  $i < j$ . Then  $\varepsilon'(y_j) \neq \varepsilon(y_j)$  if and only if  $\varepsilon'(\beta) = 1$  and there exists an odd number of terms in  $\partial y_j$  that are of the form  $QaR$ , where  $Q, R \in \mathcal{A}'$ ,  $\varepsilon(Q) = 1$  and  $\varepsilon(R) = 1$ .*

*Proof.* Since

$$(5) \quad \psi(y_j) = y_j + H\psi(\partial y_j),$$

the augmentations  $\varepsilon$  and  $\varepsilon'$  disagree on  $y_j$  if and only if  $\varepsilon'(H\psi(\partial y_j)) \neq 0$ . The proof that the latter is equivalent to the second condition in the lemma proceeds by induction on  $j$ .

For  $j = 1$ , let  $P$  be the sum of terms in  $\partial y_1$  that do not contain  $a$ . Lemma 3.1 implies that  $\partial y_1$  has the form:

$$(6) \quad \partial y_1 = P + \sum_k Q_k a R_k,$$

---

<sup>5</sup>This appears to be slightly different from the map given in [2, 10]; it is not hard to check, however, that the definition is equivalent.

where  $Q_k, R_k \in \mathcal{A}'$ . Since the differential lowers height,  $P$  lies in the algebra generated by  $\{x_1, \dots, x_N, b\}$ . It follows that:

$$\begin{aligned} H\psi(\partial y_1) &= H(\psi(P) + \sum_k Q_k(\alpha + v)R_k) \\ &= \sum_k Q_k\beta R_k, \end{aligned}$$

since the  $Q_k\alpha R_k$  are the only terms containing  $\alpha$ . The lemma follows in this case. This argument also shows that  $\alpha$  does not appear in  $\psi(y_1)$ .

In general, write out  $\partial y_j$  as in equation (6). As before, the generator  $a$  only appears where indicated, and  $Q_k$  and  $R_k$  lie in the algebra generated by  $\{x_1, \dots, x_N, y_1, \dots, y_{j-1}\}$ . Inductively,  $\psi(y_i)$  does not contain  $\alpha$  for  $i < j$ , so the images of  $Q_k, R_k$ , and  $P$  under  $\psi$  do not contain  $\alpha$ . This implies that  $H\psi(Q_k\alpha) = \psi(Q_k)\beta$ . Computing as before, then,

$$(7) \quad H\psi(\partial y_j) = \sum_k \psi(Q_k)\beta\psi(R_k).$$

Once again, this implies that  $\alpha$  does not appear in  $\psi(y_j)$ , so this fact may be used inductively. The lemma now follows from (5), (7), and the fact that  $\varepsilon'\psi = \varepsilon$ .  $\square$

**3.3. Extension of the Ruling.** The heart of the proof of Theorem 1.2 extends ruling paths that start at a common left cusp over successive crossings to the right. In the Lagrangian projection that comes from resolving a plat diagram, label the crossings that correspond to crossings of the plat by  $q_1, \dots, q_n$ . The extension procedure has three parts: First, extend the ruling over  $q_j$ ; then place a dip between  $q_j$  and  $q_{j+1}$ ; and finally construct an augmentation  $\varepsilon_{j+1}$  on the DGA of the newly dipped diagram. The augmentations  $\varepsilon_{j+1}$  will have the following property:

**Property (R).** At any dip,  $a_{kl}$  is augmented if and only if the strands  $k$  and  $l$  are paired in the portion of the ruling between  $q_j$  and  $q_{j+1}$ .

The construction begins at the left cusps, where any ruling must pair paths incident to the same cusp. The first step is to construct  $\varepsilon_1$  on the diagram that results from placing a dip between the left cusps and  $q_1$ . Consider the type II move that pushes strand  $k$  over strand  $l$ , and use the notation for augmentations and generators that was set up around equation (4). There are three considerations that go into computing  $\varepsilon$  from  $\varepsilon'$ :

- (1) A choice for  $\varepsilon'(\beta)$  must be made. In this case, choose  $\varepsilon'(\beta) = 0$ ; it immediately follows from (4) that  $\varepsilon(b_{kl}) = 0$ .
- (2) The value of  $\varepsilon(a_{kl})$  is determined from  $\varepsilon'(v_{kl})$  via (4). In this case, Figure 8 shows that  $v_{kl}$  is a sum of words in  $b_{ij}$  (for  $(i, j) \prec (k, l)$ ) and contains a 1 if  $(k, l) = (2m, 2m+1)$  for some  $m$ . Since  $\varepsilon'(b_{ij}) = 0$  for all  $(i, j) \prec (k, l)$  by step (1), it is simple to compute  $\varepsilon'(v_{kl})$ , and

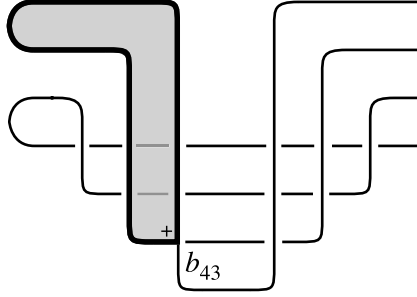


FIGURE 8. The dip next to the left cusp with an augmented disk in  $v_{43}$ .

hence  $\varepsilon(a_{kl})$ :

$$(8) \quad \varepsilon(a_{kl}) = \varepsilon'(v_{kl}) = \begin{cases} 1 & (k, l) = (2m, 2m + 1) \\ 0 & \text{otherwise.} \end{cases}$$

- (3) Finally, Lemma 3.2 is used to check if there are any “corrections” to other  $a_{ij}$  generators with  $(i, j) \prec (k, l)$  but  $i - j \geq k - l$ . In this case, since  $\varepsilon'(\beta) = 0$ , no such changes can occur.

At all stages, then, this process gives an augmentation that satisfies (8), and hence  $\varepsilon_1$  satisfies Property (R).

Now begin the extension procedure proper. At the crossing  $q_j$ , extend the ruling paths as follows: if  $\varepsilon_j(q_j) = 1$  and the ruling to the left of  $q_j$  matches the situation in configurations (a), (b), or (c) in Figure 4, then there is a switch at  $q_j$ . Otherwise, there is no switch. By construction, the ruling paths have only (graded or  $\rho$ -graded) normal switches.

The next part of the extension procedure is to understand the augmentation  $\varepsilon_{j+1}$  that results from the construction of a dip between  $q_j$  and  $q_{j+1}$  using the three steps above. The choice of augmentations on the  $\beta$  generators in step (1) should lead to  $\varepsilon_{j+1}$  satisfying Property (R) if  $\varepsilon_j$  does. The exact choice of augmentations depends on  $\varepsilon_j(q_j)$  and the configuration of the ruling near the crossing  $q_j$ .

First, suppose that  $\varepsilon_j(q_j) = 0$  and consider the Type II move that pushes strand  $k$  over strand  $l$ . For step (1), choose  $\varepsilon'(\beta) = 0$ .

For step (2), consider  $\varepsilon'(v_{kl})$ . Since neither  $q_j$ , nor any crossing in the  $b$ -lattice, is augmented, the only totally augmented disks in  $v_{kl}$  have a positive corner at  $b_{kl}$  and a single augmented negative corner in the  $a$ -lattice to the left of  $q_j$ ; see Figure 9. If such a disk exists, the negative corner must occur where two ruling strands cross each other, since  $\varepsilon'$  satisfies property (R) on the  $a$ -lattice to the left. The facts that  $q_j$  is not switched in the ruling and that there are no other corners on the disk imply that  $b_{kl}$  — and hence  $a_{kl}$  — must also be crossings of ruling strands. Thus,  $\varepsilon'(v_{kl}) = \varepsilon(a_{kl}) = 1$  if and only if  $k$  and  $l$  are paired in the ruling.

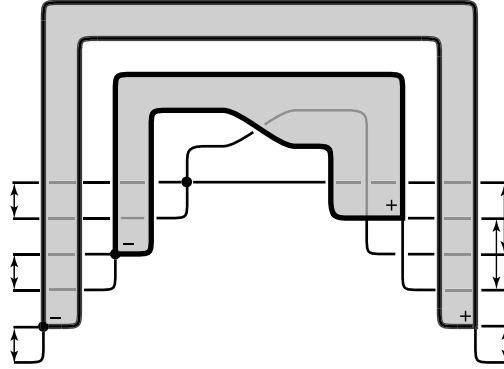


FIGURE 9. In the case that  $\varepsilon_j(q_j) = 0$ , the only totally augmented disks in  $v_{kl}$  have a positive corner at  $b_{kl}$  and a single augmented negative corner in the  $a$ -lattice to the left of  $q_j$ . The filled dots represent augmented corners, and the arrows represent strands paired in the ruling.

Finally, since  $\varepsilon'(\beta) = 0$ , Lemma 3.2 shows that there are no corrections to the augmentations of  $a_{ij}$  for  $(i, j) \prec (k, l)$ . Thus, the previous paragraph shows that  $\varepsilon_{j+1}$  satisfies property (R).

From now on, assume that  $\varepsilon_j(q_j) = 1$ ; the proof will examine each configuration in Figure 4 in turn. For configuration (a), suppose that the strands  $i$  and  $i+1$  cross and that these strands are paired with  $L$  and  $K$ , respectively. That is,  $K > i+1 > i > L$ . Divide the dipping process into three parts:

$(k, l) \prec (i+1, i)$ : Choose  $\varepsilon'(\beta) = 0$ . To determine  $\varepsilon(a_{kl})$ , consider totally augmented disks in  $v_{kl}$ . As before, the leftmost negative corner of a totally augmented disk must involve strands paired in the ruling. If neither  $k$  nor  $l$  is a crossing strand, then, as above,  $\varepsilon'(a_{kl}) = \varepsilon(a_{kl}) = 1$  if and only if  $k$  and  $l$  are paired in the ruling. Otherwise, Figure 10 shows that there is one totally augmented disk in each of  $v_{i+1, L}$  and  $v_{i, L}$ . Thus,

$$(9) \quad \varepsilon(a_{i+1, L}) = \varepsilon(a_{i, L}) = 1.$$

Since  $\varepsilon'(\beta) = 0$ , there are no corrections to the augmentations of previously constructed crossings in the  $a$ -lattice.

$(k, l) = (i+1, i)$ : First, note that  $|b_{i+1, i}| = 0$  if the augmentation is graded: the Maslov indices of the crossing strands must agree, and  $b_{i+1, i}$  involves the crossing strands. A similar fact holds for a  $\rho$ -graded augmentation. Hence, it is possible to choose  $\varepsilon'(\beta) = 1$ ; it follows that  $\varepsilon(b_{i+1, i}) = 1$  as well.

It is easy to see that  $v_{i+1, i} = 0$ , so  $\varepsilon(a_{i+1, i}) = 0$ . There is one correction to consider. The disk in Figure 11 contributes the term  $a_{i+1, i}a_{i, L}$  to  $\partial a_{i+1, L}$ . This is the only disk with a negative corner at  $a_{i+1, i}$  whose other negative corners are augmented since  $a_{i, L}$  is the

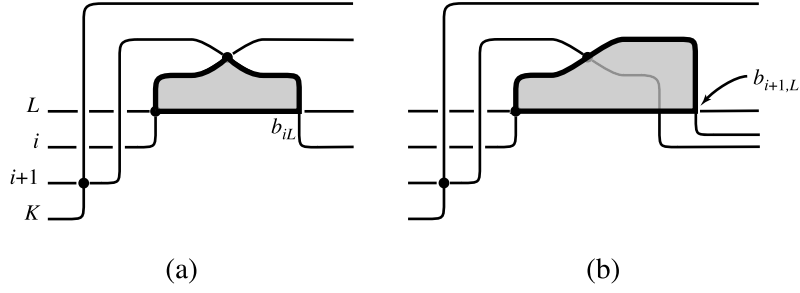


FIGURE 10. The totally augmented disks in (a)  $v_{iL}$  and (b)  $v_{i+1,L}$  in the proof of property (R) for configuration (a).

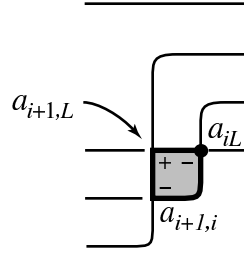


FIGURE 11. The correction disk in the proof of property (R) for configuration (a).

only crossing involving strand  $L$  that is augmented. Equation (9) shows that  $\varepsilon(a_{i+1,L}) = \varepsilon(a_{iL}) = 1$ , so Lemma 3.2 implies that

$$(10) \quad \varepsilon(a_{i+1,L}) = 0.$$

Thus, the augmentation on all crossings created up to this point satisfies property (R).

$(k, l) \succ (i+1, i)$ : Choose  $\varepsilon'(\beta) = 0$ . As in the case of  $(k, l) \prec (i+1, i)$ , if neither strand is a crossing strand, then the augmentation for  $a_{kl}$  matches the augmentation in the  $a$ -lattice to the left. On the other hand, Figure 12 shows that there is a single totally augmented disk in  $v_{K,i+1}$  and two totally augmented disks in  $v_{Ki}$ . Thus,

$$(11) \quad \varepsilon(a_{K,i+1}) = 1 \quad \text{and} \quad \varepsilon(a_{Ki}) = 0.$$

Since  $\varepsilon'(\beta) = 0$ , there are no corrections to the augmentations of previously constructed crossings in the  $a$ -lattice.

The end result is an augmentation that satisfies property (R) on the new  $a$ -lattice: for crossing strands, equations (9, 10, 11) show that only  $a_{iL}$  and  $a_{K,i+1}$  are augmented; otherwise, the augmentation is simply transferred from the  $a$ -lattice to the left.

The next case to consider is configuration (b). Again, suppose that the crossing strands are  $i$  and  $i+1$ , paired with  $K$  and  $L$ , respectively, so that



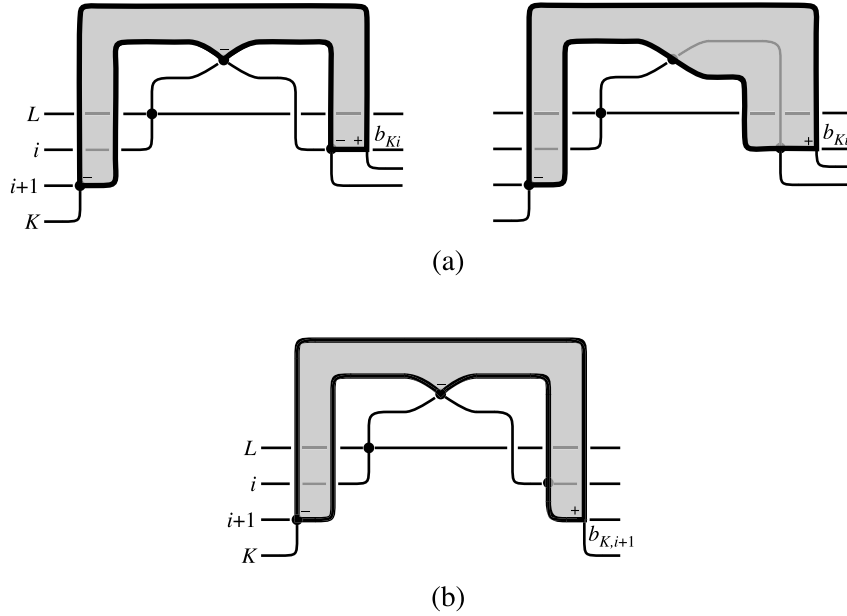


FIGURE 12. (a) The two totally augmented disks in  $v_{K,i}$  and (b) the totally augmented disk in  $v_{K,i+1}$  in the proof of property (R) for configuration (a).

$i + 1 > i > K > L$ . This time, the dipping process should be divided into five steps:

- $(k, l) \prec (K, L)$ : As in the first case in configuration (a), set  $\varepsilon'(\beta) = 0$  and transfer the augmentations from the  $a$ -lattice on the left.
- $(k, l) = (K, L)$ : Note that  $|b_{KL}| = 0$  for a graded augmentation: the crossing strands have the same Maslov index, and hence so do the companion strands since they both lie below their corresponding crossing strands. Thus, it is possible to set  $\varepsilon'(\beta) = 1$ , and hence obtain  $\varepsilon(b_{KL}) = 1$ .

Since  $K$  and  $L$  are not paired in the ruling and are not crossing strands,  $\varepsilon'(v_{KL}) = 0$ , so  $\varepsilon(a_{KL}) = 0$ . Further, there are no corrections, as any disk in the  $a$ -lattice with a negative corner at  $a_{KL}$  must have an augmented negative corner of the form  $a_{L*}$  (see Figure 11). Since  $L$  is paired with  $i$ , the only augmented crossing of this form has yet to appear in the dip.

- $(K, L) \prec (k, l) \prec (i + 1, i)$ : Set  $\varepsilon'(\beta) = 0$ . There are several augmented disks contributing to  $v_{kl}$ ; see Figure 13:

- Two for  $v_{iL}$ , and hence  $\varepsilon(a_{iL}) = 0$ . Note that one of these disks uses the fact that  $\varepsilon(b_{KL}) = 1$ .
- One for  $v_{iK}$ , and hence  $\varepsilon(a_{iK}) = 1$ .
- One for  $v_{i+1,L}$ , and hence  $\varepsilon(a_{i+1,L}) = 1$ . Note that the existence of this disk relies on the fact that  $\varepsilon(b_{KL}) = 1$ .

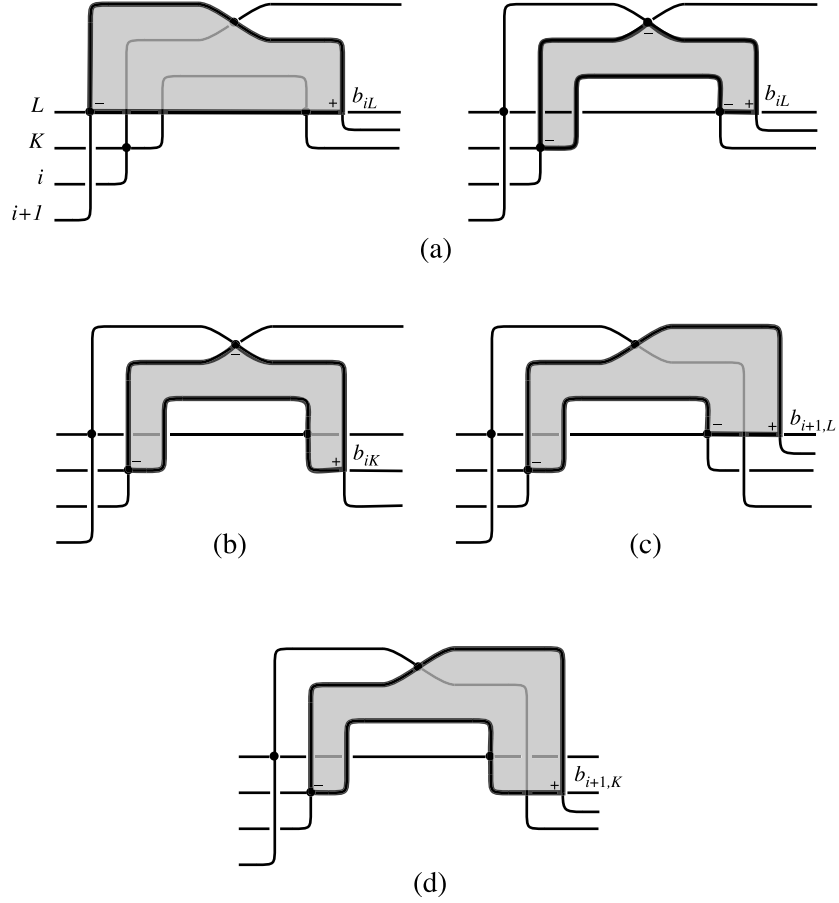


FIGURE 13. The totally augmented disks in (a)  $v_{iL}$ , (b)  $v_{iK}$ , (c)  $v_{i+1,L}$ , and (d)  $v_{i+1,K}$  in the proof of property (R) for configuration (b).

- One for  $v_{i+1,K}$ , and hence  $\varepsilon(a_{i+1,K}) = 1$ .

Since  $\varepsilon'(\beta) = 0$ , there are no corrections at this stage.

$(k, l) = (i + 1, i)$ : Set  $\varepsilon'(\beta) = 1$ . As usual,  $\varepsilon'(v_{i+1,i}) = 0$ , so  $\varepsilon(a_{i+1,i}) = 0$ . There is one correction in this case: since one term in  $\partial a_{i+1,K}$  is  $a_{i+1,i}a_{iK}$ , Lemma 3.2 implies that  $\varepsilon(a_{i+1,K})$  changes to 0.

$(k, l) \succ (i + 1, i)$ : Set  $\varepsilon'(\beta) = 0$ . As in the final case in configuration (a), the augmentation is simply transferred from the the dip on the left.

In sum, the augmentation on the new dip satisfies property (R): for crossing strands, only  $a_{i+1,L}$  and  $a_{iK}$  are augmented; otherwise, the augmentation is simply transferred from the  $a$ -lattice to the left.

Configuration	Augmented Generators
a	Crossing
b,c	Crossing and companion
d	None
e,f	Companion

TABLE 1. Which  $\beta$  generators are augmented in each configuration (with  $\varepsilon_j(q_j) = 1$ )?

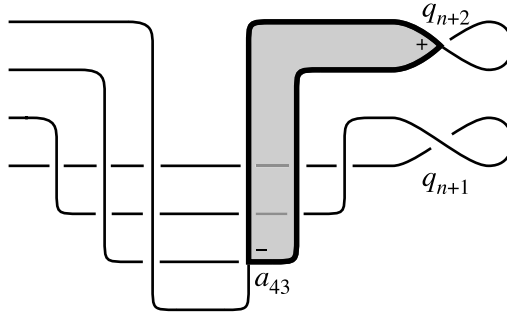


FIGURE 14. The dip next to the right cusp with the disk that gives the  $a_{21}$  term in  $\partial q_{n+1}$ .

The arguments for the other configurations is similar; see Table 1 for a list of which  $\beta$  generators to augment in each case. This completes the extension of the ruling and of  $\varepsilon_j$  over a dip.

As mentioned above, the proof of Theorem 1.2 will be complete if the paired ruling paths match at the right cusps. This holds true if and only if, in the dip just to the left of the right cusps,  $a_{2k,2k-1}$  is augmented for  $k = 1, \dots, c$ . As shown in Figure 14, the differential of the  $k^{th}$  right cusp in the dipped diagram is:

$$\partial q_{n+k} = 1 + a_{2k,2k-1}.$$

Since  $\varepsilon_1$  satisfies property (R), the inductive extension argument above shows that  $\varepsilon_n$  does as well. The fact that  $\varepsilon_n$  is a genuine augmentation implies that  $a_{2k,2k-1}$  is augmented. Theorem 1.2 follows since  $\varepsilon_n$  obeys property (R).

*Remark.* The proof can be refined to give an algorithm for constructing a ruling from the augmentation, and can even be carried out without passing to the dipped diagram. As in the proof, the idea is to extend the ruling over a crossing  $q_j$  given the value  $\varepsilon_j(q_j)$ . Before, it was not necessary to explicitly find these values, but it *is* possible to determine them.

The key to finding  $\varepsilon_j(q_k)$  for  $k > j$  is Lemma 3.2. Disks of the form  $QaR$ , where  $Q, R \in \mathcal{A}'$ , appear in the original plat as disks with a positive corner at  $q_k$ , negative corners at  $Q$  and  $R$ , and a line segment to the right of  $q_j$  that joins the crossing strands (if the  $\beta$  generator at the crossing is augmented)

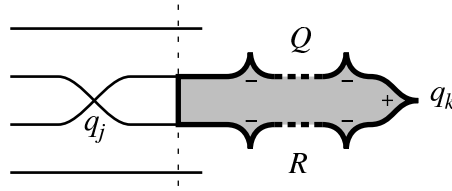


FIGURE 15. A schematic picture of a disk that contributes to changing  $\varepsilon_{j+1}(q_k)$  in configuration (a).

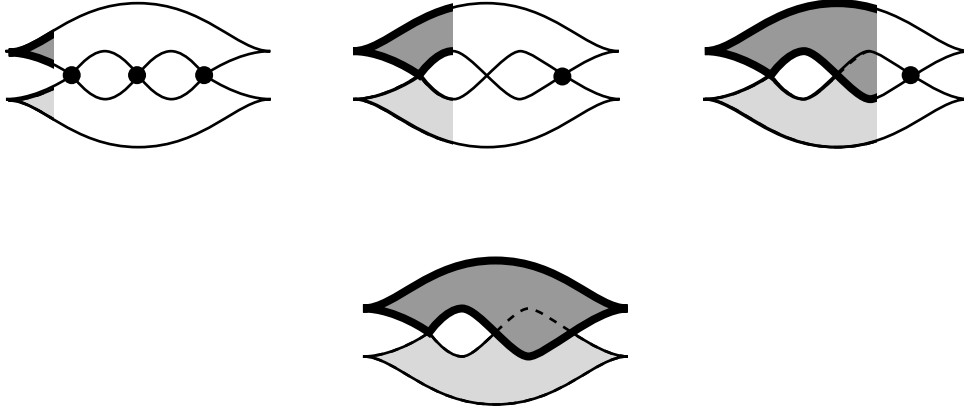


FIGURE 16. The result of carrying out the procedure in this section on the trefoil with the augmentation  $\varepsilon_3$  that sends all three crossings of degree 0 to 1.

or the companion strands (if the corresponding  $\beta$  generator is augmented); see Figure 15. The value of  $\varepsilon_j(q_k)$  differs from that of  $\varepsilon_{j+1}(q_k)$  if there is an odd number of these disks with  $\varepsilon_{j+1}(Q) = 1$  and  $\varepsilon_{j+1}(R) = 1$ . If two  $\beta$  generators are augmented, then the procedure should be performed once for each  $\beta$  with the  $\beta$  between the lower-numbered strands going first.

Figure 16 demonstrates the procedure on the trefoil with the augmentation that marks all three crossings of degree 0. Note that all of the disks involved in adjusting the augmentation have no negative corners, so  $Q$  and  $R$  are always 1 in Lemma 3.2, and the condition is easy to apply.

#### 4. ROTATION NUMBER AND RULINGS

This brief section contains the proof of Theorem 1.3. By Theorem 1.2, it suffices to prove that if an oriented front diagram of  $K$  has a 2-graded normal ruling then  $r(K) = 0$ .

It is easy to check that the strands at a crossing with even grading are both oriented to the left or both to the right. This implies that the boundary of a disk in a graded normal ruling inherits a coherent orientation from the knot, and hence that each disk pairs an upward (resp. downward) right cusp

with a downward (resp. upward) left cusp. Thus,

$$\begin{aligned}
 2r(K) &= \# \text{down cusps} - \# \text{up cusps} \\
 &= \# \text{down right cusps} - \# \text{up left cusps} \\
 &\quad + \# \text{down left cusps} - \# \text{up right cusps} \\
 &= 0.
 \end{aligned}$$

## REFERENCES

1. D. Bennequin, *Entrelacements et equations de Pfaff*, Asterisque **107–108** (1983), 87–161.
2. Yu. Chekanov, *Differential algebra of Legendrian links*, Invent. Math. **150** (2002), 441–483.
3. ———, *Invariants of Legendrian knots*, Proceedings of the International Congress of Mathematicians, Vol. II (Beijing, 2002) (Beijing), Higher Ed. Press, 2002, pp. 385–394.
4. Yu. Chekanov and P. Pushkar, *The combinatorics of fronts of Legendrian knots*, Preprint., 2004.
5. T. Ekhholm, J. Etnyre, and M. Sullivan, In preparation.
6. Y. Eliashberg and M. Fraser, *Classification of topologically trivial Legendrian knots*, Geometry, topology, and dynamics (Montreal, PQ, 1995), Amer. Math. Soc., Providence, RI, 1998, pp. 17–51.
7. Y. Eliashberg, A. Givental, and H. Hofer, *Introduction to symplectic field theory*, Geom. Funct. Anal. (2000), no. Special Volume, Part II, 560–673, GAFA 2000 (Tel Aviv, 1999).
8. J. Etnyre, *Legendrian and transversal knots*, To appear in the Handbook of Knot Theory, 2003.
9. J. Etnyre and K. Honda, *Knots and contact geometry*, J. Symplectic Geom. **1** (2002), no. 1, 63–120.
10. J. Etnyre, L. Ng, and J. Sabloff, *Invariants of Legendrian knots and coherent orientations*, J. Symplectic Geom. **1** (2002), no. 2, 321–367.
11. D. Fuchs, *Chekanov-Eliashberg invariant of Legendrian knots: existence of augmentations*, J. Geom. Phys. **47** (2003), no. 1, 43–65.
12. D. Fuchs and T. Ishkhanov, *Invariants of Legendrian knots and decompositions of front diagrams*, Moscow Math. J. (2004), To appear.
13. K. Fukaya and Y.-G. Oh, *Zero-loop open strings in the cotangent bundle and Morse homotopy*, Asian J. Math. **1** (1997), no. 1, 96–180.
14. L. Ng, *Computable Legendrian invariants*, Topology **42** (2003), no. 1, 55–82.
15. ———, *Knot and braid invariants from contact homology i*, Available on arXiv as math.GT/0302099, 2003.
16. L. Ng and L. Traynor, *Legendrian solid-torus links*, Available on arXiv as math.SG/0407068, 2004.
17. J. Sabloff, *Invariants for Legendrian knots from contact homology*, In preparation.
18. L. Traynor, *Generating function homology for Legendrian links*, Geom. and Top. **5** (2001), 719–760.
19. Ke Zhu, *Degeneration of the moduli space of j-holomorphic discs and legendrian contact homology*, Ph.D. thesis, Stanford University, 2004.

HAVERFORD COLLEGE, HAVERFORD, PA 19041

E-mail address: jsabloff@haverford.edu