

Electron Scattering on ^3He - a Playground to Test Nuclear Dynamics *

W. Glöckle

*Institut für Theoretische Physik II,
Ruhr Universität Bochum, D-44780 Bochum, Germany*

J. Golak, R. Skibiński, H. Witała

*M. Smoluchowski Institute of Physics,
Jagiellonian University, PL-30059 Kraków, Poland*

H. Kamada

*Department of Physics, Faculty of Engineering,
Kyushu Institute of Technology, 1-1 Sensuicho,
Tobata, Kitakyushu 804-8550, Japan*

A. Nogga

Institute for Nuclear Theory, University of Washington, Seattle, WA 98195-1550, USA

Abstract

The big spectrum of electron induced processes on ^3He is illustrated by several examples based on Faddeev calculations with modern nucleon-nucleon and three-nucleon forces as well as exchange currents. The kinematical region is restricted to a mostly nonrelativistic one where the three-nucleon c.m. energy is below the pion production threshold and the three-momentum of the virtual photon is sufficiently below the nucleon mass. Comparisons with available data are shown and cases of agreement and disagreement are found. It is argued that new and precise data are needed to systematically check the present day dynamical ingredients.

*Presented at 6th Workshop on “e-m induced Two-Hadron Emission”, Pavia, 2003

I. INTRODUCTION

If one chooses such energy and momenta of the virtual photon that the three-nucleon (3N) c.m. energy in the final state is below the pion production threshold and the total 3N momentum remains sufficiently well below the nucleon mass, a nonrelativistic approach is well justified. In that kinematical region nucleon-nucleon (NN) forces are well tuned to the data. Also 3N forces are adjusted to the binding energy of the ^3H nucleus. In principle the interplay of those two types of dynamical ingredients can and should be tested via the rich set of 3N scattering observables. A successful test would guarantee a correct description of the final state interaction for electron induced inelastic processes on ^3He . It would also provide confidence that the ^3He bound state wave function is reliable. Those tests are still going on using nucleon-deuteron (Nd) elastic scattering and breakup reactions. Though overall one can say already now [1] that the great bulk of the existing 3N scattering data is quite well described by the present day force models, the situation, however, is by far not ideal because the 3N force properties are still rather unsettled now [2]. If such an ideal situation of a successful description of 3N scattering observables was reached, the only new dynamical ingredients in electron scattering on ^3He would be the electromagnetic nucleonic current operators. Nowadays they still pose a serious challenge and a generally sound parametrization has not yet been achieved. In such a situation combined efforts, in the pure 3N sector and in electron induced processes, appear advisable to forward and to lay a solid ground of data.

As an introductory illustrative example for electron induced processes on ^3He we would like to use the asymmetry A in inclusive scattering of a polarized electron beam on a polarized ^3He target. We show that its description requires the full list of dynamical ingredients. In Fig. 1 A is displayed as a function of the photon energy ω . We see the result of an often used approximation (dashed-dotted line) in which the photon is absorbed by just one nucleon and the two spectator nucleons interact in first order in the NN t -operator. (This corresponds to the standard approximation leading to the widely used concept of the spectral function). Apparently for that observable this is by far not sufficient and the final state interaction among all three nucleons is essential. It shifts the theory significantly downwards. Allowing in addition that the photon is absorbed by two-nucleon currents causes an additional shift and even effects of 3N forces are visible. This example clearly illustrates that there are

observables for electron scattering on ^3He , which reflect the various dynamical ingredients in a sensitive manner. As we shall see below this observable allows to extract the magnetic form factor of the neutron, the extracted value of which would be very unreliable if simple minded approximations in the analysis were used.

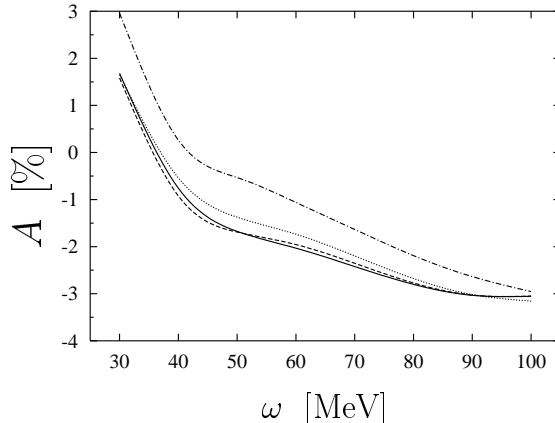


FIG. 1: The asymmetry A against the energy transfer ω for $q^2 = 0.1 \text{ (GeV/c)}^2$. The curves describe results based on the approximate treatment of FSI (see text) (dash-dotted line), the results under full inclusion of FSI but without MEC (dotted line), the full calculations including MEC (dashed line) and the full calculations which incorporate both π - and ρ -like MEC [6] and 3N force (here Urbana IX [9]) effects (solid line). AV18 [5] is used as the NN potential.

In Sect. II we briefly review our theoretical framework. Then in Sect. III we display various observables for electron induced processes on ^3He which show both, agreement and disagreement with theory. The need for additional data is pointed out to challenge the present day theory in a more specific and systematic manner than, we think, it has been done up to now. We end with an outlook in Sect. IV.

II. THEORETICAL FRAMEWORK

The central quantities in the description of electron induced processes are the nuclear matrix elements:

$$N^\mu \equiv \langle \Psi_f^{(-)} | j^\mu(\vec{Q}) | \Psi_{^3\text{He}}^{\theta^* \phi^*} \rangle. \quad (1)$$

They are composed of the polarized ^3He target state, the components $j_\mu(\vec{Q})$ of the current operator and the final 3N scattering state $\langle \Psi_f^{(-)} |$ with asymptotic momenta and spin

quantum numbers f . For proton-deuteron (pd) breakup these are the proton and deuteron momenta and their spin magnetic quantum numbers, and for the full breakup the three final nucleon momenta and again their spin magnetic quantum numbers. In the latter case one has to add the isospin labels. The initial ${}^3\text{He}$ spin direction is determined by the angle θ^* with respect to the photon momentum \vec{Q} and by the azimuthal angle ϕ^* in relation to the scattering plane formed by the initial and final electron momenta.

The ${}^3\text{He}$ state is nowadays for instance a straight solution [24] of the Faddeev equation

$$\psi = G_0 t P \psi + G_0 (1 + t G_0) V_4^{(1)} (1 + P) \psi, \quad (2)$$

where the Faddeev component ψ determines the full state via

$$\Psi_{3\text{He}} = (1 + P) \psi. \quad (3)$$

The ingredients are the free 3N propagator G_0 , the NN t -operator generated via the Lippmann-Schwinger equation from any modern NN interaction and a suitably chosen permutation operator P [25]. Further $V_4^{(1)}$ is one of the three parts of a 3N force into which any 3NF can be decomposed. We assume here that the t -operator acts in the pair 23 and that $V_4^{(1)}$ is the part of the three-nucleon force which is symmetrical under exchange of particles 2 and 3.

It is advisable not to evaluate the scattering states separately but to redirect the action of the Möller wave operator towards the current and the target state. This leads [3] to the following form of the nuclear matrix element

$$N^\mu = \langle \psi_f | U^\mu \rangle, \quad (4)$$

where the auxiliary state $|U^\mu\rangle$ obeys the Faddeev-like integral equation

$$\begin{aligned} |U^\mu\rangle &= (1 + P) j^\mu(\vec{Q}) | \Psi_{3\text{He}} \rangle \\ &+ P t G_0 |U^\mu\rangle + (1 + P) V_4^{(1)} G_0 (t G_0 + 1) |U^\mu\rangle. \end{aligned} \quad (5)$$

$|\psi_f\rangle$ is a known channel-dependent state, which for the pd case is just the deuteron state together with a plane wave for the third particle, $|\psi_f^{pd}\rangle = |\phi_d \vec{q}\rangle$. For the complete three-body breakup it is given as $|\psi_f^{3N}\rangle = (1 + G_0 t) |\phi_0\rangle$, with $|\phi_0\rangle$ being plane waves, antisymmetrized in the two-body subsystem, where t acts.

We see in Eq. (5) a similar type of Faddeev-like equation as for the bound state, but now there are singularities in t and G_0 , which have to be treated appropriately. This

equation is not suitable for numerical applications (except for forces of finite rank) because the permutation operator stands to the very left [4]. The equation can be rewritten to an appropriate form suitable for numerical implementation [3]. Here, in order to display the physical content of the matrix element it is, however, quite adequate. To that aim we iterate Eq. (5). In obvious notation it reads

$$|U^\mu\rangle = |U_0^\mu\rangle + K_{NN} |U^\mu\rangle + K_{3N} |U^\mu\rangle \quad (6)$$

and after iteration

$$\begin{aligned} |U^\mu\rangle = & |U_0^\mu\rangle + \\ & (K_{NN} + K_{3N}) |U_0^\mu\rangle + \\ & (K_{NN} + K_{3N})(K_{NN} + K_{3N}) |U_0^\mu\rangle + \dots \end{aligned} \quad (7)$$

The resulting terms building up N^μ are depicted in Fig. 2 for the case of complete breakup.

In general the series shown in Fig. 2 converges very slowly or even diverges [26, 36]. Therefore it is important to rely on the full solution of Eq. (5), which also guarantees that $\langle\Psi_f^{(-)}|$ and $|\Psi_{3\text{He}}\rangle$ are consistent solutions to the same 3N Hamiltonian.

For the current operator we use the standard nonrelativistic single nucleon piece and two-body currents of the π - and ρ - exchange type related to the AV18 NN force [5] as proposed by Riska [6]. In case of elastic electron scattering on ^3He the charge form factor is known [7] to be sensitive to an additional two-body density operator and we use the seagull terms from [8].

The formulation just presented is applicable for all sorts of inelastic electron induced processes on ^3He . In case of inclusive processes one can also use an alternative approach which is based on the closure relation. The generic form for a response function in inclusive processes is

$$\begin{aligned} R(\omega) &= \sum_f \left| \langle\Psi_f^{(-)} | \hat{O} | \Psi_i\rangle \right|^2 \delta(\omega + E_i - E_f) \\ &= \sum_f \langle\Psi_i | \hat{O}^\dagger | \Psi_f^{(-)}\rangle \delta(\omega + E_i - E_f) \langle\Psi_f^{(-)} | \hat{O} | \Psi_i\rangle \\ &= \sum_f \langle\Psi_i | \hat{O}^\dagger \delta(\omega + E_i - H) | \Psi_f^{(-)}\rangle \langle\Psi_f^{(-)} | \hat{O} | \Psi_i\rangle \\ &= \langle\Psi_i | \hat{O}^\dagger \delta(\omega + E_i - H) \hat{O} | \Psi_i\rangle \\ &= -\frac{1}{\pi} \Im \left(\langle\Psi_i | \hat{O}^\dagger \frac{1}{E + \epsilon - H} \hat{O} | \Psi_i\rangle \right), \end{aligned} \quad (8)$$

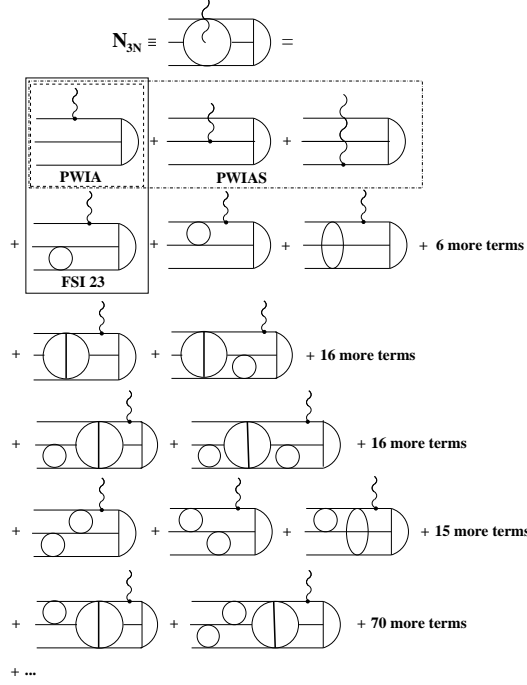


FIG. 2: Diagrammatic representation of the nuclear matrix element for the three-body electrodisintegration of ^3He . The open circles and ovals represent the two-body t -matrices. The big circles with a vertical line denote the action of $V_4^{(1)}$. Three horizontal lines between photon absorption and forces, and between forces describe free propagation. The half-moon symbol on the very right stands for ^3He .

where E is now the internal c.m. 3N energy. This suggests to define an auxiliary state

$$|\Psi_{\hat{O}}\rangle \equiv \frac{1}{E + \epsilon - H} \hat{O} |\Psi_i\rangle. \quad (9)$$

That auxiliary state $|\Psi_{\hat{O}}\rangle$ fulfills an inhomogeneous Schrödinger equation

$$(H - E) |\Psi_{\hat{O}}\rangle = \hat{O} |\Psi_i\rangle, \quad (10)$$

which can again be solved precisely by a Faddeev-like formulation. It results in

$$|\Psi_{\hat{O}}\rangle = G_0(1 + P)U, \quad (11)$$

where U obeys

$$U = (1 + tG_0)O^{(1)} |\Psi_i\rangle + tG_0PU + (1 + tG_0)V_4^{(1)}G_0(1 + P)U \quad (12)$$

and the operator \hat{O} has been decomposed as $\hat{O} = O^{(1)} + O^{(2)} + O^{(3)}$, which is always possible. We refer to [26] and to [27] where also the slightly more intricate case with polarized particles

is described. Again we would like to graphically illustrate the physical content, now for the final expression of Eq. (10). Iterating the Faddeev-like equation (12) for the quantity U one obtains the series of processes depicted in Fig. 3.

$$R(\omega) = -\frac{3}{\pi} \text{Im} \left\{ \begin{array}{l} \text{Diagram 1} + \text{Diagram 2} + \text{Diagram 3} \\ + \text{Diagram 4} + \text{Diagram 5} + \text{Diagram 6} + \dots \\ + \text{Diagram 7} + \text{Diagram 8} + \dots \\ + \text{Diagram 9} + \text{Diagram 10} + \dots \\ + \text{Diagram 11} + \text{Diagram 12} + \dots \\ + \text{Diagram 13} + \text{Diagram 14} + \dots \\ + \dots \end{array} \right\}$$

FIG. 3: The processes contributing to the inclusive response function $R(\omega)$ from Eq. (8), where \hat{O} is photon absorption on a single nucleon. Symbols as in Fig. 2.

Our numerical accuracy in the observables is of the order of one percent. It should also be noticed that all dynamical ingredients are fixed and no free parameters are used (except in the case that the neutron form factors are determined). If not otherwise stated we always use in this paper the AV18 NN force, the Urbana IX 3NF [9] and the currents as mentioned above.

Usually the vector part of N^μ is decomposed into a component parallel to the photon momentum \vec{Q} and one transversal to it, where the parallel component is eliminated with the help of the continuity equation in favor of the density matrix element N^0 . This leads to the standard expressions for the cross sections [10, 11] in terms of response functions R_i , the analytically known kinematical factors v_i , and the electron beam helicity h :

$$d\sigma = \sigma_{\text{Mott}} \frac{1}{(E_{e'})^2} \delta^4(P_f - P_i - Q) d^3k_{e'} d^3p_1 d^3p_2 d^3p_3 \\ [v_L R_L + v_T R_T + v_{TT} R_{TT} + v_{TL} R_{TL} + h(v_{TL'} R_{TL'} + v_{T'} R_{T'})]. \quad (13)$$

Thus the eightfold differential cross section $d^8\sigma/(dE_{e'}d\Omega_{e'}d\Omega_1d\Omega_2dE_1)$ for complete breakup reads

$$\frac{d^8\sigma}{dE_{e'}d\Omega_{e'}d\Omega_1d\Omega_2dE_1} = \\ \sigma_{\text{Mott}} [v_L R_L + v_T R_T + v_{TT} R_{TT} + v_{TL} R_{TL} \\ + h(v_{TL'} R_{TL'} + v_{T'} R_{T'})] \rho_f, \quad (14)$$

where the phase space factor ρ_f in terms of final nucleon laboratory momenta \vec{p}_i and the nucleon mass m is

$$\rho_f = \frac{mp_1 p_2^2}{\left| \frac{\vec{p}_2}{m} - \frac{\vec{p}_2 \cdot \vec{p}_3}{mp_2} \right|}. \quad (15)$$

Note that the matrix elements which appear in R_i in Eqs. (13) and (14) are calculated for a polarized initial ^3He state. If the final polarizations are not measured, we sum the response functions over the magnetic quantum numbers of the three final nucleons. In particular,

$$R_L \equiv \sum_{m_1, m_2, m_3} \left| N^0(\vec{p}_1, \vec{p}_2, \vec{p}_3; m_1, m_2, m_3; \nu_1, \nu_2, \nu_3; \theta^*, \phi^*) \right|^2, \quad (16)$$

where m_1, m_2, m_3 are spin magnetic quantum numbers, and ν_1, ν_2, ν_3 are isospin magnetic quantum numbers needed to identify the nucleons in the final state.

III. SELECTED OBSERVABLES

We will cover the various types of observables by selecting a few examples. A previous overview of similar type but based on less complete dynamical ingredients was given before in [12]. As emphasized in the introduction the kinematics is restricted such that a nonrelativistic treatment appears justified.

A. Elastic Electron Scattering

Figs. 4 and 5 display the charge and magnetic form factors in elastic electron scattering on ^3He and ^3H , respectively. The agreement with the data for the lower q -values is reasonable

but requires two-body densities for the charge form factors and two-body currents for the magnetic form factors. Here we are not worried about discrepancies at the higher q -values ($q \geq 3 \text{ fm}^{-1}$), where clearly relativistic effects have to be taken seriously into account.

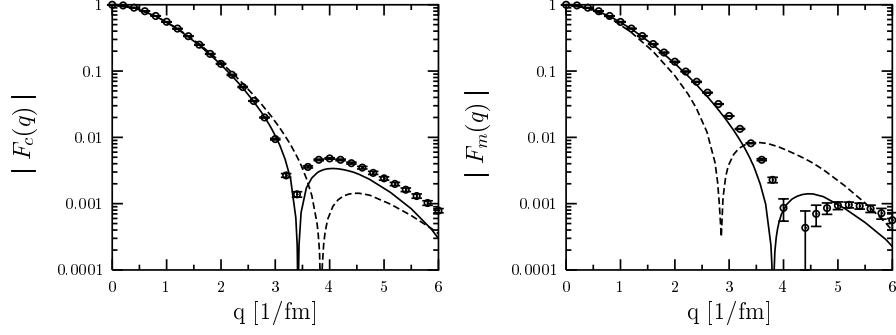


FIG. 4: The elastic charge ($|F_c(q)|$) and magnetic ($|F_m(q)|$) form factors of ^3He . The dashed lines correspond to the single nucleon current calculations. The results including MEC (and in the case of the charge form factor also the $(p/m)^2$ corrections) are shown with the solid line. The data are from [13].

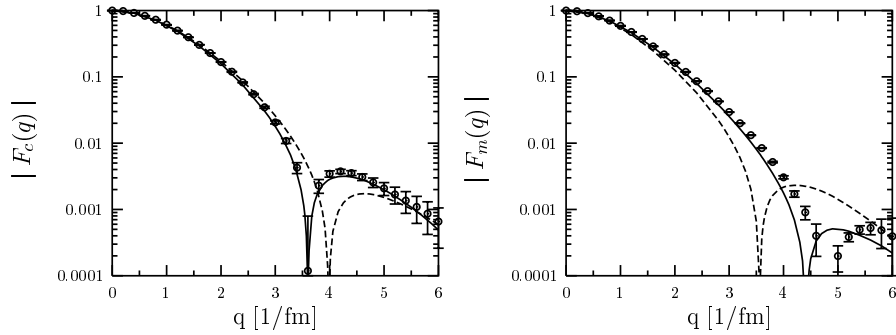


FIG. 5: The same as in Fig. 4 for ^3H .

B. Inclusive Electron Scattering

The response functions R_L and R_T are displayed in Figs. 6 and 7 for $Q= 300, 400, 500$, and 600 MeV/c . In addition to the curves shown in Fig. 1 we included now PWIA. This is the not symmetrized plane wave result, where the absorption of the photon takes place on just one nucleon by a single nucleon current (see Fig. 2.) Later on we also use

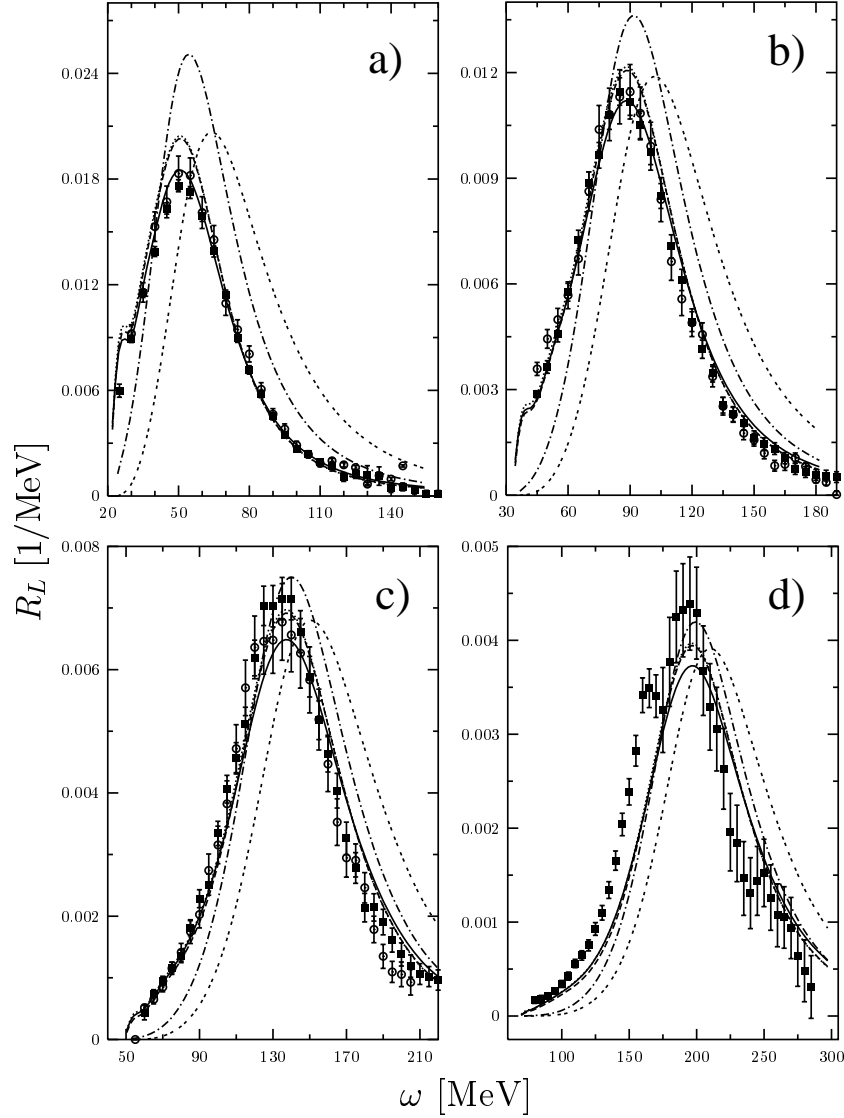


FIG. 6: The R_L response function against the energy transfer ω for $Q= 300$ (a), 400 (b), 500 (c), and 600 (d) MeV/c. The curves as in Fig. 1 except that the additional double-dashed line corresponds to the pure (not symmetrized) plane wave results. The data are from [14] (squares) and from [15] (open circles). The FSI and FSI+MEC curves essentially overlap.

symmetrized plane wave (PWIAS), where the photon is absorbed on all three nucleons by a single nucleon current operator but all final state interaction is still neglected. In the approximate treatment of FSI, called FSI23 for short, the nuclear matrix element is not antisymmetrized in the final state (which mathematically is identical to the assumption that the photon is absorbed only on one of the three nucleons, not in a symmetrized manner

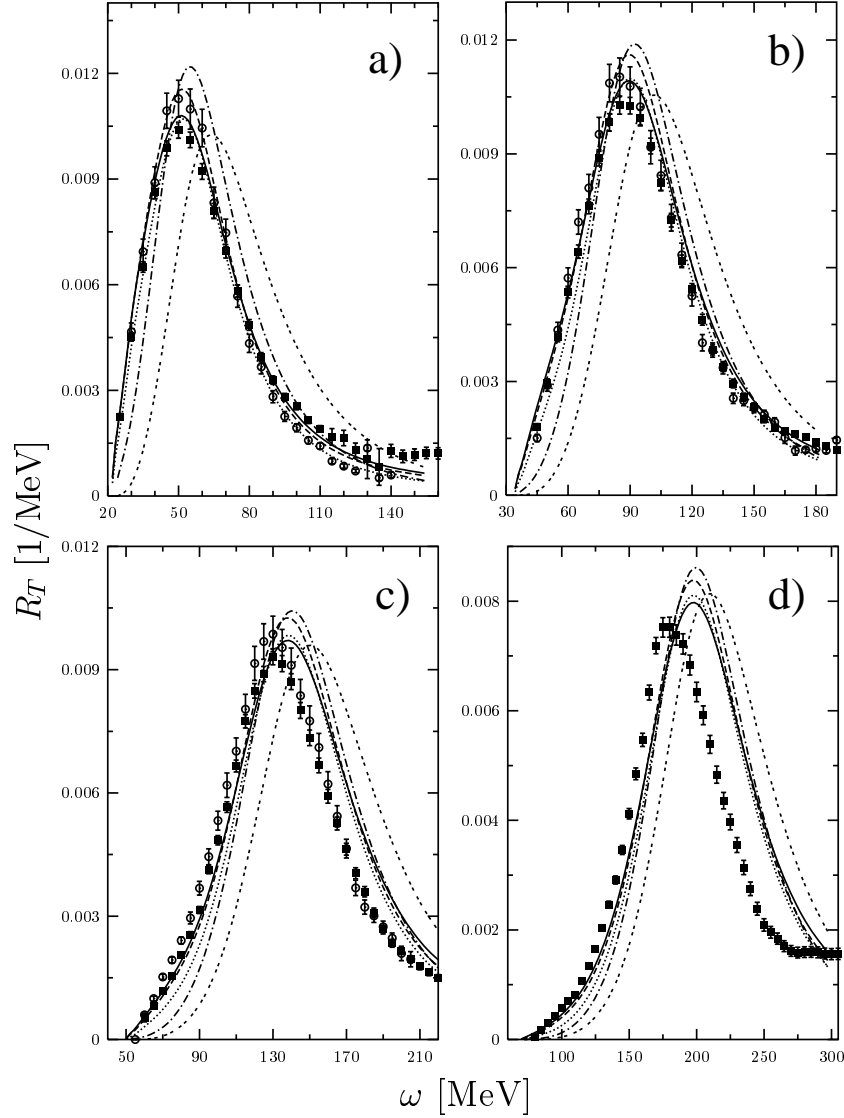


FIG. 7: The same as in Fig. 6 for the R_T response function.

on all three). FSI stands for the complete calculation with all final state interactions (exact 3N scattering state $\langle \Psi_f^{(-)} |$). The further curves for R_L in Fig. 6 allow for the additional action of the two-body density operator, and, finally on top of that we see the action of a 3NF. From the figure it is clear that PWIA and FSI23 are rather off. FSI is extremely important but misses the data. The contribution of the two-body density is marginal, but the action of the 3NF is quite substantial and leads to a nice agreement with the data at $Q=300$ and 400 MeV/c. At the higher Q -values relativity is needed. We expect that relativistic kinematics will shift theory to the right position.

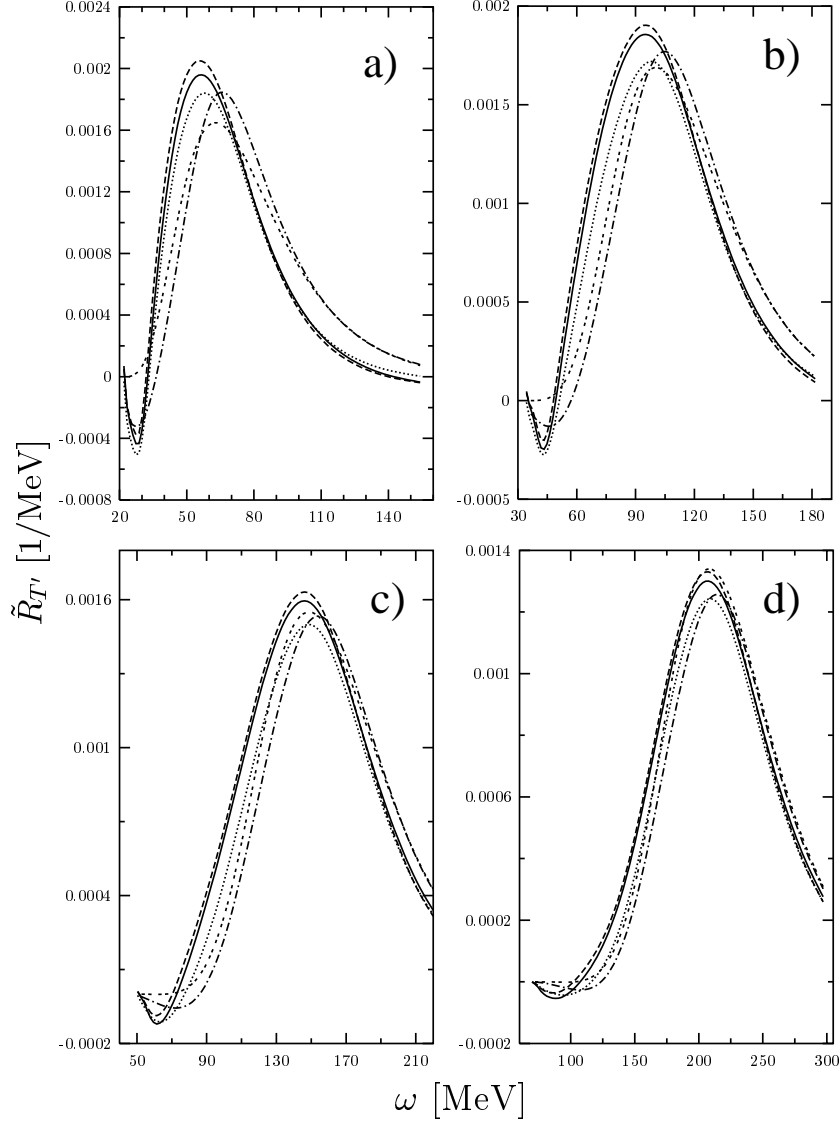


FIG. 8: The same as in Fig. 6 for the $\tilde{R}_{T'}$ response function.

In the case of R_T an interesting interplay between MEC's and 3NF effects occurs. While MEC-effects shift the FSI results upwards in the peak region, additional 3NF effects shift them down again. Unfortunately the two available data sets at $Q=300$ MeV/c are controversial and do not allow to decide about agreement or disagreement between the theory and the data. In view of that interesting interplay precise new data in the peak region would be very desirable. On the theory side, it would be interesting to investigate the role of possible 3N currents related to the 3NF used. Also here relativistic kinematics is required, at least at the two higher Q -values.

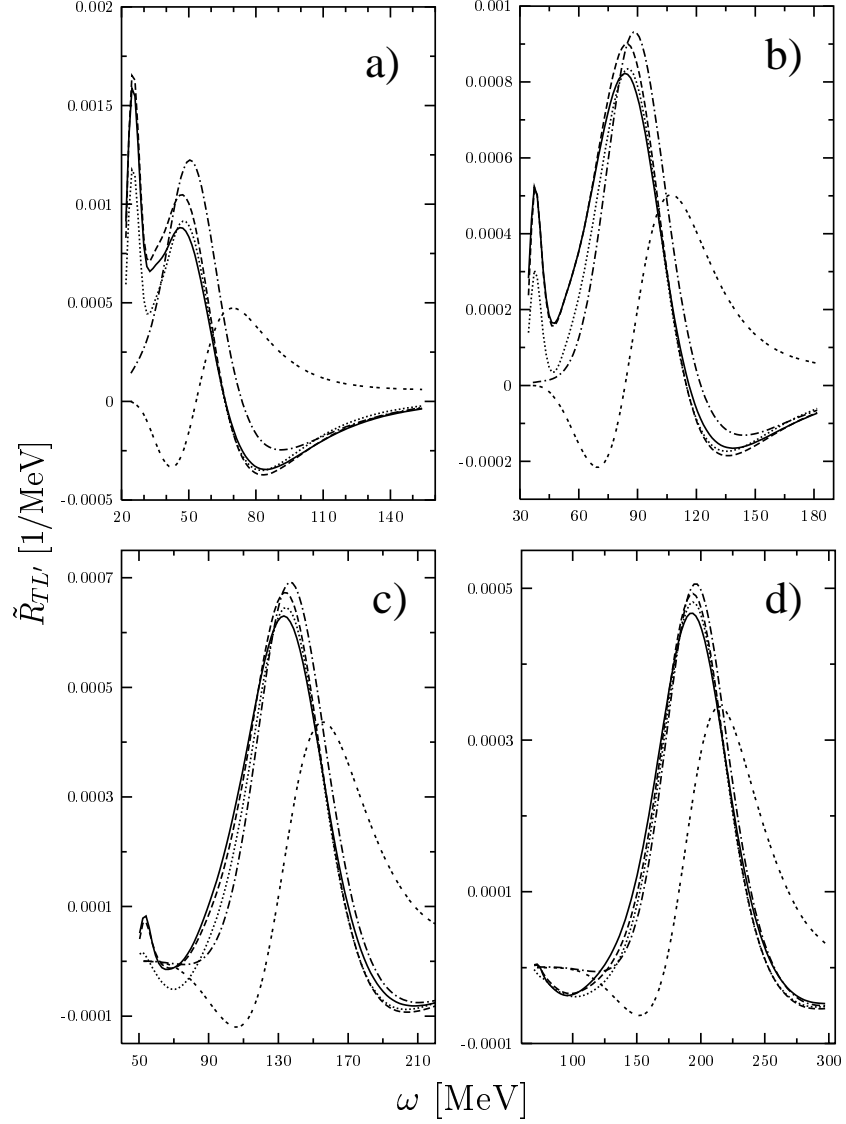


FIG. 9: The same as in Fig. 6 for the $\tilde{R}_{TL'}$ response function.

The two response functions going with the helicity of the polarized electron beam (occurring in Eq. (17)) are equally sensitive to FSI, MEC and 3NF effects and are displayed in Fig. 8 and 9. While for $\tilde{R}_{T'}$ MEC and 3NF effects move the pure FSI result in the same direction the opposite is true for $\tilde{R}_{TL'}$. In that response function the various effects are quite pronounced and one sees a strong ω dependent structure. Therefore data would be extremely valuable to test all the dynamical ingredients.

Some experimental information is, however, already available in form of asymmetries

$$A \equiv \frac{\left. \frac{d^3\sigma}{d\Omega_{e'}dE'} \right|_{h=+1} - \left. \frac{d^3\sigma}{d\Omega_{e'}dE'} \right|_{h=-1}}{\left. \frac{d^3\sigma}{d\Omega_{e'}dE'} \right|_{h=+1} + \left. \frac{d^3\sigma}{d\Omega_{e'}dE'} \right|_{h=-1}} = -\frac{v_{T'}\tilde{R}_{T'}\cos\theta^* + v_{TL'}\tilde{R}_{TL'}2\sin\theta^*\cos\phi^*}{v_LR_L + v_TR_T} \quad (17)$$

This well known expression shows the explicit θ^* and ϕ^* dependence of A . In Fig. 10 we redisplay the theoretical results of Fig. 1 now with the data [16] taken around $\theta^* = 0^\circ$. This allowed us to extract the magnetic neutron form factor at two q^2 -values, 0.1 and 0.2

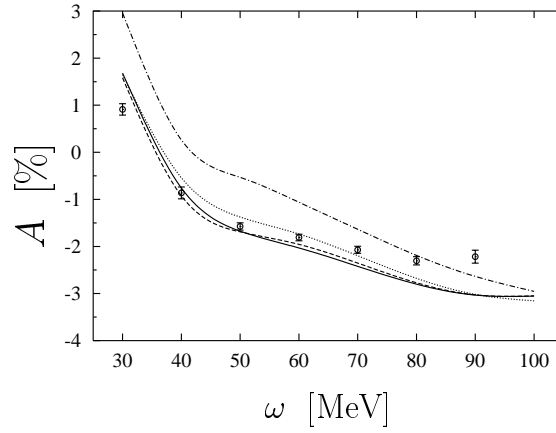


FIG. 10: The asymmetry A of Fig. 1 together with data from [16] for $q^2 = 0.1$ (GeV/c) 2 . Curves as in Fig. 1.

(GeV/c) 2 [16]. The well known property, $\tilde{R}_{T'} \propto (G_M^n)^2$, valid in PWIA [27], is lost if the full dynamics is acting, nevertheless sufficient sensitivity to G_M^n survives. The new results for G_M^n extracted from ^3He agree perfectly well with the values extracted from the deuteron [17] (see Fig. 11).

At the higher q^2 -values also measured in [16], our dynamical ingredients failed, which points to relativistic effects in kinematics and dynamics. In a following experiment [18] the formula (17) has been checked around $\theta^* = 135^\circ$, where both response functions contribute. The result is quite satisfying as shown in one example in Fig. 12. Nevertheless a systematic experimental study of $\tilde{R}_{T'}$ and $\tilde{R}_{TL'}$ is very much needed.

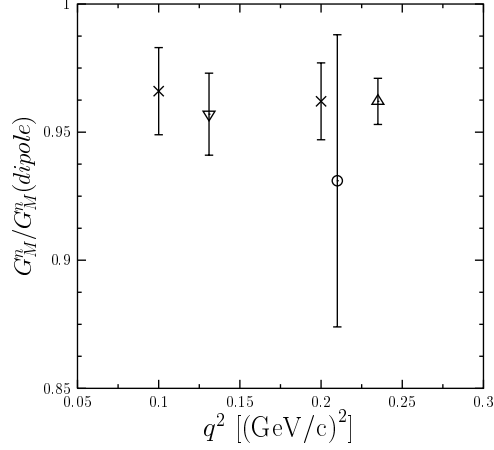


FIG. 11: G_M^n -values extracted from different measurements on the deuteron ([28] (∇), [29] (\triangle)) and on ^3He ([30] (\circ), [16] (\times)). For the sake of visibility the two deuteron results (∇ and \triangle) are shifted sideways but belong to $q^2 = 0.1$ and 0.2 (GeV/c)², respectively.

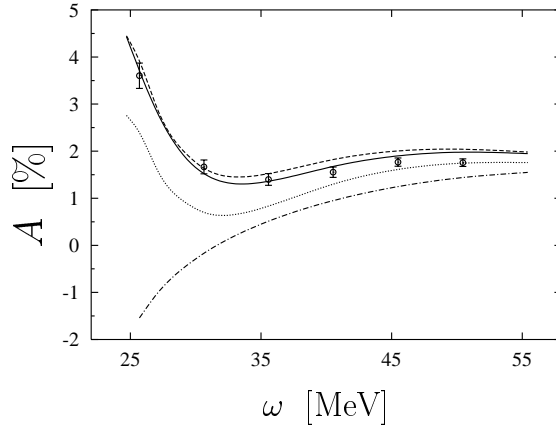


FIG. 12: The asymmetry A at $q^2 = 0.1$ (GeV/c)² around $\theta^* = 135^\circ$. The curves as in Fig. 10 are shown together with data from [18].

C. The pd-breakup of ^3He

The pd breakup process shows two prominent structures, the proton and deuteron knockout peaks. It is well known that in PWIA the process in parallel kinematics shown in Fig. 13 leads to a peak in the angular distribution of the proton, while the two processes shown in Fig. 14 lead to a peak in the angular distribution of the deuteron. The three diagrams together correspond to taking a fully antisymmetrized final state, which is denoted by PWIAS.

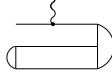


FIG. 13: The diagram corresponding to PWIA.

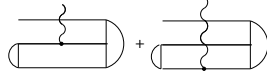


FIG. 14: The diagrams corresponding to the rest of PWIAS.

The diagram in Fig. 13 and the two in Fig. 14 contribute selectively either to one or to the other peak. It is of interest to investigate rescattering processes for both peaks. This is displayed in two kinematical examples in Figs. 15 and 16.

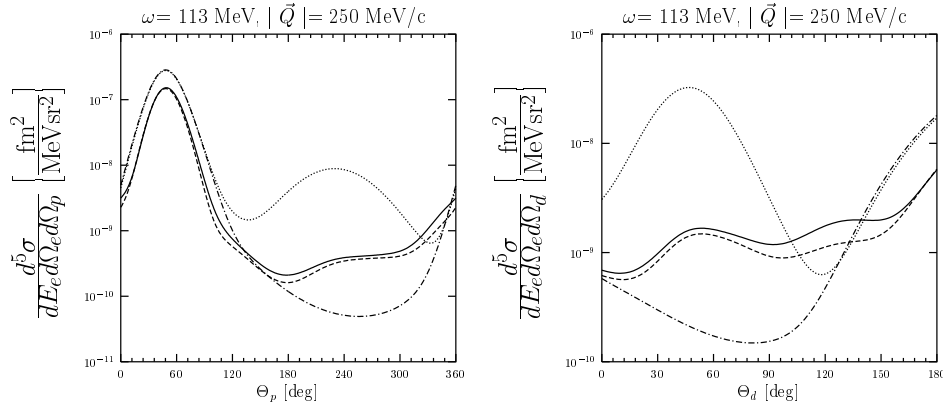


FIG. 15: The proton (left) and deuteron (right) angular distributions for the two-body breakup of ^3He . The curves depict PWIA (dash-dotted) and PWIAS (dotted) results, the full calculations without MEC (dashed) and the full calculations which incorporate both π - and ρ -like MEC (solid). AV18 is used as the NN potential.

For $Q = 250$ MeV/c we see in PWIA just the p-knockout peak around $\theta_p = 60^\circ$. PWIAS shows an additional peak around $\theta_p = 240^\circ$ but its two additional (beyond PWIA) diagrams do not contribute around 60° . The deuteron peak is clearly visible when plotted against the deuteron scattering angle θ_d . For the Q -value of Fig. 15 FSI effects are strongly visible in both peaks and also MEC effects to some extent. This is different at $Q = 431$ MeV/c (see Fig. 16), where only the deuteron peak is strongly affected by FSI whereas the p-peak can

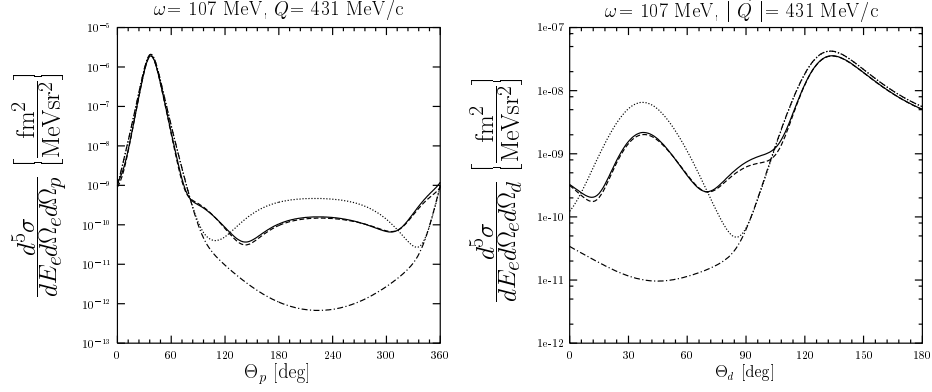


FIG. 16: The same as in Fig. 15 but for a different (ω, Q) pair.

be described quite well by the most simple process, PWIA. For that Q -value MEC-effects are nearly negligible.

It would be very desirable to measure both peak regions in one and the same experiment (the same virtual photon). To the best of our knowledge the two regions have only been investigated in separate experiments. We show one example in Fig. 17. Even for p-knockout

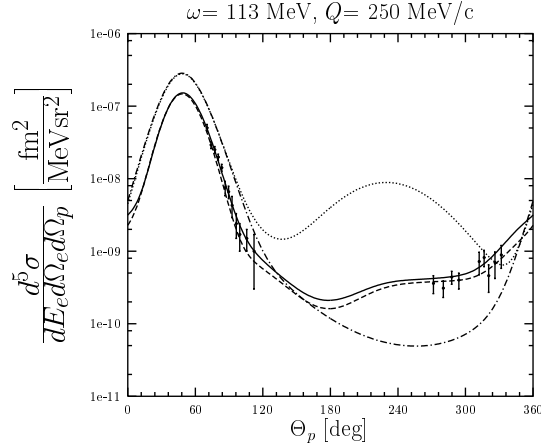


FIG. 17: The whole proton angular distribution in the same kinematics as chosen in Fig. 15. The data are from [20]. The curves as in Fig. 15.

only a part of the peak region has been covered by the data. Precise data covering the whole region would be desirable at low and somewhat higher Q - values. At least at the higher Q -values theoretical predictions should be correct since the simple diagram in PWIA is just an overlap of the deuteron and the ^3He state at relatively low deuteron momenta. At the low

Q - values FSI will play a role but the nuclear forces used describe pd scattering quite well and MEC effects are very small. Therefore also in this case agreement to the data should be expected. These expectations should be verified by comparison to data.

The situation is even more interesting in the d-peak, shown in Fig. 18, where theory fails dramatically. Further precise data would be very valuable to solidify that failure. A confirmation would call for an improvement in the currents. Also the role of the 3N forces in the continuum has to be further studied.

D. The full breakup of ${}^3\text{He}$

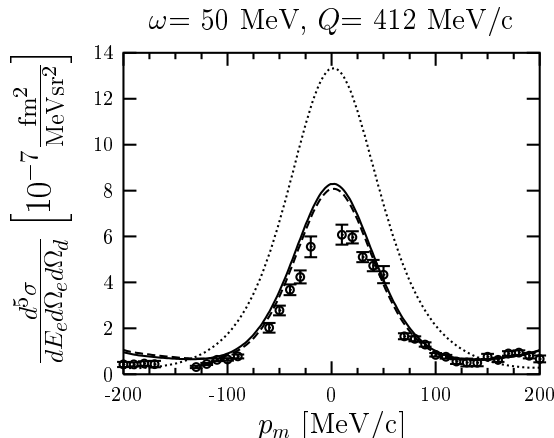


FIG. 18: The deuteron knockout peak area as a function of the missing (i.e. proton) momentum. The data are from [20]. The curves as in Fig. 15 except that the PWIA prediction (totally negligible) is not shown.

In case of the complete breakup ${}^3\text{He}(e, e'pp)$ and ${}^3\text{He}(e, e'pn)$ we refer to [21] and [22]. Unfortunately the data there were taken in a kinematical regime where the 3N c.m.energy is above the pion threshold and serious discrepancies showed up in the comparison to the (inadequate) theory. Data at lower energy transfers would very likely provide interesting insight into the interplay of NN forces, 3N forces and MEC's, similar to what we found in photon induced break up processes [3, 23]. Here we display two kinematically complete electron induced breakup cross sections with interesting pronounced structures. The strong peaks in Fig. 19 arise since around $S = 8$ MeV and 30 MeV (arc-length along the kinematical locus) two nucleons leave with equal momentum vectors. For $S \approx 8$ MeV this happens in

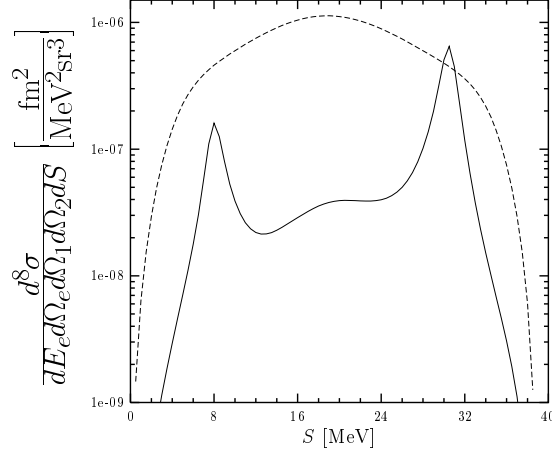


FIG. 19: The cross section for the three-body breakup of ^3He for fixed angles of two outgoing nucleons as a function of the arc-length S . The PWIAS (dashed line) and Full results without MEC and 3NF (solid line) are shown. The incoming electron energy $E_e = 390$ MeV, $\omega = 37$ MeV and $Q = 100$ MeV/c. The proton angles are $\theta_1 = 11^\circ$ and $\phi_1 = 0^\circ$, while the second observed nucleon (neutron) is emitted with $\theta_2 = 139^\circ$ and $\phi_2 = 180^\circ$.

the neutron-proton (23) subsystem and for $S \approx 30$ MeV in the proton-proton subsystem (13). The peaks in Fig. 20 shown against the scattering angle of a nucleon in relation to

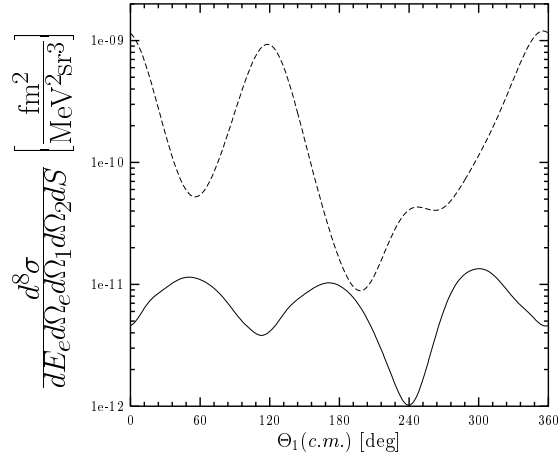


FIG. 20: The cross section for the three-body breakup of ^3He in the so-called “plane star” configuration as a function of the c.m. angle of the ejected proton. The PWIAS (dashed line) and Full results without MEC and 3NF (solid line) are shown. The incoming electron energy E_e equals 390 MeV, $\omega = 113$ MeV and $Q = 250$ MeV/c.

the virtual photon direction correspond to a coplanar “Mercedes star” configuration, where the three final nucleons have equal energies and leave under 120° pairwise angles. This is reflected in the repetition of the peaks in steps of 120° .

E. Semi-exclusive nucleon knock-out processes

Finally, we regard the $^3\text{He}(e, e'p)pn$ and $^3\text{He}(e, e'n)pp$ semi-exclusive processes. In parallel kinematics and under quasi-free scattering conditions the spectral function has been an often used tool to analyze the data [37]. It is based on the simple picture that the photon is absorbed by the knocked out nucleon which leaves without any interaction. Only the two spectator nucleons interact with each other via the NN t -operator. This picture corresponds to the two framed diagrams in Fig. 2. In a forthcoming paper [31] we shall investigate in some detail the limitations of that picture in the kinematical region considered in this paper and display here only some examples. It is easily seen under the simplifying assumption of the two diagrams that the spectral function is related to the response functions R_L and R_T as

$$\begin{aligned} S(E, k) &= \frac{1}{2} m p_{23} \frac{1}{(G_E)^2} \int d\hat{p}_{23} R_L(FSI23) \\ &= \frac{1}{2} m p_{23} \frac{2m^2}{Q^2(G_M)^2} \int d\hat{p}_{23} R_T(FSI23). \end{aligned} \quad (18)$$

The index FSI23 stands for FSI acting only in the pair 23 when nucleon 1 absorbs the photon. G_E and G_M are the electric and magnetic nucleon form factors and p_{23} the relative momentum of the spectator nucleons 2 and 3. These expressions can now be compared to the following expressions

$$\begin{aligned} S(E, k)_L^{\text{FSI}} &= \frac{1}{2} m p_{23} \frac{1}{(G_E)^2} \int d\hat{p}_{23} R_L(\text{FSI}) \\ S(E, k)_T^{\text{FSI}} &= \frac{1}{2} m p_{23} \frac{2m^2}{Q^2(G_M)^2} \int d\hat{p}_{23} R_T(\text{FSI}) \\ S(E, k)_L^{\text{PWIA}} &= \frac{1}{2} m p_{23} \frac{1}{(G_E)^2} \int d\hat{p}_{23} R_L(\text{PWIA}) \\ S(E, k)_T^{\text{PWIA}} &= \frac{1}{2} m p_{23} \frac{2m^2}{Q^2(G_M)^2} \int d\hat{p}_{23} R_T(\text{PWIA}) \end{aligned}$$

$$\begin{aligned}
S(E, k)_L^{\text{PWIAS}} &= \frac{1}{2} m p_{23} \frac{1}{(G_E)^2} \int d\hat{p}_{23} R_L(\text{PWIAS}) \\
S(E, k)_T^{\text{PWIAS}} &= \frac{1}{2} m p_{23} \frac{2m^2}{Q^2(G_M)^2} \int d\hat{p}_{23} R_T(\text{PWIAS}),
\end{aligned} \tag{19}$$

where $R_{L,T}(\text{FSI})$, $R_{L,T}(\text{PWIA})$ and $R_{L,T}(\text{PWIAS})$ are the response functions calculated with the complete FSI, just using PWIA or finally the symmetrized version PWIAS. For various fixed (ω, Q) pairs we show in Figs. 21–24 the quantities $S(E, k)$ as a function of E_1 , the energy of the knocked out nucleon. To each E_1 corresponds uniquely the value of the missing momentum k ($\vec{k} = \vec{p}_1 - \vec{Q}$) and excitation energy $E = p_{23}^2/m$. We display in Table I the kinematical variables underlying Figs. 21–24. This together with $S(E, k)$ given in Figs. 21–24 is a substitute for plotting $S(E, k)$ over the (E, k) plane.

Let us first regard the p-knockout in Figs. 21 and 22. For R_L only in case of $Q = 600$ MeV/c the use of the spectral function S is a good approximation at the upper end of E_1 , where the FSI (solid line) and FSI23 (dotted line) predictions coincide. For that restricted energy range in E_1 the absorption of the photon by nucleons 2 and 3, as added in for PWIAS, provide a negligible contribution to the PWIA result. This is of course different at smaller E_1 values (not shown). The approximate use of S in case of R_T shown in Fig. 22 is more justified. In all cases PWIA or PWIAS would be meaningless.

In case of n-knockout shown in Figs. 23 and 24 FSI is much more present for R_L than for p-knockout. Here the use of the spectral function would be quite erroneous. In case of R_T , however, the situation is similar as for p-knockout. Now the results for PWIA and PWIAS differ which is due to the strong absorption on the proton.

Systematic measurements related to those examples would be very helpful to test the dynamics. This would be especially gratifying in case of the neutron knock out which should be well understood in order to extract the electric form factor of the neutron in a reliable manner. We refer to [32] where the process $\vec{^3\text{He}}(\vec{e}, e'n)$ has been studied extensively with the result that for the kinematical region considered here FSI is extremely important. Outside the $(\omega - Q)$ domain considered here the use of $S(E, k)$ might be more favorable [37] but its justification requires a relativistic treatment.

E_1 (MeV)	E (MeV)	k (fm ⁻¹)
$Q=200$ MeV/c		
50.0	89.27	0.54
70.0	65.24	0.82
90.0	40.41	1.07
110.0	15.04	1.29
121.7	0.00	1.41
$Q=300$ MeV/c		
60.0	81.94	0.18
80.0	60.24	0.44
100.0	37.55	0.68
120.0	14.15	0.89
131.9	0.00	1.00
$Q=400$ MeV/c		
50.0	89.95	0.47
60.0	81.18	0.33
80.0	62.24	0.06
100.0	41.99	0.17
120.0	20.80	0.38
139.0	0.00	0.56
$Q=600$ MeV/c		
50.0	69.34	1.49
70.0	57.28	1.20
90.0	42.78	0.96
110.0	26.65	0.74
130.0	9.30	0.54
140.3	0.00	0.44

TABLE I: The relation between E_1 , the energy of the nucleon ejected parallel to \vec{Q} , and (E, k) , the arguments of the spectral function $S(E, k)$ for four different values of Q . In all cases the energy transfer $\omega= 150$ MeV.

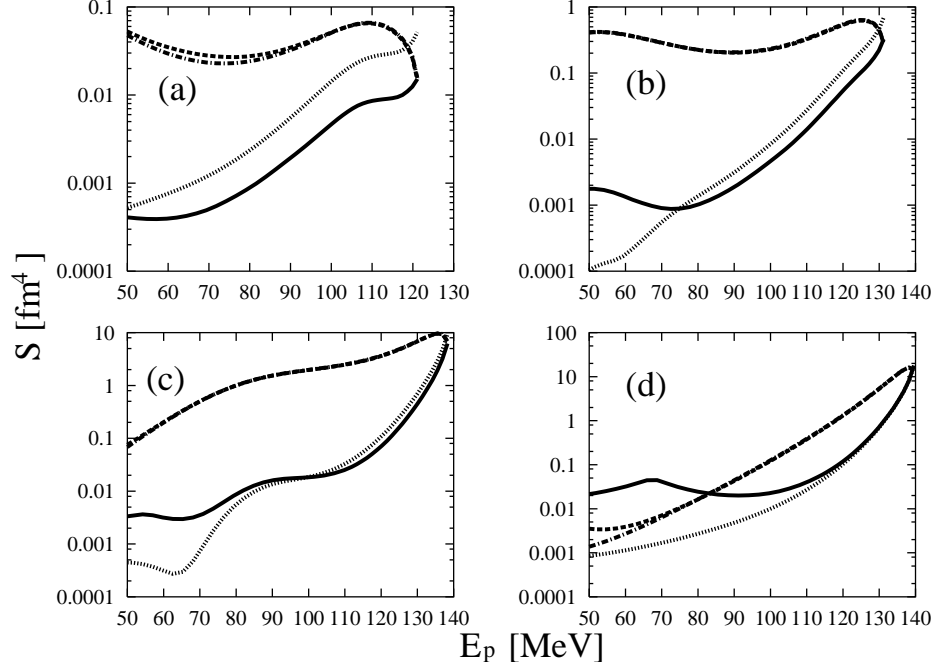


FIG. 21: The proton spectral function $S(E, k)$ and related S -functions from Eq. (19) extracted from R_L for parallel kinematics at $\omega = 150$ MeV and four different Q values: $Q = 200$ MeV/c (a), $Q = 300$ MeV/c (b), $Q = 400$ MeV/c (c) and $Q = 600$ MeV/c (d). The PWIA (dash-dotted line), FSI23 (dotted line), PWIAS (dashed line) and Full results (solid line) are shown as a function of the ejected proton energy.

IV. OUTLOOK

We showed for various observables in electron induced inelastic processes on ^3He that they challenge our present day understanding of nuclear forces and currents. The 3N system is an ideal laboratory since all reactions can be safely calculated in the Faddeev scheme and no uncontrolled approximations blur the comparison between theory and experiment. There are quite a few discrepancies using the modern NN forces and the still too restricted set of 3N forces and exchange currents. For more examples we refer to [16, 20, 22, 33, 34, 35, 36]. Dedicated and precise experiments, some of which are pointed out, would certainly help to lay a solid ground of data, which present and future theory have to describe.

One can expect that the theoretical approach via effective field theory constrained by chiral symmetry will lay a corresponding sound basis in theory, since NN and 3N forces as well as exchange currents follow from one and the same underlying Lagrangian and are

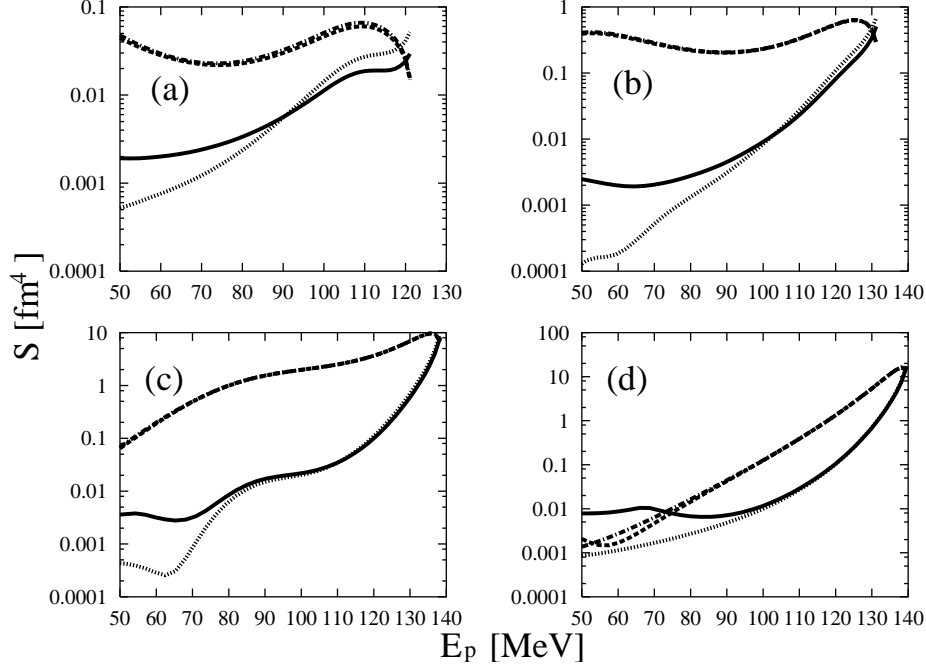


FIG. 22: The proton spectral function $S(E, k)$ and related S -functions from Eq. (19) extracted from R_T for the same conditions as in Fig. 21.

therefore consistently defined. This upcoming theoretical formulation will call even more for adequate data.

ACKNOWLEDGMENTS

This work was supported by the Polish Committee for Scientific Research under grant no. 2P03B00825, by the NATO grant no. PST.CLG.978943 and by DOE under grants nos. DE-FG03-00ER41132 and DE-FC02-01ER41187. The numerical calculations have been performed on the cray SV1 and T3E of the NIC in Jülich, Germany. R.S. thanks the Foundation for Polish Science for financial support.

-
- [1] H. Witała *et al.*, Phys. Rev. **C 63** (2001) 024007; J. Kuroś-Żołnierczuk *et al.*, Phys. Rev. **C 66** (2002) 024003; J. Kuroś-Żołnierczuk *et al.*, Phys. Rev. **C 66** (2002) 024003

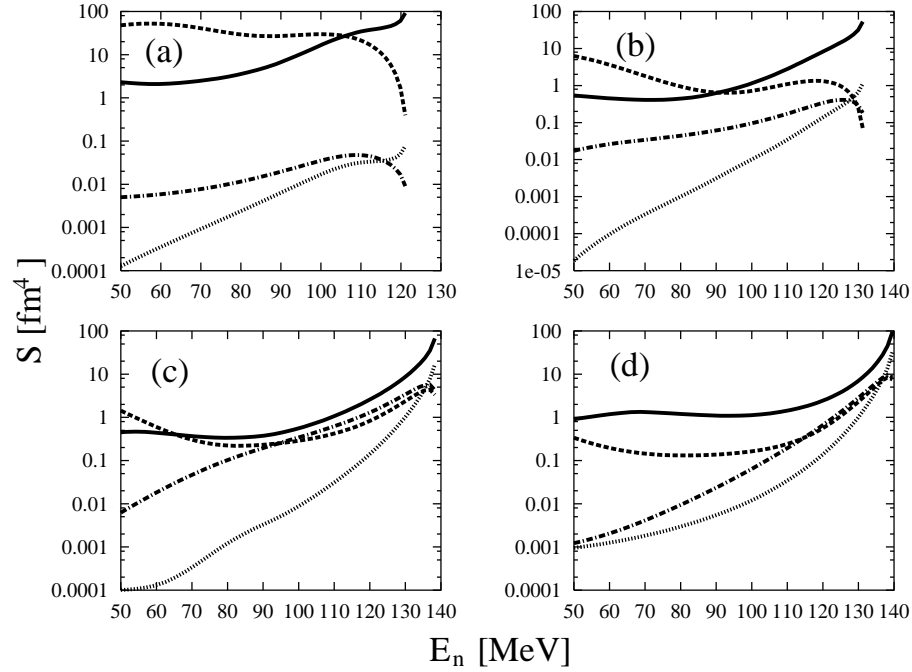


FIG. 23: The neutron spectral function $S(E, k)$ and related S -functions from Eq. (19) extracted from R_L for the same conditions as in Fig. 21.

- [2] K. Sekiguchi *et al.*, Phys. Rev **C 65** (2002) 034003(2002); E. Ermisch *et al.*, nucl-ex/0308012
- [3] R. Skibiński *et al.*, Phys. Rev. **C 67** (2003) 054001
- [4] H. Witała *et al.*, Few-Body Syst. **3** (1988) 123
- [5] R. B. Wiringa *et al.*, Phys. Rev. **C 51** (1995) 38
- [6] D. O. Riska, Phys. Scr. **31** (1985) 107 (1985); **31** (1985) 471
- [7] J. Carlson, R. Schiavilla, Rev. of Mod. Phys. **70** (1998) 743
- [8] R. Schiavilla *et al.*, Phys. Rev. **C 41** (1990) 309
- [9] B. S. Pudliner *et al.*, Phys. Rev. **C 56** (1997) 1720
- [10] T. W. Donnelly, A. S. Raskin, Ann. Phys. (N.Y.) **169** (1986) 247
- [11] A.S. Raskin and T.W. Donnelly, Ann. Phys. (N.Y.) **191** (1989) 78
- [12] W. Glöckle *et al.*, in Proceedings of the Second Workshop on Electronuclear Physics with Internal Targets and the BLAST detector, eds. R. Alarcon and R. Milner, World Scientific 1999, pp. 185-207.
- [13] A. Amroun *et al.*, Nucl. Phys. **A 579** (1994) 596 and references therein; I. Sick, private communication.

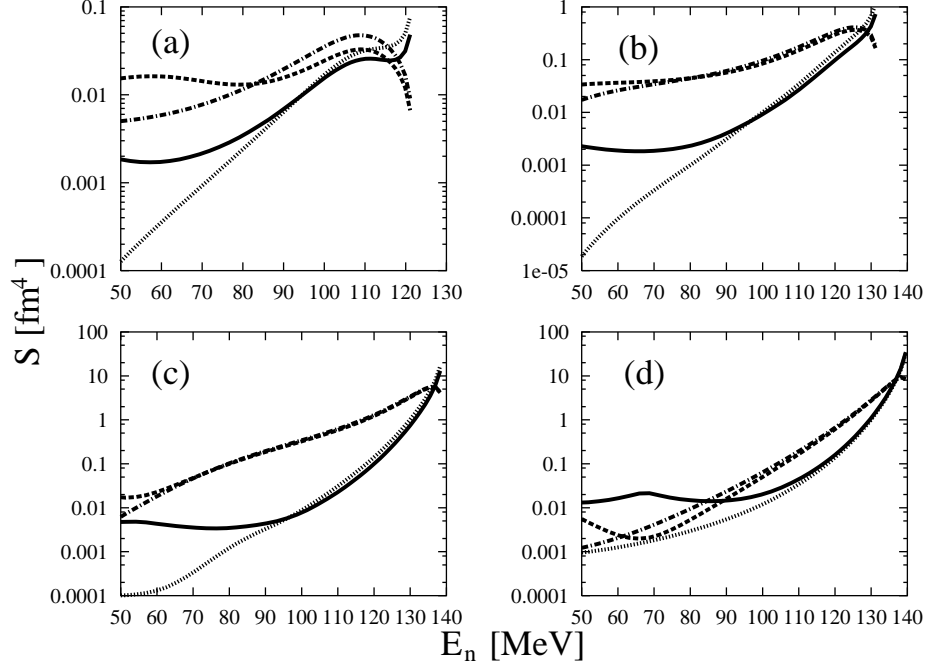


FIG. 24: The neutron spectral function $S(E, k)$ and related S -functions from Eq. (19) extracted from R_T for the same conditions as in Fig. 21.

- [14] C. Marchand *et al.*, Phys. Lett **B 153** (1995) 29
- [15] K. Dow *et al.*, Phys. Rev. Lett. **61** (1988) 1706
- [16] W. Xu *et al.*, Phys. Rev. Lett. **85** (2000) 2900
- [17] H. Anklin *et al.*, Phys. Lett **B 428** (1998) 248
- [18] F. Xiong *et al.*, Phys. Rev. Lett. **87** (2001) 242501
- [19] P. H. M. Keizer, Ph.D. thesis, Amsterdam 1986 and E. Jans private communication
- [20] C. M. Spaltro *et al.*, Nucl. Phys. **A 706** (2002) 403
- [21] D.L. Groep *et al.*, Phys. Rev. Lett. **83** (1999) 5443
- [22] D.L. Groep *et al.*, Phys. Rev. **C 63** (2001) 014005
- [23] R. Skibiński *et al.*, Phys. Rev. **C 67** (2003) 054002
- [24] A. Nogga *et al.*, Phys. Rev. **C 67** (2003) 034004
- [25] W. Glöckle, *The Quantum Mechanical Few-Body Problem*, Springer-Verlag, Berlin, 1983.
- [26] J. Golak *et al.*, Phys. Rev. **C 52** (1995) 1216
- [27] S. Ishikawa *et al.*, Phys. Rev. **C 57** (1998) 39; J. Golak *et al.*, Phys. Rev. **C 63** (2001) 034006
- [28] H. Anklin *et al.*, Phys. Lett. **B 336** (1994) 313

- [29] H. Anklin *et al.*, Phys. Lett. **B 428** (1998) 248
- [30] H. Gao *et al.*, Phys. Rev. **C 50** (1994) R546; H. Gao, Nucl. Phys. **A 631** (1998) 170c
- [31] J. Golak *et al.*, in preparation
- [32] J. Golak *et al.*, Phys. Rev. **C 65** (2002) 044004; J. Golak *et al.*, Phys. Rev. **C 66** (2002) 024008
- [33] R.S. Hicks *et al.*, Phys. Rev. **C 67** (2003) 064004
- [34] C.M. Spaltro *et al.*, Phys. Rev. Lett **81** (1998) 2870
- [35] S. Ishikawa *et al.*, Nuovo Cimento **107A** (1994) 305
- [36] J. Golak *et al.*, Phys. Rev. **C 52** (1995) 1216
- [37] C. Ciofi degli Atti, L. P. Kaptari, Phys. Rev. **C 66** (2002) 044004 and references therein