

On the test of the modified BCS at finite temperature

Nguyen Dinh Dang¹ and Akito Arima²

¹ *Cyclotron Center, RIKEN, 2-1 Hirosawa, Wako, 351-0198 Saitama, Japan*

² *Japan Science Foundation, Kitanomaru-Koen,
Chiyoda-ku, 102-0091 Tokyo, Japan*

Abstract

The results and conclusions by Ponomarev and Vdovin [Phys. Rev. C **72**, 034309 (2005)] are inadequate to judge the applicability of the modified BCS because they were obtained either in the temperature region, where the use of zero-temperature single-particle spectra is no longer justified, or in too limited configuration spaces.

PACS numbers: PACS numbers: 21.60.-n, 24.10.Pa, 27.60.+j

The modified BCS theory (MBCS) was proposed and developed in [1, 2, 3] as a microscopic approach to take into account fluctuations of quasiparticle numbers, which the BCS theory neglects. The use of the MBCS in nuclei at finite temperature T washes out the sharp superfluid-normal phase transition. This agrees with the predictions by the macroscopic theory [4], the exact solutions [5], and experimental data [6]. The authors of [7] claimed that the MBCS is thermodynamically inconsistent and its applicability is far below the temperature where the conventional BCS gap collapses. The present Comment points out the shortcomings of [7]. We concentrate only on the major issues without repeating minor arguments already discussed in [2, 3] or inconsistent comparisons in Fig. 9 and footnote [11] of [7] (See [8]).

1) The application of the statistical formalism in finite nuclei requires that T should be small compared to the major-shell spacings (~ 5 MeV for ^{120}Sn). In this case zero- T single-particle energies can be extended to $T \neq 0$. As a matter of fact, the T -dependent Hartree-Fock (HF) calculations for heavy nuclei in [9] have shown that already at $T \geq 4$ MeV the effect of T on single-particle energies cannot be neglected. We carried out a test calculation of the neutron pairing gap for ^{120}Sn , where, to qualitatively mimic the compression of the single-particle spectrum at high T as in [9], the neutron energies are $\epsilon'_j = \epsilon_j(1 + \gamma T^2)$ with $\gamma = -1.2 \times 10^{-4}$ if $|j\rangle \leq |1g_{9/2}\rangle$. For $|j\rangle$ above $|1g_{9/2}\rangle$, we took γ equal to 0.49×10^{-3} and -0.7×10^{-3} for negative and positive ϵ_j , respectively. The obtained MBCS gap has a smooth and positive T dependence similar to the solid line in Fig. 7 of [1] with a flat tail of around 0.2 MeV from $T = 5$ MeV up to $T = 7$ MeV. For the limited spectrum used in the calculations of Ni isotopes [2], the major-shell spacing between (28-50) and (50-82) shells is about 3.6 MeV, so the region of valid temperature is $T \ll 3.6$ MeV. Hence, the strange behaviors in the results obtained at large T for ^{120}Sn and Ni isotopes in [7] occurred because the zero- T spectra were extended to too high T . Moreover, the configuration spaces used for Ni isotopes are too small for the MBCS to be applied at large T . The same situation takes place within the picket-fence model (PFM) analyzed below.

2) The virtue of the PFM is that it can be solved exactly in principle at $T = 0$. However, at $T \neq 0$ the exact solutions of a system with pure pairing do not represent a fully thermalized system. As a result, temperatures defined in different ways do not agree [10]. The limitation of the configuration space with $\Omega = 10$ causes a decrease of the heat capacity C at $T_M > 1.2$ MeV (Schottky anomaly) [3] (See Fig. 4 (c) of [7]). Therefore, the region of $T > 1.2$ MeV,

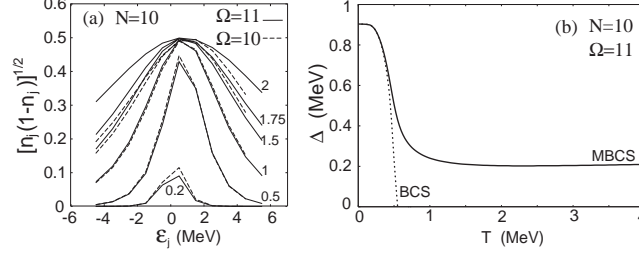


FIG. 1: (a) MBCS quasiparticle-number fluctuations $\delta\mathcal{N}_j$ within the PFM versus single-particle energies at several T . Lines connect discrete values to guide the eyes; numbers at the lines show the values of T in MeV; (b) BCS and MBCS gaps for $N = 10$ and $\Omega = 11$ ($G = 0.4$ MeV).

generally speaking, is thermodynamically unphysical. The most crucial point here, however, is that such limited space deteriorates the criterion of applicability of the MBCS (See Sec. IV. A. 1 of [3]), which in fact requires that the line shapes of the quasiparticle-number fluctuations $\delta\mathcal{N}_j \equiv \sqrt{n_j(1-n_j)}$ should be included symmetrically related to the Fermi level [Fig. 1 (f) of [3] is a good example]. The dashed lines in Fig. 1 (a) shows that, for $N = 10$ particles and $\Omega = 10$ levels ($G = 0.4$ MeV), at T close to 1.78 MeV, where the MBCS breaks down, $\delta\mathcal{N}_j$ are strongly asymmetric and large even for lowest and highest levels. At the same time, by just adding one more valence level ($\Omega = 11$) and keeping the same $N = 10$ particles, we found that $\delta\mathcal{N}_j$ are rather symmetric related to the Fermi level up to much higher T [solid lines in Fig. 1 (a)]. This restores the balance in the summation of partial gaps $\delta\Delta_j$ [3]. As a result the obtained MBCS gap has no singularity at $0 \leq T \leq 4$ MeV [Fig. 1 (b)]. The total energy and heat capacity obtained within the MBCS also agree better with the exact results than those given by the BCS [Fig. 2]. It is worth noticing that, even for such small N , adding one valence level increases the excitation energy E^* by only $\sim 10\%$ at $T = 2$ MeV, while at $T < 2$ MeV the values of E^* for $\Omega = 10$ and 11 are very close to each other. We also carried out the calculations for larger particle numbers N . This eventually increases T_M , and also makes the line shapes of $\delta\mathcal{N}_j$ very symmetric at much higher T . For $\Omega = 50$ and 100, e.g., we found $T_M > 5$ MeV, and the MBCS gap has qualitatively the same behavior as that of the solid line in Fig. 1 (b) up to $T \sim 5 - 6$ MeV. However, for large N the exact solutions of PFM turn out to be impractical as a testing tool for $T \neq 0$. Since all the exact eigenstates must be included in the partition function Z , and, since for $N = 50$ e.g., the number of zero-seniority states alone already reaches 10^{14} , the calculation of exact

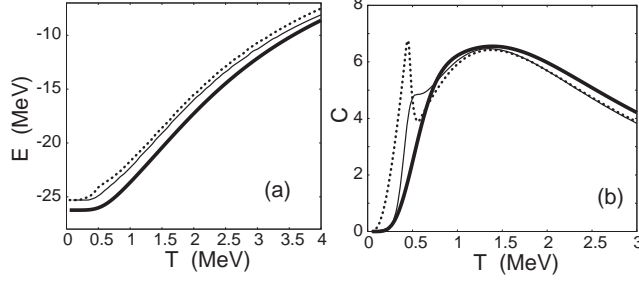


FIG. 2: Total energies (a) and heat capacities (b) within the PFM for ($N = 10$, $\Omega = 11$, $G = 0.4$ MeV) versus T . Dotted, thin-, and thick-solid lines denote the BCS, MBCS and exact results, respectively. A quantity equivalent to the self-energy term $-G \sum_j v_j^4$, not included within BCS and MBCS, has been subtracted from the exact total energy.

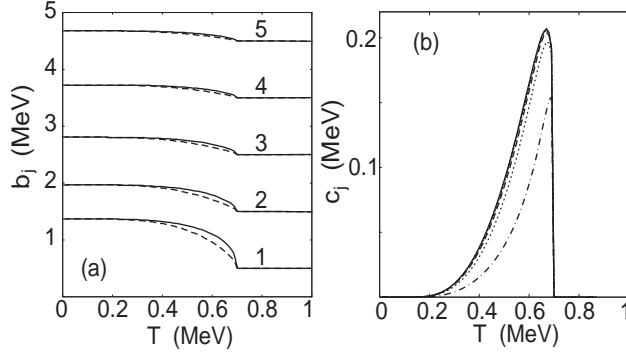


FIG. 3: b_j (a) and c_j (b), obtained within BCS for 5 lowest levels in the PFM with $\Omega = 10$ versus T . In (a) the solid and dashed lines represent b_j and quasiparticle energies E_j , respectively. In (b) the solid, dashed, dotted, and dash-dotted lines correspond to levels 1 – 5 in (a), respectively.

Z becomes practically impossible.

3) The principle of compensation of dangerous diagrams was postulated to define the coefficients u_j and v_j of the Bogoliubov canonical transformation. This postulation and the variational calculation of $\partial H' / \partial v_j$ lead to Eq. (19) in [7] for the BCS at $T = 0$. It is justified so long as divergences can be removed from the perturbation expansion of the ground-state energy. However, at $T \neq 0$ a T -dependent ground state does not exist. Instead, one should use the expectation values over the canonical or grand-canonical ensemble [2, 3]. Therefore, Eq. (19) of [7] no longer holds at $T \neq 0$ since the BCS gap is now defined by Eq. (7) of [7], instead of Eq. (3). Fig. 3 clearly shows how $b_j \neq E_j$ and $c_j \neq 0$ at $T \neq 0$. This invalidates the critics based on Eq. (19) of [7].

In conclusion, the test of [7] is inadequate to judge the MBCS applicability because its results were obtained either in the T region, where the use of zero- T spectra is no longer valid (for ^{120}Sn and Ni), or within too limited configuration spaces (the PFM for $N = \Omega = 10$ or 2 major shells for Ni). Our calculations with a T -dependent spectrum for ^{120}Sn , and within extended configuration spaces presented here show that the MBCS is a good approximation up to high T even for a system with $N = 10$ particles.

We thank A. Volya for assistance in the exact solutions of the PFM.

-
- [1] N. Dinh Dang and V. Zelevinsky, Phys. Rev. C **64**, 064319 (2001).
 - [2] N. Dinh Dang and A. Arima, Phys. Rev. C **67**, 014304 (2003).
 - [3] N.D. Dang and A. Arima, Phys. Rev. C **68**, 014318 (2003).
 - [4] L.G. Moretto, Phys. Lett. B **40**, 1 (1972).
 - [5] J.L. Egido, P. Ring, S. Iwasaki, and H.J. Mang, Phys. Lett. B **154**, 1 (1985).
 - [6] T. Tsuboi and T. Suzuki, J. Phys. Soc. Jap. **42**, 437 (1977); K. Kaneko and M. Hasegawa, Phys. Rev. C **72**, 024307 (2005).
 - [7] V.Yu. Ponomarev and A.I. Vdovin, Phys. Rev. C **72**, 034309 (2005).
 - [8] $\langle H \rangle_{\text{MBCS}}$ is analytically equal to $\mathcal{E}_{\text{MBCS}}$ by definition ($\sim Gv_j^4$ neglected). Regarding footnote [11] of [7], no heat capacity was reported in [2].
 - [9] P. Bonche, S. Levit, and D. Vautherin, Nucl. Phys. A **427**, 278 (1984).
 - [10] V. Zelevinsky and A. Volya, Phys. Part. Nucl. **66**, 1829 (2003).