

# Forward-angle $K^+\Lambda$ photoproduction in a Regge-plus-resonance approach

T. Corthals,\* J. Ryckebusch, and T. Van Cauteren

*Department of Subatomic and Radiation Physics,  
Ghent University, Proeftuinstraat 86, B-9000 Gent, Belgium*

(Dated: 11th April 2019)

## Abstract

We present an effective-Lagrangian description for forward-angle  $K^+\Lambda$  photoproduction from the proton, valid for photon lab energies from threshold up to 16 GeV. The high-energy part of the amplitude is modeled in terms of  $t$ -channel Regge-trajectory exchange. The sensitivity of the calculated observables to the Regge-trajectory phase is investigated in detail. The model is extended towards the resonance region by adding a number of  $s$ -channel resonances to the  $t$ -channel background. The proposed hybrid “Regge-plus-resonance” (RPR) approach allows one to exploit the  $p(\gamma, K^+)\Lambda$  data in their entirety, resulting in strong constraints on both the background and resonance couplings. The high-energy data can be used to fix the background contributions, leaving the resonance couplings as the sole free parameters in the resonance region. We compare various implementations of the RPR model, and explore to what extent the description of the data can be improved by introducing the “new” resonances  $D_{13}(1895)$  and  $P_{11}(1895)$ . Despite its limited number of free parameters, the proposed RPR approach provides an efficient description of the  $p(\gamma, K^+)\Lambda$  dynamics in and beyond the resonance region.

PACS numbers: 11.10.Ef, 12.40.Nn, 13.60.Le, 14.20.Gk

---

\*tamara.corthals@ugent.be

## I. INTRODUCTION

The study of photo- and electroinduced associated open-strangeness production from the nucleon is playing an increasingly important role in unraveling the structure of matter at hadronic energy scales. Recent measurements performed at the JLab, ELSA and SPring-8 facilities have resulted in an impressive set of precise  $p(\gamma, K^+)\Lambda$  data in the few-GeV regime [1–4], comprising differential cross sections as well as hyperon polarizations and photon beam asymmetries. These experimental achievements have motivated renewed efforts by various theoretical groups [5–8]. A great deal of attention has been directed towards the development of tree-level isobar models [9–14], in which the scattering amplitude is constructed from a number of lowest-order Feynman diagrams. In such a framework, the challenge lies in selecting the relevant set of  $s$ -channel resonance diagrams to be added to the background. The latter consists of the Born terms, complemented by a number of  $t$ - and/or  $u$ -channel single-particle exchange diagrams. While providing a satisfactory description of photo- and electroproduction observables for energies up to 2-3 GeV, such a lowest-order approximation has its limitations. Since decay widths must be introduced to account for the resonances' finite lifetimes, the unitarity requirement is not fulfilled. Further, higher-order mechanisms like final-state interactions and channel couplings are not explicitly included. Chiang *et al.* [15] have shown that the contribution of the intermediate  $\pi N$  channel to the  $p(\gamma, K^+)\Lambda$  cross sections is of the order of 20%. Several groups are presently engaged in efforts to extract the resonance parameters in a full-blown coupled-channels analysis [6, 7, 16, 17].

Admittedly, it is debatable whether an extraction of resonance information can be reliably performed at tree level. It should be stressed, however, that the current description of some channels, including the  $K\Lambda$  one, is plagued by severe uncertainties. The choice of gauge restoration procedure [18], for example, has recently been demonstrated to have a large impact on the computed observables [17]. Also, a fundamental understanding of the functional form of the hadronic form factors and the magnitude of the cutoff values is still lacking. We deem that these issues can better be addressed at the level of the individual reaction channels, where the number of parameters and uncertainties can be kept at a manageable level.

A major challenge for tree-level descriptions of electromagnetic  $KY$  production is modeling the background contribution to the amplitude. Several background models have been

proposed [9, 11, 14], differing primarily in the mechanism used for reducing the Born-term contribution, which in itself spectacularly overshoots the measured cross sections. Though all of the proposed strategies allow for a reasonable description of the data, the extracted resonance couplings are quite sensitive to the specifics of the background model [19].

In this paper, we shall explore an alternative tactic for constraining the  $p(\gamma, K^+)\Lambda$  background dynamics. The procedure is based on fixing the background couplings to the high-energy data. At energies  $\omega_{lab} \gtrsim 4$  GeV, the forward-angle behavior of the observables can be described in a model based on Regge-pole exchange in the  $t$  channel [20–22]. Designed as a high-energy phenomenological tool, the Regge formalism cannot *a priori* be expected to remain valid in the resonance region. However, it has been found that even meson production data at center-of-mass energies below 2 GeV are reproduced quite well in a Regge model. This is not only the case for the pseudoscalar  $K$  and  $\pi$  mesons [23], but also for vector particles like the  $\omega$  [24]. Accordingly, we assume that the Regge parameterization for the high-energy  $p(\gamma, K^+)\Lambda$  background remains physical in the resonance region. Evidently, the additional structures appearing in the cross sections at lower energies cannot be reproduced in a pure background model. This can be remedied by superimposing a number of  $s$ -channel resonances onto the  $t$ -channel background. A similar strategy was applied to the description of high-energy double-pion production in Ref. [25], and to the production of  $\eta$  and  $\eta'$  mesons in Ref. [26]. In this paper, a “Regge-plus-resonance” (RPR) model for the  $p(\gamma, K^+)\Lambda$  process is developed.

The RPR approach has a number of assets. Firstly, the correct high-energy behavior of the observables is automatically ensured, whereas isobar models based on single-particle exchange are destined to fail in the high-energy limit. Secondly, the background dynamics can be distilled from the high-energy data, leaving the resonance couplings as the sole parameters to be determined in the resonance region.

This paper is organized as follows. We outline the different aspects of the RPR model in Sec. II. Sec. II A focuses on the procedure for  $t$ -channel reggeization of the high-energy amplitude. In Sec. II B, we suggest an extension of the Regge model aimed at incorporating resonance dynamics. Our numerical results for the  $p(\gamma, K^+)\Lambda$  process, covering forward angles and photon lab energies from threshold up to 16 GeV, are presented in Sec. III. In Sec. III A it is shown that the background dynamics can be well constrained by the high-energy observables, in particular by the recoil polarization. Sec. III B summarizes the results

of our calculations in the resonance region. Finally, in Sec. IV we state our conclusions.

## II. RPR MODEL FOR FORWARD-ANGLE $K^+\Lambda$ PRODUCTION

### A. Regge description of high-energy dynamics

The strength of the formalism introduced by Regge in 1959 [27] lies primarily in its elegant treatment of high-spin, high-mass particle exchange. Rather than focusing on individual particles, Regge theory considers the exchange of entire *families* of hadrons, with identical internal quantum numbers but different spins  $J$ . The members of a family are connected by an approximately linear relation between their spin and squared mass, and are said to lie on a *Regge trajectory*. The Regge formalism has been specifically designed for processes at high  $s$  and at small  $|t|$  or  $|u|$ , corresponding to forward and backward scattering angles respectively. In this regime, the dynamics is governed by the exchange of one or more Regge trajectories. At forward angles this exchange takes place in the  $t$  channel, at backward angles in the  $u$  channel. The resulting amplitude is proportional to  $s$  raised to a negative power, and thus obeys the Froissart bound [28], which is a necessary condition for unitarity. It is worth noting that the Froissart bound is violated in an isobar framework, where the exchange of a nonscalar particle leads to an amplitude increasing with energy faster than  $\log^2 s$ .

Here, we focus on the forward-angle  $p(\gamma, K^+)\Lambda$  dynamics, modeled by meson trajectory exchange in the  $t$  channel. Each trajectory is characterized by a linear function  $\alpha(t)$  of the exchanged four-momentum squared, with the spins and masses of the physical particles obeying the relation  $J = \alpha(t = m^2)$ . The functions  $\alpha(t)$  correspond to poles of the scattering amplitude in the complex angular momentum plane.

As we aim at developing a consistent description of the  $p(\gamma, K^+)\Lambda$  observables in and above the resonance region, we embed the Regge formalism into an effective-field model. At tree level, the relevant parameters are simply products of a strong and an electromagnetic coupling. When reggeizing the  $p(\gamma, K^+)\Lambda$  scattering amplitude, only the Feynman diagrams for the lowest-lying members, called *first materializations*, of the various meson trajectories  $\alpha(t)$  are retained. In the corresponding amplitudes, the Feynman propagators are replaced

by Regge propagators through the substitution

$$\frac{1}{t - m^2} \longrightarrow \mathcal{P}_{Regge}(\alpha(t)) . \quad (1)$$

The diagrams contributing to the high-energy, forward-angle  $K^+\Lambda$  photoproduction amplitude are shown in Fig. 1. We will refer to them as background terms, since none of them passes through a pole in the physical plane of the  $p(\gamma, K^+)\Lambda$  process. The Feynman graphs at the top of Fig. 1 represent the  $t$ -channel exchanges of the  $K(494)$  (a) and  $K^*(892)$  (b) trajectories. The corresponding  $J$  versus  $m^2$  plots (Chew-Frautschi plots) are shown in Fig. 2. These two diagrams would suffice to describe the high-energy amplitude, were it not for the  $K$ -exchange contribution which breaks gauge invariance. It is a property inherent to the effective-Lagrangian framework that the individual Born terms in the  $s$ ,  $t$  and  $u$  channel do not obey gauge invariance, while their sum does. The  $p(\gamma, K^+)\Lambda$  amplitude can therefore be made gauge invariant by adding the *electric* part of the  $s$ -channel Born diagram (c)

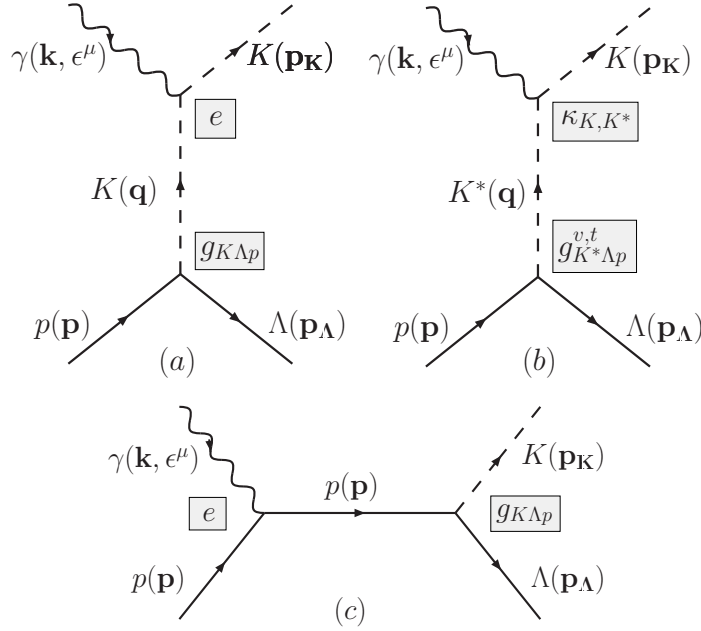


Figure 1: Feynman graphs contributing to the  $p(\gamma, K^+)\Lambda$  amplitude at  $\omega_{lab} \gtrsim 4$  GeV and forward angles: exchange of (a)  $K$  and (b)  $K^*$  trajectories. The electric part of the  $s$ -channel Born term [diagram (c)] is added to restore gauge invariance.

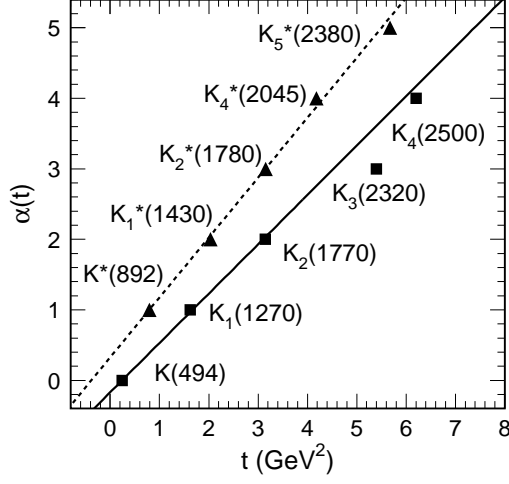


Figure 2: Chew-Frautschi plots for the meson trajectories in the  $S = 1$  sector. The meson masses are from the Particle Data Group [29].

according to the recipe [20, 21]

$$\begin{aligned} \mathcal{M}(\gamma p \rightarrow K^+ \Lambda) &= \mathcal{M}_{Regge}^K + \mathcal{M}_{Regge}^{K^*} \\ &+ \mathcal{M}_{Feyn}^{p,elec} \times \mathcal{P}_{Regge}^K \times (t - m_K^2). \end{aligned} \quad (2)$$

In Sec. III, we will show that implementing this gauge-invariance restoration procedure leads to an improved description of the  $p(\gamma, K^+) \Lambda$  differential cross section at  $|t| \rightarrow 0$ .

A derivation of the Regge amplitude for spinless external particles can *e.g.* be found in Ref. [30]. In the high- $s$ , low- $|t|$  limit, the result can be written as

$$\begin{aligned} \mathcal{M}_{Regge}^{\zeta=\pm}(s, t) &= C \left( \frac{s}{s_0} \right)^{\alpha_\zeta(t)} \frac{\beta(t)}{\sin(\pi \alpha_\zeta(t))} \\ &\times \frac{1 + \zeta e^{-i\pi \alpha_\zeta(t)}}{2} \frac{1}{\Gamma(1 + \alpha_\zeta(t))}, \end{aligned} \quad (3)$$

with the scale factor  $s_0$  fixed at 1 GeV<sup>2</sup>. In deriving this result, one has to distinguish between the two signature parts  $\alpha_+(t)$  and  $\alpha_-(t)$  of the trajectory in order to satisfy the convergence criteria. The above amplitude has poles at values of  $t$  where  $\alpha_\zeta(t)$  assumes a non-negative even ( $\zeta = +$ ) or odd ( $\zeta = -$ ) integer value. These values are precisely the spins of the particles lying on the  $\alpha_\pm(t)$  Regge trajectories, with the corresponding values of  $t$  equaling the particles' squared masses. Thus, the  $\zeta = +$  trajectory connects particles

with  $J = 0, 2, 4$  etc., and is of the form

$$\alpha_+(t) = \alpha'_+(t - m_0^2), \quad (4)$$

with  $m_0$  the mass of the spin-0 first materialization. Similarly, the negative-signature trajectory can be written as  $\alpha_-(t) = 1 + \alpha'_-(t - m_1^2)$ . Unknowns in Eq. (3) are the constant  $C$  and the residue function  $\beta(t)$ . They can be determined by linking the  $\gamma p \rightarrow K^+ \Lambda$  amplitude to the amplitude of the crossed  $t$ -channel process  $\gamma K^- \rightarrow \bar{p} \Lambda$ . Crossing symmetry implies that both processes can be described by the same function  $\mathcal{M}(s, t)$  in the complex  $(s, t)$  plane, albeit with the two Mandelstam variables  $s$  and  $t$  interchanged. Regge phenomenology exploits this symmetry by analytically continuing the reaction amplitude from the  $t$ -channel physical region into the  $s$ -channel physical region. In the vicinity of a  $t$ -channel pole  $m_X^2$ , the amplitude for the crossed process reduces to

$$\mathcal{M}_{Feyn}^{\gamma K^- \rightarrow \bar{p} \Lambda}(t, s) \xrightarrow{t=m_X^2} \frac{\beta_X(t)}{t - m_X^2}. \quad (5)$$

We now demand that the crossed amplitude, when evaluated at its  $t$ -channel pole closest to the  $\gamma p \rightarrow K^+ \Lambda$  physical region (where  $t < 0$ ), equals the Regge amplitude (3). Thus, for the  $\zeta = +$  case, we have the requirement

$$\begin{aligned} \mathcal{M}_{Regge}^{\gamma p \rightarrow K^+ \Lambda, \zeta=+}(s, t) &\stackrel{t=m_0^2}{=} \\ \mathcal{M}_{Feyn}^{\gamma K^- \rightarrow \bar{p} \Lambda}(t, s) &= \frac{\beta_0(t)}{t - m_0^2}. \end{aligned} \quad (6)$$

If  $\beta(t)$  is taken to be equal to the residue  $\beta_0(t)$  of the crossed Feynman amplitude, Eq. (6) leads to  $C = \pi \alpha'_+$ . If we now define

$$\mathcal{M}_{Regge}(s, t) = \mathcal{P}_{Regge}(s, t) \times \beta(t), \quad (7)$$

we obtain for the Regge propagator:

$$\mathcal{P}_{Regge}^{\zeta=\pm} = \frac{\left(\frac{s}{s_0}\right)^{\alpha(t)}}{\sin(\pi\alpha(t))} \frac{1 + \zeta e^{-i\pi\alpha(t)}}{2} \frac{\pi\alpha'}{\Gamma(1 + \alpha(t))}. \quad (8)$$

Often, the positive- and negative-signature parts of a trajectory coincide. If, in addition, the corresponding residues  $\beta(t)$  are identical or differ only in their sign, the trajectory parts are called *strongly degenerate*. Then, the  $\zeta = \pm$  amplitudes differ only by their phase, and in determining the total amplitude the propagators  $\mathcal{P}_{Regge}^{\zeta=\pm}$  can either be added or subtracted.

As a consequence, the Regge propagator for a degenerate trajectory can have a constant or a rotating phase:

$$\mathcal{P}_{Regge} = \frac{\left(\frac{s}{s_0}\right)^{\alpha(t)}}{\sin(\pi\alpha(t))} \left\{ \begin{array}{c} 1 \\ e^{-i\pi\alpha(t)} \end{array} \right\} \frac{\pi\alpha'}{\Gamma(1+\alpha(t))}. \quad (9)$$

Whether or not a trajectory should be treated as degenerate depends on the process under study. Non-degenerate trajectories give rise to dips in the differential cross section because they exhibit so-called *wrong-signature zeroes* [31]. These are zeroes of the Regge propagator corresponding to poles of the gamma function which are not removed by the phase factor. *E.g.*, for  $\zeta = +$  the propagator (8) has wrong-signature zeroes at strictly negative, odd values of  $\alpha(t)$ . Vice versa, a smooth, structureless cross-section points to degenerate trajectories. Since no obvious structure is present in the  $p(\gamma, K^+)\Lambda$  cross-section data for  $\omega_{lab} \gtrsim 4$  GeV, both the  $K$  and  $K^*$  trajectories are assumed to be degenerate. As is clear from Fig. 2, this is certainly justified in the  $K^*$  case. The positive- and negative-signature parts of the  $K$  trajectory are not as perfectly collinear.

Generalizing the above results to nonscalar particles is a nontrivial task [31]. In order to restrict the number of unknown parameters in the  $p(\gamma, K^+)\Lambda$  background model, we opt for a more phenomenological approach. A general Regge trajectory is of the form

$$\alpha(t) = \alpha_0 + \alpha'(t - m_0^2), \quad (10)$$

with  $\alpha_0$  the spin and  $m_0$  the mass of the trajectory's first materialization. By replacing  $\alpha(t)$  in Eq. (9) by  $\alpha(t) - \alpha_0$  in the exponent of  $s$  and in the argument of the gamma function, it is guaranteed that the condition (6) is also fulfilled for trajectories with a nonscalar first materialization. The altered gamma function further ensures that the resulting propagator has the correct pole structure, with poles at integer  $\alpha(t) \geq \alpha_0$ . This results in the following expressions for the  $K$  and  $K^*(892)$  Regge propagators:

$$\begin{aligned} \mathcal{P}_{Feyn}^K(s, t) = \frac{1}{t - m_K^2} \quad \longrightarrow \quad \mathcal{P}_{Regge}^K(s, t) = \\ \left(\frac{s}{s_0}\right)^{\alpha_K(t)} \frac{1}{\sin(\pi\alpha_K(t))} \left\{ \begin{array}{c} 1 \\ e^{-i\pi\alpha_K(t)} \end{array} \right\} \frac{\pi\alpha'_K}{\Gamma(1+\alpha_K(t))}, \end{aligned} \quad (11)$$



$$\mathcal{P}_{Feyn}^{K^*}(s, t) = \frac{1}{t - m_{K^*}^2} \longrightarrow \mathcal{P}_{Regge}^{K^*}(s, t) = \left(\frac{s}{s_0}\right)^{\alpha_{K^*}(t)-1} \frac{1}{\sin(\pi\alpha_{K^*}(t))} \left\{ \frac{1}{e^{-i\pi\alpha_{K^*}(t)}} \right\} \frac{\pi\alpha'_{K^*}}{\Gamma(\alpha_{K^*}(t))}. \quad (12)$$

The  $K$  and  $K^*$  trajectories are given by [32]

$$\alpha_K(t) = 0.70 \text{ GeV}^{-2} (t - m_K^2), \quad (13)$$

$$\alpha_{K^*}(t) = 1 + 0.85 \text{ GeV}^{-2} (t - m_{K^*}^2). \quad (14)$$

The total Regge amplitude is constructed by substituting the expressions for the Regge propagators into Eq. (2). In the Appendix we summarize the strong and electromagnetic interaction Lagrangians needed for calculating the Feynman residues  $\beta(t)$  in Eq. (7). Using these interactions, the background model, which consists solely of  $t$ -channel diagrams, contains only three parameters:

$$g_{K\Lambda p}, \quad G_{K^*}^{v,t} = \frac{eg_{K^*\Lambda p}^{v,t}}{4\pi} \kappa_{KK^*}. \quad (15)$$

These parameters will be fitted against the high-energy observables.

We have deliberately chosen not to treat  $u$ -channel reggeization at this time. One reason for this is the scarcity of high-energy data in the backward-angle regime. The second, more fundamental reason involves the fact that the lightest hyperon, the  $\Lambda$ , is significantly heavier than a  $K$  meson. As a consequence, the  $u$ -channel poles are much further removed from the backward-angle kinematical regime than the  $t$ -channel poles are from the forward-angle region. Accordingly, for  $u$ -channel reggeization, the procedure of requiring the Regge propagator to reduce to the Feynman one at the closest crossed-channel pole cannot be guaranteed to lead to good results.

## B. Inclusion of resonance dynamics

Regge theory is essentially a high-energy approach. Accordingly, the Regge amplitudes of Eqs. (11) and (12) should be interpreted as the asymptotic forms of the full amplitudes for  $s \rightarrow \infty$ ,  $|t| \rightarrow 0$ . The experimental meson production cross sections appear to exhibit this “asymptotic” Regge behavior for photon energies down to about 4 GeV [20, 21, 24]. In the resonance region, on the other hand, a Regge-pole description can no longer be expected to

account for all aspects of the reaction dynamics. At low energies, the cross sections exhibit more pronounced structures, such as peaks at certain energies and complex variations in the angular distributions. There exists, however, a theoretical connection between the high- and low-energy domain, which is related to the notion of *duality*. Simply put, the duality hypothesis states that, on average, the sum of all resonances formed in the  $s$  channel equals the sum of all Regge poles exchanged in the  $t$  channel. In practice, it is impossible to take all  $s$ -channel diagrams into account. Hence, the standard procedure consists of identifying a small number of dominant resonances, and supplementing these with a phenomenological background.

We adopt the Regge description for both the high-energy amplitude and the background contribution to the resonance-region amplitude. Indeed, in Ref. [23] it is demonstrated that, even when using the asymptotic form of the propagators, the order of magnitude of the forward-angle pion and kaon photoproduction observables in the resonance region is remarkably well reproduced in a pure  $t$ -channel Regge model. A similar observation holds for kaon electroproduction [33]. These results imply that at forward angles, the global features of the  $p(\gamma, K^+)\Lambda$  reaction in the resonance region can be reasonably well reproduced in terms of background diagrams, with resonance effects constituting relatively minor corrections. This observation suggests that the double-counting issue which arises from superimposing a (small) number of resonances onto the Regge background, may not be a severe one.

A great asset of the RPR approach lies in its elegant description of the non-resonant part of the reaction amplitude. In standard isobar approaches, the determination of the background requires a significantly larger number of parameters. A typical isobar background amplitude consists of Born terms ( $p$ ,  $K$ ,  $\Lambda$  and  $\Sigma^0$  exchange) complemented by  $K^*(892)$  and  $K_1(1270)$  exchange diagrams. Thus, in an isobar model, at least three additional coupling constants,  $g_{K\Sigma^0 p}$  and  $G_{K_1}^{v,t}$ , enter the problem. In some cases,  $u$ -channel hyperon resonances are introduced. A Regge-inspired model, on the other hand, contains either  $t$ - or  $u$ -channel exchanges. In addition, the issue of unreasonably large Born-term strength, which constitutes a major challenge for isobar models, does not arise in the RPR approach. Consequently, no strong form factors are required for the background terms and the introduction of an additional background cutoff parameter is avoided. The Regge model faces only one uncertainty, namely the choice between constant or rotating  $K$  and  $K^*$  trajectories.

In the RPR framework, the resonant  $s$ -channel terms are described using Feynman prop-

agators. The resonances' finite lifetimes are taken into account through the substitution

$$s - m_{N^*}^2 \longrightarrow s - m_{N^*}^2 + im_{N^*}\Gamma \quad (16)$$

in the propagator denominators. The strong and electromagnetic interaction Lagrangians for coupling to spin-1/2 and spin-3/2 resonances are given in the Appendix.

In conventional isobar models, the resonance contributions increase with energy. For our RPR approach to be meaningful, however, the resonance amplitudes should vanish at high values of  $\omega_{lab}$ . This is accomplished by including a phenomenological form factor  $F(s)$  at the strong  $K\Lambda N^*$  vertices. Instead of the standard dipole parameterization

$$F_{dipole}(s) = \frac{\Lambda_{res}^4}{\Lambda_{res}^4 + (s - m_{N^*}^2)^2}, \quad (17)$$

used in most isobar models, we assume a Gaussian shape

$$F_{Gauss}(s) = \exp\left\{-\frac{(s - m_{N^*}^2)^2}{\Lambda_{res}^4}\right\}, \quad (18)$$

with  $\Lambda_{res}$  the cutoff value. Both forms are compared in Fig. 3. Our primary motivation for

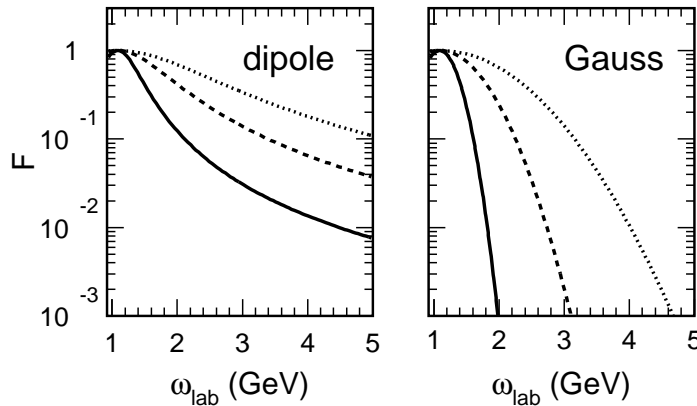


Figure 3: Dipole and Gaussian form factors as a function of the photon lab energy  $\omega_{lab}$ , for a resonance with mass  $m_{N^*} = 1710$  MeV. The full, dashed and dotted curves correspond to cutoffs  $\Lambda_{res} = 800, 1200$  and  $1600$  MeV respectively.

introducing Gaussian form factors is the fact that they fall off much more sharply with energy than dipoles. Using Gaussian form factors, for  $\omega_{lab} \gtrsim 4$  GeV the resonant contributions to the observables are quenched almost completely, even for cutoff values of  $1600$  MeV and

larger. A comparable effect is impossible to attain with a dipole, even with a cutoff mass as small as 800 MeV.

Previous analyses identified the  $S_{11}(1650)$ ,  $P_{11}(1710)$  and  $P_{13}(1720)$  states as the main resonance contributions to the  $p(\gamma, K^+)\Lambda$  dynamics [14, 34, 37]. Very recently the importance of the  $P_{11}(1710)$  state has been called into question [6]. A new  $D_{13}$  resonance was first introduced in Ref. [14] to explain a structure in the old SAPHIR total cross-section data [35] at  $W \approx 1900$  MeV. Hitherto unobserved in  $\pi N$  reactions, this state has been predicted in constituent-quark model calculations of Capstick and Roberts with a significant branching into the  $K\Lambda$  channel [36]. The evidence for this “missing” resonance is far from conclusive, however. Results of more recent analyses [5, 8, 37] seem to contradict the previously drawn conclusions. Ref. [38] specifically points to a  $P_{11}(1895)$  state as a more likely missing-resonance candidate, while the results from Ref. [7] suggest that a third  $S_{11}$  resonance might be playing a role. A recent coupled-channels study of the  $(\pi, \gamma)N \rightarrow K\Lambda$  reactions revealed no evidence for any missing resonance; including the known  $P_{13}(1900)$  state was found to suffice [6]. Two possible interpretations for the 1900 MeV cross-section peak will be explored in this work. We have performed one set of numerical calculations including the missing  $D_{13}(1895)$  resonance and another using a  $P_{11}(1895)$  resonance.

### III. RESULTS AND DISCUSSION

#### A. High-energy data

In contrast to the favorable experimental situation in the resonance region, the available data for  $\omega_{lab} \gtrsim 4$  GeV are scanty, and mostly correspond to forward-angle kinematics. The relevant low- $|t|$  data comprise 56 differential cross sections in total, at the selected energies  $\omega_{lab} = 5, 8, 11$  and 16 GeV [40]. A limited number of polarization observables are available, in the form of 7 recoil and 9 photon beam asymmetry points at  $\omega_{lab} = 5$  and 16 GeV respectively [41, 42].

For the high-energy observables, we rely on the pure  $t$ -channel Regge framework as outlined in Sec. II A. Contrary to the nonstrange sector, where the strong couplings can be determined from  $NN$  and  $\pi N$  scattering, the hyperon-nucleon interaction is difficult to access. Accordingly, the model parameters defined in Eq. (15) have to be optimized against

the aforementioned high-energy data. Assuming  $SU(3)$ -flavor symmetry, the strong  $g_{K\Lambda p}$  coupling constant can be related to the well-known  $g_{\pi NN}$  coupling [43, 44]. Assuming that the  $SU(3)$  prediction can deviate up to 20% from the physical value, the following range emerges:

$$-4.5 \leq \frac{g_{K\Lambda p}}{\sqrt{4\pi}} \leq -3.0. \quad (19)$$

Though the limited number of couplings contained in the Regge model is certainly an asset, the scarcity of the data prevents a unique determination of the  $t$ -channel background dynamics. We have investigated three of the four possible phase combinations for the  $K$  and  $K^*$  Regge propagators: rotating  $K$  and  $K^*$  phases, constant  $K$  plus rotating  $K^*$  phase, and rotating  $K$  plus constant  $K^*$  phase. The option with a constant phase for both propagators has not been considered, because the corresponding Regge amplitude has no imaginary part. This would result in a zero recoil polarization, contradicting experiment. Ultimately, we have identified a total of four plausible  $t$ -channel Regge model variants capable of describing the high-energy data in a satisfactory way. The model specifications are summarized in Table I. All model variants with a constant  $K$  and a rotating  $K^*$  phase resulted in unsatisfactory values of  $\chi^2$ , of the order of 6.5. The observable responsible for imposing this constraint on the trajectory phases is the recoil asymmetry. The calculated high-energy observables for each of the four model variants are compared to the data in Figs. 4-6.

The differential cross sections are displayed in Fig. 4. It turns out that this observable is rather insensitive to the chosen Regge propagator phases. Indeed, for each of the two

Table I: Comparison of the Regge model variants (numbered 1 through 4) found to describe the high-energy, forward-angle  $p(\gamma, K^+)\Lambda$  data [40–42]. The  $K$  and  $K^*$  trajectory phase options are given in the second column, while the last column shows the optimal  $\chi^2$  value. The remaining columns contain the extracted background parameters.

BG model	$K/K^*$ traj. phase	$\frac{g_{K\Lambda p}}{\sqrt{4\pi}}$	$G_{K^*}^v$	$G_{K^*}^t$	$\chi^2$
1	rot. $K$ , rot. $K^*$	-3.23	0.281	1.09	3.17
2	rot. $K$ , rot. $K^*$	-3.20	0.288	-0.864	2.73
3	rot. $K$ , cst. $K^*$	-3.00	-0.189	1.17	4.37
4	rot. $K$ , cst. $K^*$	-3.31	-0.350	-0.703	3.37

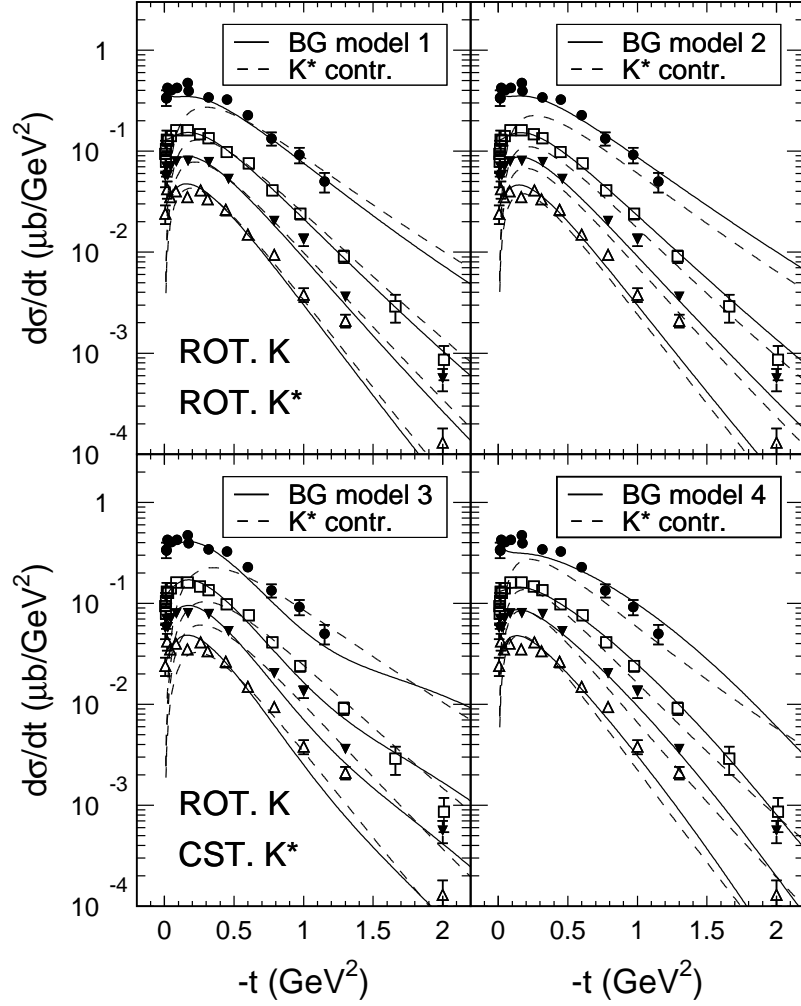


Figure 4: Forward-angle differential  $p(\gamma, K^+)\Lambda$  cross sections at photon lab energies of 5 ( $\bullet$ ), 8 ( $\square$ ), 11 ( $\blacktriangledown$ ) and 16 ( $\triangle$ ) GeV. The upper panels correspond to the Regge model variants 1 and 2, with a rotating phase for the  $K$  and  $K^*$  trajectories. In the lower panels, model variants 3 and 4, with a constant  $K^*$  phase, are shown. The full curves represent the complete result, while for the dashed curves only the  $K^*$  contribution was considered. The data are from Ref. [40].

investigated phase combinations shown, as well as for the constant  $K$  and rotating  $K^*$  phase option, a fair description of the cross sections can be achieved for certain combinations of the parameters.

At the level of the unpolarized observables, there is only one notable difference between the model variants with two rotating phases, and the ones with a constant plus a rotating phase. While the former option results in differential cross sections that fall steadily with

$t$ , the latter leads to a smooth oscillatory behavior of the cross sections. This effect can be attributed to interference between the diagrams with  $K$  and  $K^*$  propagators. When *e.g.* the  $K^*$  phase is constant, the interference terms in question have a phase  $e^{\pm i\pi\alpha_K(t)}$ . Thus, their contribution to the differential cross section is proportional to

$$\begin{aligned}\mathcal{M}_{interf.}^{K-K^*} &\sim \text{Re}(\mathcal{P}_K \mathcal{P}_{K^*}^*) \sim \cos \pi\alpha_K(t) \\ &= \cos \left\{ 2\pi \left( \frac{t}{2.9 \text{ GeV}^2} - 0.085 \right) \right\},\end{aligned}\tag{20}$$

since in the unpolarized cross section only the real part of the propagator product  $\mathcal{P}_K \mathcal{P}_{K^*}^*$  is retained. This corresponds to a harmonic oscillation in  $t$ , with a period of  $2.9 \text{ GeV}^2$ . For the situation with two rotating trajectory phases, the interference term is proportional to  $\cos \pi(\alpha_K(t) - \alpha_{K^*}(t))$ , which has a considerably longer oscillation period of  $13.3 \text{ GeV}^2$ .

Another interesting feature of the differential cross sections is the plateau at extreme forward angles ( $t \rightarrow 0$ ). This characteristic cannot be reproduced in a model with only the  $K$  and  $K^*$  exchange diagrams (a) and (b) from Fig. 1. This is due to the specific structure of the  $\gamma KK$  and  $\gamma KK^*$  Lagrangians of Eqs. (A.1) and (A.2), which result in electromagnetic vertex factors going to zero at  $t = 0$ . The presence of a Regge propagator does not alter that fact since, at low  $|t|$ , it approaches the Feynman propagator by construction. Figure 4 illustrates the above by also showing the  $K^*$  contribution to the differential cross section (dashed curves). Traditionally, the issue of pure  $t$ -channel mechanisms being insufficient to describe the data was resolved by resorting to so-called (over)absorption mechanisms [45]. The underlying principle is, simply stated, the following. Elastic and inelastic rescattering of the initial  $\gamma p$  and final  $K^+ \Lambda$  states result in a loss of flux, and thus a reduction of the  $p(\gamma, K^+) \Lambda$  amplitude. Hereby, the lower partial waves are absorbed most. As a consequence, the sum of all reduced partial-wave amplitudes is no longer identically zero at  $t = 0$ . Albeit this prescription is quite effective in describing the cross-section data, it results in an unphysical change of sign of the lowest partial waves. In the model presented here, the plateau in the differential cross section is naturally reproduced through the inclusion of the gauge-restoring  $s$ -channel electric Born term [Eq. (2)]. Due to its vertex structure, this diagram has an amplitude which peaks at extreme forward angles. When  $|t|$  increases, its influence gradually diminishes and, as is clear from Fig. 4, the  $K^*$  exchange diagram starts dominating the process. The  $K$  contribution remains quite modest in the entire  $t$  region under consideration, since  $\mathcal{P}_{Regge} \sim s^{\alpha(t)}$  and the  $K$  trajectory has a smaller offset than the  $K^*$  trajectory [see

Eqs. (13) and (14)]. The inclusion of the  $s$ -channel electric Born diagram can result in either a peak or a plateau, depending on the relative values of the coupling constants of the  $K^*$  exchange and nucleon-pole diagram. In the  $p(\gamma, K^+)\Lambda$  case, the interplay between both diagrams results in a plateau.

Figure 5 displays the photon beam asymmetry  $\Sigma$  at  $\omega_{lab} = 16$  GeV. This observable is

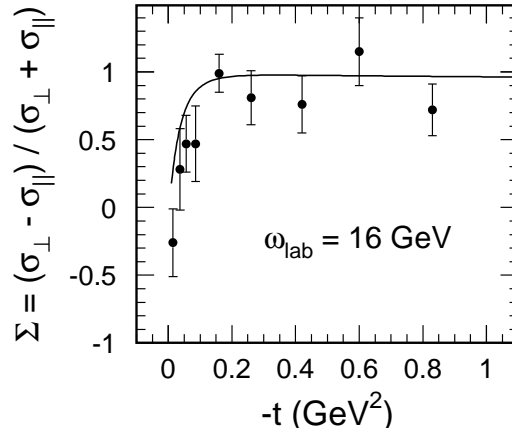


Figure 5: Results for the forward-angle  $p(\gamma, K^+)\Lambda$  photon beam asymmetry at  $\omega_{lab} = 16$  GeV. The curves for the various models are virtually indistinguishable, so for the sake of clarity we display only the asymmetry for model variant 1. The data are from Ref. [41].

extremely well reproduced in all four models presented here. Its insensitivity to the particular choice of background model is even more pronounced than for the differential cross sections. Only the result for model variant 1 is shown, since the three other curves are nearly identical. The asymmetry is small at extreme forward angles, rising quickly towards 1. The fact that the  $\sigma_{\perp}$  contribution dominates at higher  $|t|$  indicates that a natural-parity particle, here the  $K^*$ , is exchanged. The exchange of the unnatural-parity  $K$  mostly influences  $\sigma_{\parallel}$ , while the  $s$ -channel Born diagram contributes more or less equally to  $\sigma_{\perp}$  and  $\sigma_{\parallel}$ . This explains the behavior of  $\Sigma$  at forward angles, where the dynamics are mostly governed by the  $s$ -channel Born diagram.

To our knowledge, the sole high-energy  $p(\gamma, K^+)\Lambda$  recoil asymmetry data available were collected at a photon energy of 5 GeV in the early seventies [42]. A comparison with our results for the different Regge model variants is presented in Fig. 6. Since the measured asymmetry is nonzero, we conclude that the  $t$ -channel dynamics are governed by the



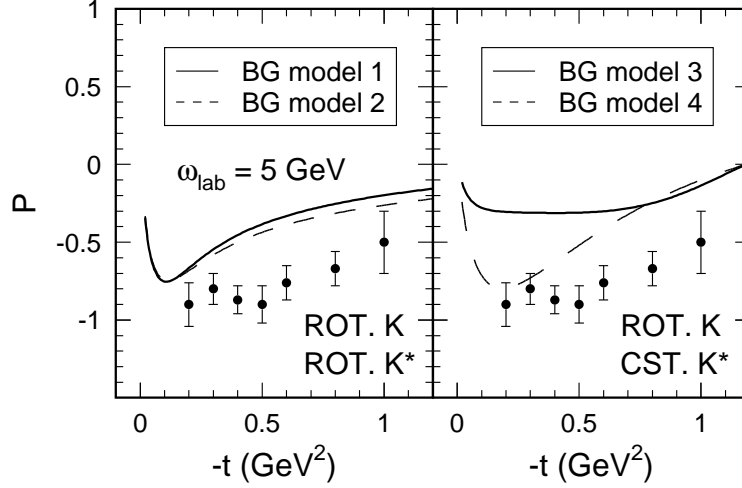


Figure 6: Results for the forward-angle  $p(\gamma, K^+)\Lambda$  recoil asymmetry at  $\omega_{lab} = 5$  GeV. The full and dashed curves in the left panel correspond to the Regge model variants 1 and 2 respectively, with a rotating phase for the  $K$  and  $K^*$  trajectories. In the right panel, model variants 3 (full) and 4 (dashed), with a constant  $K^*$  phase, are shown. The data are from Ref. [42].

exchange of two or more trajectories. Indeed, polarized baryon asymmetries reflect interference effects, requiring at least two non-vanishing contributions to the amplitude, with different phases.

The recoil asymmetry is an extremely useful observable for constraining the reggeized background dynamics. Firstly, since it is proportional to  $\mathcal{I}m(\mathcal{P}_K \mathcal{P}_{K^*}^*)$ , the assumption of a constant  $K$  phase would lead to a  $\sin \pi \alpha_{K^*}(t)$  dependence for  $P$ . The calculated asymmetry would then be exactly zero at  $t = -0.38$  GeV<sup>2</sup>. This is, however, precisely the point where the measured asymmetry reaches its maximum. This explains why the possibility of a constant  $K$  trajectory phase is rejected. Secondly, the sign of the recoil asymmetry is directly linked to the relative signs of the  $g_{K\Lambda p}$  and  $G_{K^*}^{v,t}$  couplings. Indeed, Table I shows that the negative sign for the recoil asymmetry imposes severe constraints upon the signs of the  $K^*$  couplings. For a rotating  $K^*$  phase, the coupling  $G_{K^*}^v$  should be positive; for a constant  $K^*$  phase a negative vector coupling is needed. The sign of the tensor coupling appears to be of less importance.

## B. Extrapolation to the resonance region

The latest resonance-region  $p(\gamma, K^+)\Lambda$  data provided by CLAS and SAPHIR consist of differential and total cross sections and hyperon polarizations [1, 2]. Photon beam asymmetries for the forward-angle kinematical region have been supplied by LEPS [3, 4]. Here, we shall only consider the CLAS and LEPS data.

In contrast to its smoothness at high  $\omega_{lab}$ , the  $p(\gamma, K^+)\Lambda$  cross section exhibits a richer structure at lower energies. This hints at individual  $s$ -channel resonances contributing to the photoproduction dynamics. No resonant effects arise from the Regge amplitudes. To remedy this, we superimpose a number of resonance terms onto the reggeized background, in such a way that they vanish in the high- $s$  limit. As explained in Sec. II B, the latter is accomplished by introducing a Gaussian form factor at each of the strong  $K\Lambda N^*$  vertices. Intentionally, we keep the number of nucleon resonances at a strict minimum. Previous studies attributed a sizable role to the  $S_{11}(1650)$ ,  $P_{11}(1710)$  and  $P_{13}(1720)$  states [14, 34, 37]. Apart from this “core” set, we allow one additional resonance to come into play.

Following the discussion in Refs. [5, 8, 37, 38], we have investigated the possibility of either a missing  $D_{13}(1895)$  or  $P_{11}(1895)$  state, in combination with each of the four background model variants presented in the previous section (see Table I). The core set in itself does not suffice, due to its inability to reproduce the structure in the experimental cross sections for  $1.3 \text{ GeV} \leq \omega_{lab} \leq 1.6 \text{ GeV}$  or  $1.8 \text{ GeV} \leq W \leq 2 \text{ GeV}$ . It should be noted that the latest CLAS data reveal the position of this peak to be angle dependent [1]. This hints at mechanisms more complicated than a single resonance. Possibly two or more resonances with a mass in the indicated  $W$  range are involved. Another option is that a resonance with a mass around 1800 MeV is interfering destructively with the first resonance peak. Photoproduction of an  $\eta$  particle, or of  $K\Lambda^*$  and  $K^*\Lambda$  states, could also lead to additional structure in the observables through final-state interactions. Reproducing the angle-dependence of this structure might be easier to accomplish in a Regge-inspired model than in standard isobar approaches, since reggeization requires the forward- and backward-angle kinematical regions to be treated separately. Here, we shall investigate the possibility that the peak at forward angles reflects the presence of a single resonance. An investigation of the structure appearing at backward angles requires  $u$ -channel reggeization.

To our knowledge, the only other study of the  $p(\gamma, K^+)\Lambda$  process in a mixed Regge-

isobar framework is the one by Mart and Bennhold (MB) [39]. It differs from ours in many respects. Most importantly, the MB model combines the high-energy  $t$ -channel Regge amplitude with the *full* Feynman amplitude for the resonance region. Contrary to our RPR approach, isobar background terms are explicitly included, resulting in a larger number of free parameters. Furthermore, the transition from the resonance to the high-energy region involves a phenomenological mixing of the Regge and isobar parts. Finally, Mart and Bennhold considered only the case of rotating phases for the  $K$  and  $K^*$  trajectories. For the  $s$ -channel resonances, the MB model contains the same “core” set as ours, supplemented with a  $D_{13}(1895)$  state.

Of the eight model variants under study, we identified four as providing a reasonable global description of the high- and low-energy observables. We shall denote them as RPR models  $a$  through  $d$ . Table II summarizes their properties.

The  $\chi^2$  values are from a comparison of the  $p(\gamma, K^+)\Lambda$  calculations with the data in the resonance and high-energy regions [1, 3, 40–42]. For all four RPR model variants, an optimum  $\chi^2$  value between 3.6 and 4.0 was found. We should mention that the smallest value of  $\chi^2$  which could be obtained with only the core set of resonances was of the order of 5.7, corresponding to background model 4. It is worth stressing that in our RPR approach, the only free parameters which need to be fitted to the resonance-region data are the resonance

Table II: Comparison of the model variants found to describe the  $p(\gamma, K^+)\Lambda$  data for photon energies varying from threshold up to 16 GeV. The used Regge background model (BM) is given (using the numbering from Sec. III A), as are the  $s$ -channel resonances included, and the final value of  $\chi^2$ . By comparison: the smallest value of  $\chi^2$  obtained with only the core set of resonances was of the order of 5.7. The last column but one mentions the number of free parameters. This number does not include background couplings, since they were fixed against the high-energy data.

no.	BM	core	$D_{13}(1895)$	$P_{11}(1895)$	$\chi^2$	NFP	$\Lambda_{res}$ (MeV)
a	3	★	★	-	3.8	13	1721
b	4	★	★	-	4.0	13	1571
c	3	★	-	★	3.9	9	1614
d	4	★	-	★	3.6	9	1499

couplings and the cutoff value of the strong resonance form factors. As described in the previous section, the background has been fixed against the high-energy data. The background model variants 1 and 2 are missing from Table II because, after adding  $s$ -channel terms, both fail to produce acceptable results for the data in the resonance region. In other words, our results indicate that the Regge model with a rotating phase for both the  $K$  and  $K^*$  trajectory, while effective at high energies, is incompatible with the resonance-region data. We stress again that the high-energy observables alone *do not* allow one to distinguish between the background model variants 1 to 4. In fact, the Regge background model variant 1 closely resembles the model originally proposed by Guidal, Laget and Vanderhaeghen for the description of high-energy electromagnetic production of kaons from the proton [20, 21, 23]. For the resonance cutoff  $\Lambda_{res}$ , values between 1450 and 1750 MeV are found. This result is compatible with the typical values used in isobar models for the dipole form factors.

The energy dependence of the differential cross sections is shown in Fig. 7. This figure clearly demonstrates that the Regge background contribution in itself produces cross sections that have approximately the right order of magnitude. This is most obvious for the RPR model variants  $b$  and  $d$ , where the agreement between the background cross section and the data is quite good for all but the least forward angles. We also note the smoothness of the Regge background as compared to the measured cross sections.

At the most forward angles, the contribution from the model 3 background overshoots the experimental cross section, while model 4 underestimates it slightly. As a consequence, during the fitting procedure the resonance couplings are adjusted in such a manner that the background-resonance interferences are destructive in the former case, and constructive (but small) in the latter case. For  $\cos\theta_K^*$  closer to zero, the opposite holds. We recall that the Regge model variants 3 and 4 differ in the sign of the  $G_{K^*}^t$  coupling. This sign turned out to be of minor importance in the high-energy description. Apparently, the impact of the tensor interaction in the strong  $K\Lambda p$  vertex [see Eq. (A.5)] grows as lower energies are probed.

Another remarkable feature of the results is, that the influence of the  $D_{13}$  and  $P_{11}$  states on the cross sections calculated with RPR model variants  $b$  and  $d$  is rather small. In RPR models  $a$  and  $c$  on the other hand, these missing resonances play a vital role. They serve to lower the peak at  $W \approx 1700$  MeV by interfering destructively with the background and core contributions. This is reflected in the fitted resonance couplings, given in Table III. Our

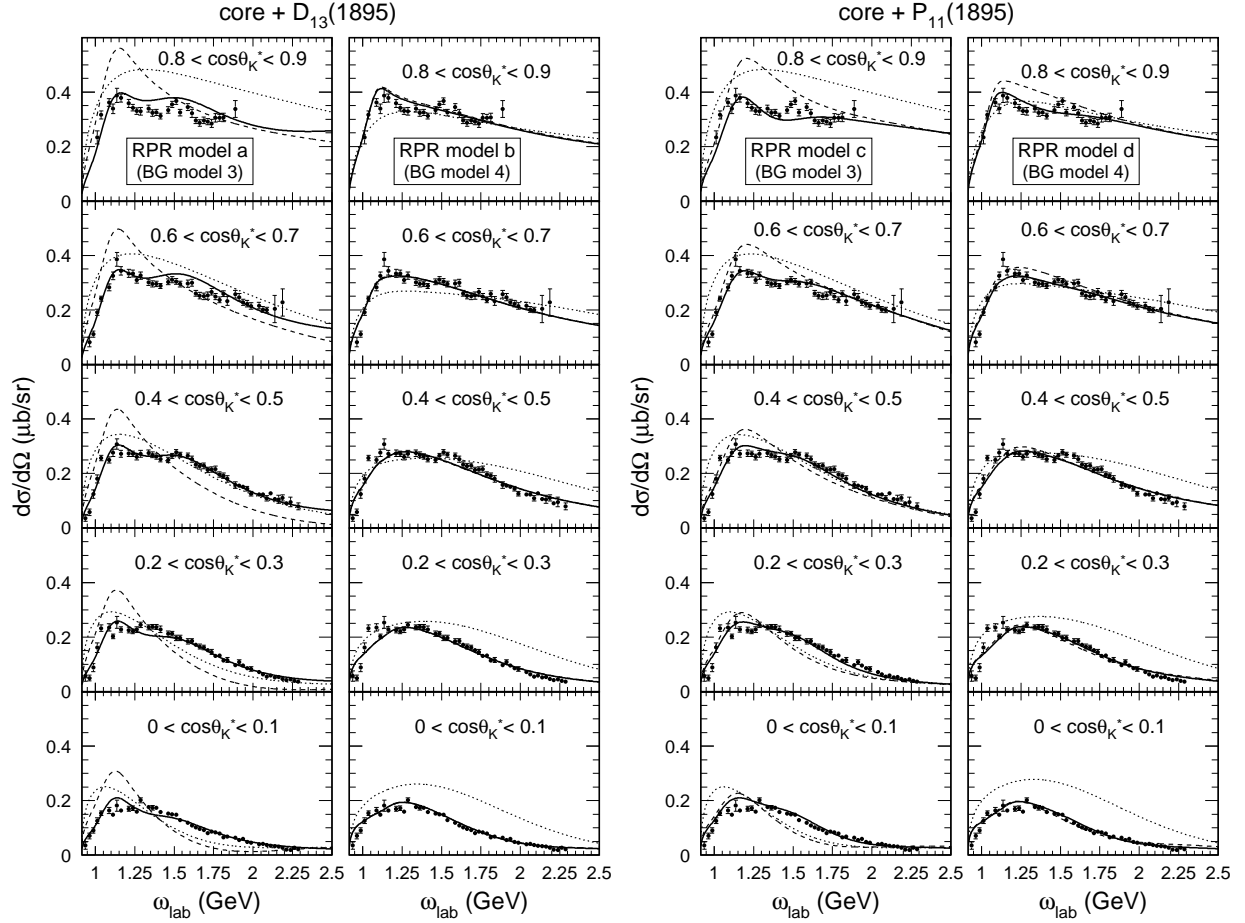


Figure 7: Energy dependence of the differential  $p(\gamma, K^+)\Lambda$  cross sections in the resonance region, for a number of representative bins in  $\cos\theta_K^*$  (the center-of-mass  $K$  scattering angle relative to the incoming photon direction). The two panels on the left correspond to the two RPR model variants including a  $D_{13}(1895)$  resonance ( $a$  and  $b$ ). In the right panels, the model variants with a  $P_{11}(1895)$  state ( $c$  and  $d$ ) are displayed. The full curves represent the complete result. The dotted curves show the reggeized background contribution, and the dashed curves correspond to calculations including the background and a core set of resonances. The data are from CLAS [1].

conclusions concerning the existence of a missing  $M = 1895$  MeV state evidently depend on the Regge background model used. Judging by the cross-section data alone, no convincing evidence for a missing resonance is found with background model 4, while background model 3 does require the presence of such a state.

The structures in the energy behavior of the differential cross sections are not very well

reproduced in any of the proposed RPR models. This seems to be a difficulty inherent to the mixed Regge-isobar approach. Mart and Bennhold also observed a “flattening out” of the resonance peaks in their calculated cross sections [39].

Figure 8 shows the computed recoil polarizations  $P$ . All four presented RPR model variants provide a good description of the experimental recoil asymmetries. Contrary to the differential cross sections, the low-energy recoil asymmetry data are not systematically matched by the background contribution. Again, the Regge model variant used, and thus the sign of the  $G_{K^*}^t$  coupling, turns out to play an important role. The background contribution resulting from model 4, with a negative tensor coupling, reproduces the asymmetries rather well. Background model 3, on the other hand, assumes a positive coupling, with a very different result. As a consequence of the good performance of background variant 4, the RPR models  $b$  and  $d$  require only weak resonance contributions. In particular, this applies to the missing  $D_{13}$  and  $P_{11}$  states, as is seen in Table III. Only at the most backward angles considered here, a considerable influence of the  $P_{11}$  resonance is seen. Thus, the recoil polarization results confirm the conclusions drawn from the differential cross sections: a missing  $D_{13}$  or  $P_{11}$  state is needed in combination with background model 3, but background model 4 does not require it as much.

In the model of Mart and Bennhold, a satisfactory description for the recoil polarization could not be achieved. Particularly the rather sharp dip appearing in the data at  $W \approx$

Table III: Resonance parameters for the four proposed RPR model variants  $a$  through  $d$ . The couplings of the missing  $D_{13}(1895)$  and  $P_{11}(1895)$  states are printed in bold.

<b>R</b>	<b>Resonance core</b>							<b>Missing resonances</b>					
	$S_{11}(1650)$	$P_{11}(1710)$	$P_{13}(1720)$					$D_{13}(1895)$					$P_{11}(1895)$
	$G_{S_{11}}$	$G_{P_{11}}$	$G_{P_{13}}^{(1)}$	$G_{P_{13}}^{(2)}$	$X$	$Y$	$Z$	$G_{D_{13}}^{(1)}$	$G_{D_{13}}^{(2)}$	$X$	$Y$	$Z$	$G'_{P_{11}}$
a	$-3.8 \cdot 10^{-2}$	$-8.0 \cdot 10^{-3}$	$-9.1 \cdot 10^{-5}$	$-3.5 \cdot 10^{-1}$	$5.0 \cdot 10^{-1}$	$-2.2 \cdot 10^3$	-4.8	$-6.5 \cdot 10^{-1}$	$-9.0 \cdot 10^{-1}$	$-2.3 \cdot 10^1$	2.4	-4.6	–
b	$-2.3 \cdot 10^{-2}$	$1.4 \cdot 10^{-1}$	$-8.2 \cdot 10^{-2}$	$4.4 \cdot 10^{-3}$	$-2.7 \cdot 10^2$	$2.7 \cdot 10^{-1}$	-7.7	$-1.7 \cdot 10^{-2}$	$-1.1 \cdot 10^{-1}$	1.8	$2.5 \cdot 10^{-1}$	-5.3	–
c	$-4.0 \cdot 10^{-2}$	$-9.0 \cdot 10^{-3}$	$4.6 \cdot 10^{-5}$	$1.1 \cdot 10^{-1}$	5.1	$4.1 \cdot 10^3$	-7.2	–					$-5.2 \cdot 10^{-1}$
d	$-3.0 \cdot 10^{-2}$	$1.1 \cdot 10^{-1}$	$-8.9 \cdot 10^{-2}$	$1.9 \cdot 10^{-2}$	$-8.2 \cdot 10^1$	$-1.6 \cdot 10^{-2}$	-7.3	–					$-1.9 \cdot 10^{-1}$

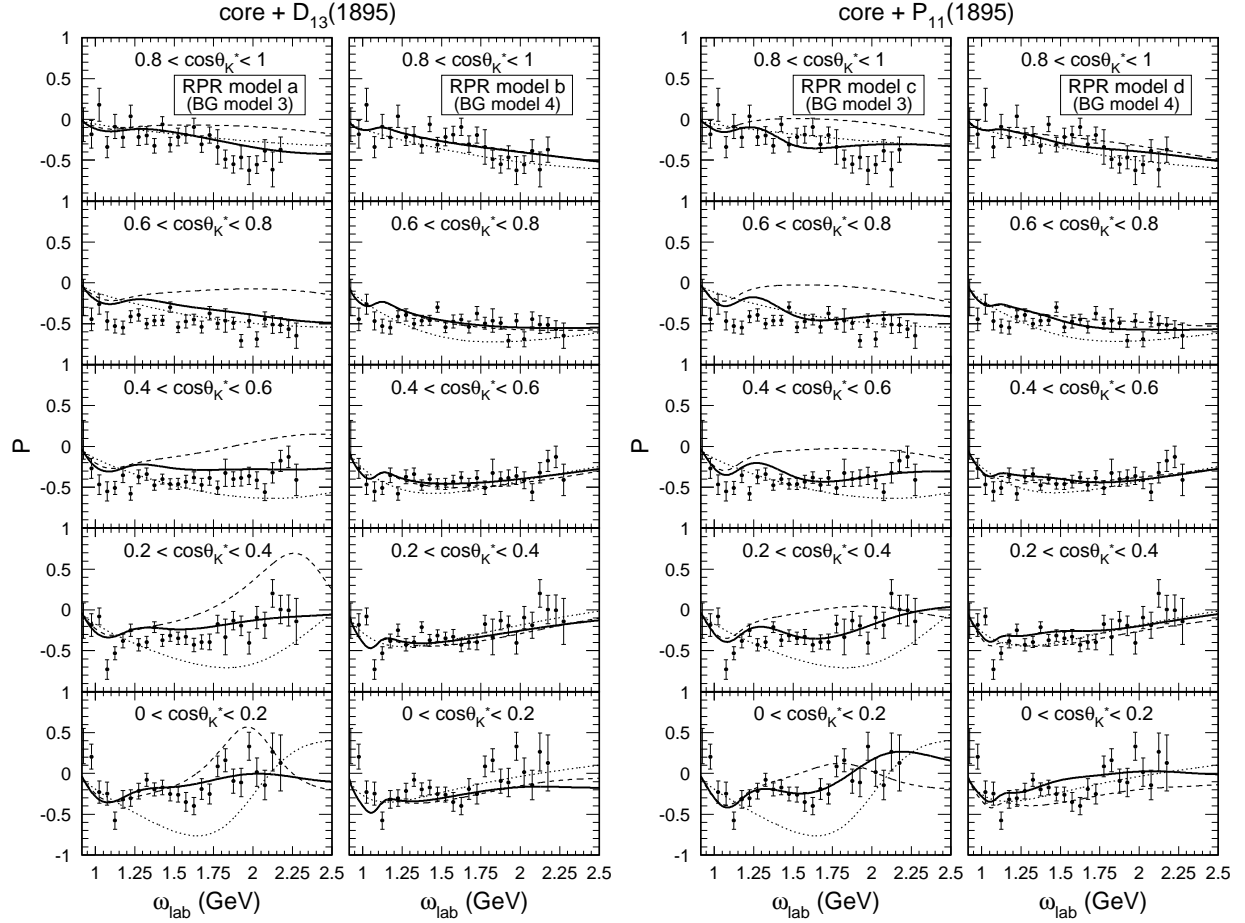


Figure 8: Energy dependence of the  $p(\gamma, K^+)\Lambda$  recoil polarization asymmetry for a number of representative  $\cos\theta_K^*$  bins. The two panels on the left correspond to the two model variants including a  $D_{13}(1895)$  resonance ( $a$  and  $b$ ). In the right panels the model variants with a  $P_{11}(1895)$  state ( $c$  and  $d$ ) are displayed. The full curves represent the complete result. The dotted curves show the reggeized background contribution, and the dashed curves correspond to the contribution of background and core. The data are those from CLAS, as reported in [1].

1.75 GeV ( $\omega_{lab} \approx 1.16$  GeV) for  $\cos\theta_K^* < 0.6$  proved problematic. This discrepancy was tentatively attributed to an unidentified missing resonance. Our RPR model corroborates this result. Apart from the  $P_{11}(1895)$  state used in models  $c$  and  $d$ , we have considered exactly the same resonances, and also failed to reproduce the full depth of the dip. While the RPR model variants  $b$  and  $c$  do a better job than the MB model, the agreement is still far from perfect.

The results for the photon beam asymmetry  $\Sigma$  are contained in Fig. 9. Since only a limited number of data points are available, these results might be considered more as a prediction than as the actual outcome of a fit. All four RPR model variants reproduce this observable well at extreme forward angles. The more backward angles turn out to represent a greater challenge, however, especially for the lowest energies. This observation is compatible with Mart and Bennhold's findings, except that their results underestimated the low-energy data, while ours overshoot them. For the polarized-photon observables, the Mart-Bennhold approach performs slightly better than the model variants presented in this work. It should be realized, though, that the number of free parameters in the RPR model is considerably smaller, making it more challenging to reproduce the same set of data.

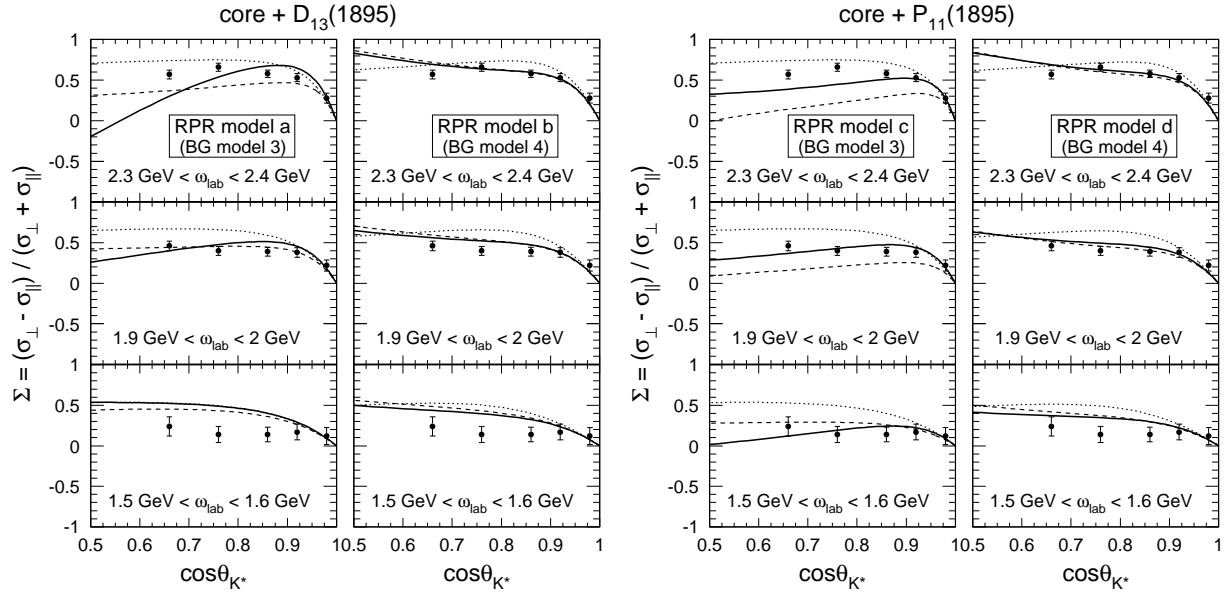


Figure 9: Results for the forward-angle  $p(\gamma, K^+)\Lambda$  photon beam asymmetry, for  $0.5 < \cos \theta_K^* < 1.0$  and for three representative photon lab energy bins, corresponding to center-of-mass energy bins  $2.280 \text{ GeV} < W < 2.320 \text{ GeV}$ ,  $2.109 \text{ GeV} < W < 2.153 \text{ GeV}$ , and  $1.922 \text{ GeV} < W < 1.970 \text{ GeV}$ . The two panels on the left correspond to the two model variants including a  $D_{13}(1895)$  resonance (a and b). In the right panels the model variants with a  $P_{11}(1895)$  state (c and d) are displayed. The full curves represent the complete result. The dotted curves show the reggeized background contribution, and the dashed curves correspond to the contribution of background and core. The data are those from LEPS, as reported in [3].



Our findings provide only circumstantial evidence for the existence of the new  $D_{13}$  or  $P_{11}$  resonances. Only for one of the two retained background models (model 3) does the inclusion of a resonance with a mass of 1895 MeV significantly improve the results. Therefore, we cannot rule out the possibility that another effect, maybe due to final-state interactions, is at work here. That would also explain the angle dependence of the cross-section peak. Judging from our results, the  $P_{11}(1895)$  state is a more likely candidate for a missing resonance than the  $D_{13}$ . This conclusion follows from the observation that the RPR model variants containing a  $P_{11}$  resonance result in a lower value of  $\chi^2$  than those with a  $D_{13}$  state, despite having four free parameters less.

#### IV. CONCLUSIONS AND OUTLOOK

We have presented a relatively simple and economical framework for describing  $p(\gamma, K^+)\Lambda$  processes from threshold up to  $\omega_{lab} = 16$  GeV. To this end, we resorted to a “Regge-plus-resonance” (RPR) strategy, involving the superposition of a limited number of  $s$ -channel resonances onto a reggeized  $t$ -channel background. The Regge-inspired approach guarantees an appropriate high-energy limit, while the  $s$ -channel terms provide the resonant structures to the low-energy observables.

The parameters of the  $t$ -channel Regge background amplitude were determined against the high-energy data ( $5 \text{ GeV} \leq \omega_{lab} \leq 16 \text{ GeV}$ ). We addressed the question of whether a constant or a rotating phase represents the optimum choice for the  $K$  and  $K^*$  Regge trajectories, and identified the recoil asymmetry as the observable most sensitive to the specific ingredients of the Regge model. In particular, the option of a constant  $K$  trajectory phase could be ruled out. Despite the parameter-poorness of the Regge amplitude, singling out one particular background model turned out to pose some difficulties due to the scarcity of high-energy data. Instead, several plausible options for modeling the high-energy  $t$ -channel amplitude had to be retained.

We added  $s$ -channel diagrams to the reggeized background amplitude. In order to minimize the double-counting effects that might arise, the number of resonances was deliberately kept down. Apart from the “core” set consisting of the  $S_{11}(1650)$ ,  $P_{11}(1710)$  and  $P_{13}(1720)$  states, we investigated possible contributions of unknown  $D_{13}(1895)$  or  $P_{11}(1895)$  resonances. The Regge background was found to have a “smoothing” influence, making it difficult to

reproduce bumps in the cross section. Only the background models with a rotating  $K$  and constant  $K^*$  trajectory phase were found to be compatible with the proposed resonance dynamics. Though in some cases the inclusion of a new  $D_{13}$  or  $P_{11}$  resonance improved the agreement with the data significantly, we are reluctant to claim evidence for the existence of either of these states. Our results indicate, however, that the  $P_{11}(1895)$  state is a more likely missing-resonance candidate than the  $D_{13}$ .

## Acknowledgments

We acknowledge enlightening discussions with M. Vanderhaeghen. We thank D. Ireland for a critical reading of the manuscript. This work was supported by the Fund for Scientific Research, Flanders (FWO) under contract number G.0020.03.

## Appendix: EFFECTIVE-LAGRANGIAN FORMALISM

### 1. Forward-angle background

*Electromagnetic couplings.* The electromagnetic interaction Lagrangians contributing to the  $t$ -channel background amplitude are given by:

$$\mathcal{L}_{\gamma KK} = -ie (K^\dagger \partial_\mu K - K \partial_\mu K^\dagger) A^\mu, \quad (\text{A.1})$$

$$\mathcal{L}_{\gamma KK^*} = \frac{e\kappa_{KK^*}}{4M} \epsilon^{\mu\nu\lambda\sigma} F_{\mu\nu} V_{\lambda\sigma} K, \quad (\text{A.2})$$

$$\mathcal{L}_{\gamma pp}^{elec} = -e \bar{N} \gamma_\mu N A^\mu. \quad (\text{A.3})$$

The antisymmetric tensor for the photon field  $A^\mu$  is defined as  $F^{\mu\nu} = \partial^\nu A^\mu - \partial^\mu A^\nu$ . Analogously, the vector meson tensor is given by  $V^{\mu\nu} = \partial^\nu V^\mu - \partial^\mu V^\nu$ . For the proton anomalous magnetic moment,  $\kappa_p = 1.793 \mu_N$  [29] is used. By convention, the mass scale  $M$  is taken at 1 GeV, and  $e = +\sqrt{4\pi/137}$ .

*Strong couplings.* For the strong  $K\Lambda p$  vertex, either a pseudoscalar or a pseudovector structure can be assumed. We have opted for a pseudoscalar interaction:

$$\mathcal{L}_{K\Lambda p}^{PS} = -ig_{K\Lambda p} K^\dagger \bar{\Lambda} \gamma_5 N + h.c., \quad (\text{A.4})$$

with “h. c.” denoting the hermitian conjugate. The hadronic  $K^*\Lambda p$  vertex is composed of a vector ( $v$ ) and a tensor ( $t$ ) part,

$$\begin{aligned}\mathcal{L}_{K^*\Lambda p} = & -g_{K^*\Lambda p}^v \bar{\Lambda} \gamma_\mu N V^\mu \\ & + \frac{g_{K^*\Lambda p}^t}{2(M_\Lambda + M_p)} \bar{\Lambda} \sigma_{\mu\nu} V^{\mu\nu} N + h.c. .\end{aligned}\quad (\text{A.5})$$

$V^\mu$  again stands for the  $K^*$  vector field, and  $V^{\mu\nu}$  for the corresponding antisymmetric tensor.

## 2. Resonance contributions

*Electromagnetic couplings.* The electromagnetic interaction Lagrangian for spin-1/2 resonances reads:

$$\mathcal{L}_{\gamma p N^*(\frac{1}{2})} = \frac{e\kappa_{pN^*}}{4M_p} \bar{R} \Gamma_{\mu\nu} N + h.c. . \quad (\text{A.6})$$

In this expression,  $R$  represents the Dirac spinor field of the resonance, and  $\Gamma_{\mu\nu} = \sigma^{\mu\nu}$  ( $\gamma^5 \sigma^{\mu\nu}$ ) for even (odd) parity resonances.

For spin-3/2 resonances, two terms appear in the Lagrangian:

$$\begin{aligned}\mathcal{L}_{\gamma p N^*(\frac{3}{2})} = & i \frac{e\kappa_{pN^*}^{(1)}}{2M_p} \bar{R}^\mu \theta_{\mu\nu}(Y) \Gamma_\lambda N F^{\lambda\nu} \\ & - \frac{e\kappa_{pN^*}^{(2)}}{4M_p^2} \bar{R}^\mu \theta_{\mu\nu}(X) \Gamma(\partial_\lambda N) F^{\nu\lambda} + h.c.\end{aligned}\quad (\text{A.7})$$

Herein,  $\Gamma = \gamma^5$  (1) and  $\Gamma^\mu = \gamma^\mu \gamma^5$  ( $\gamma_\mu$ ) for even (odd) parity resonances.  $R^\mu$  is the Rarita-Schwinger vector field used to describe the spin-3/2 particle.

*Strong couplings.* The strong interaction Lagrangian for a spin-1/2 resonance can have a pseudoscalar or a pseudovector form. In this work, we have used the pseudoscalar scheme:

$$\mathcal{L}_{K\Lambda N^*(\frac{1}{2})}^{PS} = -ig_{K\Lambda N^*} K^\dagger \bar{\Lambda} \Gamma R + h.c. \quad (\text{A.8})$$

For spin-1/2 resonance exchange, the information regarding the extracted coupling constant takes on the form:

$$G_{N^*} = \frac{g_{K\Lambda N^*}}{\sqrt{4\pi}} \kappa_{pN^*} . \quad (\text{A.9})$$

The hadronic vertex for spin-3/2 exchange is given by

$$\mathcal{L}_{K\Lambda N^*(\frac{3}{2})} = \frac{f_{K\Lambda N^*}}{M_K} \bar{R}^\mu \theta_{\mu\nu}(Z) \Gamma' \Lambda (\partial^\nu K) + h.c. , \quad (\text{A.10})$$

with  $\Gamma' = 1$  ( $\gamma_5$ ) for even (odd) parity resonances. The function  $\theta_{\mu\nu}(V)$  is defined as [46]

$$\theta_{\mu\nu}(V) = g_{\mu\nu} - \left(V + \frac{1}{2}\right) \gamma_\mu \gamma_\nu, \quad (\text{A.11})$$

with  $V = X, Y, Z$  the so-called *off-shell parameters*.

For spin-3/2 resonance exchange, the fits of the model calculations to the data give access to the following combinations of coupling constants:

$$G_{N^*}^{(1,2)} = \frac{ef_{K\Lambda N^*}}{4\pi} \kappa_{NN^*}^{(1,2)}. \quad (\text{A.12})$$

The normalization conventions for the field operators and Dirac matrices are those of Ref. [47]. The Mandelstam variables for a two-particle scattering process of the form  $1 + 2 \rightarrow 3 + 4$  are defined in the standard way as

$$s = (p_1 + p_2)^2, \quad (\text{A.13})$$

$$t = (p_1 - p_3)^2, \quad (\text{A.14})$$

$$u = (p_1 - p_4)^2. \quad (\text{A.15})$$

- 
- [1] J.W.C. McNabb *et al.* (CLAS Collaboration), Phys. Rev. C **69**, 042201 (2004).
  - [2] K.-H. Glander *et al.* (SAPHIR Collaboration), Eur. Phys. J. A **19**, 251 (2004).
  - [3] R.G.T. Zegers *et al.* (LEPS Collaboration), Phys. Rev. Lett. **91**, 092001 (2003).
  - [4] M. Sumihama *et al.* (LEPS Collaboration), Nucl. Phys. **A754**, 303 (2005).
  - [5] T. Mart, S. Sulaksono, and C. Bennhold, in *Proceedings of the International Symposium on Electrophotoproduction of Strangeness on Nucleons and Nuclei, Sendai, Japan, 2003*, edited by K. Maeda (River Edge, World Scientific, 2004).
  - [6] V.V. Shklyar, H. Lenske, and U. Mosel, Phys. Rev. C **72**, 015210 (2005).
  - [7] B. Juliá-Díaz, B. Saghai, F. Tabakin, W.-T. Chiang, T.-S.H. Lee, and Z. Li, Nucl. Phys. **A755**, 463 (2005).
  - [8] A.V. Sarantsev, V.A. Nikonov, A.V. Anisovich, E. Klempt, and U. Thoma, hep-ex/0506011 (2005).
  - [9] S. Janssen, J. Ryckebusch, D. Debruyne, and T. Van Cauteren, Phys. Rev. C **65**, 015201 (2002).

- [10] R.A. Adelseck and L.E. Wright, Phys. Rev. C **38**, 1965 (1988).
- [11] R.A. Williams, C.-R. Ji, and S.R. Cotanch, Phys. Rev. C **46**, 1617 (1992).
- [12] J.C. David, C. Fayard, G.H. Lamot, and B. Saghai, Phys. Rev. C **53**, 2613 (1996).
- [13] T. Mart, C. Bennhold, and C.E. Hyde-Wright, Phys. Rev. C **51**, 1074 (1995).
- [14] T. Mart and C. Bennhold, Phys. Rev. C **61**, 012201 (2000).
- [15] W.-T. Chiang, F. Tabakin, T.-S.H. Lee, and B. Saghai, Phys. Lett. B **517**, 101 (2001).
- [16] G. Penner and U. Mosel, Phys. Rev. C **66**, 055212 (2002).
- [17] A. Usov and O. Scholten, Phys. Rev. C **72**, 025205 (2005).
- [18] K. Ohta, Phys. Rev. C **40**, 1335 (1989); H. Haberzettl, *ibid.* **56**, 2041 (1997); R.M. Davidson and R. Workman, *ibid.* **63**, 025210 (2001).
- [19] S. Janssen, D.G. Ireland, and J. Ryckebusch, Phys. Lett. B **562**, 51 (2003).
- [20] M. Guidal, J.-M. Laget, and M. Vanderhaeghen, Nucl. Phys. **A627**, 645 (1997).
- [21] M. Vanderhaeghen, M. Guidal, and J.-M. Laget, Phys. Rev. C **57**, 1454 (1998).
- [22] N. Levy, W. Majerotto, and B.J. Read, Nucl. Phys. B **55**, 493 (1973).
- [23] M. Guidal, Ph. D. thesis, University of Orsay (1997).
- [24] A. Sibirtsev, K. Tsushima, and S. Krewald, Phys. Rev. C **67**, 055201 (2003).
- [25] H. Holvoet, Ph. D. thesis, Ghent University (2002).
- [26] W.-T. Chiang, S.N. Yang, L. Tiator, M. Vanderhaeghen, and D. Drechsel, Phys. Rev. C **68**, 045202 (2003).
- [27] T. Regge, Nuovo Cim. **14**, 951 (1959).
- [28] M. Froissart, Phys. Rev. **123**, 1053 (1961).
- [29] S. Eidelman *et al.*, Phys. Lett. B **592**, 1 (2004).
- [30] S. Donnachie, G. Dosch, P. Landshoff, and O. Nachtmann, *Pomeron physics and QCD* (Cambridge University Press, Cambridge, 2002).
- [31] P.D.B. Collins, *An introduction to Regge theory and high-energy physics* (Cambridge University Press, Cambridge, 1977).
- [32] S. Janssen, Ph. D. thesis, Ghent University (2002).
- [33] M. Guidal, J.-M. Laget, and M. Vanderhaeghen, Phys. Rev. C **68**, 058201 (2003).
- [34] T. Feuster and U. Mosel, Phys. Rev. C **59**, 460 (1999).
- [35] M.Q. Tran *et al.* (SAPHIR Collaboration), Phys. Lett. B **445**, 20 (1998).
- [36] S. Capstick and W. Roberts, Phys. Rev. D **49**, 4570 (1994); **58**, 074011 (1998).

- [37] B. Saghai, AIP Conf. Proc. **59**, 57 (2001), nucl-th/0105001.
- [38] D.G. Ireland, S. Janssen, and J. Ryckebusch, Nucl. Phys. **A740**, 147 (2004).
- [39] T. Mart and C. Bennhold, nucl-th/0412097 (2004).
- [40] A.M. Boyarski *et al.*, Phys. Rev. Lett. **22**, 1131 (1969).
- [41] D.J. Quinn, J.P. Rutherford, M.A. Shupe, D.J. Sherden, R.H. Siemann, and C.K. Sinclair, Phys. Rev. D **20**, 1553 (1979).
- [42] G. Vogel, H. Burfeindt, G. Buschhorn, P. Heide, U. Kötz, K.-H. Mess, P. Schmüser, B. Sonne, and B. H. Wiik, Phys. Lett. B **40**, 513 (1972).
- [43] J.J. de Swart, Rev. Mod. Phys. **35**, 916 (1963).
- [44] R. Machleidt, K. Holinde, and C. Elster, Phys. Rep. **149**, 1 (1987).
- [45] A.C. Irving and R.P. Worden, Phys. Rep. **34**, 117 (1977).
- [46] M. Benmerrouche, R.M. Davidson, and N.C. Mukhopadhyay, Phys. Rev. C **39**, 2339 (1989).
- [47] M.E. Peskin and D.V. Schroeder, *An Introduction to Quantum Field Theory* (Perseus Books, Reading, Massachusetts, 1995).