

A Family of Equations of State Based on Lattice QCD: Impact on Flow in Ultrarelativistic Heavy-Ion Collisions

M. Bluhm,¹ B. Kämpfer,^{1,2} R. Schulze,² D. Seipt,² and U. Heinz³

¹*Forschungszentrum Dresden-Rossendorf, PF 510119, 01314 Dresden, Germany*

²*Institut für Theoretische Physik, TU Dresden, 01062 Dresden, Germany*

³*Department of Physics, The Ohio State University, Columbus, OH 43210, USA*

(Dated: November 1, 2021)

We construct a family of equations of state within a quasiparticle model by relating pressure, energy density, baryon density and susceptibilities adjusted to first-principles lattice QCD calculations. The relation between pressure and energy density from lattice QCD is surprisingly insensitive to details of the simulations. Effects from different lattice actions, quark masses and lattice spacings used in the simulations show up mostly in the quark-hadron phase transition region which we bridge over by a set of interpolations to a hadron resonance gas equation of state. Within our optimized quasiparticle model we then examine the equation of state along isentropic expansion trajectories at small net baryon densities, as relevant for experiments and hydrodynamic simulations at RHIC and LHC energies. We illustrate its impact on azimuthal flow anisotropies and transverse momentum spectra of various hadron species.

PACS numbers: 12.38.Mh; 25.75.-q; 25.75.Ld

Keywords: QCD equation of state, elliptic flow, quasiparticle model

I. INTRODUCTION

In the last few years, much evidence has been accumulated for the applicability of hydrodynamics in describing the expansion stage of strongly interacting matter created in relativistic heavy-ion collisions [1–7]. Hydrodynamics describes the collective flow of bulk matter from an initial state just after reaching thermalization up to the kinetic freeze-out stage. The heart of hydrodynamics is the equation of state (EoS) which relates thermodynamically the pressure p of the medium to its energy density e and net baryon density n_B (or, equivalently, to its temperature T and baryon chemical potential μ_B). Specifically, the parameter controlling the acceleration of the fluid, i.e. the build-up of collective flow, by pressure gradients in the system is the speed of sound, given by $c_s^2 = \frac{\partial p}{\partial e}$.

While most existing hydrodynamic simulations have used a realistic hadron resonance gas EoS below the deconfinement transition (either with full [1, 4, 5] or partial [2, 8–11] chemical equilibrium among the hadron species), they have usually relied on simple analytical models for the EoS of the quark-gluon plasma (QGP) above the transition, based on the assumption of weak coupling among the deconfined quarks and gluons. This assumption is, however, inconsistent with the phenomenological success of hydrodynamics which requires rapid thermalization of the QGP [12] and therefore strong interactions among its constituents [13–16]. Indeed, lattice QCD calculations of the QGP pressure and energy density show that they deviate from the Stefan-Boltzmann limit for an ideal gas of non-interacting quarks and gluons even at temperatures $T > 3T_c$ (with T_c as pseudo-critical temperature), by about 15–20% [17–19]. Miraculously, however, the deviations are of similar magnitude in both p and e such that, for $T \gtrsim 2T_c$, the

squared speed of sound $c_s^2 = \frac{\partial p}{\partial e} \approx \frac{1}{3}$ [19], just as expected for a non-interacting gas of massless partons. In spite of the evidence for strong interactions among the quarks and gluons in the QGP seen in both $p(T)$ and $e(T)$, the stiffness and accelerating power of the lattice QCD equation of state is thus indistinguishable from that of an ideal parton gas (at least for temperatures $T \gtrsim 2T_c$), such as the one used above T_c in most hydrodynamical simulations.

On the other hand, at $T < 2T_c$ the speed of sound extracted from lattice QCD drops below the ideal gas value $c_s = 1/\sqrt{3}$, reaching a value that is about a factor of 3 smaller near T_c [19]. This leads to a significant softening of the QGP equation of state relative to that of an ideal massless gas exactly in the temperature region $T_c < T < 2T_c$ explored during the early stages of Au+Au collisions at RHIC [1, 2, 4, 5, 8]. To explore the sensitivity of the flow pattern seen in the RHIC data to such details of the EoS near the quark-hadron phase transition, the hydrodynamic evolution codes must be supplied with an EoS that faithfully reproduces the lattice QCD results above T_c . To construct such an EoS, and to test its influence on the collective flow generated in RHIC and LHC collisions, are the main goals of this paper.

Our approach is based on the quasiparticle model [20–29] which expresses the thermodynamic quantities as standard phase space integrals over thermal distribution functions for quasiparticles with medium dependent properties. In the present paper we follow the philosophy [20–28] that the interaction effects in the QGP can be absorbed into the quasiparticle masses and a vacuum energy all of which depend on the temperature and baryon chemical potential. This is known to produce good fits to the lattice QCD data both at vanishing [20–23] and non-vanishing [25–27] baryon chemical potential. However, since this approach uses on-shell spectral functions

for the quasiparticles, it implicitly assumes zero residual interactions (i.e. infinite mean free paths) for them, which is inconsistent with the low viscosity and almost ideal fluid dynamical behaviour of the QGP observed at RHIC. Peshier and Cassing [29] have shown that it is possible to generalize the quasiparticle description to include a finite (even large) collisional width in the spectral functions, without significantly affecting the quality of the model fit to the lattice QCD data for the EoS at $\mu_B = 0$. Since hydrodynamics only cares about the EoS, but not about its microscopic interpretation, we here opt for the simpler, but equally successful approach using on-shell quasiparticles to fit the lattice QCD EoS.

The quasiparticle EoS for the QGP above T_c does not automatically match smoothly with the hadron resonance gas EoS below T_c . Although the gap between the two branches of the EoS is much smaller here than for the previously used models which assume non-interacting quarks and gluons above T_c [1–5, 8–11], a certain degree of ambiguity remains in the interpolation process. We explore a set of different interpolation prescriptions, yielding a family of equations of state which exhibit slight differences in the phase transition region, and study their dynamical consequences.

Our paper is organized as follows: In Sec. II we show that our quasiparticle model provides an efficient and accurate parametrization of lattice QCD results for $N_f = 2$ flavors both at $\mu_B = 0$ and $\mu_B \neq 0$. We also extract the isentropic expansion trajectories followed by fully equilibrated systems. In that Section, the quasiparticle parametrization is continued below T_c , down to temperatures of about $0.75 T_c$ where the lattice QCD data end. In Sec. III we proceed to the physically relevant case of $N_f = 2 + 1$ flavors and furthermore match the quasiparticle EoS above T_c to a hadron resonance gas EoS below T_c . Variations in the matching procedure lead to a family of equations of state with slightly different properties near T_c . The transition to a realistic hadron resonance gas picture below T_c means that these EoS can now be used down to much lower temperatures to make explicit contact with the experimentally observed final state hadrons after decoupling from the expanding fluid. In Sec. IV we use this family of EoS for hydrodynamic calculations of the differential elliptic flow $v_2(p_T)$ for several hadronic species in Au+Au collisions at the top RHIC energy and compare with experimental data. We find some sensitivity to the details of the interpolation scheme near T_c , as long as an EoS is used that agrees with the lattice QCD data for energy densities $e > 4 \text{ GeV/fm}^3$. We conclude that Section with a few predictions for Pb+Pb collisions at the LHC. A short summary is presented in Sec. V.

II. QUASIPARTICLE DESCRIPTION OF THE EOS FROM LATTICE QCD FOR $N_f = 2$

A. The quasiparticle model

Over the years, several versions of quasiparticle models have been developed to describe lattice QCD data for the QCD equation of state [20–27, 29]. They differ in the choice and number of parameters and in the details of the underlying microscopic picture but generally yield fits to the lattice QCD data which are of similar quality. In this subsection we quickly review the essentials of the model described in [20] which will be used here.

In our quasiparticle approach the thermodynamic pressure is written as a sum of contributions associated with medium modified light quarks q , strange quarks s , and gluons g [20]:

$$p(T, \{\mu_a\}) = \sum_{a=q,s,g} p_a - B(T, \{\mu_a\}), \quad (1)$$

with partial pressures

$$p_a = \frac{d_a}{6\pi^2} \int_0^\infty dk \frac{k^4}{\omega_a} (f_a^+ + f_a^-). \quad (2)$$

Here $f_a^\pm = (\exp([\omega_a \mp \mu_a]/T) + S_a)^{-1}$ are thermal equilibrium distributions for particles and antiparticles, with $S_{q,s} = 1$ for fermions and $S_g = -1$ for bosons. d_a represents the spin-color degeneracy factors, with $d_q = 2N_q N_c = 12$ for the $N_q = 2$ light quasi-quarks, $d_s = 2N_c = 6$ for the strange quasi-quarks, and $d_g = N_c^2 - 1 = 8$ for the right-handed transversal quasi-gluons (with the left-handed ones counted as their antiparticles). Since the pressure integral in Eq. (2) is dominated by thermal momenta of order $k \sim T$, weak coupling perturbation theory suggests [30, 31] that the dominant propagating modes are transversal plasmons with gluon quantum numbers (g) and quark-like excitations, whereas longitudinal plasmons are exponentially suppressed. Our model assumes that this remains true near T_c where perturbation theory is not expected to be valid.

We are interested in the application of this EoS to heavy ion collisions where strangeness is conserved at its initial zero value, due to the very short available time. This strangeness neutrality constraint allows to set $\mu_s = 0$. The isospin chemical potential $\mu_I = (\mu_u - \mu_d)/2$ is fixed by the net electric charge density of the medium; we assume zero net charge of the fireball matter created near midrapidity at RHIC as well as equal masses for the u and d quasi-quarks such that $\mu_I = 0$ and we have only one independent chemical potential $\mu_u = \mu_d \equiv \mu_q = \mu_B/3$ where μ_B is the baryon number chemical potential.

The quasiparticles are assumed to propagate on-shell, i.e. with real energies ω_a given by dispersion relations of the type $\omega_a = \sqrt{k^2 + m_a^2(T, \mu_q)}$, known to hold for weakly interacting quarks and gluons with thermal momenta $k \sim T$. Again the model assumes that this structure holds true also near T_c where perturbation theory

presumably breaks down. In order to directly compare our Quasiparticle Model (QPM) with lattice QCD results, we include nonzero bare quark masses m_{a0} and adjust them to the values used in the lattice simulations through $m_a^2 = m_{a0}^2 + \Pi_a$ [32] where Π_a denotes the self energy. For gluonic modes we use $m_{g0} = 0$. For Π_a we employ an ansatz inspired by the asymptotic form of the gauge independent hard thermal/dense loop (HTL/HDL) self-energies which depend on T , μ_q , m_{a0} , and the running coupling g^2 as follows [30, 32]:

$$\Pi_g = \left(\left[3 + \frac{N_f}{2} \right] T^2 + \frac{3}{2\pi^2} \sum_f \mu_f^2 \right) \frac{g^2}{6}, \quad (3)$$

$$\Pi_q = 2m_{q0} \sqrt{\frac{g^2}{6} \left(T^2 + \frac{\mu_q^2}{\pi^2} \right)} + \frac{g^2}{3} \left(T^2 + \frac{\mu_q^2}{\pi^2} \right), \quad (4)$$

$$\Pi_s = 2m_{s0} \sqrt{\frac{g^2}{6} T^2} + \frac{g^2}{3} T^2. \quad (5)$$

The m_a in the dispersion relations thus denote effective quasiparticle masses due to the dynamically generated self-energies Π_a . The mean field interaction term $B(T, \mu_q)$ in Eq. (1) is determined by thermodynamic self-consistency and stationarity of the thermodynamic potential under functional variation of the self-energies, $\delta p / \delta \Pi_a = 0$ [33]. As a consequence, $B(T, \mu_q)$ is evaluated in terms of an appropriate line integral in the T - μ_q plane, with integration constant $B(T_c)$ adjusted to the lattice results [20].

All other thermodynamic quantities follow straightforwardly from the stationarity condition and standard thermodynamic relations. For example, the entropy density reads

$$s = \sum_{a=q,s,g} s_a, \quad (6)$$

$$s_a = \frac{d_a}{2\pi^2} \int_0^\infty k^2 dk \left[\frac{\left(\frac{4}{3} k^2 + m_a^2 \right)}{\omega_a T} (f_a^+ + f_a^-) - \frac{\mu_a}{T} (f_a^+ - f_a^-) \right]$$

while the net quark number density $n_q = 3n_B$ is given through

$$n_q = \frac{d_q}{2\pi^2} \int_0^\infty k^2 dk (f_q^+ - f_q^-). \quad (7)$$

Although the form of our ansatz for the quasiparticle masses (i.e. the specific interplay between the parameters m_{a0} , T , and μ_q) is inspired by perturbation theory, our model becomes non-perturbative by replacing the perturbative expression for the running coupling g^2 in Eqs. (3-5) by an effective coupling G^2 whose dependence on T and μ_q is parametrized and fitted to the non-perturbative (T, μ_q) -dependence of the thermodynamic functions from lattice QCD. The (T, μ_q) -dependence of G^2 is constrained by Maxwell's relation for p which takes the form of a quasi-linear partial differential equation

$$a_{\mu_q} \frac{\partial G^2}{\partial \mu_q} + a_T \frac{\partial G^2}{\partial T} = b; \quad (8)$$

here a_{μ_q} , a_T and b depend on T , μ_q and G^2 (see Refs. [20, 34] for details). This flow equation is solved by the method of characteristics, starting from initial conditions on a Cauchy surface in the T - μ_q plane. One possibility is to parameterize G^2 at $\mu_q = 0$ such that lattice QCD results for vanishing quark chemical potential are reproduced, and to use the flow equation for extrapolation to non-zero μ_q . As a convenient parametrization of $G^2(T, \mu_q=0)$ we find [35]

$$G^2(T, \mu_q=0) = \begin{cases} G_{2-\text{loop}}^2(T), & T \geq T_c, \\ G_{2-\text{loop}}^2(T_c) + b \left(1 - \frac{T}{T_c} \right), & T < T_c. \end{cases} \quad (9)$$

Here, in order to recover perturbation theory in the high temperature limit, $G_{2-\text{loop}}^2$ is taken to have the same form as the perturbative running coupling at 2-loop order:

$$G_{2-\text{loop}}^2(T) = \frac{16\pi^2}{\beta_0 \log \xi^2} \left[1 - \frac{2\beta_1}{\beta_0^2} \frac{\log(\log \xi^2)}{\log \xi^2} \right], \quad (10)$$

with $\beta_0 = \frac{1}{3}(11N_c - 2N_f)$ and $\beta_1 = \frac{1}{6}(34N_c^2 - 13N_f N_c + 3N_f^2/N_c)$. The scale ξ is parametrized phenomenologically as $\xi = \lambda(T - T_s)/T_c$, with a scale parameter λ and a temperature shift T_s which regulates the infrared divergence of the running coupling by shifting it somewhat below the critical temperature T_c . Below the phase transition, we postulate a continuous linear behavior of the effective coupling. The parametrization (9,10) turns out to be flexible enough to describe the lattice QCD results accurately down to about $T \approx 0.75 T_c$. In contrast, using a pure 1-loop or 2-loop perturbative coupling together with a more complete description of the plasmon term and Landau damping restricts the quasiparticle approach to $T > 2 T_c$ [36]. [Similar quality fits can be achieved in that approach, without giving up its more accurate form of the HTL/HDL self energies, by adopting a similar non-perturbative modification of the running coupling as adopted here [23].]

The model described in this subsection was successfully applied to QCD lattice data in the pure gauge sector in Ref. [20], and to first lattice QCD calculations at $\mu_q \neq 0$ in Ref. [37]. In the following subsection we test it on recent lattice QCD data for $N_f = 2$ dynamical quark flavors at zero and non-zero μ_q , and in the next section we consider the realistic case of $N_f = 2 + 1$ flavors with the aim of providing an EoS suitable for hydrodynamic simulations of heavy-ion collisions.

B. Thermodynamics of $N_f = 2$ quark flavors

We begin with the case of $N_f = 2$ dynamical quark flavors at zero quark chemical potential and confront the QPM with lattice QCD results obtained by the Bielefeld-Swansea collaboration [17]. These simulations were performed with temperature dependent bare quark masses $m_{a0}(T) = x_a T$ where $x_g = 0$ and $x_q = 0.4$ [17]. For $N_f = 2$ light quark flavors we can set $d_s = 0$ in the

QPM expressions. Fig. 1 shows the lattice QCD data for the scaled pressure $p(T)/T^4$ together with the QPM fit; the fit parameters given in the caption were obtained by the procedure described in Ref. [38]. The raw lattice data were extrapolated to the continuum by multiplying the pressure in the region $T \geq T_c$ by a constant factor $d = 1.1$, following an estimate given in [17, 40] who advocate a range of 10-20% due to finite size and cutoff effects. (Note that this estimated correction factor does not necessarily have to be independent of T , as assumed here.)

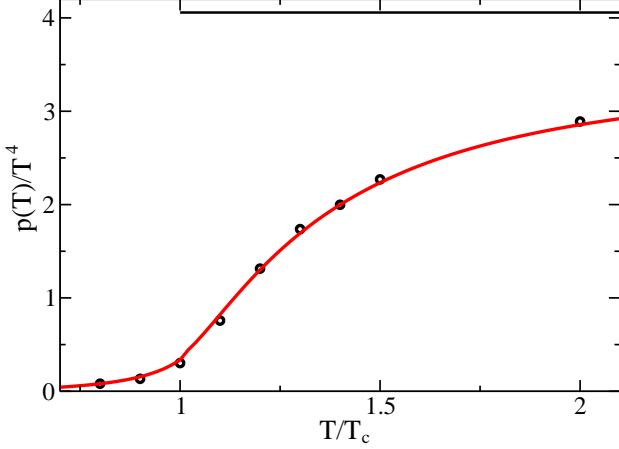


FIG. 1: (Color online) Comparison of the QPM with lattice QCD results (symbols) for the scaled pressure p/T^4 as a function of T/T_c for $N_f = 2$ and $\mu_q = 0$. The raw lattice QCD data from [17] have been continuum extrapolated as described in the text. The QPM parameters are $\lambda = 4.4$, $T_s = 0.67T_c$, $b = 344.4$ and $B(T_c) = 0.31T_c^4$, with $T_c = 175$ MeV as suggested in [39]. The horizontal line indicates the Stefan-Boltzmann value $p_{SB}/T^4 = \bar{c}_0 = (32 + 21N_f)\pi^2/180$ for $N_f = 2$.

Having demonstrated the ability of the QPM to successfully reproduce lattice EoS data along the $\mu_q = 0$ axis, we can now exploit recent progress in lattice QCD with small non-vanishing chemical potential to test its ability to correctly predict the thermodynamic functions at non-zero μ_q . In Ref. [41] finite- μ_q effects were evaluated by expanding the pressure into a Taylor series in powers of (μ_q/T) around $\mu_q = 0$,

$$p(T, \mu_q) = T^4 \sum_{n=0,2,4,\dots}^{\infty} c_n(T) \left(\frac{\mu_q}{T}\right)^n, \quad (11)$$

where $c_0(T) = p(T, \mu_q=0)/T^4$ is the scaled pressure at vanishing quark chemical potential. The coefficients $c_2(T)$, $c_4(T)$, $c_6(T)$ were extracted from the lattice by numerically evaluating appropriate μ_q -derivatives of the logarithm of the partition function $\ln Z = pV/T$ [41], viz.

$$c_n(T) = \frac{1}{n!} \left. \frac{\partial^n (p/T^4)}{\partial (\mu_q/T)^n} \right|_{\mu_q=0}. \quad (12)$$

These yield a truncated result for $p(T, \mu_q)$.

Note that computing the coefficients c_n , $n \geq 2$, from these expressions is easier on the lattice than determining the pressure at $\mu_B = 0$, $c_0(T)$, since the latter requires an integration over T and a separate lattice simulation at $T = 0$. For this reason Ref. [41] has no results for $c_0(T)$. Since the simulations in Ref. [41] were done with different parameters than those analyzed in Fig. 1 [17], it is not immediately clear that the QPM parameters fitted to the results of Ref. [17] can also be used to describe the simulations reported in [41]. When analyzing the lattice data of [41] we therefore refit the QPM parameters to the lattice results for $c_2(T)$ (see dashed line and squares in Fig. 4 below) and then assess the quality of the model fit by its ability to also reproduce $c_4(T)$ and $c_6(T)$ extracted from the same set of simulations, as well as other thermodynamic quantities calculated from these coefficients through Taylor expansions of the type (11). The QPM parameters obtained by fitting $c_2(T)$ from [41] are [35] $\lambda = 12.0$, $T_s = 0.87T_c$, and $b = 426.05$ (again using $T_c = 175$ MeV) [42].

Evaluation of the derivatives in (12) within the QPM is straightforward; for explicit analytical expressions for $c_{2,4,6}(T)$ we refer the reader to equations (6, 7, 8) in the second paper of Ref. [35]. That paper also shows that the quasiparticle model gives an excellent fit to $c_2(T)$ from [41], and that with the same set of parameters the QPM expressions for $c_4(T)$ and $c_6(T)$ yield impressive agreement with the lattice data [41], too. In particular, several pronounced structures seen in $c_4(T)$ and $c_6(T)$ are quantitatively reproduced [35]. This constitutes a stringent test of the efficiency of our QPM parametrization.

We here use these first three expansion coefficients $c_{2,4,6}(T)$ to write down truncated expansions for the net baryon density $n_B = \partial p / \partial \mu_B$ and the corresponding baryon number susceptibility $\chi_B = \partial n_B / \partial \mu_B$ which is a measure of fluctuations in n_B :

$$\frac{n_B(T, \mu_B)}{T^3} \approx \quad (13)$$

$$\frac{2}{3} c_2(T) \left(\frac{\mu_B}{3T}\right) + \frac{4}{3} c_4(T) \left(\frac{\mu_B}{3T}\right)^3 + 2c_6(T) \left(\frac{\mu_B}{3T}\right)^5,$$

$$\frac{\chi_B(T, \mu_B)}{T^2} \approx \quad (14)$$

$$\frac{2}{9} c_2(T) + \frac{4}{3} c_4(T) \left(\frac{\mu_B}{3T}\right)^2 + \frac{10}{3} c_6(T) \left(\frac{\mu_B}{3T}\right)^4.$$

In Fig. 2, the truncated QPM results for n_B/T^3 and χ_B/T^2 are compared for various values of μ_B/T_c with lattice QCD results that were obtained from Eqs. (13) and (14) with the coefficients $c_{2,4,6}(T)$ from [41]. We find good agreement with the lattice results; even below T_c , where our QPM parametrization is not well justified and should be replaced by a realistic hadron resonance gas (see Sec. III), the deviations are small but increase with increasing μ_B/T_c . All in all, the QPM model appears to provide an efficient and economic parametrization of the lattice data down to $T \sim 0.75T_c$.

Within the QPM model we can assess the truncation error made in Eqs. (13) by comparing this expression

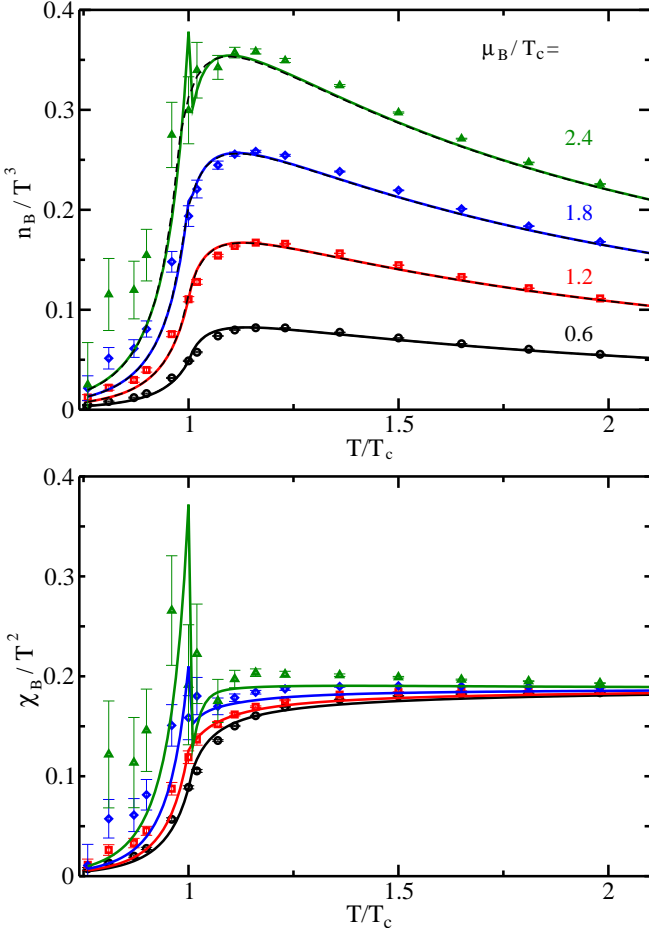


FIG. 2: (Color online) Scaled baryon density n_B/T^3 (upper panel) and baryon number susceptibility χ_B/T^2 (lower panel) as a function of T/T_c , for $\mu_B/T_c = 2.4, 1.8, 1.2, 0.6$ (from top to bottom). QPM results from the truncated expansions (13) and (14) (solid lines) are compared with lattice QCD data (symbols) from [41] for $N_f = 2$. Dashed lines in the upper panel represent the full QPM result (7) for $n_B = n_q/3$. The QPM parameters are $\lambda = 12.0$, $T_s = 0.87 T_c$, and $b = 426.05$, for $T_c = 175$ MeV.

with the exact result (7) (dashed lines in the upper panel of Fig. 2). The authors of [41] estimated the error induced in Eq. (11) by keeping only terms up to $n = 4$ to remain $\leq 10\%$ for $\mu_B/T \leq 3$. Here we keep the terms $\sim (\mu_B/T)^6$ and, as the upper panel of Fig. 2 shows, the resulting truncated expressions for the baryon density n_B agree with the exact results within the linewidth as long as $\mu_B/T_c \leq 1.8$. For $\mu_B/T_c = 2.4$ we see significant deviations between the truncated and exact expressions near $T = T_c$ which, however, can be traced back to an artificial mechanical instability $\partial p/\partial n_B \leq 0$ induced by the truncation. Similar truncation effects near $T = T_c$ are stronger and more visible in the susceptibility χ_B (lower panel of Fig. 2). In both cases the full QPM expression is free of this artifact and provides a thermodynamically consistent description.

We next compare the Taylor series expansion coefficients of the energy and entropy densities given in

Ref. [39] with our model. We have the following decompositions [39]:

$$e = 3p + T^4 \sum_{n=0}^{\infty} c'_n(T) \left(\frac{\mu_q}{T}\right)^n, \quad (15)$$

$$s = s(T, \mu_q=0) + T^3 \sum_{n=2}^{\infty} ((4-n)c_n(T) + c'_n(T)) \left(\frac{\mu_q}{T}\right)^n,$$

with p from (11), $c'_n(T) = T dc_n(T)/dT$, and

$$s(T, \mu_q=0) = T^3 (4c_0(T) + c'_0(T)). \quad (16)$$

Since these expressions contain both $c_n(T)$ and their derivatives with respect to T , $c'_n(T)$, they provide a more sensitive test of the model than considering the pressure alone. The expressions (15) can be read as Taylor series expansions with expansion coefficients

$$\frac{e}{T^4} = \sum_n e_n(T) \left(\frac{\mu_q}{T}\right)^n, \quad e_n(T) = 3c_n(T) + c'_n(T), \quad (17)$$

$$\frac{s}{T^3} = \sum_n s_n(T) \left(\frac{\mu_q}{T}\right)^n, \quad s_n(T) = (4-n)c_n(T) + c'_n(T).$$

Figure 3 shows a comparison of the QPM results for $e_{2,4}$ and $s_{2,4}$ (obtained through fine but finite difference approximations of the $c_n(T)$) with the corresponding lattice QCD results from Ref. [39]. The QPM parameters are the same as in Fig. 2, and the agreement with the lattice data is fairly good. The pronounced structures observed in the vicinity of the transition temperature are a result of the change in curvature of $G^2(T, \mu_q=0)$ at $T = T_c$ (see Eq. (9)). Note that the derivatives $c'_n(T)$ were estimated in [39] by finite difference approximations of the available lattice QCD results for $c_n(T)$. After adjusting the difference approximation in our QPM to the lattice procedure, the pronounced structures in the vicinity of T_c are much better reproduced [43].

We close this subsection with a calculation of the quark number susceptibilities which play a role in the calculation of event-by-event fluctuations of conserved quantities such as net baryon number, isospin or electric charge [44–47]. Across the quark-hadron phase transition they are expected to become large. For instance, the peak structure in $c_4(T)$ (which for small μ_B/T gives the dominant μ_B -dependence of χ_B , see Eq. (14)) can be interpreted as an indication for critical behavior. Quark number susceptibilities have been evaluated in lattice QCD simulations by Gavai and Gupta [48], using constant bare quark masses $m_{q0} = 0.1 T_c$ with T_c fixed by $m_\rho/T_c = 5.4$. Introducing separate chemical potentials for u and d quarks and considering a simultaneous expansion of the QCD partition function $Z(T, \mu_u, \mu_d)$ in terms of μ_u and μ_d , the leading $\mu_{u,d}$ -independent contribution to the quark number susceptibility $\chi_q = 9\chi_B$ can be expressed in terms of χ_{uu} , χ_{ud} and χ_{dd} where

$$\chi_{ab} = \left. \frac{\partial^2 p(T, \mu_u, \mu_d)}{\partial \mu_a \partial \mu_b} \right|_{\mu_a=\mu_b=0}. \quad (18)$$

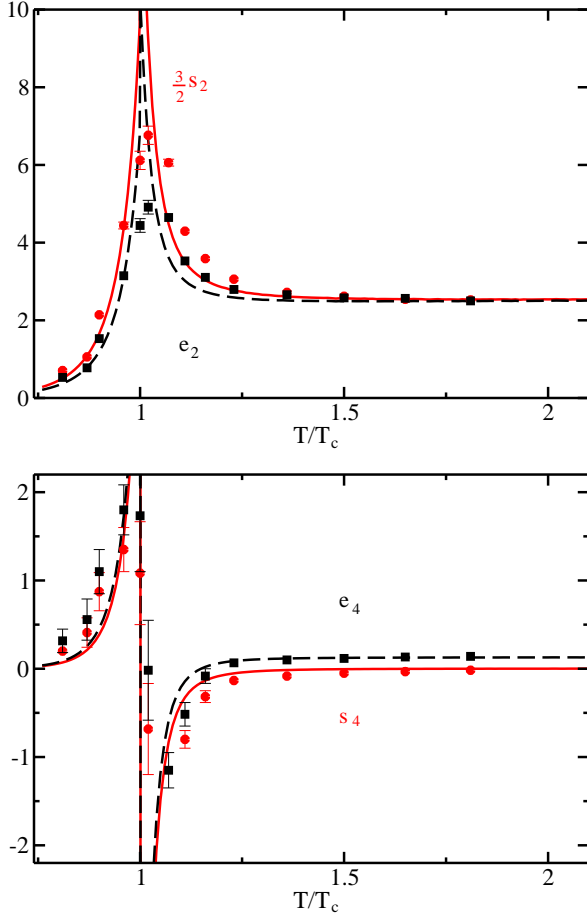


FIG. 3: (Color online) Comparison of the Taylor series expansion coefficients for $e_n(T)$ (squares/dashed black lines) and $s_n(T)$ (circles/solid red lines) for $N_f = 2$ from [39] with the QPM (same parameters as in Fig. 2). [Upper panel: $n = 2$. Lower panel: $n = 4$.] For details see text.

These linear quark number susceptibilities can be related to the Taylor series expansions in (11) and (14) through

$$c_2(T) = \frac{1}{2T^2} (\chi_{uu} + 2\chi_{ud} + \chi_{dd}). \quad (19)$$

For $m_u = m_d$ one finds $\chi_{uu} = \chi_{dd}$. In Fig. 4 we compare lattice QCD results [48] for $(\chi_{uu} + \chi_{ud})/T^2 \equiv c_2(T)$ with a QPM fit. The QPM parameters are adjusted to the lattice data from [48], after extrapolating the latter to the continuum by multiplying with a factor $d = 0.465$ as advocated in [49]. For comparison, we also show $c_2(T)$ from [41] and the corresponding QPM parametrization from Fig. 2. Note that the latter data have not yet been extrapolated to the continuum. If we performed a continuum extrapolation of the $c_2(T)$ data from [41] by a factor $d = 1.1$ for $T \geq T_c$ as in the case of $c_0(T)$ (cf. Fig. 1), both results would agree at large T within 1%. In the transition region some deviations would remain, due to the different bare quark masses and actions employed in Refs. [41] and [48].

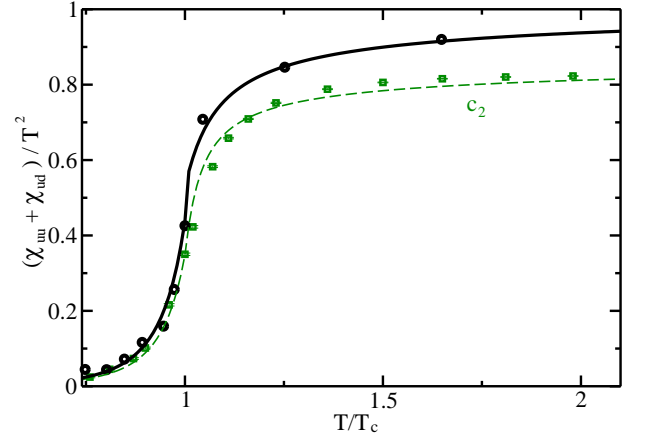


FIG. 4: (Color online) Comparison of the QPM result for $(\chi_{uu} + \chi_{ud})/T^2$ (solid line) with lattice QCD data (circles) from [48] for $N_f = 2$, extrapolated to the continuum as suggested in [49]. The QPM parameters are $\lambda = 7.0$, $T_s = 0.76 T_c$, and $b = 431$, with $T_c = 175$ MeV. For comparison, we also show lattice QCD data for $c_2(T)$ for $N_f = 2$ from [41] (squares) together with the corresponding QPM fit (dashed line), using the same parameters as in Fig. 2.

C. Isentropic trajectories for $N_f = 2$ quark flavors

Ideal relativistic hydrodynamics [1–6] is considered to be the appropriate framework for describing the expansion of strongly interacting quark-gluon matter created in relativistic heavy-ion collisions. This approach requires approximate local thermal equilibrium and small dissipative effects. Since the fireballs created in heavy-ion experiments are small, pressure gradients are big and expansion rates are large, thermalization must be maintained by sufficiently fast momentum transfer rates resulting in microscopic thermalization time scales which are short compared to the macroscopic expansion time. The hydrodynamic description remains valid as long as the particles' mean free paths are much smaller than both the geometric size of the expanding fireball and its Hubble radius.

The hydrodynamic equations of motion result from the local conservation laws for energy-momentum and conserved charges, $\partial_\mu T^{\mu\nu}(x) = 0$ and $\partial_\mu j_i^\mu(x) = 0$. Here, $T^{\mu\nu}$ denotes the energy-momentum stress tensor and j_i^μ the four-current of conserved charge i at space-time coordinate x . Heavy-ion collisions are controlled by the strong interaction which conserves baryon number, isospin, and strangeness. If we assume zero net isospin and strangeness densities in the initial state, only the conservation of the baryon number four-current j_B^μ needs to be taken into account dynamically.

The ideal fluid equations are obtained by assuming locally thermalized momentum distributions in which case $T^{\mu\nu}$ and j_B^μ take on the simple ideal fluid forms $T^{\mu\nu} = (e + p)u^\mu u^\nu - pg^{\mu\nu}$ and $j_B^\mu = n_B u^\mu$ [50]. Here $g^{\mu\nu}$ is the Minkowski metric, $u^\mu(x)$ the local four-velocity of

the fluid, and $e(x)$, $p(x)$ and $n_B(x)$ denote the energy density, pressure, and baryon density in the local fluid rest frame. The resulting set of 5 equations of motion for 6 unknown functions is closed by the EoS which relates p , e , and n_B . This is where the lattice QCD data and our QPM parametrization of the lattice EoS enter the description of heavy-ion collision dynamics.

Once the initial conditions are specified, the further dynamical evolution of the collision fireball is entirely controlled by this EoS. Specifically, the accelerating power of the fluid (i.e. its reaction to pressure gradients which provide the thermodynamic force driving the expansion) is entirely controlled by the (temperature dependent) speed of sound, $c_s = \sqrt{\partial p / \partial e}$. To the extent that ideal fluid dynamics is a valid description and/or dissipative effects can be controlled, the observation of collective flow patterns in heavy-ion collisions can thus provide constraints on the EoS of the matter formed in these collisions.

Ideal fluid dynamics is entropy conserving, i.e. the specific entropy $\sigma \equiv s/n_B$ of each fluid cell (where s is the local entropy density) stays constant in its comoving frame. Although different cells usually start out with different initial specific entropies, and thus the expanding fireball as a whole maps out a broad band of widely varying s/n_B values, each fluid cell follows a single line of constant s/n_B in the T - μ_B phase diagram. It is therefore of interest to study the characteristics of such isentropic expansion trajectories, in particular the behavior of p/e or $c_s^2 = \frac{\partial p}{\partial e}$ along them.

The isentropic trajectories for different values of s/n_B follow directly from the first principles evaluation of the lattice EoS and its QPM parametrization considered in the previous subsection. For $N_f = 2$ dynamical quark flavors, the truncated Taylor series expansions for baryon number and entropy density with expansion coefficients $c_n(T)$ and $s_n(T)$ according to (17) were employed in Ref. [39] to determine the isentropic trajectories for $s/n_B = 300, 45, 30$, sampling those regions of the phase diagram which can be explored with heavy-ion collisions at RHIC, SPS, and AGS/SIS300, respectively. In order to directly compare the QPM with these lattice results, we calculate n_B from (13) and s from (15, 16) up to $\mathcal{O}((\mu_B/T)^6)$, where $c_{2,4,6}(T)$ are obtained from (12), $c_0(T) = p(T, \mu_B = 0)/T^4$ from (1,2), and the derivatives $c'_n(T)$ are estimated through fine but finite difference approximations of the $c_n(T)$.

Besides investigating the impact of different continuum extrapolations of $c_0(T)$ on the pattern of isentropic trajectories, we can ask whether the differences observed between the parametrizations of $c_0(T)$ and $c_2(T)$ can be absorbed in such an extrapolation. Note that, even though the cutoff dependence of the lattice results is qualitatively similar at $\mu_B = 0$ and at $\mu_B \neq 0$, no uniform continuum extrapolation is expected for the different Taylor expansion coefficients [41, 51]. In Fig. 5 we show the raw lattice data for $c_0(T)$ [17] (squares) together with a continuum extrapolation (circles) obtained by multiplying the raw data for $T \geq T_c$ by a factor $d = 1.1$. The correspond-

ing QPM parametrizations (“fit 1” (dash-dotted) and “fit 2” (dashed) in the upper panel of Fig. 5) reproduce the lattice QCD results impressively well. Nonetheless, the corresponding QPM results for $c_{2,4}(T)$ underpredict the lattice data, as depicted in the bottom panel of Fig. 5. In particular, the pronounced structure in $c_4(T)$ at T_c is not well reproduced by the QPM fit. If we instead use a QPM parametrization that optimally reproduces $c_2(T)$ (solid line in the bottom panel of Fig. 5), the corresponding QPM result for $c_0(T)$ (“fit 3” in the upper panel of Fig. 5) agrees fairly well with an assumed continuum extrapolation of the raw lattice data by a factor $d = 1.25$ for $T \geq T_c$ (triangles).

In Fig. 6, the QPM results for $s/n_B = 300$ and 45 employing different fits are exhibited together with the results of [39]. In the top panel of Fig. 6 we see that the lattice results can be fairly well reproduced when using simultaneously two separately optimized QPM parametrizations for $c_0(T)$ and $c_2(T)$ (cf. Fig. 1 and 2). This approach, however, would give up thermodynamic consistency of the model. When using a single consistent parametrization for both c_0 and c_2 , specifically the one shown by the solid lines in Fig. 5 corresponding to “fit 3”, the QPM produces the isentropes shown in the bottom panel of Fig. 6. (The other two fits shown in Fig. 5 yield almost the same isentropic expansion trajectories as “fit 3”.) For large s/n_B , i. e. for small net baryon densities, differences between the QPM results in the top and bottom panels of Fig. 6 are small, although the top fit shows a weak structure near T_c which disappears in the selfconsistent fit shown in the bottom panel. With decreasing s/n_B the differences between the results from the two fitting strategies increase. They are mainly caused by differences in the slope of $c_0(T)$ which affect the shape of $s(T)/T^3$ and translate, for a given isentropic trajectory, into large variations of μ_B near $T_c(\mu_B=0) = 175$ MeV while causing only small differences of about 6% at large T . In particular, the pronounced structures of the isentropic trajectory near the estimated phase border are completely lost in the selfconsistent fit procedure. This shows that the pattern of the isentropic expansion trajectories is quite sensitive to details of the EoS. For instance, when employing $c_0(T)$ data which were extrapolated to the continuum by multiplication with a factor $d = 1.25$ at $T \geq T_c$ while leaving $c_{2,4,6}(T)$ unchanged, one obtains the isentropic expansion trajectories shown by open squares in the bottom panel of Fig. 6 which also lack any structure near the phase transition.

Changing the deconfinement transition temperature to $T_c = 170$ MeV results in a shift of the trajectories by about 10% in μ_B direction near T_c but has negligible consequences for $T \geq 1.5 T_c$. At asymptotically large T , where $c_{0,2}(T)$ are essentially flat, the relation $\frac{\mu_B}{T} = 18 \frac{c_2}{c_0}(\frac{\mu_B}{s})$ holds for small μ_B , i. e. lines of constant specific entropy are essentially given by lines of constant μ_B/T , as is the case in a quark-gluon plasma with perturbatively weak interactions.

Figure 6 also shows the chemical freeze-out points de-

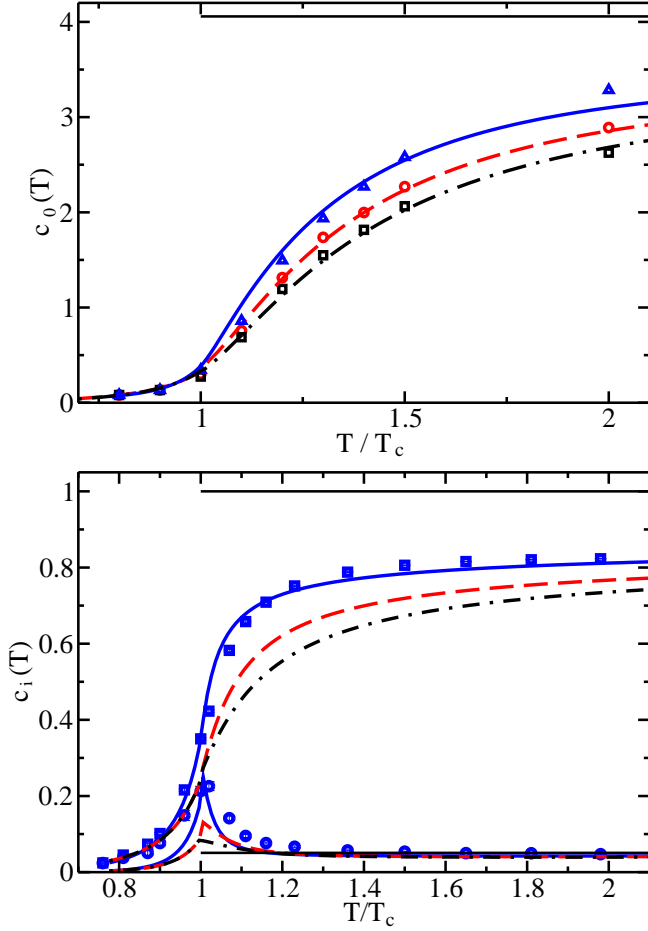


FIG. 5: (Color online) *Top panel:* $c_0(T) = p(T, \mu_B=0)/T^4$ as a function of T/T_c for $N_f = 2$. Raw lattice QCD data from [17] (squares) and guesses for the continuum extrapolated data obtained by multiplying (for $T \geq T_c = 175$ MeV) by a factor $d = 1.1$ (circles) and $d = 1.25$ (triangles) [17, 40] are shown together with the corresponding QPM fits (dashed-dotted, dashed, and solid curves, respectively). The QPM parameters read $B(T_c) = 0.31 T_c^4$, $b = 344.4$, $\lambda = 2.7$, and $T_s = 0.46 T_c$ for the dashed-dotted line (“fit 1”); they are the same as in Fig. 1 for the dashed line (“fit 2”); and the same as in Fig. 2 (with $B(T_c) = 0.61 T_c^4$) for the solid line (“fit 3”). *Bottom panel:* Corresponding QPM results compared with lattice results for $c_2(T)$ (squares) and $c_4(T)$ (circles) as a function of T/T_c with the same line code as in the top panel. The horizontal lines indicate the Stefan-Boltzmann values.

duced from hadron multiplicity data for Au+Au collisions at $\sqrt{s} = 130$ A GeV at RHIC ($T_{\text{chem}} = 169 \pm 6$ MeV and $\mu_{B,\text{chem}} = 38 \pm 4$ MeV [52]) and for 158 A GeV Pb+Pb collisions at the CERN SPS ($T_{\text{chem}} = 154.6 \pm 2.7$ MeV and $\mu_{B,\text{chem}} = 245.9 \pm 10.0$ MeV [53]). Note that the specific entropies at these freeze-out points as deduced from the statistical model [55] are $s/n_B = 200$ for RHIC-130 and $s/n_B = 30$ for SPS-158, i.e. only about 2/3 of the values corresponding to the QPM fit of the QCD lattice data. One should remember, though, that the phenomenological values are deduced from experi-

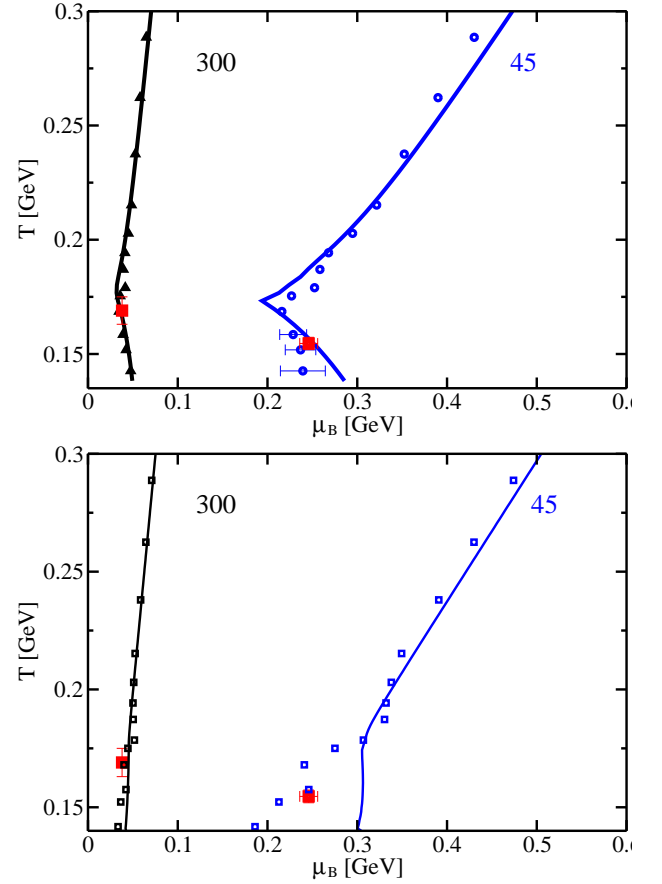


FIG. 6: (Color online) Isentropic evolutionary paths. Triangles and circles indicate $N_f = 2$ lattice QCD data from [39] for $s/n_B = 300$ and 45, respectively. Corresponding QPM results are depicted in the upper panel for a mixed fit where $c_0(T)$ and $c_2(T)$ were fitted independently (cf. Figs. 1 and 2). In the lower panel we show results from “fit 3” from Fig. 5, with open squares indicating the corresponding continuum-extrapolated lattice results where the raw $c_0(T)$ lattice data were multiplied by a constant factor $d = 1.25$ at $T \geq T_c$ [17]. Full red squares show chemical freeze-out points deduced in [52, 53] from hadron multiplicity data, as summarized in [54].

mental data using a complete spectrum of hadronic resonances whereas the lattice simulations were performed for only $N_f = 2$ dynamical quark flavors with not quite realistic quark masses.

Figure 7 shows that along isentropic expansion lines the EoS is almost independent of the value of s/n_B . Accordingly, the speed of sound $c_s^2 = \partial p / \partial e$ (which controls the build-up of hydrodynamic flow) is essentially independent of the specific entropy. Note that whether we employ the mixed fit or the thermodynamically consistent fits 1, 2 and 3 of Fig. 5 does not significantly affect the EoS along the isentropes; for large energy densities $e \gtrsim 30$ GeV/fm³ the differences in $p(e)$ are less than 2%.

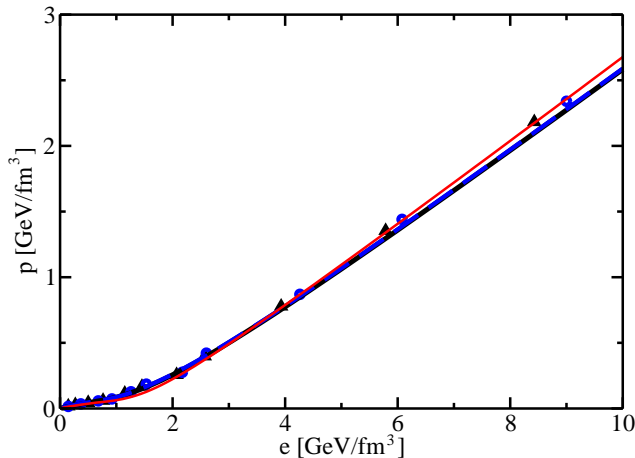


FIG. 7: (Color online) Lattice QCD data [39] of p as a function of e for $N_f = 2$ along isentropes with $s/n_B = 300$ (triangles) and 45 (circles), compared with the corresponding QPM results (solid blue and dashed black lines, respectively). These two thick lines employ the mixed fit shown in the upper panel of Fig. 6 and are indistinguishable for $s/n_B = 300$ and 45. The thin solid lines show corresponding results for the self-consistent “fit 3” from Fig. 5. Again the curves for different s/n_B are indistinguishable, and also the deviations from the mixed fit are minor.

D. A remark on the QCD critical point

At a critical point (CP) a first order phase transition line terminates and the transition becomes second order. QCD with $N_f = 2+1$ dynamical quark flavors with physical masses is a theory where such a CP is expected at finite T and μ_B [56–58]. Its precise location is still a matter of debate [48, 59–61], but [59] claim $T_E = 162$ MeV and $\mu_{B,E} = 360$ MeV for the critical values. In the following, we focus on initial baryon densities $n_B < 0.5$ fm $^{-3}$ which, assuming isentropic expansion with conserved $s/n_B = 250$, corresponds to a baryon chemical potential $\mu_B(T=170$ MeV) < 60 MeV. This is sufficiently far from the conjectured CP that we should be justified in assuming that the EoS is adequately parametrized by our QPM for describing bulk thermodynamic properties and the hydrodynamical evolution of the hot QCD matter.

III. EQUATION OF STATE

In this Section we concentrate on the physical case of $N_f = 2+1$ dynamical quark flavors and match the QPM fit to the lattice QCD data at temperatures above T_c to a realistic hadron resonance gas EoS below T_c . In this way we construct an EoS that can be applied to all stages of the hydrodynamic expansion of the hot matter created in relativistic heavy-ion collisions at RHIC and LHC. We focus our attention on the region of small net baryon density explored at these colliders.

A. Pressure as a function of energy density

Our goal is to arrive at an EoS in the form $p(e, n_B)$ as needed in hydrodynamic applications. We anchor our QPM approach above T_c to lattice QCD simulations for $N_f = 2+1$ dynamical quark flavors presented in [17, 62, 63] where $p(T)/T^4$ and $e(T)/T^4$ were calculated using $m_{q0} = 0.4T$ and $m_{s0} = T$. Unfortunately, Taylor series expansions for non-zero μ_B analogous to the $N_f = 2$ case are not available for $N_f = 2+1$. Effects of finite μ_B were studied in [64] for $N_f = 2+1$ by the multi-parameter reweighting method and successfully compared with the quasiparticle model in [37] by testing the extrapolation via Eq. (8). We here concentrate on results from lattice QCD simulations employing improved actions [17] which strongly reduce lattice discretization errors at high temperatures. First, we focus on the available data at $\mu_B = 0$ and assume that the extension to non-zero μ_B can be accomplished through the QPM without any complications, relying on the successful test of our model at finite baryon density for $N_f = 2$ as reported in the preceding section and earlier publications.

In Fig. 8 we compare the QPM results for the pressure $p(T)/T^4$ and entropy density $s(T)/T^3$ with $N_f = 2+1$ lattice QCD data where s follows simply from e and p through $s/T^3 = (e+p)/T^4$. The parametrization found at $\mu_B = 0$ is now used to obtain the required thermodynamic observables at non-zero n_B from the full QPM via Eqs. (1), (6) and the relation $e+p-Ts = \mu_B n_B$, exploiting the Maxwell relation (8).

In Fig. 9 we compare the QPM equation of state $p(e)$ at $n_B = 0$ with the corresponding lattice QCD result deduced from data for p and e at $n_B = 0$ [17] in the energy density domain explored by heavy ion collisions at RHIC. The used lattice data [17] were already extrapolated to the continuum in [63]. In [62, 65] $T_c = (173 \pm 8)$ MeV was found for the deconfinement transition temperature. Recent analyses [66, 67] have pointed out remaining uncertainties in the extraction of T_c which would have to be sorted out by simulations on larger lattices. Here, we set the physical scale to $T_c = 170$ MeV (see discussion below). In the transition region the energy density $e(T)$ varies by 300% within a temperature interval of $\Delta T \approx 20$ MeV while $p(T)$ rises much more slowly (see upper panels in Figs. 8 and 9). This indicates a rapid but smooth crossover for the phase transition from hadronic to quark matter. At large energy densities $e \geq 30$ GeV/fm 3 the EoS follows roughly the ideal gas relation $e = 3p$. For the sake of comparison, a bag model equation of state describing a gas of massless non-interacting quarks and gluons with bag constant $B^{1/4} = 230$ MeV is also shown in Fig. 9 (straight dotted line in the top panel).

As an aside, differences in $p(e, n_B=0)$ arising from considering different numbers N_f of dynamical quark flavors are investigated in the bottom panel of Fig. 9. Comparing the QPM result for $N_f = 2+1$ with the result for

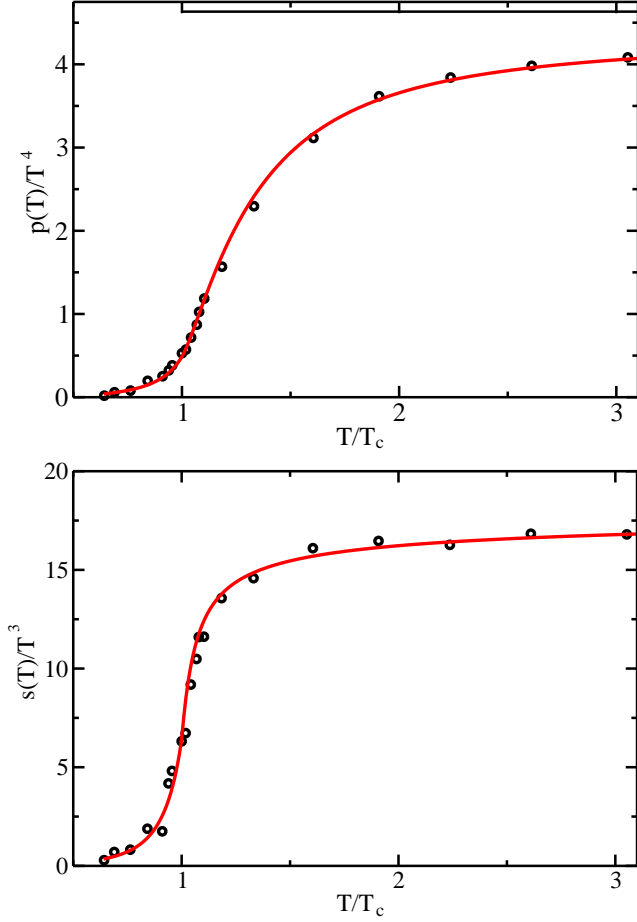


FIG. 8: (Color online) Comparison of the QPM with lattice QCD results (symbols) for the scaled pressure p/T^4 (top panel) and the scaled entropy density s/T^3 (bottom panel) as a function of T/T_c for $N_f = 2 + 1$ and $\mu_B = 0$. The lattice QCD data [63] are already continuum extrapolated. The QPM parameters read $\lambda = 7.6$, $T_s = 0.8T_c$, $b = 348.72$ and $B(T_c) = 0.52T_c^4$ where $T_c = 170$ MeV. In the top panel, the horizontal line indicates the Stefan-Boltzmann value $p_{SB}/T^4 = \bar{c}_0 = (32+21N_f)\pi^2/180$, using $N_f=2.5$ to account for the non-zero strange quark mass.

$N_f = 2$ (see Fig. 1), the latter exceeds the $N_f = 2+1$ result in the transition region (by about 12% at $e = 1$ GeV/fm³). For larger energy densities $e \geq 3$ GeV/fm³ the EoS is found to be fairly independent of N_f even though at fixed T both $p(T)$ and $e(T)$ are significantly smaller for $N_f = 2$ than for $N_f = 2+1$ (see Figs. 1, 8).

B. Baryon density effects

We turn now to the baryon density dependence of the EoS. Since for hydrodynamics the relation $p(e, n_B)$ matters, we consider the n_B dependence of the pressure at fixed energy density. Figure 10 shows that significant baryon density dependence of the pressure at fixed energy density arises only for $e \leq 2$ GeV/fm³. At the small-

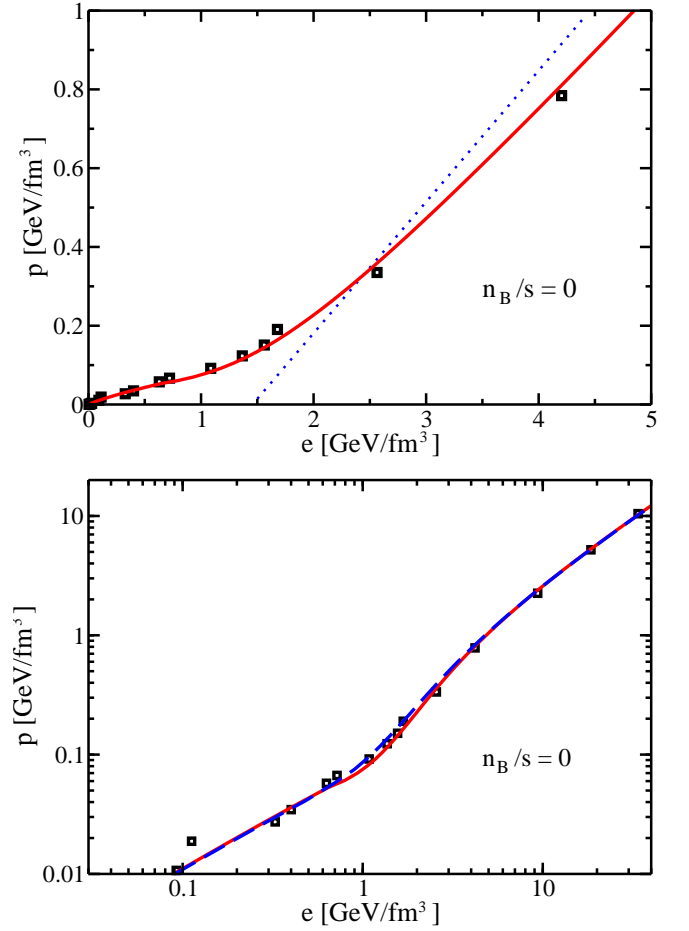


FIG. 9: (Color online) *Top panel:* $N_f = 2+1$ QPM equation of state of strongly interacting matter for vanishing net baryon density (solid line) compared with $N_f = 2+1$ continuum extrapolated lattice QCD data [63] (squares) at $n_B = 0$. The dotted line represents $p(e)$ for a gas of massless non-interacting quarks and gluons with a bag constant $B^{1/4} = 230$ MeV. *Bottom panel:* QPM EoS for $N_f = 2$ (dashed line) employing “fit 2” in Figs. 1 and 5, compared with lattice data [63] (squares) and QPM results (solid line) for $N_f = 2+1$, in logarithmic representation.

est energy densities considered here, the dependence of p on n_B cannot be determined over the entire n_B region shown since the flow equation (8) for $G^2(T, \mu_B)$ has no unique solution at large μ_B for temperatures far below the estimated transition temperature $T_c(\mu_B)$ [38]. However, in the family of equations of state that we will construct and employ in the following, this peculiar feature for small e will not occur. Larger baryon densities which become relevant at AGS and CERN/SPS energies or the future CBM project at the FAIR/SIS300 facility deserve separate studies. Under RHIC and LHC conditions finite baryon density effects on the equation of state can be safely neglected at all energy densities for which the QPM model can be applied.

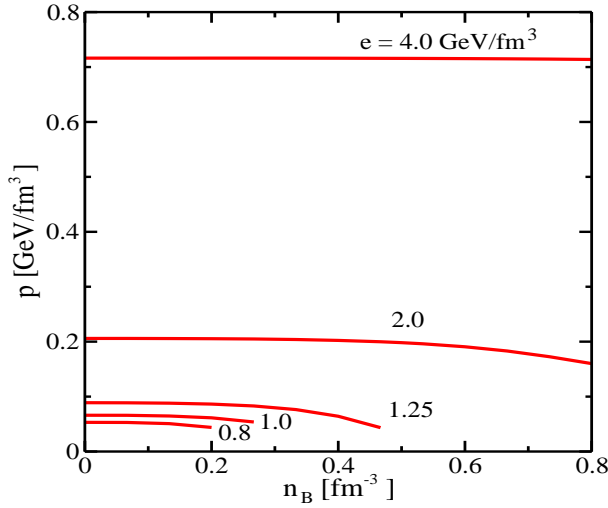


FIG. 10: (Color online) Baryon number density dependence of the EoS $p(e, n_B)$ at constant energy density e as indicated. The curves end where the solution of the flow equation (8) is not longer unique.

C. Robustness of the QPM EoS $p(e, n_B \approx 0)$

We now perform a naive chiral extrapolation of the QPM EoS by setting $m_{q0} = 0$ and $m_{s0} = 150$ MeV in the thermodynamic expressions, leaving all other parameters fixed. The resulting EoS is shown in the top panel of Fig. 11. In this procedure a possible dependence of the QPM parameters in Eqs. (9), (10) and, especially, of the integration constant $B(T_c)$ in Eq. (1) on the quark mass parameters m_{a0} is completely neglected. Note that in the transition region ($e \sim 1$ GeV/fm³) the chirally extrapolated result exceeds the original QPM equation of state (which was fitted to lattice data with unphysical quark masses) by approximately 10%. For higher energy densities $e \geq 2$ GeV/fm³ these quark mass effects are seen to be negligible.

For $e \leq 0.45$ GeV/fm³, the fat solid line in the top panel of Fig. 11 shows a hadron resonance gas model EoS with a physical mass spectrum in chemical equilibrium [68]. Obviously, it exceeds both the lattice QCD data and their QPM parametrization. The chirally extrapolated QPM EoS, on the other hand, approaches and intersects the hadron resonance gas EoS.

Considering p/e as a function of e , we find for the lattice-fitted QPM EoS a softest point $(p/e)_{\min} = 0.075$ at $e_c = 0.92$ GeV/fm³. For the chirally extrapolated QPM EoS, the softest point moves slightly upward to $(p/e)_{\min} = 0.087$ at $e_c = 1.1$ GeV/fm³, in good agreement with the lattice QCD data which show a softest point $(p/e)_{\min} = 0.080$ at $e_c = 1$ GeV/fm³.

The small differences between the lattice-fitted QPM equation of state and its chirally extrapolated version for $N_f = 2+1$ can be further analyzed by studying the squared speed of sound c_s^2 . In the middle panel of Fig. 11, c_s^2 is shown as a function of T/T_c for both versions of

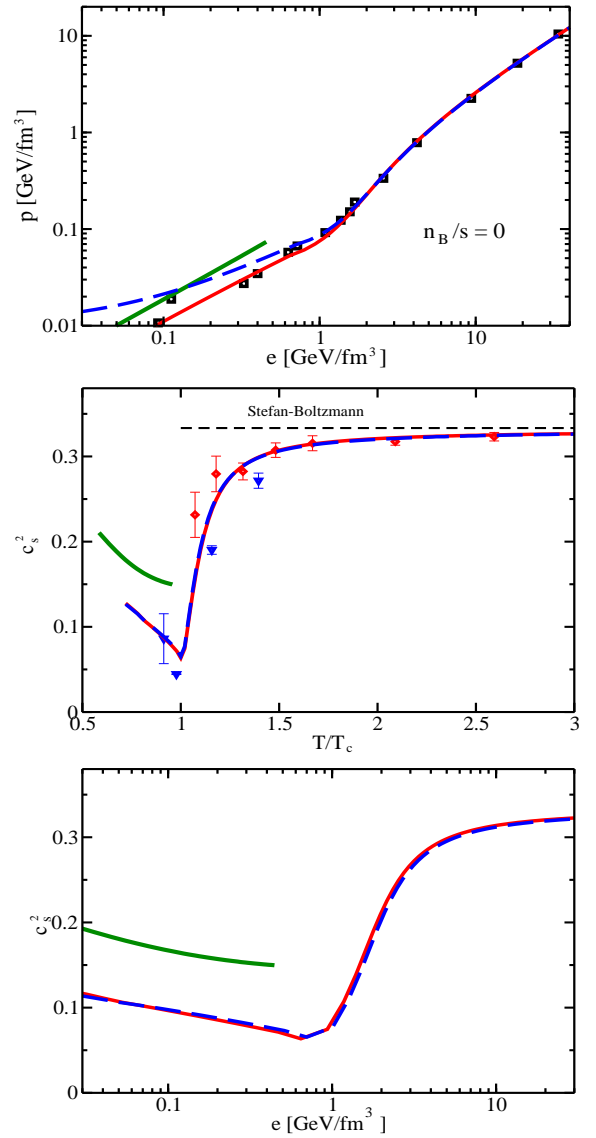


FIG. 11: (Color online) *Top panel*: QPM EoS for $N_f = 2+1$ (solid red) and its chiral extrapolation to physical quark masses (dashed blue). Squares show LQCD data for $N_f = 2+1$ quark flavors with unphysical masses [63]. *Middle panel*: Comparison of the squared speed of sound $c_s^2 = \partial p / \partial e$ as a function of T/T_c from the QPM with lattice QCD data [69] (diamonds and triangles) deduced from the $N_f = 2$ data for $p(e)$ in [39]. Differences between the QPM fit to the LQCD data (solid red) and its extrapolation to physical quark masses (dashed blue) for $N_f = 2+1$ are almost invisible. *Bottom panel*: Same as middle panel, but plotted as a function of energy density e . – In all three panels the solid green line shows the hadron resonance gas model EoS “aa1” from [68].

the QPM EoS and compared with lattice QCD results [69]. One sees that, as far as c_s^2 is concerned, the extrapolation of the QPM to physical quark masses has no discernible consequences, and both versions of the QPM EOS therefore have identical driving power for collective hydrodynamic flow. Hydrodynamically it is thus of no

consequence that the available lattice QCD data for the EoS were obtained with unphysical quark masses.

The found EoS is also fairly robust against variations in the particular choice of the physical scale T_c . In Fig. 12 we show $p(e)$ when setting $T_c = 160, 170$, and 180 MeV, respectively, thereby covering the “reasonable range” advocated in [62, 65]. For small energy densities and, in particular, for large $e \geq 5$ GeV/fm³ the EoS is rather independent of the choice of the value for T_c . At intermediate e , $p(e)$ varies at most by $\pm 20\%$ for $\Delta T_c = \pm 10$ MeV. As discussed below (Section III D), we must anyhow bridge over this intermediate region when interpolating between the QPM and hadron resonance EoS, so this weak dependence on the physical scale T_c is irrelevant in practice.

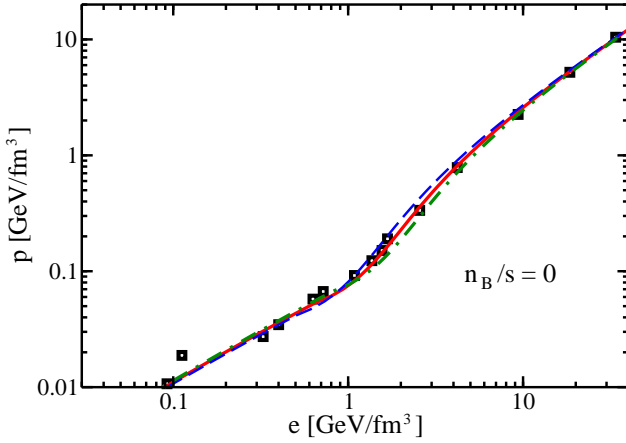


FIG. 12: (Color online) Dependence of the EoS for $N_f = 2+1$ on the chosen value of the physical scale T_c . Dashed, full and dash-dotted curves correspond to $T_c = 160, 170$ and 180 MeV, respectively. Lattice data (squares) from [63].

Next we examine variations in $p(e, n_B \approx 0)$ arising from different continuum extrapolations of the lattice QCD data. Considering the various “by hand” continuum extrapolations of $p(T)/T^4$ shown in Fig. 5 for $N_f = 2$, the resulting EoS are plotted in Fig. 13. Again, some weak sensitivity is observed only in the transition region which will be bridged over in the next subsection by matching the QPM EoS to a realistic hadron resonance gas below T_c . The problem discussed in section II B, that different optimum QPM parameters are found by fitting the model to $c_0(T)$ or $c_2(T)$ (see Figs. 1, 2 and 5), does not matter here since the differences in the resulting parametrizations manifest themselves only weakly in the EoS $p(e)$ and are completely negligible for $e > 5$ GeV/fm³. In the transition region near $e \approx 1$ GeV/fm³ the resulting uncertainties are of order 20% (see Fig. 13), but again the interpolation to the hadronic EoS largely eliminates this remaining sensitivity.

We close this subsection by exploring the robustness of the EoS $p(e)$ against variations between different existing lattice QCD simulations resulting from present technical limitations. In doing so we keep in mind the negligi-

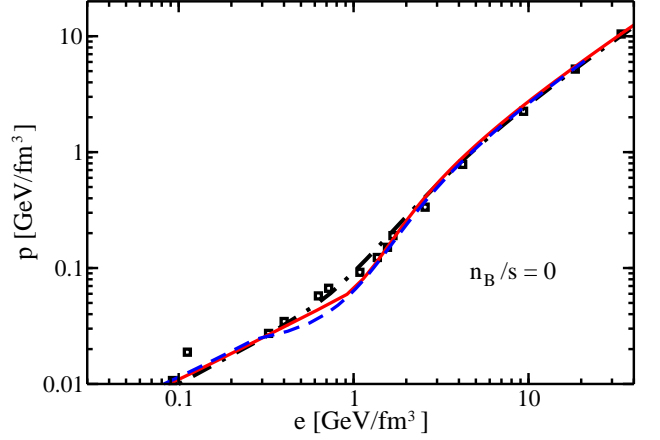


FIG. 13: (Color online) Dependence of the EoS for $N_f = 2$ on the employed continuum extrapolation as performed in Fig. 5. Dash-dotted, dashed and solid curves correspond to the QPM parameterizations of the raw lattice QCD data [17] and continuum extrapolations of these data by a factor $d = 1.1$ and $d = 1.25$, respectively.

bly small baryon density effects in the region $n_B < 0.5$ fm⁻³ pointed out above. In the top panel of Fig. 14 we show the available lattice QCD results for $p(T)/T^4$ with $N_f = 2+1$ dynamical quark flavors from three different groups [63, 70, 71] and compare them with our QPM adjusted individually to each of these data sets. The differences between the data sets reflect the use of different lattice actions, lattice spacings, bare quark masses etc. As shown in the figure, these differences can be absorbed by the QPM through slight variations in the fit parameters. However, when presenting the lattice results in the form of an EoS $p(e)$, they all coincide for $e \geq 5$ GeV/fm³ (bottom panel of Fig. 14). [The agreement is excellent up to $e \approx 30$ GeV/fm³ while at higher energy densities a small difference of about 6% between the equations of state from [63] and [71] begins to become visible.] In this region the EoS can be parameterized by $p = \alpha e + \beta$ with $\alpha = 0.310 \pm 0.005$ and $\beta = -(0.56 \pm 0.07)$ GeV/fm³. This robustness of the lattice QCD EoS for $e \geq 5$ GeV/fm³ implies that it can be considered as stable input for hydrodynamic simulations of heavy-ion collisions, and that the equation of state is well constrained at high energy densities. Our effort to substitute the often used bag model EoS above T_c by a realistic QPM EoS which incorporates the lattice data seems therefore well justified.

D. Matching lattice QCD to a hadron resonance gas equation of state via the QPM

In this subsection we will now match the lattice QCD EoS at high energy densities with a realistic hadron resonance gas model at low energy densities [72, 73]. Since available lattice QCD simulations still employ unrealistic quark masses while the hadron gas model builds upon

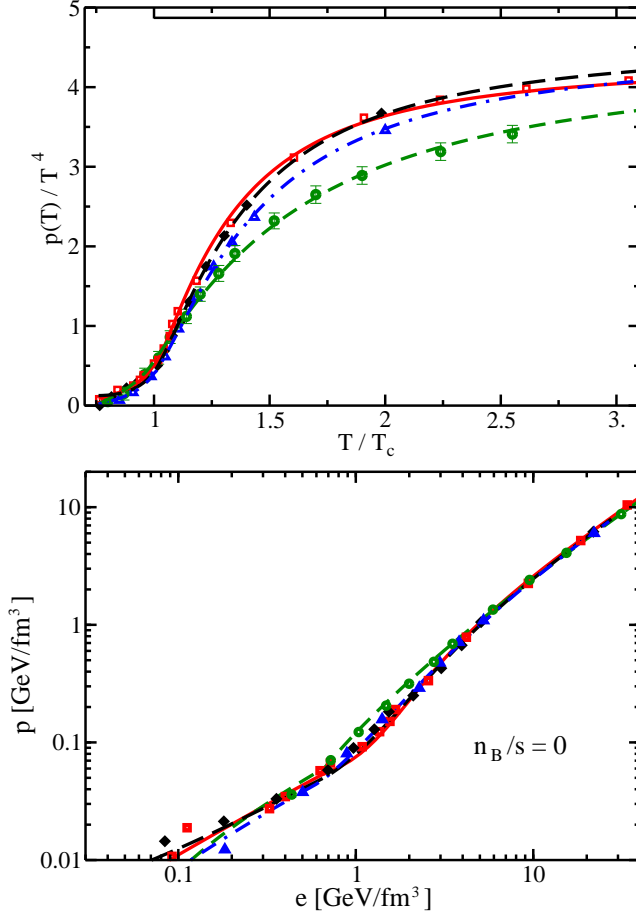


FIG. 14: (Color online) Stability of the QPM EoS fitted to lattice QCD results for $N_f = 2+1$. *Top panel:* The scaled pressure $p(T)/T^4$ at $\mu_B=0$ from different lattice QCD calculations (Ref. [63] (squares), Ref. [70] (diamonds and triangles), and Ref. [71] (circles)), together with corresponding QPM fits (solid, long-dashed and dash-dotted, and short-dashed lines, respectively). The fit parameters are optimized separately in each case, keeping, however, $B(T_c) = 0.51T_c^4$ with $T_c = 170$ MeV in all three parametrizations fixed. *Bottom panel:* The EoS $p(e, n_B=0)$ corresponding to the data and fits shown in the top panel.

the measured spectrum of hadronic resonances, we will use the QPM to parametrize the lattice QCD EoS and extrapolate it to physical quark masses. Such quark mass effects matter most at the lower end of the temperature range covered by the lattice QCD data which is, however, also the region where the transition from the QPM to the hadron resonance gas model must be implemented.

In the vicinity of the phase transition, the conditions of the lattice QCD evaluations in Refs. [17, 39] correspond to a pion mass $m_\pi \approx 770$ MeV. This large pion mass reduces the pressure at small energy density below that of a realistic hadron resonance gas. Smaller quark masses are necessary to properly account for the partial pressure generated by the light pion modes and their remnants in the temperature region around T_c . On the

other hand, the hadron resonance gas model has been shown to be consistent with the QCD lattice data below T_c if one appropriately modifies its mass spectrum for consistency with the employed lattice parameters [63]. We will therefore adopt the hadron resonance gas model with physical mass spectrum [72, 73] as an appropriate approximation of the hadronic phase [74], and use the QPM to parametrize the lattice QCD EoS near and above T_c .

For the hadron resonance gas EoS [72, 73] we use the implementation developed for the (2+1)-dimensional hydrodynamic code package AZHYDRO [68] which provides this EoS in tabulated form on a grid in the (e, n_B) plane. Specifically, we use EoS “aa1” from the OSCAR website [68] up to $e_1 = 0.45$ GeV/fm³. It describes a thermalized, but chemically non-equilibrated hadron resonance gas, with hadron abundance yield ratios fixed at all temperatures at their chemical equilibrium values at $T = T_c = 170$ MeV, as found empirically [75] in Au+Au collisions at RHIC.

As seen in Fig. 11, the pressure $p(e)$ of the hadron resonance gas EoS does not join smoothly to that of the QPM EoS at T_c (i.e. at $e_1 = 0.45$ GeV/fm³), irrespective of whether one uses directly the QPM fit to the lattice QCD data with unphysical quark masses (solid red line in Fig. 11) or extrapolates the QPM to physical quark masses (dashed blue line). A thermodynamically consistent treatment thus requires a Maxwell like construction, equating the two pressures at a common temperature T_c and baryon chemical potential μ_B . We opt here for a slightly different approach which has the advantage of allowing a systematic exploration of the effects of details (e.g., stiffness or velocity of sound) of the EoS near T_c on hydrodynamic flow patterns: We interpolate $p(e, n_B)$ at fixed baryon density n_B linearly between the hadron resonance gas (“aa1”) value at $e = e_1$ to its value in the QPM at a larger value e_m , keeping e_1 fixed but letting the “matching point” value e_m vary. In our procedure $T(e_m) \geq T(e_1)$, so $T(e)$ is also interpolated linearly, as is the baryon chemical potential $\mu_B(e)$ at fixed n_B . (This is a convenient pragmatic procedure to interpolate the special tabular forms of the EoS between e_1 and e_m employed below. Complete thermodynamic consistency would require involved polynomials for temperature and chemical potential interpolation. We utilize the linearized structures since the hydrodynamical evolution equations do not explicitly refer to T and μ_B in the interpolation region; instead, only $p(e, n_B)$ matters.)

This produces a family of equations of state whose members are labelled by the matching point energy density e_m . We here explore the range $1.0 \text{ GeV/fm}^3 \leq e_m \leq 4.0 \text{ GeV/fm}^3$ (see Fig. 15). Since the chiral extrapolation of the QPM fit to physical quark masses significantly affects the EoS $p(e)$ only at energy densities below 1 GeV/fm^3 (see top panel in Fig. 11), it does not matter whether we use for this procedure the direct QPM fit to the lattice QCD data or its chiral extrapolation.

Figure 15 shows the result for four selected e_m val-

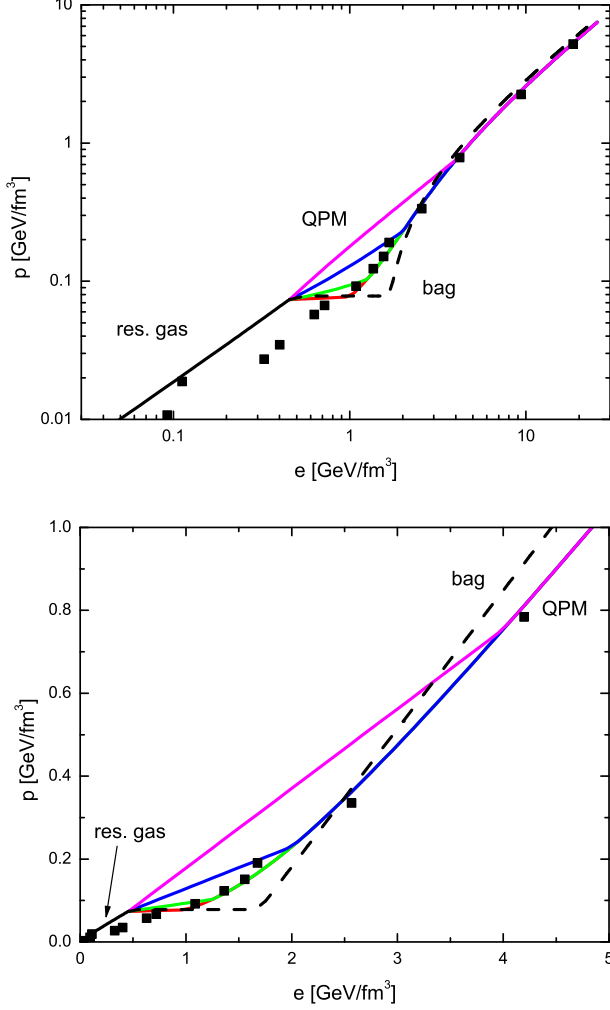


FIG. 15: (Color online) A family of equations of state for $N_f = 2+1$, combining our QPM at high energy densities with a hadron resonance gas model (“res. gas”) in the low energy density regime through linear interpolation. We show the range of energy densities relevant for collisions at RHIC. The solid lines show $p(e)$ for QPM(4.0), QPM(2.0), QPM(1.25), and QPM(1.0) (from top to bottom), where the numerical label indicates the matching point e_m in GeV/fm^3 . On the given scale, effects of varying n_B between 0 and 0.5 fm^{-3} are not visible. Lattice QCD data (squares) are from Ref. [63]. For comparison a bag model EoS (“bag”) with a sharp first order phase transition is also shown (dashed line). The bottom panel zooms in onto the transition region, using a linear energy density scale.

ues, $e_m = 1.0, 1.25, 2.0$, and $4.0 \text{ GeV}/\text{fm}^3$ (from bottom to top). For $e_m = 3.0 \text{ GeV}/\text{fm}^3$ one obtains a curve $p(e)$ (not shown) that extrapolates the hadron resonance gas with constant slope all the way to the QPM curve. The dashed line in Fig. 15 shows a Maxwell construction between the hadron resonance gas and a bag model equation of state with $c_s^2 = \frac{1}{3}$; this results in a strong first order phase transition with latent heat

$$\Delta e_{\text{lat}} = 1.1 \text{ GeV}/\text{fm}^3 \text{ (“EoS Q” in [1, 68])}.$$

Our construction differs from the approach explored in [2] where the hadron resonance gas is matched to an ideal quark-gluon gas with varying values for the latent heat Δe_{lat} . For example, varying the latent heat in EoS Q from $\Delta e_{\text{lat}} = 0.4 \text{ GeV}/\text{fm}^3$ to 0.8 and $1.6 \text{ GeV}/\text{fm}^3$, the pressure $p(e_0, n_B = 0)$ at a typical initial energy density $e_0 = 30 \text{ GeV}/\text{fm}^3$ for central Au+Au collisions at RHIC decreases by only 1.4% and 4.3%, respectively, with correspondingly small changes in the entropy density s_0 . In our approach, however, the entropy density s_0 at e_0 is given by lattice QCD and significantly ($\sim 15\%$) smaller. We note that our QPM(1.0) is similar to EOS Q in [1, 68], except for the larger latent heat of EoS Q.

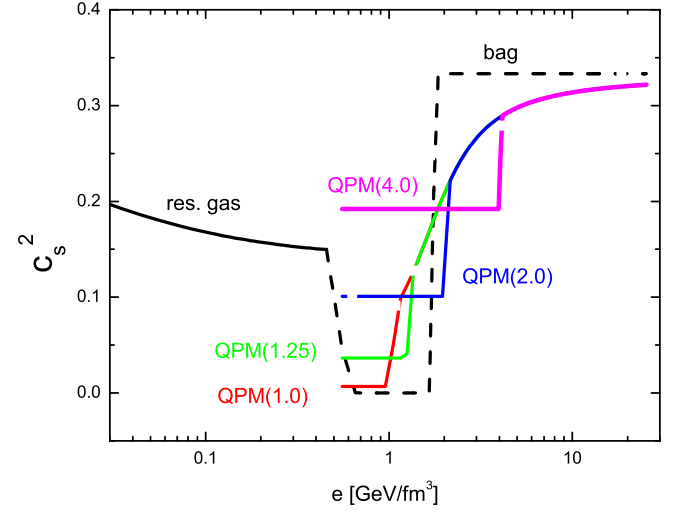


FIG. 16: (Color online) Squared speed of sound $c_s^2 = \partial p / \partial e$ as a function of energy density e along an isentropic expansion trajectory with $s/n_B = 100$, for the EoS family QPM(e_m) depicted in Fig. 15. Baryon density effects are not visible on the given scale as long as $n_B < 0.5 \text{ fm}^{-3}$.

Figure 16 shows the corresponding squared speed of sound, c_s^2 , as a function of energy density e . The linear interpolation between the hadron resonance gas at $e \leq e_1 = 0.45 \text{ GeV}/\text{fm}^3$ and the QPM at $e \geq e_m$ leads to a region of constant sound speed for $e_1 \leq e \leq e_m$. This constant increases monotonically with the matching point value e_m . For $e_m = 3 \text{ GeV}/\text{fm}^3$, the hadron resonance gas extrapolates smoothly to the QPM, with no “soft region” of small sound speed left over at all. In this case the typical phase transition signature of a softening of the EoS near T_c is minimized, leading to minimal phase transition effects on the development of hydrodynamic flow.

IV. AZIMUTHAL ANISOTROPY AND TRANSVERSE MOMENTUM SPECTRA

Equipped with our QCD based family of equations of state, we can now explore the effects of fine structures in the EoS near T_c on the evolution of hydrodynamic flow, by computing the transverse momentum spectra $dN/(dy p_T dp_T d\phi)$ and elliptic flow $v_2(p_T)$ for a variety of hadron species. To emphasize flow effects, we only consider directly emitted hadrons and neglect resonance decay distortions.

In non-central heavy-ion collisions, the initial almond shaped cross section of the overlap zone perpendicular to the beam direction in coordinate space is converted into an azimuthally asymmetric momentum distribution due to the appearance of a radially non-symmetric flow governed by pressure gradients. Assuming no transverse flow at a certain “initial time” τ_0 , at which the hydrodynamical expansion stage starts, the azimuthal asymmetry is determined by the acting pressure. Therefore, the azimuthal asymmetry is an ideal probe of the equation of state. In addition, the final anisotropy in the momentum distribution depends on the rescatterings among the particles and serves as measure of the degree of local thermalization.

The asymmetry is quantified by the harmonic coefficients of an expansion of the emitted hadrons transverse momentum spectra into a Fourier series in the azimuthal emission angle ϕ around the beam axis relative to the reaction plane (which is determined by the direction of the impact parameter b):

$$\frac{dN}{p_\perp dp_\perp dy d\phi} = \frac{dN}{2\pi p_\perp dp_\perp dy} (1 + 2 v_2(p_\perp, y) \cos 2\phi + \dots). \quad (20)$$

The second Fourier coefficient $v_2(p_\perp, y) = \langle \cos 2\phi \rangle_{p_\perp, y}$ is called elliptic flow. We here exploit the 2+1 dimensional relativistic hydrodynamic program package with Cooper-Frye freeze-out formalism, AZHYDRO, used in Refs. [1, 4, 5, 8]. It assumes longitudinally boost-invariant expansion à la Bjorken. Clearly, this is appropriate only near midrapidity $y \approx 0$, but sufficient for purposes of our qualitative investigation here.

Different phenomenological equations of state of strongly interacting matter were proposed in previous studies [1–5, 8–11, 73], exhibiting either a strong first order phase transition with different values of latent heats [1, 2, 4, 8, 11, 73], a smooth but rapid crossover [5], or no phase transition at all [73]. These equations of state differ significantly in their high-density regions and softest points, and in the speed of sound which controls details of the developing flow pattern. Investigating the hydrodynamic consequences of different equations of state helps to establish benchmarks for tracing specific phase transition signatures and distinguishing them from other dynamical features (such as so far poorly explored viscous effects).

We emphasize, however, that we do not attempt here a

systematic comparison with RHIC data. Previous studies [1, 2, 5] have already qualitatively established that existing data are best described by an EoS with a phase transition or rapid crossover of significant strength (i.e. featuring a strong increase of the entropy and energy density within a narrow temperature interval) that exhibits both a soft part near T_c and a hard part not too far above T_c . More quantitative statements about a preference of one form of the EoS over another require a discussion that goes beyond the pure ideal fluid dynamical approach discussed here, due to well-known strong viscous effects on the evolution of elliptic flow in the late hadron resonance gas phase [76]. Studying the effects of EoS variations within a more complete framework that allows to account for non-ideal fluid behaviour in the very early and late stages of the fireball expansion is an important task for the future. Staying here within the ideal fluid approach, we do note, however, that our discussion improves over that presented in [5] by employing below T_c a *chemically non-equilibrated* hadron resonance gas EoS which correctly reproduces the measured hadron yields, irrespective of the selected value for the hydrodynamic decoupling temperature.

A. Top RHIC Energy

We employ P. Kolb’s program package version 0.0 available from the OSCAR archive [68]. While the study presented in [1] shows that at RHIC energies ($\sqrt{s} \sim 200$ A GeV) most of the finally observed momentum anisotropy develops before the completion of the quark-hadron phase transition, the build-up of elliptic flow still occurs mostly in the temperature region where the lattice QCD data show significant deviations from an ideal quark-gluon gas. It is therefore of interest to investigate the effects of these deviations, and of variations of the exact shape of the EoS in the transition region, on the final elliptic flow in some detail, both at RHIC energies, where they are expected to matter, and at higher LHC energies where most (although not all [77]) of the anisotropic flow will develop before the system enters the phase transition region, thus reducing its sensitivity to the transition region.

We fix the initial conditions for top RHIC energy according to [1]

$$s_0 = 110 \text{ fm}^{-3}, \quad n_0 = 0.4 \text{ fm}^{-3}, \quad \tau_0 = 0.6 \text{ fm}/c; \quad (21)$$

these parameters describing the initial conditions in the fireball center for central ($b=0$) Au+Au collisions are required input for the hydro code [68]. From these initial conditions for central collisions the initial profiles for non-central collisions are calculated using the Glauber model [1]. For our EoS these values translate (independently of the QPM version used) into $e_0 = 29.8 \text{ GeV}/\text{fm}^3$, $p_0 = 9.4 \text{ GeV}/\text{fm}^3$, and $T_0 = 357 \text{ MeV}$. [Strictly speaking, since in the QPM the physical scale is set by T_c , varying T_c in the range $170 \pm 10 \text{ MeV}$ would result in a

variation of e_0 from 25 to 33 GeV/fm³ when keeping s_0 fixed (such as to maintain the same final charged particle multiplicity $dN_{ch}/dy \propto s_0\tau_0$). We fix $T_c = 170$ MeV.]

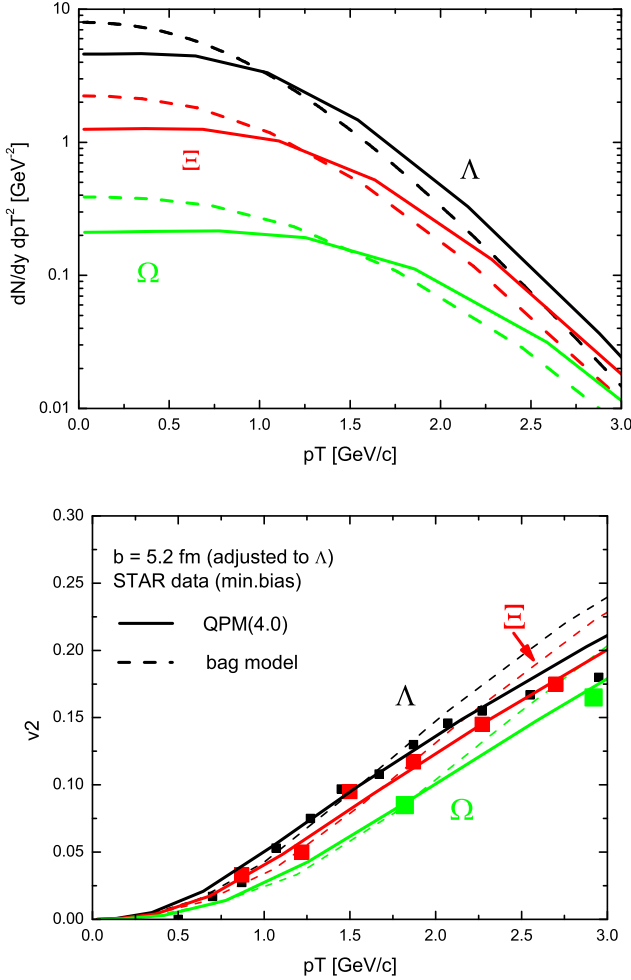


FIG. 17: (Color online) Transverse momentum spectrum (left) and elliptic flow coefficient (right) for directly emitted strange baryons. The symbols represent STAR data [79] (see text for details). Solid and dashed curves are for EoS QPM(4.0) and the bag model EoS, respectively.

Our calculations assume zero initial transverse velocity, $v_{\perp 0} = 0$ at $\tau = \tau_0$. In the hadron phase, the Rapp-Kolb chemical off-equilibrium EoS [11] is used to account for frozen-out chemical reactions. The freeze-out criterion is $e_{f.o.} = 0.075$ GeV/fm³, corresponding to a freeze-out temperature of about 100 MeV. All hadrons are assumed to freeze out at the same energy density.

The usual approach when analyzing data is to adjust the set of initial and final conditions to keep the transverse momentum spectra of a given set of hadron species fixed, and to then study the variation of v_2 . Here we instead illustrate the impact of the EoS by using a fixed set of initial and freeze-out parameters. We explore Au+Au collisions at a fixed impact parameter $b = 5.2$ fm, ad-

justed to best reproduce minimum bias data from the STAR collaboration.

In Fig. 17 we show the transverse momentum spectra and differential elliptic flow for directly emitted Λ , Ξ , and Ω hyperons. These hadron species do not receive large resonance decay contributions, so by comparing the results for directly emitted particles with the measured spectra one can obtain a reasonable feeling for the level of quality of the model description. We show only results obtained with the two extreme equations of state, QPM(4.0) and the bag model EoS (see Fig. 15). The results for QPM(1.0) are very similar to those from the bag model EoS, although the latter features a larger latent heat. The two remaining equations of state (QPM(1.25) and QPM(2.0)) interpolate smoothly between the extreme cases shown in Fig. 17.

The left panel in Fig. 17 shows that QPM(4.0) generates significantly larger radial flow, resulting in flatter p_T spectra especially for the heavy hadrons shown here. This can be understood from Fig. 15 since this EoS does not feature a soft region with small speed of sound around T_c . Flatter p_T spectra generically result in smaller Fourier coefficients $v_2(p_T)$ [1], but the right panel in Fig. 17 shows that for $p_T < 1.5$ GeV/c, QPM(4.0) actually produces larger $v_2(p_T)$ than the bag model EoS. This implies that QPM(4.0) also produces a larger overall momentum anisotropy (i.e. p_T -integrated elliptic flow) than the bag model EoS, again due to the absence of a soft region near T_c . Only at large $p_T > 2$ GeV/c, where the ideal fluid dynamic picture is known to begin to break down [6], does QPM(4.0) give smaller elliptic flow than the bag model EoS, as naively expected [1] from the flatter slope of the single particle p_T -distribution.

The larger $v_2(p_T)$ at low $p_T < 1.5$ GeV/c from QPM(4.0) is not favored by the data. In this sense we confirm the qualitative conclusion from earlier studies [1, 2, 5] that the data are best described by an EoS with a soft region near T_c , followed by a rapid increase of the speed of sound c_s above T_c .

B. LHC estimates

Predictions for Pb+Pb collisions at the LHC involve a certain amount of guesswork about the initial conditions at the higher collision energy. We here do not embark upon a systematic exploration of varying initial conditions, as proposed e.g. in Refs. [80], but simply guess conservatively

$$s_0 = 330 \text{ fm}^{-3}, \quad \tau_0 = 0.6 \text{ fm}/c, \quad (22)$$

keeping all other parameters unchanged. This corresponds to 3 times larger final multiplicities than measured at RHIC. Within the QPM these initial parameters translate into $e_0 = 127$ GeV/fm³, $p_0 = 42$ GeV/fm³, and $T_0 = 515$ MeV for the peak values in central Pb+Pb collisions. We again study collisions at impact parameter $b = 5.2$ fm, using the Glauber model to calculate

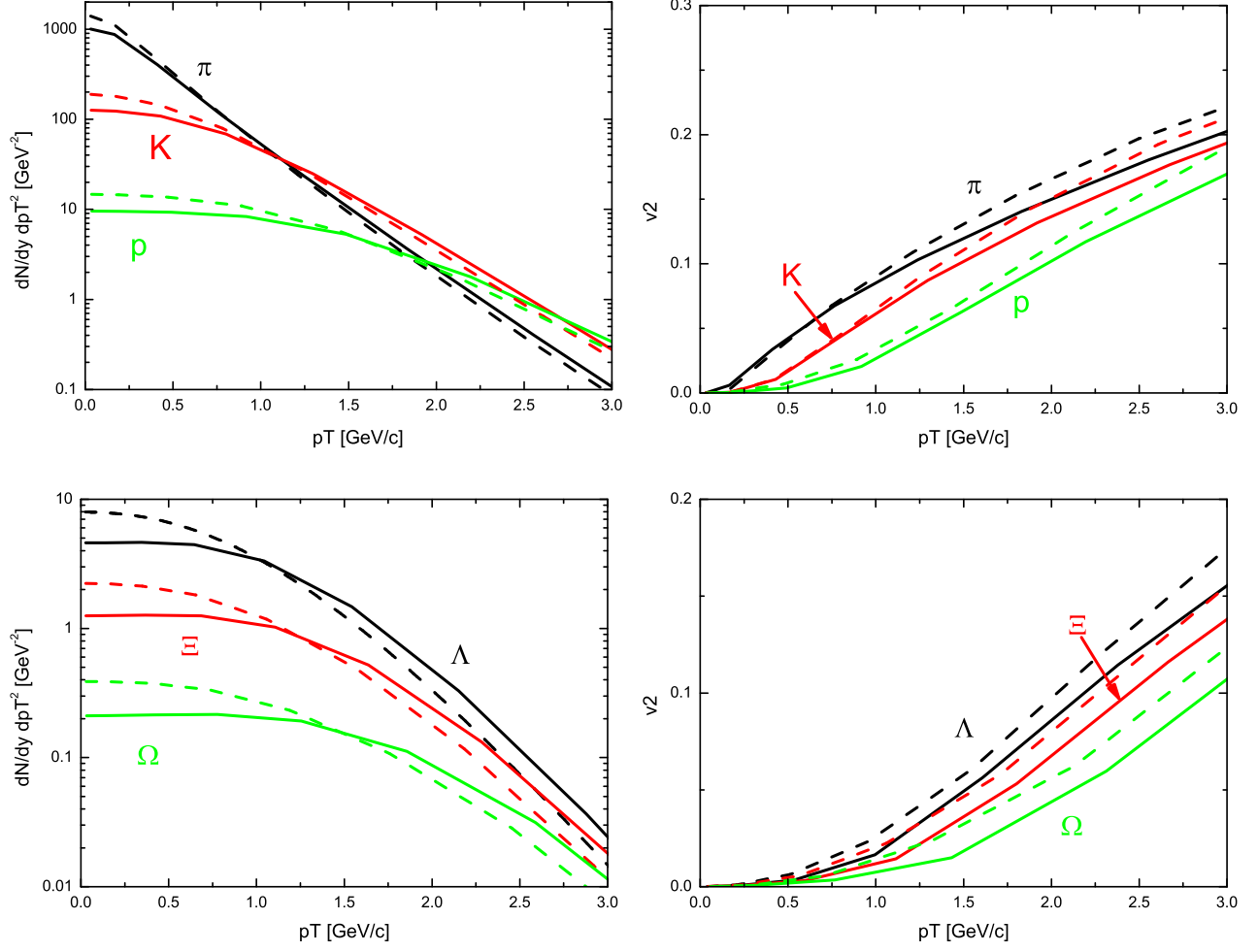


FIG. 18: (Color online) Transverse momentum spectrum (left panels) and azimuthal anisotropy (right panels) for pions, kaons and protons (upper row) and strange baryons (lower row). Initial conditions according to eq. (22). The spectra show only directly emitted hadrons. Solid and dashed curves are for EoS QPM(4.0) and the bag model EoS being similar to QPM(1.0), respectively.

the corresponding initial density profiles from the above parameters.

Again we show results only for the two extreme equations of state, QPM(4.0) and the bag model EoS. Generally, the p_T spectra for LHC initial conditions are flatter than for RHIC initial conditions, since the higher initial temperature and correspondingly longer fireball lifetime results in stronger radial flow. Figure 18 shows that again QPM(4.0), which lacks a soft region near T_c , generates even larger radial flow (i.e. flatter p_T spectra) than the bag model EoS (whose results are similar to those obtained with QPM(1.0)). The radial flow effects are particularly strong for the heavy hyperons.

The overall momentum anisotropy (i.e. the p_T -integrated elliptic flow) does not increase very much between RHIC and LHC [1]. Since the LHC spectra are flatter, i.e. have more weight at larger p_T than the RHIC spectra, the elliptic flow *at fixed* p_T must therefore de-

crease. This is clearly seen when one compares the right panels of Figs. 17 and 18. The decrease is particularly strong for the hyperons at low p_T where the LHC transverse momentum spectra become extremely flat.

V. SUMMARY

We have shown that available lattice QCD calculations give converging and robust results for the EoS $p(e, n_B)$ in the region of large energy density. Baryon density effects were shown to be negligibly small for $n_B < 0.5 \text{ fm}^{-3}$, i.e. the EoS relevant for heavy ion collisions at top RHIC and LHC energies is the same. In the transition region (i.e. for temperatures around T_c) different lattice calculations still exhibit quantitative differences. The lattice calculations examined here do not yet join smoothly at low energy densities (i.e. at $T < T_c$) to the hadron

resonance gas model EoS with physical mass spectrum. While our quasiparticle model covers all considered lattice QCD equations of state and serves as a reliable tool to connect thermodynamic quantities in a thermodynamically consistent way, it is not obvious that a reliable chiral extrapolation is feasible by simply replacing the quark mass parameters employed on the lattice by their physical values. If we do so we find significant quark mass effects only for energy densities below about 1 GeV/fm^3 , i.e. below the hadronization phase transition.

In the present paper we therefore assumed as a working hypothesis the validity of the hadron resonance gas model EoS below T_c (i.e. below an energy density of $e_1 = 0.45 \text{ GeV/fm}^3$) and interpolated this EoS linearly to the robust high energy density branch from the QPM fit to the lattice QCD data. In doing so we arrive at a family of equations of state whose members $\text{QPM}(e_m)$ are labeled by the matching point energy density e_m where we join the QPM EoS. The resulting equations of state $\text{QPM}(e_m)$ are available in the usual tabulated form on the OSCAR website [68]. We find that the uncertain intermediate region, which is bridged over by this interpolation procedure, has a small but non-negligible impact on the evolution of radial and elliptic flow in high energy heavy-ion collisions, visible in the transverse momentum spectra and elliptic flow coefficients of various (directly

emitted) hadron species. Existing RHIC data seem to favor those members of our family of equations of state that exhibit a soft region near T_c followed by a rapid rise of the speed of sound towards the ideal gas value above T_c . We caution, however, that we did not perform a systematic study including simultaneous variations of the EoS and initial and final conditions, and that event-by-event fluctuations [44–47] or viscous effects [78] may wash out differences between different sets of equations of state. More quantitative conclusions about the EoS require systematic investigations which match the ideal fluid description to viscous dynamical models for the very early and late stages of the fireball expansion; this is left for the future.

Acknowledgments

This work was supported by BMBF 06DR121/06DR136, GSI-FE and Helmholtz VI, as well as by the U.S. Department of Energy under contract DE-FG02-01ER41190. We thank S. Fodor, S. Hands, P. Huovinen, F. Karsch, E. Laermann, A. Peshier, K. Redlich, and S. Wheaton for fruitful discussions.

-
- [1] P. F. Kolb, J. Sollfrank, U. Heinz, Phys. Lett. B **459**, 667 (1999) and Phys. Rev. C **62**, 054909 (2000); P. F. Kolb, P. Huovinen, U. Heinz, H. Heiselberg, Phys. Lett. B **500**, 232 (2001); P. Huovinen, P. F. Kolb, U. Heinz, P. V. Ruuskanen, S. A. Voloshin, Phys. Lett. B **503**, 58 (2001); P. F. Kolb and U. Heinz, in *Quark Gluon Plasma 3*, edited by R. C. Hwa and X. N. Wang (World Scientific, Singapore, 2004), p. 634.
 - [2] D. Teaney, J. Lauret, and E. V. Shuryak, Phys. Rev. Lett. **86**, 4783 (2001), and arXiv:nucl-th/0110037.
 - [3] E. V. Shuryak, Prog. Part. Nucl. Phys. **53**, 273 (2004).
 - [4] P. Huovinen, in *Quark Gluon Plasma 3*, edited by R. C. Hwa and X. N. Wang (World Scientific, Singapore, 2004), p. 600; P. Huovinen and P. V. Ruuskanen, Ann. Rev. Nucl. Part. Sci., in press [arXiv:nucl-th/0605008].
 - [5] P. Huovinen, Nucl. Phys. A **761**, 296 (2005).
 - [6] U. Heinz, J. Phys. G **31**, 717 (2005).
 - [7] *The First Three Years of Operation of RHIC*, Nucl. Phys. A **757**, 1 (2005).
 - [8] T. Hirano, Phys. Rev. C **65**, 011901(R) (2001); T. Hirano and K. Tsuda, Phys. Rev. C **66**, 054905 (2002).
 - [9] D. Teaney, arXiv:nucl-th/0204023.
 - [10] R. Rapp, Phys. Rev. C **66**, 017901 (2002).
 - [11] P. F. Kolb and R. Rapp, Phys. Rev. C **67**, 044903 (2003).
 - [12] U. Heinz and P. F. Kolb, Nucl. Phys. A **702**, 269 (2002).
 - [13] U. Heinz, Nucl. Phys. A **721**, 30 (2003).
 - [14] M. Gyulassy, in *Structure And Dynamics Of Elementary Matter*, edited by W. Greiner *et al.*, Nato Science Series II, Vol. 166 (Kluwer Academic, Dordrecht, 2004), p. 159 [arXiv:nucl-th/0403032].
 - [15] M. Gyulassy and L. McLerran, Nucl. Phys. A **750**, 30 (2005).
 - [16] E. V. Shuryak, Nucl. Phys. A **750**, 64 (2005).
 - [17] F. Karsch, E. Laermann, and A. Peikert, Phys. Lett. B **478**, 447 (2000).
 - [18] F. Karsch, Lect. Notes Phys. **583**, 209 (2002);
 - [19] F. Karsch and E. Laermann, in *Quark Gluon Plasma 3*, edited by R. C. Hwa and X. N. Wang (World Scientific, Singapore, 2004), p. 1.
 - [20] A. Peshier, B. Kämpfer, O. P. Pavlenko, and G. Soff, Phys. Lett. B **337**, 235 (1994); Phys. Rev. D **54**, 2399 (1996); A. Peshier, B. Kämpfer, and G. Soff, Phys. Rev. C **61**, 045203 (2000); and Phys. Rev. D **66**, 094003 (2002).
 - [21] P. Levai and U. Heinz, Phys. Rev. C **57** (1998) 1879
 - [22] R. A. Schneider and W. Weise, Phys. Rev. C **64** (2001) 055210
 - [23] A. Rebhan and P. Romatschke, Phys. Rev. D **68**, 025022 (2003); P. Romatschke, hep-ph/0210331.
 - [24] D. H. Rischke, Prog. Part. Nucl. Phys. **52**, 197 (2004).
 - [25] J. Letessier and J. Rafelski, Phys. Rev. C **67**, 031902 (2003).
 - [26] M. A. Thaler, R. A. Schneider, and W. Weise, Phys. Rev. C **69** (2004) 035210
 - [27] Yu. B. Ivanov, V. V. Skokov, and V. D. Toneev, Phys. Rev. D **71**, 014005 (2005); A. S. Khvorostukin, V. V. Skokov, V. D. Toneev, and K. Redlich, nucl-th/0605069
 - [28] V. M. Bannur, hep-ph/0508069; Phys. Rev. E **73**, 067401 (2006); hep-ph/0604158; hep-ph/0608232; and hep-ph/0609188.
 - [29] A. Peshier and W. Cassing, Phys. Rev. Lett. **94**, 172301

- (2005).
- [30] M. Le Bellac, *Thermal Field Theory* (Cambridge University Press, Cambridge, 1996).
 - [31] J. I. Kapusta, *Finite-Temperature Field Theory* (Cambridge University Press, Cambridge, 1989).
 - [32] R. D. Pisarski, Nucl. Phys. A **498**, 423c (1989).
 - [33] M. I. Gorenstein and S. N. Yang, Phys. Rev. D **52**, 5206 (1995).
 - [34] M. Bluhm, Diploma Thesis, Technische Universität Dresden, August 2004, unpublished; M. Bluhm, B. Kämpfer, R. Schulze, D. Seipt, hep-ph/0608053.
 - [35] M. Bluhm, B. Kämpfer, and G. Soff, J. Phys. G **31**, 1151 (2005); and Phys. Lett. B **620**, 131 (2005).
 - [36] J. P. Blaizot, E. Iancu, and A. Rebhan, Phys. Rev. Lett. **83**, 2906 (1999); Phys. Lett. B **470**, 181 (1999); Phys. Rev. D **63**, 065003 (2001); Phys. Lett. B **523**, 143 (2001); Phys. Rev. D **68**, 025011 (2003); and in *Quark Gluon Plasma 3*, edited by R. C. Hwa and X. N. Wang (World Scientific, Singapore, 2004), p. 60.
 - [37] K. K. Szabo, A. I. Toth, JHEP **0306**, 008 (2003).
 - [38] M. Bluhm, B. Kämpfer, and G. Soff, hep-ph/0402252.
 - [39] S. Ejiri, F. Karsch, E. Laermann, and C. Schmidt, Phys. Rev. D **73**, 054506 (2006).
 - [40] F. Karsch, Nucl. Phys. Proc. Suppl. **83**, 14 (2000).
 - [41] C. R. Allton, S. Ejiri, S.J. Hands, O. Kaczmarek, F. Karsch, E. Laermann, and C. Schmidt, Phys. Rev. D **68**, 014507 (2003); C. R. Allton, M. Döring, S. Ejiri, S. J. Hands, O. Kaczmarek, F. Karsch, E. Laermann, and K. Redlich, Phys. Rev. D **71**, 054508 (2005).
 - [42] These parameters differ significantly from the QPM parameters that optimally reproduce $c_0(T)$ from Ref. [17] (cf. Fig. 1). This is most likely a consequence of different algorithms and lattice QCD parameters used in Refs. [17] and [41]. It implies that the dependence of these lattice data on the quark masses and lattice spacing, combined with the presently incompletely controlled [66] continuum extrapolation, is too complex to be fully captured by our QPM. If we compute the pressure $p(T, \mu_B=0)$ (i.e. $c_0(T)$) from the QPM with the parameters used in Figs. 2 and 3 (which were tuned to $c_2(T)$ from Ref. [41]), adjusting the extra parameter $B(T_c)$ which is not needed for the $c_n(T)$, $n \geq 2$, to the value $B(T_c) = 0.61T_c^4$, we find a result that is about 10% larger than that shown in Fig. 1 for large T and rises somewhat more rapidly in the vicinity of T_c , resulting in a larger entropy density.
 - [43] M. Bluhm, B. Kämpfer, R. Schulze, and D. Seipt, hep-ph/0608052.
 - [44] M. Asakawa, U. Heinz, and B. Müller, Phys. Rev. Lett. **85**, 2072 (2000); and Nucl. Phys. A **698**, 519 (2002).
 - [45] S.-Y. Jeon and V. Koch, Phys. Rev. Lett. **85**, 2076 (2000).
 - [46] O. Socolowski, F. Grassi, Y. Hama, and T. Kodama, AIP Conf. Proc. **739**, 649 (2005); and Phys. Rev. Lett. **93**, 182301 (2004).
 - [47] C. E. Aguiar, Y. Hama, T. Kodama, and T. Osada, Nucl. Phys. A **698**, 639 (2002).
 - [48] R. V. Gavai and S. Gupta, Phys. Rev. D **71**, 114014 (2005); Phys. Rev. D **72**, 054006 (2005); and Phys. Rev. D **73**, 014004 (2006).
 - [49] R. V. Gavai and S. Gupta, Phys. Rev. D **67**, 034501 (2003), and private communication (March 2006).
 - [50] L. D. Landau and E. M. Lifshitz, *Fluid Mechanics*, 2nd Edition (Butterworth and Heinemann, 1987).
 - [51] F. Karsch, private communication, January 2006.
 - [52] J. Cleymans, B. Kämpfer, M. Kaneta, S. Wheaton, and N. Xu, Phys. Rev. C **71**, 054901 (2005).
 - [53] J. Manninen, F. Becattini, and M. Gazdzicki, Phys. Rev. C **73**, 044905 (2006).
 - [54] J. Cleymans, H. Oeschler, K. Redlich, and S. Wheaton, Phys. Rev. C **73**, 034905 (2006), and references therein.
 - [55] S. Wheaton, private communication, July 2005.
 - [56] M. A. Halasz, A. D. Jackson, R. E. Shrock, M. A. Stephanov, and J. J. M. Verbaarschot, Phys. Rev. D **58**, 096007 (1998).
 - [57] K. Rajagopal and F. Wilczek, in *At the frontier of particle physics*, edited by M. Shifman, vol. 3, chpt. 35, p. 2061 (World Scientific, Singapore, 2001).
 - [58] M. A. Stephanov, Prog. Theor. Phys. Suppl. **153**, 139 (2004), and references therein; Int. J. Mod. Phys. A **20**, 4387 (2005).
 - [59] Z. Fodor and S. D. Katz, JHEP **0203**, 014 (2002); JHEP **0404**, 050 (2004).
 - [60] Ph. de Forcrand and O. Philipsen, Nucl. Phys. B **673**, 170 (2003).
 - [61] C. Schmidt *et al.*, Nucl. Phys. Proc. Suppl. **119**, 517 (2003).
 - [62] A. Peikert, PhD Thesis, Universität Bielefeld, May 2000.
 - [63] F. Karsch, K. Redlich, and A. Tawfik, Eur. Phys. J. C **29**, 549 (2003); Phys. Lett. B **571**, 67 (2003).
 - [64] Z. Fodor, S. D. Katz, and K. K. Szabo, Phys. Lett. B **568**, 73 (2003).
 - [65] F. Karsch, E. Laermann, and A. Peikert, Nucl. Phys. B **605**, 579 (2001).
 - [66] Y. Aoki, Z. Fodor, S. D. Katz, and K. K. Szabo, Phys. Lett. B **643**, 46 (2006); Y. Aoki, G. Endrodi, Z. Fodor, S. D. Katz, and K. K. Szabo, Nature **443**, 675 (2006).
 - [67] M. Cheng *et al.*, Phys. Rev. D **74**, 054507 (2006).
 - [68] See the link to the hydrodynamic code AZHYDRO at <http://nt3.phys.columbia.edu/people/molnard/OSCAR/> and references given there. A tabulated version of the EoS for a hadron resonance gas in chemical equilibrium (EOS Q files named aal*.dat) is available at <http://www.physics.ohio-state.edu/~froderma/>.
 - [69] F. Karsch, AIP Conf. Proc. **842**, 20 (2006) [hep-lat/0601013].
 - [70] C. Bernard *et al.*, Phys. Rev. D **55**, 6861 (1997); PoS **LAT2005**, 156 (2005).
 - [71] Y. Aoki, Z. Fodor, S. D. Katz, and K. K. Szabo, JHEP **0601**, 089 (2006).
 - [72] R. Hagedorn, Nuovo Cim. Suppl. **3**, 147 (1965).
 - [73] J. Sollfrank *et al.*, Phys. Rev. C **55**, 392 (1997).
 - [74] R. Dashen, S. Ma, and H. J. Bernstein, Phys. Rev. **187**, 345 (1969).
 - [75] P. Braun-Munzinger, D. Magestro, K. Redlich and J. Stachel, Phys. Lett. B **518**, 41 (2001).
 - [76] T. Hirano, U. Heinz, D. Kharzeev, R. Lacey and Y. Nara, Phys. Lett. B **636**, 299 (2006).
 - [77] T. Hirano, U. Heinz, D. Kharzeev, R. Lacey and Y. Nara, arXiv:nucl-th/0701075.
 - [78] D. Teaney, Nucl. Phys. A **715**, 817 (2003).
 - [79] J. Adams *et al.* [STAR Collaboration], Phys. Rev. Lett. **95**, 122301 (2005).
 - [80] R.J. Fries, J.I. Kapusta and Y. Li, nucl-th/0604054; A. Krasnitz and R. Venugopalan, Phys. Rev. Lett. **84**, 4309 (2000);