

Novel Josephson Effects in d -wave Superconductor Junctions with Antiferromagnetic Interlayers

Brian M. Andersen¹, Yu. S. Barash², S. Graser³, and P. J. Hirschfeld³

¹Nano-Science Center, Niels Bohr Institute, University of Copenhagen,
Universitetsparken 5, DK-2100 Copenhagen, Denmark

²Institute of Solid State Physics, Russian Academy of Sciences, Chernogolovka, Moscow reg., 142432 Russia

³Department of Physics, University of Florida, Gainesville, Florida 32611-8440, USA

(Dated: February 6, 2019)

We calculate the dc supercurrent through a Josephson tunnel junction consisting of an antiferromagnetic (AF) interlayer sandwiched between two d -wave superconductors (d). Such d /AF/ d junctions exhibit a rich dependence of the Josephson current on the interlayer parameters, including the possibility of $0 - \pi$ transitions with varying temperature or interlayer thickness. Furthermore, we study d /I/ d junctions when the dSC leads include subdominant magnetic correlations. In this case induced magnetism near the interface can strongly diminish the critical current for 110 oriented junctions whereas no suppression is obtained for the 100 orientation. This may help resolve a long-standing puzzle of the critical current versus grain boundary angle in high- T_c superconductors.

PACS numbers: 74.45.+c, 74.50.+r, 75.50.Ee, 74.72.-h

Introduction.— Interfaces and Josephson junctions between superconductors and magnetic materials can generate novel low-energy spin-dependent Andreev bound states leading to highly unconventional quantum transport properties. For instance, junctions consisting of s -wave superconductors (s) and ferromagnetic (F) metals have attracted great interest in recent years[1]. Such junctions have been shown to exhibit so-called $0 - \pi$ transitions[2, 3], where, depending on the temperature T and the width L of the interlayer, the ground state is characterized by an internal phase difference of π between the two superconductors. This effective negative Josephson coupling is similar to what can happen when tunnelling through magnetic impurities[4]. The possibility of $0 - \pi$ transitions may be utilized as a basis for future quantum qubits[5], constituting an important example in the field of superconducting spintronics[6].

Another promising situation is interfaces between antiferromagnets and superconductors. In this case spin dependent quasiparticle reflection at the AF surface, so-called Q-reflection, combined with Andreev reflection on the superconducting side, can lead to new low-energy bound states with important consequences for the associated proximity effect[7, 8]. Furthermore, in s /AF/ s Josephson junctions these bound states can enhance the critical current J_c at low T [7], and lead to 0 - or π -junction behavior depending on T and thickness of the AF interlayer[9]. For s /AF/ s junctions the $0 - \pi$ behavior is a true even-odd effect arising from qualitatively different spectra of the Andreev bound states caused by different symmetries of the odd and even AF interfaces[9].

In this Letter we study the Josephson current through in-plane d /AF/ d tunnel junctions. Such junctions have not been studied before theoretically. Based on both analytical calculations and numerical solutions of the Bogoliubov-de Gennes (BdG) equations, we determine

the criteria for $0 - \pi$ -junction behavior and predict unusual T dependence of the critical current $J_c(T)$.

Intrinsic d /AF/ d junctions may already be present in the case of high- T_c grain boundaries (GB) which induce AF surface states. Below, we also study the critical current through GB by modeling them as d /I/ d junctions, where I is an insulating layer but where the leads contain subdominant magnetic correlations which become important near order parameter-suppressing interfaces. Both kinds of junctions mentioned above are cousins of the unconventional d /I/ d junctions which exhibit an unusual $1/T$ behavior of $J_c(T)$ at low T as well as possible (depends on misorientation angle) T -induced $0 - \pi$ transitions[10]. The experimental observation of these effects is notoriously difficult due to a complex structure of the barrier interface, characterized, in particular, by facetting, twins and especially by many high transmission channels. Only recently have the main features associated with mid-gap state contribution to the Josephson current been observed in experiments [11, 12, 13].

Model.— The Hamiltonian is defined on a two-dimensional (2D) square lattice (lattice constant $a = 1$)

$$\hat{H} = -t \sum_{\langle ij \rangle \sigma} \hat{c}_{i\sigma}^\dagger \hat{c}_{j\sigma} + \sum_{\langle ij \rangle} \left(\Delta_{ij} \hat{c}_{i\uparrow}^\dagger \hat{c}_{j\downarrow}^\dagger + \text{H.c.} \right) - \sum_{i\sigma} \mu \hat{n}_{i\sigma} + \sum_i m_i (\hat{n}_{i\uparrow} - \hat{n}_{i\downarrow}). \quad (1)$$

Here, $\hat{c}_{i\sigma}^\dagger$ creates an electron of spin σ on the site i , t is the hopping matrix element, μ is the chemical potential, and Δ_{ij} and m_i denote the superconducting and magnetic order parameters, respectively. The associated BdG equations are given by

$$\sum_j \begin{pmatrix} \mathcal{K}_{ij,\sigma}^+ & \mathcal{D}_{ij,\sigma} \\ \mathcal{D}_{ij,\sigma}^* & -\mathcal{K}_{ij,\sigma}^- \end{pmatrix} \begin{pmatrix} u_{n\sigma}(j) \\ v_{n\bar{\sigma}}(j) \end{pmatrix} = E_{n\sigma} \begin{pmatrix} u_{n\sigma}(i) \\ v_{n\bar{\sigma}}(i) \end{pmatrix}, \quad (2)$$

where $\mathcal{K}_{ij}^{\pm} = -t\delta_{ij} + (\pm\sigma m_i - \mu)\delta_{ij}$, with $\sigma = +1/-1$ for up/down spin and δ_{ij} and $\delta_{\langle ij \rangle}$ are the Kronecker delta symbols connecting on-site and nearest neighbor sites, respectively. The net magnetization is $M_i = m_i/U = \frac{1}{2}[\langle \hat{n}_{i\uparrow} \rangle - \langle \hat{n}_{i\downarrow} \rangle]$, and the off-diagonal block \mathcal{D}_{ij} describes d -wave pairing $\mathcal{D}_{ij} = -\Delta_{ij}^d \delta_{ij}$, where $\Delta_{ij}^d = -V[\langle \hat{c}_{i\uparrow}\hat{c}_{j\downarrow} - \hat{c}_{i\downarrow}\hat{c}_{j\uparrow} \rangle]/2$. The coupling constants U (V) are non-zero on (off) the L atomic chains constituting the AF interlayer. By Fourier transform parallel to the interface, we obtain an effective 1D problem at the expense of introducing an additional parameter k_y . The dc Josephson current $j_{rr'}$ between two neighboring sites r and r' is obtained from $j_{rr'} = -(iet/\hbar) \sum_{\sigma} [\langle \hat{c}_{r\sigma}^{\dagger} \hat{c}_{r'\sigma} \rangle - \langle \hat{c}_{r'\sigma}^{\dagger} \hat{c}_{r\sigma} \rangle]$. For more details on the numerical and analytical approaches, we refer the reader to Refs. 7-9.

Results.— For s /AF/ s junctions, the $0 - \pi$ behavior as a function of interlayer thickness L exists both for 100 and 110 orientations[9]. This is not the case for d /AF/ d junctions, where the 100 case displays only 0-junction characteristics with an Ambegaokar-Baratoff like dependence of $J_c(T)$. Therefore, we focus on the more interesting 110 oriented d /AF/ d junctions. We discuss only identical (and identically oriented) junctions, and restrict ourselves to the tunnelling limit where the current-phase relation is sinusoidal, and $J_c = J(\pi/2)$. The 110 oriented d /AF/ d junctions are categorized further into d /AFeven/ d and d /AFodd/ d junctions depending on whether the interlayer consists of an even or odd number of chains, respectively. In Fig. 1(a) and 1(b) we show typical self-consistent results for J_c as a function of T for even and odd interlayer-chains, respectively. As seen from Fig. 1(a), d /AFeven/ d are 0-junctions with a $1/T$ -like dependence of J_c in the large- U limit. The small dip in J_c at low T is caused by the finite width of the interlayer and disappears in the limits $\xi/L, U \rightarrow \infty$. As shown in Fig. 1(b), $J_c(T)$ in 110 d /AFodd/ d junctions exhibit a surprisingly rich T dependence: as U is increased the pure 0-junction at low U becomes a π -junction at high T which crosses over to 0-junction behavior at some T^* which eventually vanishes in the large- U limit where $J_c(T) \sim -1/T$. The systematic $0 - \pi$ -junction oscillations versus interlayer thickness L is shown in Fig. 1(c). The k_y -resolved current corresponding to parameters similar to the green curve in Fig. 1(b), is shown in Fig. 1(d). The same momentum region contributes to the current at all T , a fact which will ease the analytical interpretation presented in the next section.

We now study d /AF/ d junctions within a quasiclassical approach where, as usual, all characteristic energies are assumed to be much less than the Fermi energy E_F . We assume for the coherence length $\xi \gg a, L$, and the junction properties are conveniently expressed in terms of the scattering \mathcal{S} matrix containing the reflection and transmission amplitudes. The Josephson current is carried entirely by phase-dependent Andreev bound states.

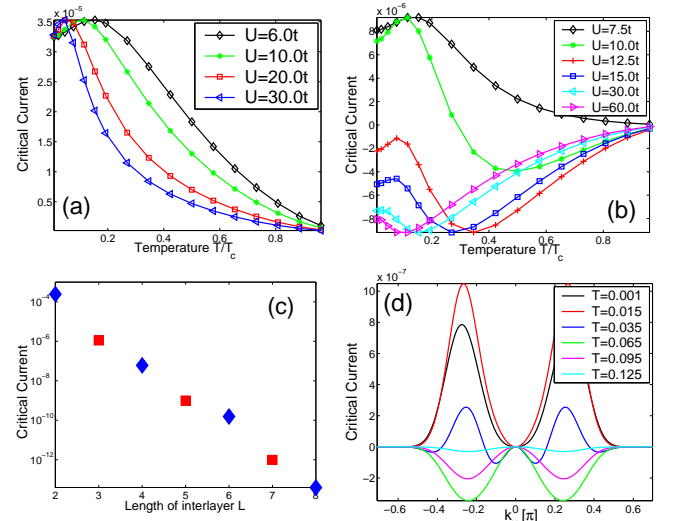


FIG. 1: (Color online) $J_c(T)$ vs T for a range of U for $L = 6$ (a) and $L = 5$ (b). For clarity, the curves have been scaled by a constant to give the same maximum value as for the curve with the smallest U . (c) J_c at $T = 0$ as a function of interlayer thickness L . The red squares correspond to negative J_c and have been multiplied by -1 in this semi-log plot. (d) the k_y -resolved current shown for $L = 5$ and $U = 10t$ (along green curve in (b)). For all results shown here: $\mu = 0$ and $V = t$. The latter leads to a ratio $\xi/L \sim 1 - 2$ in agreement with the short in-plane coherence length of cuprate superconductors.

For d /AFodd/ d junctions, the general structure of the \mathcal{S} matrix is similar to that of d /F/ d junctions with symmetric F interfaces. This follows from the fact that in the (110) orientation and for an odd number of chains in the interlayer, all spins are aligned in the outermost chains. For (110) d /AFeven/ d junctions, the outermost chains of the AF interface have opposite spin polarizations (but still all aligned within each chain) and the \mathcal{S} matrix is isomorphic to the three-layer FIF interface with antiparallel orientations of the two F layers[14]. The existence of the even-odd ($0 - \pi$) behavior shown in Fig. 1(c) follows directly from this link between the \mathcal{S} matrices for 110 d /AF/ d and d /F/ d junctions[9]. However, in order to understand the T dependence of $J_c(T)$ and obtain quantitative criteria for transitions between 0- or π -junction behavior, we turn now to the explicit calculations.

Consider first (110) d /AFeven/ d junctions where the transparency coefficients satisfy $D_\sigma = D_{\bar{\sigma}} = D = 1 - R$, resulting in the following Josephson current

$$J(\chi, T) = \frac{e|\Delta^d|D \sin \chi \tanh \left[\frac{|\Delta^d|\gamma}{2T} \right]}{\gamma}, \quad (3)$$

where $\gamma = (R \sin^2 \frac{\Theta}{2} + D \cos^2 \frac{\chi}{2})^{1/2}$, and χ is the phase difference across the junction. Here, not only Δ^d and D , but also the spin-mixing parameter Θ ($\sin \Theta(k_y) = [m/2t \cos(k_y/\sqrt{2})] \{1 + [m/4t \cos(k_y/\sqrt{2})]^2\}^{-1}$), are all k_y -dependent, and the total current is a sum of Eq.(3)

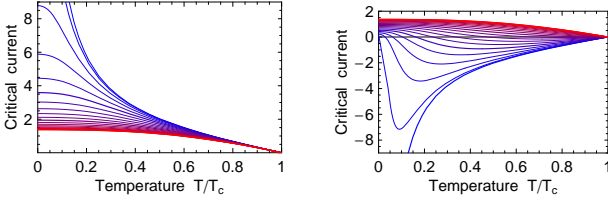


FIG. 2: (Color online) $J_c(T)$ obtained from quasiclassical calculations in the tunnelling limit $D = 0.001$ for $d/\text{AFeven}/d$ (left) and $d/\text{AFodd}/d$ (right), plotted for different spin-mixing angles (from $\Theta = 0$ (blue) to $\Theta = \pi$ (red) in intervals of 0.05π). The k_y dependence of Θ has been neglected here.

over all values of k_y [9]. However, as seen from Fig. 1(d), the k_y -sum is unimportant for understanding the qualitative behavior. Eq. (3) is valid for arbitrary transparency, and the critical current $J_c(T)$ is plotted in Fig. 2(left) for a range of Θ . In agreement with Fig. 1(a), the junction is always a 0-junction. Near T_c , Eq. (3) reduces to $J(\chi, T) = \frac{e|\Delta^d|^2 D \sin \chi}{2T}$ which coincides with the result in nonmagnetic (110) symmetric $d/I/d$ junctions. However, at low T the current (3) is given by $J(\chi, T) = e|\Delta^d|D \sin \chi / \gamma$ which, in the tunnelling limit, reduces to $J(\chi, T) = e|\Delta^d|D \sin \chi / |\sin \frac{\Theta}{2}|$. Therefore, due to the factor $|\sin^{-1} \frac{\Theta}{2}|$, we find the remarkable result that the current substantially exceeds the critical current in nonmagnetic (110) $d/I/d$ junctions with the same transparency coefficient D (Fig. 2).

Next we discuss the T dependence of $J_c(T)$ for 110 $d/\text{AFodd}/d$ junctions. As argued above, this junction is similar to 110 $d/\text{F}/d$ junctions with symmetric F interlayer. In the tunnelling limit we obtain the following expression for $J_c(T)$ ($\alpha \equiv \pm 1$)

$$J_c(T) = \alpha e |\Delta^d| \sqrt{D_\sigma D_{\bar{\sigma}}} \left[\sin \left(\frac{\Theta}{2} \right) \tanh \left(\frac{|\Delta^d| \sin \left(\frac{\Theta}{2} \right)}{2T} \right) - \frac{|\Delta^d| \cos^2 \left(\frac{\Theta}{2} \right)}{2T} \cosh^{-2} \left(\frac{|\Delta^d| \sin \left(\frac{\Theta}{2} \right)}{2T} \right) \right], \quad (4)$$

which is plotted in Fig. 2(right) for $\alpha = 1$ (see below). The result for an arbitrary transparency can be obtained along similar lines to Ref. 15. In the absence of magnetism, when $\Theta = 0$, $\alpha = -1$, and for zero transparency $D \rightarrow 0$, there are zero-energy Andreev bound states at both d/I surfaces of the (110) $d/I/d$ junction. With increasing Θ , the mid-gap states on each d/I surface evolve into spin-split Andreev states on a d/FI surface. For a given k_y , the energies of these spin-split states are $\varepsilon_d = \pm \Delta^d \sin \left(\frac{\Theta}{2} \right)$. This is different from the s -wave case where $\varepsilon_s = \pm \Delta^s \cos \left(\frac{\Theta}{2} \right)$ [16], and therefore the behavior of the Josephson current in $s/\text{F}/s$ tunnel junctions[15] strongly differs from d -wave magnetic junctions. Eq.(4) can be qualitatively understood as follows: in tunnel junctions the surface states ε_d further split and become phase-dependent due to a finite transparency. As a re-

sult, four current-carrying interface Andreev states exist for a given k_y . Eq. (4) represents the Josephson current carried by these states in the tunnelling limit, when two spin-split surface states on each side of the junction only slightly overlap through the interlayer.

In the limit of a nonmagnetic interlayer ($\Theta = 0$, $\alpha = -1$), only the second term in Eq.(4) survives and one obtains $J_c(T) = \frac{e|\Delta^d|^2 D}{2T}$, with the well-known $1/T$ -behavior for $d/I/d$ junctions. This result is the tunnelling limit of the more general current-phase relation[17]

$$J(\chi, T) = 2e |\Delta^d| \sqrt{D} \sin \frac{\chi}{2} \tanh \left[\frac{|\Delta^d|}{2T} \sqrt{D} \cos \frac{\chi}{2} \right]. \quad (5)$$

Hence, there are no $0-\pi$ transitions in (110) d -wave nonmagnetic junctions. This, however, is not the case, in the presence of magnetic interlayers with finite spin-mixing Θ . Finite values of Θ result in the appearance of the additional (first) term in Eq.(4), which is comparatively small for small Θ , and for $\theta < \pi/2$ has the opposite sign compared to the second term. The second term in Eq.(4) is, in its turn, strongly modified due to finite Θ at sufficiently low T . Indeed, it becomes exponentially small, if T is much less than the spin-split finite energies of the Andreev states ε_d . At the same time, the second term in Eq.(4) dominates the current at higher T , for example, near T_c . For this reason the $0-\pi$ transition arises in magnetic 110 $d/\text{AFodd}/d$ tunnel junctions under the condition $\Theta < \pi/2$, as a result of the interplay of the two terms with opposite signs in Eq.(4). In principle, the change of sign of the total current in (4) takes place with varying T for any small value of Θ , but effects of finite transparency confine the conditions for the presence of a $0-\pi$ transition to not too small values of Θ .

For deriving the conditions for the presence of the $0-\pi$ transition in the tunnelling limit, it is convenient to consider two limiting cases of Eq.(4), one near T_c and another at low T . Under the condition $\frac{|\Delta^d|}{2} \sin \left(\frac{\Theta}{2} \right) \ll T \leq T_c$, Eq.(4) reduces to the simple expression

$$J_c(T) = \frac{-\alpha e |\Delta^d|^2 \sqrt{D_\sigma D_{\bar{\sigma}}}}{2T} \cos \Theta, \quad (6)$$

which is suppressed by the factor $\cos \Theta$ compared to the corresponding nonmagnetic $d/I/d$ junction. Eq. (6) is valid, in particular, near T_c . Under the opposite condition $T \ll \frac{|\Delta^d|}{2} \sin \left(\frac{\Theta}{2} \right)$, Eq.(4) becomes

$$J_c(T) = \alpha e |\Delta^d| \sqrt{D_\sigma D_{\bar{\sigma}}} \left| \sin \left(\frac{\Theta}{2} \right) \right|, \quad (7)$$

which is suppressed by the factor $|\sin \left(\frac{\Theta}{2} \right)|$ compared to nonmagnetic $d/I/d$ junction. Comparing signs of Eqs. (6) and (7), it is evident that the $0-\pi$ transition takes place with varying T under the condition $\cos \Theta > 0$, that is for $\Theta < \frac{\pi}{2}$. For $\alpha = 1$ (which is the case for $d/\text{AFodd}/d$

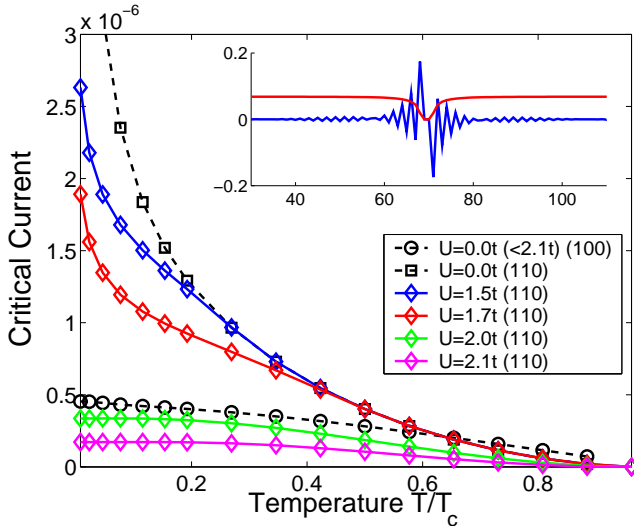


FIG. 3: (Color online). $J_c(T)$ versus T for 110 and 100 $d/I/d$ junctions with AF correlations in the d leads which have doping level $x = 0.1$. The I region is modeled with $L = 2$ and an impurity potential of $30t$. In the 100 case, the same curve (black circles) is obtained for all $U \leq 2.1t$. (inset) Example of surface-induced magnetization (blue) and the suppression of Δ^d (red) at a 110 interface, shown here for $U = 2.0t$.

junctions) and $\Theta < \frac{\pi}{2}$ the 0-state is the ground state of the junction, whereas the π -state exists near T_c in qualitative agreement with Fig. 1(b). Note that $0 - \pi$ transitions in $s/F/s$ junctions happens when the opposite inequality $\Theta > \frac{\pi}{2}$ is satisfied[15]. Finally, we stress that our results (4), (6) and (7) describe also the current in $d/F/d$ junctions.

Experimental observation of $0 - \pi$ transitions in $d/AF/d$ junctions may be possible in sandwich structures of high-doped and un-doped high- T_c materials similar to what was constructed for c -axis junctions[18]. Recently, Oh *et al.*[19], invented a spatially controlled doping method and fabricated in-plane 100 $d/AF/d$ junctions. The results of the present paper indicate that the fabrication of similar 110 $d/AF/d$ junctions and a detailed study of their Josephson current characteristics holds the promise of several unusual properties as shown in Figs. 1-2. Realistic junctions will contain regions with varying interlayer thickness, but if these are sufficiently few, the regions with shortest thickness should dominate the current. Alternatively, one needs to average the current over interface imperfections. J_c in even junctions dominates at low T only in the limit of large U . Then we have a small Θ and 0-junction with a low- T anomaly in J_c . Otherwise critical currents in even and odd junctions are of the same order. For $\Theta > \pi/2$ (i.e. $m < 4t$) the currents have identical signs at all T (0-junctions). For $\Theta < \pi/2$ π -junction state arise in odd junctions near T_c , resulting in an overall cancelation of odd and even contributions to the current.

Finally, we turn to the question of J_c through grain boundaries, where a strong discrepancy between theory and experiment has been known for some time: when the GB is modeled as a $d/I/d$ junction the zero-energy state existing in the 110 orientation results in a large low T increase of J_c as compared to the 100 orientation (see dashed lines in Fig. 3). However, the opposite behavior is obtained in experiments: J_c is largest for 100 orientations and drops exponentially with increased angle between the GB and the crystal axis[20]. Subdominant (i.e. absent in the bulk) magnetic correlations can lead to magnetic instabilities near order parameter-suppressing interfaces[21], as shown in the inset of Fig. 3. The main body of Fig. 3 shows $J_c(T)$ for a range of U all small enough not to induce magnetization in the bulk. Contrary to the 100 orientation, J_c through 110 GB can be significantly reduced by surface-induced magnetic order for $T < T_M$, where T_M is the critical temperature for the surface magnetization. In fact, as seen from Fig. 3 there exists a range of U where J_c at low T becomes smaller in the 110 orientation compared to the 100. This shows the importance of competing surface effects even though a complete understanding of the physics of GB junctions requires more detailed microscopic calculations.

We acknowledge the University of Florida High-Performance Computing Center for providing computational resources to the research reported in this paper.

-
- [1] A. I. Buzdin, Rev. Mod. Phys. **77**, 935 (2005).
 - [2] V. V. Ryazanov *et al.*, Phys. Rev. Lett. **86**, 2427 (2001).
 - [3] T. Kontos *et al.*, Phys. Rev. Lett. **89**, 137007 (2002).
 - [4] L. N. Bulaevskii, V. V. Kuzii, and A. A. Sobyanin, JETP Lett. **25**, 290 (1977).
 - [5] E. Terzioglu and M. R. Beasley, IEEE Trans. Appl. Supercond. **8**, 48 (1998).
 - [6] I. Zutic *et al.*, Rev. Mod. Phys. **76**, 323 (2004).
 - [7] I. V. Bobkova, P. J. Hirschfeld, and Yu. S. Barash, Phys. Rev. Lett. **94**, 037005 (2005).
 - [8] B. M. Andersen *et al.*, Phys. Rev. B **72**, 184510 (2005).
 - [9] B. M. Andersen *et al.*, Phys. Rev. Lett. **96**, 117005 (2006).
 - [10] Yu. S. Barash, H. Burkhardt, and D. Rainer, Phys. Rev. Lett. **77**, 4070 (1996); Y. Tanaka and S. Kashiwaya, Phys. Rev. B **53**, R11957 (1996).
 - [11] E. Il'ichev *et al.*, Phys. Rev. Lett. **86**, 5369 (2001).
 - [12] G. Testa *et al.*, Appl. Phys. Lett. **85**, 1202 (2004).
 - [13] G. Testa *et al.*, Phys. Rev. B **71**, 134520 (2005).
 - [14] Yu. S. Barash, I. V. Bobkova, and T. Kopp, Phys. Rev. B **66**, 140503(R) (2002).
 - [15] Yu. S. Barash and I. V. Bobkova, Phys. Rev. B **65**, 144502 (2002).
 - [16] M. Fogelström, Phys. Rev. B **62**, 11812 (2000).
 - [17] R. A. Riedel and P. F. Bagwell, Phys. Rev. B **57**, 6084 (1998).
 - [18] I. Bozovic *et al.*, Nature **422**, 873 (2003).
 - [19] S. Oh *et al.*, Appl. Phys. Lett. **87**, 231911 (2005).
 - [20] H. Hilgenkamp and J. Mannhart, Rev. Mod. Phys. **74**,

- 485 (2002).
- [21] C. Honerkamp, K. Wakabayashi, and M. Sigrist, Euro-phys. Lett. **50**, 368 (2000).