

# Standing and travelling waves in cylindrical Rayleigh–Bénard convection

By Katarzyna Borońska<sup>†</sup> and Laurette S. Tuckerman<sup>‡</sup>

Laboratoire d’Informatique pour la Mécanique et les Sciences de l’Ingénieur (LIMSI–CNRS)  
B.P. 133, 91403 Orsay, France

(Received 3 November 2018)

The Boussinesq equations for Rayleigh–Bénard convection are simulated for a cylindrical container with an aspect ratio near 1.5. The transition from an axisymmetric stationary flow to time-dependent flows is studied using nonlinear simulations, linear stability analysis and bifurcation theory. At a Rayleigh number near 25 000, the axisymmetric flow becomes unstable to standing or travelling azimuthal waves. The standing waves are slightly unstable to travelling waves. This scenario is identified as a Hopf bifurcation in a system with  $O(2)$  symmetry.

---

## 1. Introduction

Rayleigh–Bénard instability in a fluid layer heated from below in the presence of gravity is the classic prototype of pattern formation. A new chapter in its investigation began with the increase of computer performance that made feasible three-dimensional, nonlinear, high-resolution simulations of the Boussinesq equations governing this system.

We are interested in a fluid layer confined in a vertical cylinder whose upper and lower bounding surfaces are maintained at a temperature difference measured by the Rayleigh number. The conductive solution for this system is a motionless state with a uniform vertical temperature gradient. This solution is stable up to a critical Rayleigh number  $Ra_c$ , whose value depends on the aspect ratio  $\Gamma \equiv \text{radius/height}$ . Above  $Ra_c$ , convective motions appear and form various roll structures.

A summary covering the developments since the mid 1980s for convective systems with large aspect ratio ( $\Gamma \gg 1$ ) can be found in Bodenschatz, Pesch & Ahlers (2000). In such domains a rich variety of patterns was reported: “Pan Am” patterns (arches with several centres of curvature, see Ahlers, Cannell & Steinberg 1985), straight parallel rolls (Croquette 1989; Croquette, Le Gal & Pocheau 1986), concentric rolls (targets, see Koschmieder & Pallas 1974; Croquette, Mory & Schosseler 1983), one- and several- armed rotating spirals (Plapp, Egolf, Bodenschatz & Pesch 1998), targets with dislocated centre (Croquette 1989), hexagonal cells (Ciliberto, Pampaloni & Pérez-García 1988) and spiral-defect chaos (Morris, Bodenschatz, Cannell & Ahlers 1993). A large overview on convective phenomena observed experimentally before this time can also be found in Koschmieder (1993).

We focus here on cylinders with moderate aspect ratio  $\Gamma \sim 1$ . The flow structure then depends strongly on system geometry. For this regime, the stability of the conductive state was well established in the 1970s–1980s by Charlson & Sani (1970), Stork & Müller (1975) and Buell & Catton (1983). Critical Rayleigh numbers  $Ra_c$  are about 2000 for  $\Gamma \geq 1$ , increasing steeply for lower  $\Gamma$  and decreasing asymptotically towards  $Ra_c = 1708$  for  $\Gamma \rightarrow \infty$ . Charlson & Sani (1970)

<sup>†</sup> email: kasia@limsi.fr – Web page: <http://www.limsi.fr/Individu/kasia/en>

<sup>‡</sup> email: laurette@limsi.fr – Web page: <http://www.limsi.fr/Individu/laurette>

estimated by a numerical variational technique the onset of axisymmetric convection in cylinders of aspect ratios between 0.5 and 8, with insulating and conducting sidewalls. They found the critical Rayleigh numbers ( $Ra_c = 2545$  for  $\Gamma = 1$ , decreasing for higher  $\Gamma$ ) and the corresponding number of rolls. They then generalised this analysis (Charlson & Sani 1971), including non-axisymmetric modes and predicting  $Ra_c$  and corresponding critical azimuthal wavenumbers. Stork & Müller (1975) observed experimentally convective patterns in annuli and cylinders of aspect ratio  $0.7 \leq \Gamma \leq 3.2$ , varying the sidewall insulation. Their critical Rayleigh numbers were in good agreement with those predicted by Charlson and Sani. Rosenblat (1982) investigated convective instabilities numerically for free-slip boundary conditions, using a severely truncated expansion in a small number of eigenmodes. He described non-axisymmetric motions existing just above onset for aspect ratios between 0.5 and 2.0. Finally, Buell & Catton (1983) described how the onset of convection is influenced by the ratio of the fluid conductivity to that of the wall, by performing linear analysis for the aspect ratio range  $0 < \Gamma \leq 4$ . They determined the critical Rayleigh number and azimuthal wavenumber as a function of both aspect ratio and sidewall conductivity, thus completing the results of the previous investigations, which considered either perfectly insulating or perfectly conducting walls. These results were confirmed by Marqués, Net, Massaguer & Mercader (1993). The flow succeeding the conductive state is three-dimensional over large ranges of aspect ratios, contrary to the expectations of Koschmieder (1993).

The stability of the first convective state, depending on both aspect ratio and Prandtl number, has been investigated mainly for situations in which the primary flow is axisymmetric. Charlson & Sani (1975) attempted to predict numerically the stability of the primary axisymmetric flow, but the resolution available at that time was inadequate to the task. Müller, Neumann & Weber (1984) investigated convective flows experimentally and theoretically. They observed axisymmetric flows for  $\Gamma = 1$  and non-axisymmetric flows for  $0.1 \leq \Gamma \leq 0.5$ . Hardin & Sani (1993) calculated weakly nonlinear solutions to the Boussinesq equations for several moderate and small aspect ratios. They found a bifurcation from the axisymmetric state towards a mode with azimuthal wavenumber  $m = 2$  for  $\Gamma = 1$ ,  $Pr = 6.7$  and  $Ra_{c2} = 2430$ .

The most complete numerical study of secondary convective instabilities for moderate aspect ratio cylinders was performed by Wanschura, Kuhlmann & Rath (1996). For cylinders with insulating sidewalls and  $0.9 < \Gamma < 1.57$ , the primary bifurcation to convection occurs at  $Ra_c \approx 2000$  and leads to an axisymmetric flow whose stability was investigated for Prandtl numbers 0.02 and 1. Wanschura et al. predicted the succeeding flows to be steady, except over a narrow aspect ratio range  $1.45 \leq \Gamma \leq 1.57$  at  $Pr = 1$ , where they found oscillatory instabilities at  $Ra_{c2} \approx 25000$  towards flows with azimuthal wavenumbers  $m = 3$  and  $m = 4$ . The primary aim of this paper is to provide a more detailed description of these bifurcations.

Touihri, Ben Hadid & Henry (1999) numerically investigated the stability of the conductive state for aspect ratios  $\Gamma = 0.5$  and  $\Gamma = 1$ . They described the main critical modes and established a diagram of primary bifurcations, including unstable branches. They also found a secondary bifurcation point  $Ra_{c2}$ , at which the axisymmetric flow becomes unstable towards a two-roll flow and calculated  $Ra_{c2}$  for  $\Gamma = 1$  and  $0 < Pr < 1$ .

An interesting experimental study was carried out by Hof, Lucas & Mullin (1999). Varying the Rayleigh number through different sequences of values, for fixed parameters  $\Gamma = 2.0$  and  $Pr = 6.7$ , they obtained several different stable patterns for the same final Rayleigh number. They also reported a transition from an axisymmetric steady state towards azimuthal waves. Our numerical simulations of this phenomenon are the subject of a separate investigation.

More recently convective patterns were numerically investigated by Rüdiger & Feudel (2000) and by Leong (2002). Rüdiger and Feudel found stability ranges for multi-roll patterns, targets and spirals for  $\Gamma = 4$ ,  $Pr = 1$ . Leong observed several steady convective patterns for aspect ratios 2 and 4 and Prandtl number  $Pr = 7$ , all of which were stable in the range  $6250 \leq Ra \leq 37500$ , and calculated the heat transfer for each pattern.

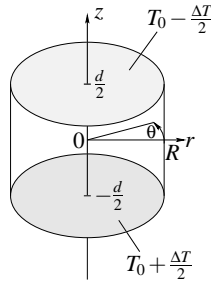


FIGURE 1. Geometry and coordinate system.

Convective systems often display oscillatory behavior. In binary fluid or rotating convection, the primary bifurcation is usually to periodic states, while in Rayleigh–Bénard convection, periodic behavior occurs as a secondary bifurcation. The oscillatory and skew-varicose instabilities of long straight parallel rolls calculated in, e.g. Clever & Busse (1974) and Busse & Clever (1979), are manifested as travelling waves along rolls and as periodic defect nucleation (Croquette 1989; Croquette *et al.* 1986; Rüdiger & Feudel 2000); rotating spirals were observed by the same investigators; and radially propagating patterns of concentric rolls were observed by Tuckerman & Barkley (1988). However, none of these manifestations of oscillatory behavior resemble the azimuthal waves we describe in this study.

Competition between standing and rotating azimuthal waves has been extensively studied in thermocapillary convection, driven by surface-tension gradients. For example, competition between rotating and standing waves is observed on the upper free surface of an open cylindrical container by Sim & Zebib (2002) and in the midplane of a cylindrical liquid bridge with free outer surface by Leyboldt, Kuhlmann & Rath (2000), both of aspect ratio 1. These azimuthal waves are very similar to those we describe in this study; however, such flows are uncommon in the Rayleigh–Bénard (buoyancy-driven) convection literature.

We wished to study in detail the time-periodic non-axisymmetric states in cylindrical Rayleigh–Bénard convection resulting from the bifurcation found by Wanschura *et al.* (1996). Hence we have simulated numerically the loss of stability of the first convective axisymmetric solution undergoing an oscillatory bifurcation for  $1.45 \leq \Gamma \leq 1.57$  and  $Pr = 1$ . In this paper we describe the results of nonlinear simulations and linear stability analysis, which identify the scenario in terms of bifurcation theory in systems with symmetries.

In addition to obtaining results particular to cylindrical Rayleigh–Bénard convection with these parameter combinations, our purpose is to demonstrate how numerical and theoretical techniques can be combined in order to obtain a complete bifurcation-theoretic understanding of the oscillatory states produced by this secondary bifurcation. Such an approach can be applied to analyse transitions in a wide variety of other physical systems, ranging from flows driven by differentially rotating boundaries (Nore, Tuckerman, Daube & Xin 2003) to Bose–Einstein condensation (Huepe, Tuckerman, Métens & Brachet 2003).

## 2. Method

### 2.1. Governing equations

We consider a fluid confined in a cylinder of depth  $d$  and radius  $R$  (figure 1). The aspect ratio is defined as  $\Gamma \equiv R/d$ . The fluid has kinematic viscosity  $\nu$ , density  $\rho$ , thermal diffusivity  $\kappa$  and thermal expansion coefficient (at constant pressure)  $\gamma$ . The top and bottom temperatures of the cylinder are kept constant, at  $T_0 - \Delta T/2$  and  $T_0 + \Delta T/2$ , respectively, leading to the linear conductive temperature profile  $T(z) = T_0 - z\Delta T/d$ . The lateral walls are insulating. The Rayleigh

number  $Ra$  and the Prandtl number  $Pr$  are defined by

$$Ra \equiv \frac{\Delta T g \gamma d^3}{\kappa \nu}, \quad (2.1a)$$

$$Pr \equiv \frac{\nu}{\kappa}. \quad (2.1b)$$

Using the units  $d^2/\kappa$ ,  $d$ ,  $\kappa/d$  and  $\nu\kappa/\gamma g d^3$  for time, distance, velocity and temperature, we define  $\mathbf{u}$  and  $h$  to be the nondimensionalised velocity and deviation of the temperature from the basic vertical profile, respectively. We obtain the Boussinesq equations governing the system:

$$Pr^{-1} (\partial_t \mathbf{u} + (\mathbf{u} \cdot \nabla) \mathbf{u}) = -\nabla p + \Delta \mathbf{u} + h \mathbf{e}_z \quad (2.2a)$$

$$\partial_t h + (\mathbf{u} \cdot \nabla) h = Ra u_z + \Delta h \quad (2.2b)$$

$$\nabla \cdot \mathbf{u} = 0. \quad (2.2c)$$

The boundary conditions for velocity are no-slip and no-penetration

$$\mathbf{u} = 0 \quad \text{for } r = \Gamma \quad \text{or } z = \pm 1/2. \quad (2.3)$$

Since the horizontal plates are assumed to be perfectly conducting (Dirichlet condition for  $h$ ) and the vertical walls are insulating (Neumann condition), the boundary conditions for the temperature are

$$h = 0 \quad \text{for } z = \pm 1/2, \quad (2.4a)$$

$$\frac{\partial h}{\partial r} = 0 \quad \text{for } r = \Gamma. \quad (2.4b)$$

## 2.2. Symmetries

Symmetries play an important role in the possible transitions undergone by this system. The Boussinesq equations (2.2) with boundary conditions (2.3)–(2.4) have reflection symmetry in the vertical direction  $z$ , and rotational and reflection symmetry in the azimuthal direction  $\theta$ . The reflection symmetry in  $z$  is broken by the first bifurcation to a convective state. If the first convective state consists of axisymmetric convective rolls, then its remaining symmetries are reflection and rotation in  $\theta$ , which together comprise the symmetry group  $O(2)$ . Bifurcations in the presence of  $O(2)$  symmetry were studied and classified during the 1980s by a large number of researchers, e.g. Bajaj (1982); Golubitsky & Stewart (1985); Knobloch (1986); van Gils & Mallet-Paret (1986); Kuznetsov (1998); Couillet & Iooss (1990). We give a brief summary of their results.

First, the critical eigenvector may be axisymmetric. This case may be further subdivided according to whether the eigenvector is reflection-symmetric or antisymmetric in  $\theta$  and whether the eigenvalue is real or complex. A reflection-symmetric eigenvector can lead to a target pattern of radially propagating rolls, e.g. Tuckerman & Barkley (1988). The breaking of reflection symmetry is associated with azimuthal flow.

Secondly, the critical eigenvector may be non-axisymmetric. If the critical eigenvalue is real, then the resulting bifurcation is a circle pitchfork, leading to a “circle” of steady states parametrised by phase. Each steady state is reflection symmetric in  $\theta$  (about some value  $\theta_0$ ). If reflection symmetry is broken by a subsequent bifurcation, the scenario is that of a drift pitchfork, leading to slow motion (“drift”) along the circle. A complex eigenvalue corresponding to a non-axisymmetric eigenvector, like that found by Wanschura *et al.* (1996) for parameters  $1.45 \leq \Gamma \leq 1.57$ ,  $Pr = 1$ ,  $Ra > 23000$ , leads to a Hopf bifurcation which engenders three non-linear branches: standing waves, counterclockwise travelling waves, and clockwise travelling waves. The standing waves are reflection-symmetric in  $\theta$  (again about some value  $\theta_0$ ), while the

travelling waves break this symmetry. Our aim is to determine which of these types of waves is realised by our physical system.

### 2.3. Numerical integration

We integrated the equations by a classical pseudospectral method (Gottlieb & Orszag 1977), in which each scalar  $f$  of the fields  $\mathbf{u}$  and  $h$  is represented using Chebyshev polynomials in the radial and vertical direction and Fourier series in the azimuthal direction

$$f(r, z, \theta, t) = \sum_{j,k,m=0}^{N_r, N_z, N_\theta} \hat{f}_{jkm}(t) C_j(r/\Gamma) C_k(2z) e^{im\theta} + \text{c.c.}, \quad (2.5)$$

where the permitted combinations of  $(j, m)$  are restricted by the parity and regularity conditions described in Tuckerman (1989) for  $u_r$ ,  $u_\theta$ ,  $u_z$  and  $h$ . The nonlinear (advective) terms were calculated in physical space and integrated via the Adams–Bashforth formula, while the linear (diffusive) terms were calculated in spectral space and integrated via the Crank–Nicolson formula. An influence matrix method was used to impose incompressibility (Tuckerman 1989). A resolution of  $N_r + 1 = 36$ ,  $2(N_\theta + 1) = 80$ ,  $N_z + 1 = 18$  gridpoints or modes was found to be sufficient for nonlinear simulations. All computations were performed on the NEC SX-5 vector supercomputer, with time step  $2 \times 10^{-4}$  or  $4 \times 10^{-4}$ , depending on  $Ra$ , with CPU time per time step per grid point of  $10^{-6}$ .

### 2.4. Linear stability analysis

An important additional element in understanding the phenomena undergone by the system is linear stability analysis. The procedure, which we summarise below, is described in more detail in Mamun & Tuckerman (1995); Tuckerman & Barkley (2000) and references therein. We linearise the equations about a steady state  $(\mathbf{U}, H)$ :

$$Pr^{-1} (\partial_t \mathbf{u} + (\mathbf{U} \cdot \nabla) \mathbf{u} + (\mathbf{u} \cdot \nabla) \mathbf{U}) = -\nabla p + \Delta \mathbf{u} + h \mathbf{e}_z \quad (2.6a)$$

$$\partial_t h + (\mathbf{U} \cdot \nabla) h + (\mathbf{u} \cdot \nabla) H = Ra u_z + \Delta h \quad (2.6b)$$

$$\nabla \cdot \mathbf{u} = 0. \quad (2.6c)$$

Equations (2.6) with boundary conditions (2.3)–(2.4) are then integrated in time in the same way as the nonlinear equations (2.2). We abbreviate the linear evolution problem (2.6) by

$$\partial_t \begin{pmatrix} \mathbf{u} \\ h \end{pmatrix} = L \begin{pmatrix} \mathbf{u} \\ h \end{pmatrix}. \quad (2.7)$$

Temporal integration is equivalent to carrying out the power method on the approximate exponential operator, since

$$\begin{pmatrix} \mathbf{u} \\ h \end{pmatrix} (t + \Delta t) = e^{L\Delta t} \begin{pmatrix} \mathbf{u} \\ h \end{pmatrix} (t). \quad (2.8)$$

In order to extract the leading real or complex eigenvalues (those of largest real part) and corresponding eigenvectors, we postprocess the results of integrating (2.6) as follows. A small number of fields

$$\begin{pmatrix} \mathbf{u} \\ h \end{pmatrix} (0), \begin{pmatrix} \mathbf{u} \\ h \end{pmatrix} (T), \begin{pmatrix} \mathbf{u} \\ h \end{pmatrix} (2T), \dots, \begin{pmatrix} \mathbf{u} \\ h \end{pmatrix} ((K-1)T) \quad (2.9)$$

are calculated, by carrying out  $T/\Delta t$  linearised timesteps. The *Krylov space* corresponding to initial vector  $(\mathbf{u}, h)^T$  and matrix  $e^{LT}$  is the  $K$ -dimensional linear subspace consisting of all linear combinations of vectors in (2.9). These vectors are orthonormalised to one another to generate a set of vectors  $v_1, v_2, v_3, \dots, v_K$  which form a basis for the Krylov space. The action of the operator

on the Krylov space is represented by a small ( $K \times K$ ) matrix  $M$  whose elements are

$$M_{jk} \equiv \langle v_j, e^{LT} v_k \rangle. \quad (2.10)$$

The small matrix  $M$  can be directly diagonalised. Its eigenvalues  $\lambda$  approximate a small number of the eigenvalues of the large matrix  $e^{LT}$ : this is the essence of *Arnoldi's method*. The procedure of generating the Krylov space via repeated action of  $e^{LT}$  selects preferentially the  $K$  dominant values (those of largest magnitude) of  $e^{LT}$ , i.e. the  $K$  leading eigenvalues (those of largest real part) of  $L$ .

The eigenvectors of  $M$  prescribe coefficients of the vectors  $v_j$  which can be combined to form approximate eigenvectors  $\phi$  of  $e^{LT}$ . The accuracy of these approximate eigenpairs  $(\lambda, \phi)$  is measured by the residue  $\|e^{LT}\phi - \lambda\phi\|$  in the case of real eigenvalues or by the residues  $\|e^{LT}\phi^R - (\lambda^R\phi^R - \lambda^I\phi^I)\|$ ,  $\|e^{LT}\phi^I - (\lambda^R\phi^I + \lambda^I\phi^R)\|$  in the case of complex eigenvalues. If the desired eigenvalues have sufficiently small residues, they are accepted; otherwise we continue integration of (2.6), replacing (2.9) by

$$\begin{pmatrix} \mathbf{u} \\ h \end{pmatrix} (T), \begin{pmatrix} \mathbf{u} \\ h \end{pmatrix} (2T), \begin{pmatrix} \mathbf{u} \\ h \end{pmatrix} (3T), \dots, \begin{pmatrix} \mathbf{u} \\ h \end{pmatrix} (KT) \quad (2.11)$$

and so on, until the residue is below the acceptance criterion.

After integrating the axisymmetric version of the nonlinear equations (2.2) at a given Rayleigh number to create the nonlinear axisymmetric solution  $(\mathbf{U}, H)$ , we integrated the non-axisymmetric linearised equations (2.6) to evolve  $(\mathbf{u}, h)$  from an arbitrary initial condition. To integrate (2.6), we used a timestep of  $\Delta t = 10^{-4}$  and a spatial resolution of  $N_r = 47, N_z = 29$  for each azimuthal mode. To construct the Krylov space (2.9) and approximate eigenpairs, we used  $K = 10$  vectors, a time interval of  $T = 100\Delta t = 10^{-2}$ , and an acceptance criterion of  $10^{-5}$ .

### 2.5. Complex eigenvectors and their representations

The linear problem (2.6) for perturbations  $(\mathbf{u}, h)$  about an axisymmetric convective state  $(\mathbf{U}, H)$  can be divided into decoupled subproblems, each corresponding to a single azimuthal wavenumber  $m$ . The problem for wavenumber  $m$  can in turn be divided into two identical decoupled subproblems, corresponding to fields of the form

$$\hat{u}_r(r, z) \cos(m\theta), \quad \hat{u}_\theta(r, z) \sin(m\theta), \quad \hat{u}_z(r, z) \cos(m\theta), \quad \hat{h}(r, z) \cos(m\theta), \quad (2.12a)$$

and

$$\hat{u}_r(r, z) \sin(m\theta), \quad \hat{u}_\theta(r, z) \cos(m\theta), \quad \hat{u}_z(r, z) \sin(m\theta), \quad \hat{h}(r, z) \sin(m\theta). \quad (2.12b)$$

For simplicity, we will represent each of these types of vector fields by its temperature component  $\hat{h}(r, z)$  and leave the dependence on  $\theta$  and on  $t$  to be written explicitly. We may write the linear evolution problem (2.7) restricted to fields with trigonometric dependence on  $m\theta$  such as (2.12a)–(2.12b) as

$$\partial_t \hat{h} = \hat{L}_m \hat{h}. \quad (2.13)$$

A real eigenvalue breaking azimuthal symmetry in an  $O(2)$  symmetric situation is associated with a two-dimensional eigenspace, consisting of linear combinations of vectors of type (2.12a) and (2.12b). Since

$$\alpha \hat{h}(r, z) \cos(m\theta) + \beta \hat{h}(r, z) \sin(m\theta) = C \hat{h}(r, z) \cos(m(\theta - \theta_0)), \quad (2.14a)$$

where

$$C = \sqrt{\alpha^2 + \beta^2}, \quad m\theta_0 = \text{atan}(\beta/\alpha), \quad (2.14b)$$

all real eigenvectors have  $m$  nodal lines and reflection symmetry about some  $\theta_0$ . If we take

$C \propto \sqrt{Ra - Ra_{c2}}$  and add (2.14a) to the basic axisymmetric state, we obtain the “circle” of steady states resulting from a circle pitchfork mentioned in § 2.2.

A complex eigenvalue in the  $O(2)$  symmetric situation is associated with a four-dimensional eigenspace. Within each eigenvector class (2.12a) and (2.12b), the eigenspace is two-dimensional, spanned by two linearly independent eigenvectors  $\hat{h}^R$  and  $\hat{h}^I$ , which are transformed by  $\hat{L}_m$  as

$$\hat{L}_m \begin{pmatrix} \hat{h}^R \\ \hat{h}^I \end{pmatrix} = \begin{pmatrix} \mu & -\omega \\ \omega & \mu \end{pmatrix} \begin{pmatrix} \hat{h}^R \\ \hat{h}^I \end{pmatrix} \quad (2.15)$$

In (2.15),  $\hat{h}^R$  can be replaced by any linear combination of  $\hat{h}^R$  and  $\hat{h}^I$ , but once  $\hat{h}^R$  is selected, the choice of  $\hat{h}^I$  follows from (2.15). Although the components of equation (2.15) are the real and imaginary parts of the complex equation

$$\hat{L}_m(\hat{h}^R + i\hat{h}^I) = (\mu + i\omega)(\hat{h}^R + i\hat{h}^I), \quad (2.16)$$

the customary designation of  $\hat{h}^R$  and  $\hat{h}^I$  as the real and the imaginary part of the eigenvector is arbitrary, as reflected by the fact that an eigenvector can be multiplied by any complex number.

To form eigenvectors of the full cylindrical problem belonging to the four-dimensional eigenspace, each of  $\hat{h}^R$  and  $\hat{h}^I$  is multiplied by a trigonometric function. This yields as a basis for the four-dimensional eigenspace:

$$\hat{h}^R(r, z) \cos(m\theta), \quad (2.17a)$$

$$\hat{h}^I(r, z) \cos(m\theta), \quad (2.17b)$$

$$\hat{h}^R(r, z) \sin(m\theta), \quad (2.17c)$$

$$\hat{h}^I(r, z) \sin(m\theta). \quad (2.17d)$$

One choice for a complex eigenvector pair is (2.17a)-(2.17b), since

$$\hat{L}_m \begin{pmatrix} \hat{h}^R \cos(m\theta) \\ \hat{h}^I \cos(m\theta) \end{pmatrix} = \begin{pmatrix} \mu & -\omega \\ \omega & \mu \end{pmatrix} \begin{pmatrix} \hat{h}^R \cos(m\theta) \\ \hat{h}^I \cos(m\theta) \end{pmatrix} \quad (2.18)$$

More generally, the trigonometric dependence can be taken as in (2.14a), with the same trigonometric dependence for each of  $\hat{h}^R$  and  $\hat{h}^I$ , to form a complex conjugate eigenvector pair each of whose members has  $m$  nodal lines and  $m$  axes of reflection symmetry, including  $\theta = \theta_0$ . The evolution in time under (2.13) for a field with an initial condition of this form is

$$h(r, \theta, z, t) = \alpha e^{\mu t} [\hat{h}^R(r, z) \cos(\omega t) - \hat{h}^I(r, z) \sin(\omega t)] \cos(m(\theta - \theta_0)). \quad (2.19)$$

The subspace of fields with azimuthal dependence  $\cos(m(\theta - \theta_0))$  is invariant under linearised time evolution. (There also exists an invariant subspace under the nonlinear time evolution, which includes harmonics  $\cos(km(\theta - \theta_0))$ , with the same  $m$  axes of reflection symmetry.) If we take  $\mu = 0$  and  $\alpha \propto \sqrt{Ra - Ra_{c2}}$  in (2.19), and add this to the basic axisymmetric solution, then we obtain to first order the standing wave solution mentioned in § 2.2.

Any combination of (2.17a)-(2.17d) is also a member of a complex eigenvector pair. The calculation

$$\begin{aligned} & \hat{L}_m \begin{pmatrix} \alpha \hat{h}^R(r, z) \cos(m\theta) + \beta \hat{h}^I(r, z) \sin(m\theta) \\ \alpha \hat{h}^I(r, z) \cos(m\theta) - \beta \hat{h}^R(r, z) \sin(m\theta) \end{pmatrix} \\ &= \begin{pmatrix} \mu & -\omega \\ \omega & \mu \end{pmatrix} \begin{pmatrix} \alpha \hat{h}^R(r, z) \cos(m\theta) + \beta \hat{h}^I(r, z) \sin(m\theta) \\ \alpha \hat{h}^I(r, z) \cos(m\theta) - \beta \hat{h}^R(r, z) \sin(m\theta) \end{pmatrix}, \end{aligned} \quad (2.20)$$

when compared with (2.15), shows that the two components of the vector in (2.20) form a complex conjugate pair of eigenvectors for the full cylindrical problem, as in (2.15). Because  $\hat{h}^R(r, z)$  and  $\hat{h}^I(r, z)$  have different functional forms in  $(r, z)$ , these vectors, unlike those of (2.14a), cannot

be combined into a single trigonometric function. Neither of the two components of (2.20) has nodal lines or reflection symmetry about any axis if both  $\alpha$  and  $\beta$  are non-zero. The evolution in time under (2.13) for a field whose initial condition is the first component of (2.20) is

$$h(r, \theta, z, t) = e^{\mu t} [\hat{h}^R(r, z)(\alpha \cos(m\theta) \cos(\omega t) - \beta \sin(m\theta) \sin(\omega t)) + \hat{h}^I(r, z)(\alpha \cos(m\theta) \sin(\omega t) + \beta \sin(m\theta) \cos(\omega t))]. \quad (2.21)$$

If  $\beta = \pm\alpha$ , then (2.21) becomes

$$h(r, \theta, z, t) = e^{\mu t} \alpha [\hat{h}^R(r, z) \cos(m\theta \pm \omega t) + \hat{h}^I(r, z) \sin(m\theta \pm \omega t)], \quad (2.22)$$

where  $t$  or  $\theta$  may be replaced by  $(t - t_0)$  or  $(\theta - \theta_0)$ . If we take  $\mu = 0$  and  $\alpha \propto \sqrt{Ra - Ra_{c2}}$  in (2.22) and add the basic axisymmetric solution, then we obtain, to first order, the expression for clockwise ( $m\theta + \omega t$ ) or counterclockwise ( $m\theta - \omega t$ ) travelling waves mentioned in § 2.2.

### 2.6. Amplitude equations and normal form

The linearised evolution treated in the previous section permits any combinations of (2.17a)–(2.17d). The mathematical analysis of Hopf bifurcation in the presence of  $O(2)$  symmetry carried out by e.g. Bajaj (1982); Golubitsky & Stewart (1985); Knobloch (1986); van Gils & Mallet-Paret (1986); Kuznetsov (1998) describes the effect of including generic nonlinear terms compatible with the symmetries. Following the formulation of these authors, we decompose the field into a sum of clockwise and counterclockwise travelling waves with complex amplitudes  $\zeta_- = \rho_- e^{i\phi_-}$  and  $\zeta_+ = \rho_+ e^{i\phi_+}$ , respectively. The four variables  $\rho_{\pm}, \phi_{\pm}$  form another description of the four-dimensional space described in the previous section. The nonlinear evolution of  $\zeta_{\pm}$  near the bifurcation can be described by the following amplitude equations or *normal form*:

$$\dot{\zeta}_+ = (\mu + i\omega + a|\zeta_-|^2 + b(|\zeta_+|^2 + |\zeta_-|^2)) \zeta_+, \quad (2.23a)$$

$$\dot{\zeta}_- = (\mu + i\omega + a|\zeta_+|^2 + b(|\zeta_+|^2 + |\zeta_-|^2)) \zeta_-. \quad (2.23b)$$

We use the normal form to interpret the results of our full numerical simulations.

Separating (2.23) into equations for real amplitudes  $\rho_{\pm}$  and phases  $\phi_{\pm}$  leads to

$$\dot{\rho}_+ = (\mu + a_r \rho_-^2 + b_r(\rho_+^2 + \rho_-^2)) \rho_+, \quad (2.24a)$$

$$\dot{\rho}_- = (\mu + a_r \rho_+^2 + b_r(\rho_+^2 + \rho_-^2)) \rho_-, \quad (2.24b)$$

$$\dot{\phi}_+ = \omega + a_i \rho_-^2 + b_i(\rho_+^2 + \rho_-^2), \quad (2.24c)$$

$$\dot{\phi}_- = -\omega - a_i \rho_+^2 - b_i(\rho_+^2 + \rho_-^2). \quad (2.24d)$$

Periodic solutions to (2.24) must be either standing or travelling waves. Solutions to (2.24) and their properties are given in Table 1. This table shows that both standing and travelling wave solutions exist for  $\mu > 0$  if  $b_r$  and  $a_r + 2b_r$  are both negative. A positive growth rate from a solution indicates instability. Thus, the stability of the solutions depends on the sign of  $a_r$ : if  $a_r > 0$ , then standing waves are stable and travelling waves unstable, and vice versa for  $a_r < 0$ . Figure 2 shows phase portraits for the amplitudes  $(\rho_+, \rho_-)$ , for the cases in which all three branches co-exist and either the standing or the travelling waves are stable.

## 3. Results

### 3.1. Conductive state

Figure 3 shows the linear stability limits of the conductive state to perturbations with azimuthal wavenumbers  $m = 0, 1$ , and 2 (Borońska & Boroński 2001). These results, obtained with the linearised version of our code, agree very closely with those presented by Wanschura *et al.*



name	solution	growth rates	frequencies
Basic state	$\rho_+ = \rho_- = 0$	$\mu, \mu$	
Counterclockwise wave	$\rho_+ = \sqrt{\frac{-\mu}{b_r}}, \rho_- = 0$	$-2\mu, -\frac{a_r}{b_r}\mu$	$\omega - \frac{b_i}{b_r}\mu$
Clockwise wave	$\rho_- = \sqrt{\frac{-\mu}{b_r}}, \rho_+ = 0$	$-2\mu, -\frac{a_r}{b_r}\mu$	$-\left(\omega - \frac{b_i}{b_r}\mu\right)$
Standing wave	$\rho_+ = \rho_- = \sqrt{\frac{-\mu}{a_r+2b_r}}$	$-2\mu, \frac{2a_r}{a_r+2b_r}\mu$	$\pm\left(\omega - \frac{a_i+2b_i}{a_r+2b_r}\mu\right)$

TABLE 1. Solutions to (2.24) and their properties.

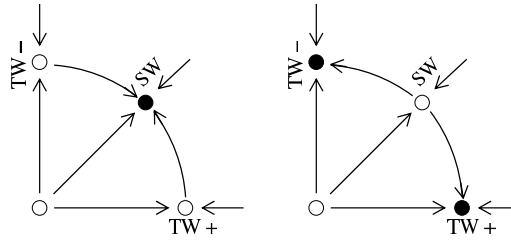


FIGURE 2. Phase diagram illustrating stability of standing waves (left) or travelling waves (right). The origin is the basic state and the axes represent amplitudes of counterclockwise and clockwise travelling waves  $\rho_+$  and  $\rho_-$ . Standing waves can be constructed as an equal superposition of the two.

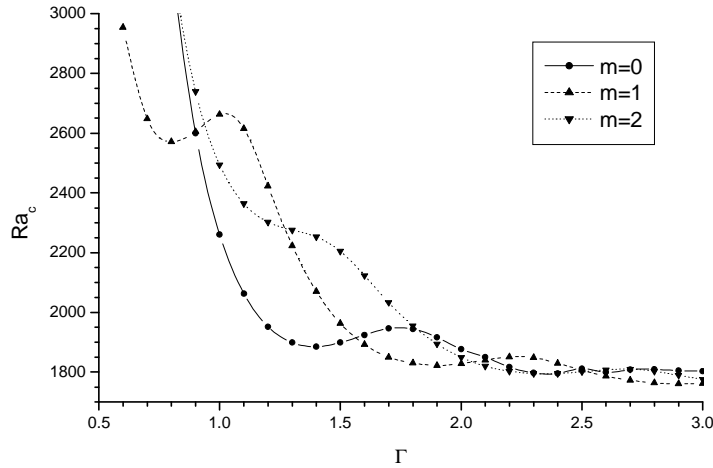


FIGURE 3. Linear stability of the conductive state

(1996). Note that in the range  $0.9 < \Gamma < 1.57$ , the primary instability is axisymmetric. Immediately below and above this range of aspect ratio, the first instability is to an eigenvector with azimuthal wavenumber  $m = 1$ . Instability of the conductive state is independent of  $Pr$ . However, the resulting nonlinear states and their stability depend on  $Pr$ ; in the remainder of the study we fix  $Pr = 1$ .

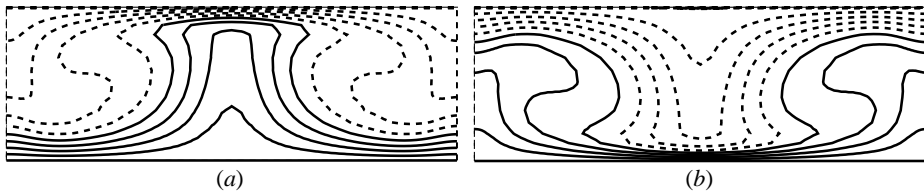


FIGURE 4. Temperature contours for axisymmetric solutions at  $\Gamma = 1.47$  and  $Ra = 1950$  with upward (left) and downward (right) flow at the centre. Solid (dashed) curves correspond to positive (negative) values, here and in subsequent visualisations.

### 3.2. Steady axisymmetric state

We reproduced the primary flow for  $\Gamma = 1.47$  and  $Ra = 1950$ , parameters for which, according to Wanschura *et al.* (1996) and figure 3, the conductive state is unstable only to axisymmetric perturbations. In a fully three-dimensional simulation, starting the evolution from an arbitrary non-axisymmetric perturbation about the conductive state, we obtained a flow consisting of one toroidal roll. While axisymmetric, this flow breaks the reflection symmetry in  $z$  and thus two such states exist, with either upflow or downflow at the centre; these are illustrated in figure 4. We used the state with downflow at the centre as the initial condition for higher Rayleigh numbers. According to the calculations of Wanschura *et al.* (1996), the axisymmetric state first bifurcates towards a flow with azimuthal wavenumber  $m = 3$  for  $1.45 \leq \Gamma < 1.53$  and with wavenumber  $m = 4$  for  $1.53 \leq \Gamma \leq 1.57$ . The critical Rayleigh numbers  $Ra_{c2}$  at which this loss of stability occurs are given in table 2.

### 3.3. Eigenvalues and eigenvectors

Using the methods described in § 2.4, we integrated the evolution equations (2.6) linearised about axisymmetric solutions for aspect ratios  $1.45 \leq \Gamma \leq 1.57$  and several different Rayleigh numbers. The leading eigenpairs calculated for  $Ra = 24000$ ,  $\Gamma = 1.57$  are given in Table 3. For these parameter values, the critical eigenvectors are (in order of decreasing growth rate): two conjugate pairs with azimuthal wavelengths  $m = 4$  and  $m = 3$ , a real eigenvector with  $m = 1$ , and another conjugate pair with  $m = 5$ .

Figure 5 represents the dependence of the leading eigenvalues on Rayleigh number for aspect ratios  $\Gamma = 1.47$  and  $\Gamma = 1.57$ , along with the azimuthal wavenumbers of the corresponding eigenvectors.  $Ra_{c2}$  was calculated by determining the zero crossing of  $\mu(Ra)$ , the growth rate of the leading eigenvalue (that of largest real part), by linear interpolation. (Critical Rayleigh numbers calculated by introducing perturbations into nonlinear simulations at various values of  $Ra$ , and fitting the initial evolution to an exponential to calculate growth or decay rates  $\mu(Ra)$  gave similar results.) We then calculated  $\omega_{c2} \equiv \omega(Ra_{c2})$ , also by linear interpolation. The values we obtained for two aspect ratios  $\Gamma = 1.47$  and  $\Gamma = 1.57$ , and the corresponding values published by Wanschura *et al.* (1996) are those given in Table 2. The critical wavenumbers are the same, and the errors in  $Ra_{c2}$  and in  $\omega_{c2}$  are less than 1%. In what follows, we will focus on the  $m = 3$  instability, since the  $m = 4$  transition is similar; the aspect ratio is  $\Gamma = 1.47$  unless otherwise specified.

We summarise here the differences between our numerical method and that of Wanschura *et al.* (1996). We linearised a timestepping code in order to, in effect, carry out the power method (supplemented by an Arnoldi decomposition) on the exponential  $\exp(L\Delta t)$  of the Jacobian. Wanschura *et al.* constructed the Jacobian matrix  $L$  and used inverse iteration to compute its eigenvalues. Our calculation was restricted to one of the two identical decoupled subproblems, corresponding to only one of the invariant subspaces of the form (2.12a) or (2.12b). As a result, the complex eigenfunctions we show in table 3 are all in the eigenspace corresponding to

$\Gamma$		present study	Wanschura <i>et al.</i>	error
1.47	$Ra_{c2}$	24 738	24 928	0.76%
	$\omega_{c2}$	42.33	42.54	0.48%
	$m_{c2}$	3	3	
1.57	$Ra_{c2}$	22 849	23 011	0.70%
	$\omega_{c2}$	45.26	45.47	0.45%
	$m_{c2}$	4	4	

TABLE 2. The parameters of the oscillatory bifurcations found by linear analysis: critical Rayleigh numbers  $Ra_{c2}$ , critical frequencies  $\omega_{c2}$  and azimuthal wavenumbers of critical eigenvectors for two aspect ratios.



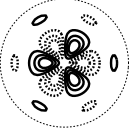

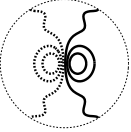
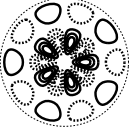

eigenvalue	eigenvector visualisation		wavenumber	error
	real part	$\pm$ imaginary part		
$0.86 \pm 46.3i$			4	$10^{-10}$
$0.24 \pm 41.6i$			3	$2 \times 10^{-10}$
-0.81		-	1	$6 \times 10^{-10}$
$-4.40 \pm 45.9i$			5	$9 \times 10^{-07}$

TABLE 3. For  $Ra = 24\,000$ ,  $\Gamma = 1.57$ : eigenvalues, visualisation of corresponding eigenvectors, azimuthal wavenumber and residual error. The visualised field is the temperature at the midplane; for complex conjugate eigenpairs the real and imaginary parts of the eigenvector are depicted.

standing waves, with three axes of reflection symmetry. Basis vectors for the remainder of the four-dimensional eigenspace can be found by rotating the eigenvectors of table 3, i.e. multiplying by  $\sin(m\theta)$  instead of  $\cos(m\theta)$ . Wanschura *et al.*, in contrast, used the travelling wave form as an initial condition or invariant subspace, as discussed below.

In figure 6, we show representative elements of the eigenspace associated with the  $m = 3$  complex eigenvector at  $Ra = 25\,000$ . Figures 6 (a, b) show  $\hat{h}^R(r, z) \cos(m\theta)$  and  $\hat{h}^I(r, z) \cos(m\theta)$ ,

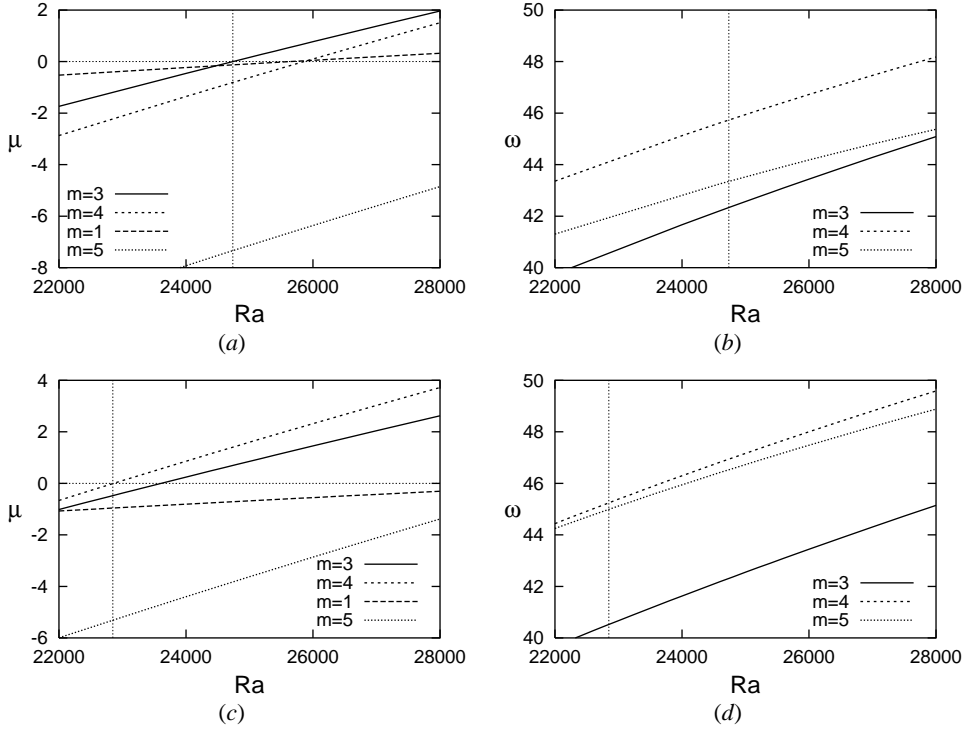


FIGURE 5. Leading eigenvalues as a function of Rayleigh number for aspect ratio  $\Gamma = 1.47$ : (a) real part, (b) imaginary part and for aspect ratio  $\Gamma = 1.57$ : (c) real part, (d) imaginary part. Vertical thin dashed line marks  $Ra_{c,2} = 24738$  for  $\Gamma = 1.47$  and  $Ra_{c,2} = 22849$  for  $\Gamma = 1.57$ .

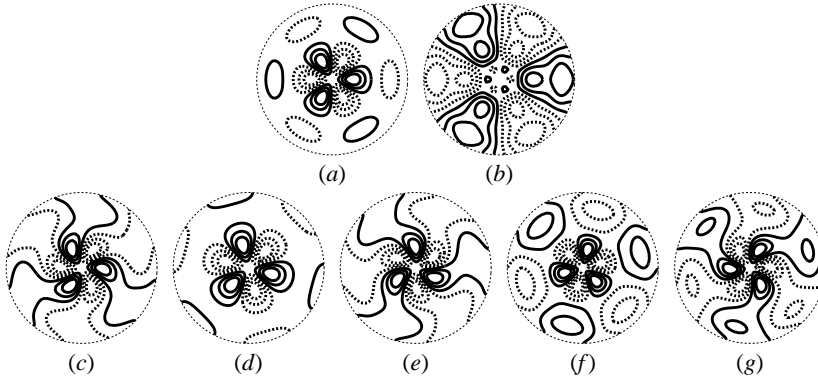


FIGURE 6. Eigenvectors for  $\Gamma = 1.47$ ,  $Ra = 25000$  (temperature field contours at  $z = 0$ ): (a) real part of the critical eigenvector; (b) imaginary part of the critical eigenvector; (c–g) superposition of the two fields via  $\hat{h}^R(r, z) \cos(m(\theta - \theta_0)) + \hat{h}^I(r, z) \sin(m(\theta + \theta_0))$ , with  $m\theta_0$  of (c) 0, (d)  $\pi/4$ , (e)  $\pi/2$ , (f)  $3\pi/4$ , (g)  $0.92\pi$ .

while figures 6 (c–g) are generated via

$$C(\hat{h}^R(r, z) \cos(m(\theta - \theta_0)) + \hat{h}^I(r, z) \sin(m(\theta + \theta_0))), \quad (3.1)$$

a form equivalent to (2.21) after translation of  $\theta$  and of  $t$ . Clockwise travelling waves ensue for  $m\theta_0 = \pi/2$  (c), counterclockwise travelling waves for  $m\theta_0 = 0$  (e), and standing waves at different temporal phases for  $m\theta_0 = \pm\pi/4$  (d,f). Thus, the angle  $m\theta_0$  is similar to that used in figure 2. An eigenvector which corresponds to neither travelling nor standing waves is shown in

figure 6(g). These are all depicted on the slice  $z = 0$ ; when we plot the field of figure 6(c) at  $z = 0.3$ , we recover the form shown by Wanschura *et al.* We emphasise, however, that the other fields depicted in figure 6 are all equally valid eigenvectors. In particular, a nonlinear analysis, such as the simulations presented below, is required to determine whether the resulting nonlinear flow near onset is a travelling or a standing wave.

### 3.4. *Weakly unstable standing waves*

Above the critical Rayleigh number  $Ra_{c2}$ , a slightly perturbed axisymmetric state evolved in our simulations towards a three-dimensional time-dependent state, presented in figures 7, 8 and 9. Figure 7 shows temperature contours on the midplane at six regularly spaced instants in time within one oscillation period. In contrast to the eigenvectors depicted previously, figure 7 displays full nonlinear temperature fields, which are dominated by a large axisymmetric component. There are six pulsing extrema, engendering oscillation between two triangular structures of opposite phases (figures 7a and 7d). At each instant, the flow is invariant under rotation in  $\theta$  by  $2\pi/3$ . In addition, this flow is also symmetric with respect to three different axes of reflection. Figure 8 shows contours of azimuthal velocity at the same times as figure 7. Figure 9 shows the temperature dependence on the angle  $\theta$  for fixed radius and height at different times. Six fixed nodes identify this state as a standing wave with azimuthal wavelength  $2\pi/3$ .

The standing wave state persists for such a long time that it might seem stable. However, a small reflection-symmetry breaking imperfection develops that eventually leads to the transition to travelling waves. Figure 10 shows the temperature dependence on the angle  $\theta$  for the same parameters as figure 9, but at a later time. The breaking of reflection symmetry can be observed when the amplitude of the standing wave is small. The standing waves can be stabilised by imposing reflection symmetry. When we did this, above a threshold  $Ra_{c3} \approx 27\,000$ , we discovered a new (unstable) standing-wave solution, displayed in figure 11 for  $Ra = 30\,000$ .

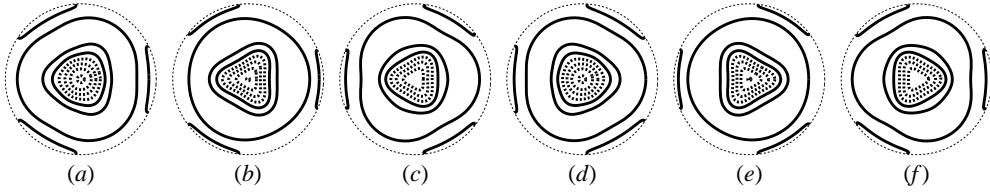
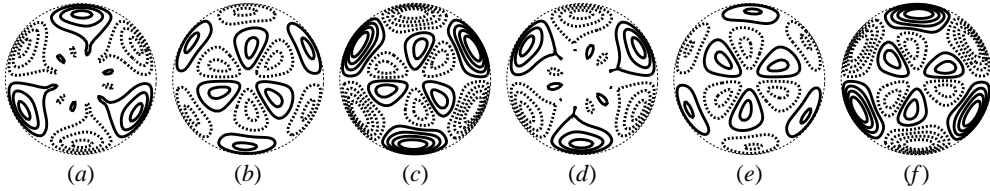
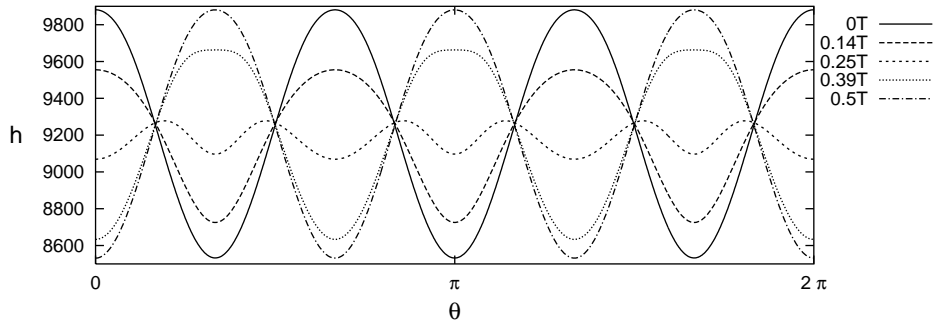
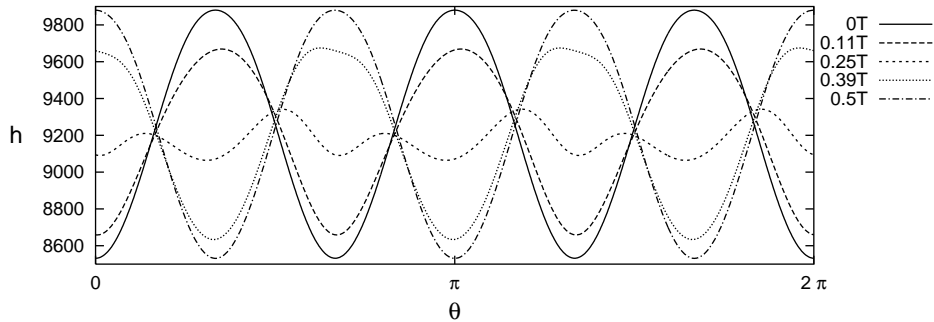
In order to study the transition from standing to travelling waves, we monitored the growth of antisymmetric components. When the standing wave is still dominant, the amplitude of the antisymmetric components behaves in time like  $(A \cos \omega t + B) \exp(\mu_{sw \rightarrow tw} t)$ , where  $\mu_{sw \rightarrow tw}$  is the growth rate from standing waves to travelling waves. The growth rate  $\mu_{sw \rightarrow tw}$ , shown on figure 12 as a function of  $Ra$ , is about two thirds of  $\mu_{0 \rightarrow 3}$ , the growth rate from the axisymmetric state to an  $m = 3$  flow (denoted in the previous sections by  $\mu$ ). The observed lifetime of the standing waves decreases as the Rayleigh number is increased, since the growth rate  $\mu_{sw \rightarrow tw}$  increases.

### 3.5. *Stable travelling waves*

After the pattern has evolved sufficiently from the standing wave state, the fixed antinodes abruptly begin to rotate about the cylinder axis. The six pulsing spots change into three rotating spots, as the standing waves become travelling waves with the same azimuthal wavelength. Figure 13, 14 and 15 depict temperature profiles and contours of the temperature and the azimuthal velocity of the travelling waves at different times. The travelling waves, like the standing waves, have three-fold rotational symmetry, but do not have reflection symmetry.

Travelling waves are the final state of the time evolution. The reason for which we obtained standing waves before travelling waves in our simulations is that our initial conditions were reflection symmetric and our numerical procedures introduce antisymmetric perturbations at a low rate. (This is also seen in the simulations of thermocapillary flow by Leypoldt *et al.* (2000).) When the Rayleigh number is decreased, travelling waves persist until  $Ra$  reaches  $Ra_{c2}$ .

We conducted simulations for several values of  $\Gamma$  in the range  $1.45 \leq \Gamma < 1.53$  and observed weakly unstable standing waves and stable travelling waves for all of them. We believe that the same scenario also occurs for  $1.53 \leq \Gamma \leq 1.57$ , but with azimuthal wavenumber  $m = 4$  instead of  $m = 3$ .

FIGURE 7. Standing waves at  $Ra = 26000$ : temperature contours on the midplane at  $t = 0, T/6, 2T/6, \dots$ FIGURE 8. Standing waves at  $Ra = 26000$ : contours of azimuthal velocity on the midplane at  $t = 0, T/6, 2T/6, \dots$ FIGURE 9. Standing waves at  $Ra = 26000$ : temperature versus  $\theta$  at  $(r, z) = (0.7, 0.3)$  at five successive times.FIGURE 10. Standing waves at  $Ra = 26000$  after a time integration sufficiently long to see the beginning of breaking of reflection symmetry. Temperature versus  $\theta$  at  $(r, z) = (0.7, 0.3)$  at five successive times.

### 3.6. Amplitudes and frequencies

We calculated the energy  $E$  of both types of waves by first defining a norm whose square is

$$\frac{1}{Ra} \left( \frac{\langle \mathbf{u}, \mathbf{u} \rangle}{Pr} + \langle h, h \rangle \right), \quad (3.2)$$

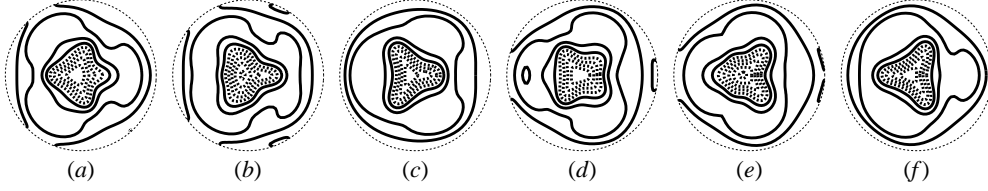


FIGURE 11. Oscillatory solution obtained at  $Ra = 30000$  by imposing reflection symmetry: temperature contours on the midplane at  $t = 0, T/6, 2T/6, \dots$

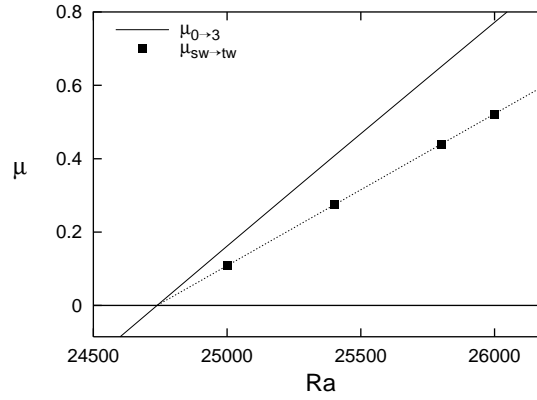


FIGURE 12. Growth rates as a function of Rayleigh number. Solid line: growth rate  $\mu_{0 \rightarrow 3}$  of  $m = 3$  eigenvector (either standing or travelling waves) from the axisymmetric solution (from linear evolution). Squares: growth rate  $\mu_{sw \rightarrow tw}$  of travelling waves from standing waves (from nonlinear simulation) with linear fit as dashed line.

where  $\langle \cdot \rangle$  denotes spatial integration; (3.2) is one of many possible choices for this system. We then simulated the nonlinear evolution equations and calculated  $(\mathbf{u}, h)$  as the difference between the three-dimensional and the axisymmetric solution. We define  $E$  to be the integral of (3.2) over one oscillation period.

The energies  $E_{sw}$ ,  $E_{tw}$  and frequencies  $\omega_{sw}$ ,  $\omega_{tw}$  as a function of  $Ra$  are shown in figure 16. The energies and frequencies for the two types of waves are quite close. The frequency  $\omega_{0 \rightarrow 3}$  obtained from linear stability analysis is also reproduced from figure 5 (b) for comparison. For both types of waves, the frequencies near the threshold are close to the Hopf frequency and the energy satisfies  $E \propto (Ra - Ra_{c2})$ . These are hallmarks of a supercritical Hopf bifurcation.

### 3.7. Normal form coefficients

Using the growth rates, amplitudes and frequencies of the standing and travelling waves that we have presented in sections 3.3 and 3.6, it is possible to calculate the coefficients of the normal form (2.24) for our particular case. The bifurcation parameter  $\mu = \mu_{0 \rightarrow 3}$  and frequency  $\omega = \omega_{0 \rightarrow 3}$  vary linearly with  $Ra - Ra_{c2}$ , while the other coefficients  $a_r$ ,  $b_r$ ,  $a_i$ ,  $b_i$  are constants.

From the data in figures 5 (a,b), we extract the fits

$$\mu_{0 \rightarrow 3} = 14.98 \frac{Ra - Ra_{c2}}{Ra_{c2}}, \quad (3.3a)$$

$$\omega_{0 \rightarrow 3} = 42.33 + 21.21 \frac{Ra - Ra_{c2}}{Ra_{c2}}. \quad (3.3b)$$

From the data in figure 16 we extract the fits

$$E_{tw} = A_{tw}^2 = \rho_+^2 = \frac{-\mu}{b_r} = 0.2037 \frac{Ra - Ra_{c2}}{Ra_{c2}}, \quad (3.4a)$$

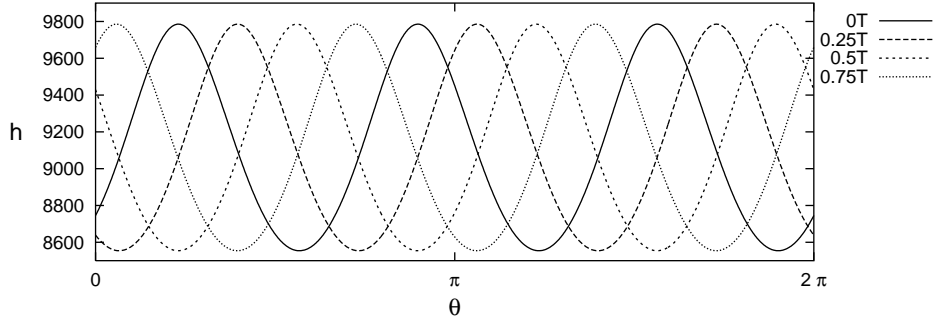


FIGURE 13. Travelling waves at  $Ra = 26000$ : temperature versus  $\theta$  angle, for  $(r, z) = (0.7, 0.3)$ , at four different instants during one oscillation period  $T$ .

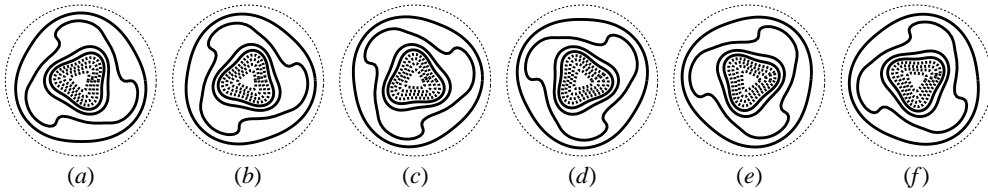


FIGURE 14. Counterclockwise travelling wave at  $Ra = 26000$ : temperature contours on the midplane at  $t = 0, T/6, 2T/6, \dots$

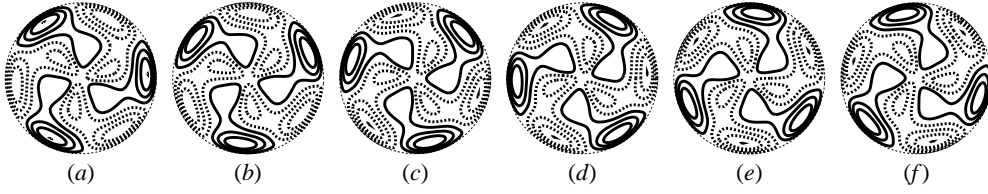


FIGURE 15. Counterclockwise travelling wave at  $Ra = 26000$ : contours of azimuthal velocity on the midplane at  $t = 0, T/6, 2T/6, \dots$

$$E_{sw} = A_{sw}^2 = \rho_+^2 + \rho_-^2 = 2 \frac{-\mu}{a_r + 2b_r} = 0.13 \frac{Ra - Ra_{c2}}{Ra_{c2}}, \quad (3.4b)$$

$$\omega_{tw} = \omega_{0 \rightarrow 3} - \frac{b_i}{b_r} \mu = 42.33 + 16.26 \frac{Ra - Ra_{c2}}{Ra_{c2}}, \quad (3.4c)$$

$$\omega_{sw} = \omega_{0 \rightarrow 3} - \frac{a_i + 2b_i}{a_r + 2b_r} \mu = 42.33 + 17.29 \frac{Ra - Ra_{c2}}{Ra_{c2}}. \quad (3.4d)$$

Equations (3.4) are used to determine the nonlinear coefficients as

$$b_r = -73.5, \quad (3.5a)$$

$$a_r = -83.6, \quad (3.5b)$$

$$b_i = -24.3, \quad (3.5c)$$

$$a_i = 11.7. \quad (3.5d)$$

An additional equation is provided by the data in figure 12 showing the growth rate  $\mu_{sw \rightarrow tw}$  from standing to travelling waves:

$$\mu_{sw \rightarrow tw} = \frac{2a_r}{a_r + 2b_r} \mu = 10.23 \frac{Ra - Ra_{c2}}{Ra_{c2}}. \quad (3.6)$$



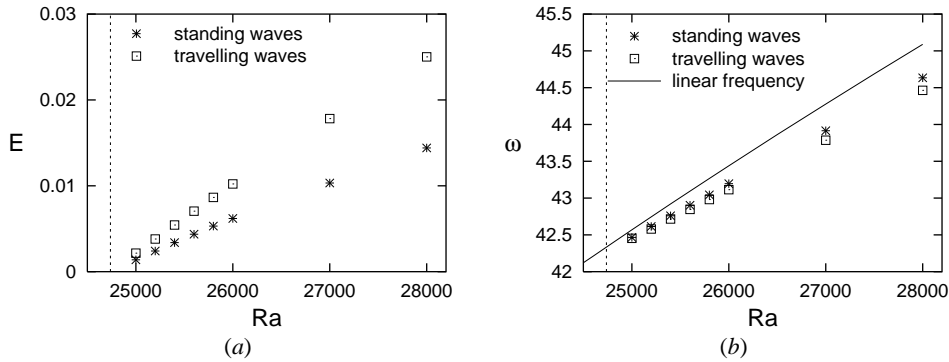


FIGURE 16. Dependence of energy and frequency on Rayleigh number for standing and travelling waves. Vertical dashed line indicates the critical Rayleigh number  $Ra_{c2}$  for onset of the waves.

and provides a second determination of  $a_r$

$$a_r = \frac{-\mu_{sw \rightarrow tw}}{A_{sw}^2} = -78.8. \quad (3.7)$$

which differs by 6% from (3.5b).

#### 4. Conclusion

We have used both nonlinear simulations and linear stability analysis to elucidate the behaviour of Rayleigh–Bénard convection in the parameter region of  $1.45 \leq \Gamma \leq 1.57$ ,  $Pr = 1$  first studied by Wanschura *et al.* (1996). In this regime, the primary axisymmetric convective state loses stability to an  $m = 3$  perturbation via a Hopf bifurcation whose critical eigenspace is four-dimensional. We calculated representative eigenvectors and explained how these relate to those computed by Wanschura *et al.* The bifurcation scenario guarantees that branches of standing waves and of travelling waves are created at the bifurcation, but that at most one of these branches is stable. Our nonlinear simulations showed a supercritical bifurcation leading to long-lived standing waves which were eventually succeeded by travelling waves, both as time progressed and as the Rayleigh number was increased. We explained this by showing that the rate of transition from standing waves to travelling waves, while positive, is nevertheless small. In the absence of long-time integration and of these analyses, it would be easy to conclude that the standing waves were stable. This underlines the importance of calculating growth rates, in addition to carrying out nonlinear simulations, and of using established bifurcation scenarios to interpret physical phenomena.

The numerical and theoretical techniques we have used can be generally applied to study transitions in hydrodynamic problems. Our main tool was direct numerical simulation of the governing Boussinesq equations using a pseudo-spectral semi-implicit timestepping code. We complemented this approach with several other techniques. To carry out stability analysis, we first linearised the code. This requires very little modification of the existing code, but yields results which are far more precise and robust than restricting integration to the time interval during which perturbations to the basic state are small. Integrating the linearised equations is, in effect, an implementation of the power method for finding the fastest growing eigenvalues and corresponding eigenvectors. Eigenvectors with different azimuthal wavenumbers can be found simultaneously, since the linearised evolution of each Fourier mode is independent of the others. For a single wavenumber, this use of the power method is rendered more accurate and more general by postprocessing the results of linearised time integration with the Arnoldi decomposi-

tion to extract several, possibly complex, eigenvectors. We also interpreted our results in light of known results concerning axisymmetry-breaking Hopf bifurcations in systems with  $O(2)$  symmetry. This framework allows us to generate the four-dimensional eigenspace by combining eigenvectors with different symmetries. Traditionally, eigenvectors corresponding to clockwise and counterclockwise travelling waves are combined to form standing waves; we used a complementary, but equivalent, approach of combining standing waves of different spatial phases to form travelling waves. Finally, we interpreted our results in terms of the four ordinary differential equations comprising the normal form for Hopf bifurcations in systems with  $O(2)$  symmetry. Using our nonlinear simulations of the governing Boussinesq equations, we were able to calculate the various coefficients in the normal form equations.

We have not sought to determine the limits of the range of this phenomenon, in aspect ratio and Prandtl number. As these ranges were given by Wanschura *et al.* only for  $Pr = 1$ , a future direction would be to determine the whole zone in the parameter space where the Hopf bifurcation occurs. It would be interesting also to examine more closely the pulsing pattern found by Hof *et al.* (1999) at  $Ra = 33\,000$ ,  $\Gamma = 2$ ,  $Pr = 6.7$ , in order to determine whether this state, evolving from axisymmetric flow, is the result of a bifurcation similar to that described in the present paper.

The computations were performed on the NEC SX5 of the IDRIS (Institut du Développement et des Ressources en Informatique Scientifique) supercomputer center of the CNRS (Centre National pour la Recherche Scientifique) under project 1119.

#### REFERENCES

- AHLERS, G., CANNELL, D. & STEINBERG, V. 1985 Time Dependence of Flow Patterns near the Convective Threshold in a Cylindrical Container. *Phys. Rev. Lett.* **54**, 1373–1376.
- BAJAJ, A. K. 1982 Bifurcating periodic solutions in rotationally symmetric systems. *SIAM J. Appl. Math.* **42**, 1078.
- BODENSCHATZ, E., PESCH, W. & AHLERS, G. 2000 Recent Developments in Rayleigh-Bénard convection. *Annu. Rev. Fluid Mech.* **32**, 709–778.
- BOROŃSKA, K. & BOROŃSKI, P. 2001 Unpublished results.
- BUELL, J. C. & CATTON, I. 1983 The effect of wall conduction on the stability of a fluid in a right circular cylinder heated from below. *Journal of Heat Transfer* **105**, 255.
- BUSSE, F. & CLEVER, R. 1979 Instabilities of convection rolls in a fluid of moderate Prandtl number. *J. Fluid Mech.* **91**, 319–335.
- CHARLSON, G. S. & SANI, R. L. 1970 Thermoconvective instability in a bounded cylindrical fluid layer. *Int. Journal. Heat Mass Transfer* **13**, 1479–96.
- CHARLSON, G. S. & SANI, R. L. 1971 On thermoconvective instability in a bounded cylindrical fluid layer. *Int. Journal. Heat Mass Transfer* **14**, 2157–60.
- CHARLSON, G. S. & SANI, R. L. 1975 Finite amplitude axisymmetric thermoconvective flows in a bounded cylindrical layer of fluid. *J. Fluid Mech.* **71**, 209.
- CILIBERTO, S., PAMPALONI, E. & PÉREZ-GARCÍA, C. 1988 Competition between Different Symmetries in Convective Patterns. *Phys. Rev. Lett.* **61**, 1198–1201.
- CLEVER, R. & BUSSE, F. 1974 Transition to time-dependent convection. *J. Fluid Mech.* **65**, 625–645.
- COULLET, P. & IOOSS, G. 1990 Instabilities of one-dimensional cellular patterns. *Phys. Rev. Lett.* **64**, 866.
- CROQUETTE, V. 1989 Convective pattern dynamics at low Prandtl number: Part II. *Cont. Phys.* **30**, 153–171.
- CROQUETTE, V., LE GAL, P. & POCHÉAU, A. 1986 Spatial features of the transition to chaos in an extended system. *Physica Scripta* **T13**, 135.
- CROQUETTE, V., MORY, M. & SCHOSSELER, F. 1983 Rayleigh-Bénard convective structures in a cylindrical container. *J. Phys.* **44**, 293–301.
- VAN GILS, S. A. & MALLET-PARET, J. 1986 Hopf bifurcation and symmetry: travelling and standing waves on the circle. *Proc. Roy. Soc. Edinburgh* **104A**, 279.

- GOLUBITSKY, M. & STEWART, I. 1985 Hopf bifurcation in the presence of symmetry. *Arch. Rat. Mech. Anal.* **87**, 107.
- GOTTLIEB, D. & ORSZAG, S. A. 1977 *Numerical Analysis of Spectral Methods: Theory and Applications*. Philadelphia: SIAM.
- HARDIN, G. R. & SANI, R. L. 1993 Buoyancy-driven instability in a vertical cylinder: Binary fluids with with Soret effect. Part 2: Weakly non-linear solutions. *Intl J. Numer. Meth. Fluids* **17**, 755.
- HOF, B., LUCAS, G. J. & MULLIN, T. 1999 Flow state multiplicity in convection. *Phys. Fluids* **11**, 2815–2817.
- HUEPE, C., TUCKERMAN, L. S., MÉTENS, S. & BRACHET, M. E. 2003 Stability and decay rates of non-isotropic attractive bose-einstein condensates. *Phys. Rev. A* **68**, 023609.
- KNOBLOCH, E. 1986 Oscillatory convection in binary mixtures. *Phys. Rev. A* **34**, 1538.
- KOSCHMIEDER, E. L. 1993 *Bénard cells and Taylor vortices*. Cambridge University Press.
- KOSCHMIEDER, E. L. & PALLAS, S. G. 1974 Heat transfer through a shallow, horizontal convecting fluid layer. *Int. Journal. Heat Mass Transfer* **17**, 991–1002.
- KUZNETSOV, Y. 1998 *Elements of Applied Bifurcation Theory*. Springer.
- LEONG, S. S. 2002 Numerical study of Rayleigh–Bénard convection in a cylinder. *Numerical Heat Transfer, Part A* **41**, 673–683.
- LEYPOLDT, J., KUHLMANN, H. & RATH, H. 2000 Three-dimensional numerical simulation of thermo-capillary flows in cylindrical liquid bridges. *J. Fluid Mech.* **414**, 285–314.
- MAMUN, C. K. & TUCKERMAN, L. S. 1995 Asymmetry and Hopf bifurcation in spherical Couette flow. *Phys. Fluids* **7**, 80–91.
- MARQUÉS, F., NET, M., MASSAGUER, J. M. & MERCADER, I. 1993 Thermal convection in vertical cylinders. A method based on potentials of velocity. *Comput. Method. Appl. M.* **110**, 157–169.
- MORRIS, S. W., BODENSCHATZ, CANNELL, D. S. & AHLERS, G. 1993 Spiral Defect Chaos in Large Aspect Ratio Rayleigh–Bénard Convection. *Phys. Rev. Lett.* **71**, 2026–2029.
- MÜLLER, G., NEUMANN, G. & WEBER, W. 1984 Natural convection in vertical Bridgeman configurations. *J. Cryst. Growth* **70**, 78–93.
- NORE, C., TUCKERMAN, L. S., DAUBE, O. & XIN, S. 2003 The 1:2 mode interaction in exactly counter-rotating von Kármán swirling flow. *J. Fluid Mech.* **477**, 51–88.
- PLAPP, B. B., EGOLF, D. A., BODENSCHATZ, E. & PESCH, W. 1998 Dynamics and Selection of Giant Spirals in Rayleigh–Bénard Convection. *Phys. Rev. Lett.* **81**, 5334–5337.
- ROSENBLAT, S. 1982 Thermal convection in a vertical circular cylinder. *J. Fluid Mech.* **122**, 395–410.
- RÜDIGER, S. & FEUDEL, F. 2000 Pattern formation in Rayleigh Bénard convection in a cylindrical container. *Phys. Rev. E* **62**, 4927–4931.
- SIM, B.-C. & ZEBIB, A. 2002 Effect of free surface heat loss and rotation on transition to oscillatory thermocapillary convection. *Phys. Fluids* **14**, 225–231.
- STORK, K. & MÜLLER, U. 1975 Convection in boxes: An experimental investigation in vertical cylinders and annuli. *J. Fluid Mech.* **71**, 231–240.
- TOUIHRI, R., BEN HADID, H. & HENRY, D. 1999 On the onset of convective instabilities in cylindrical cavities heated from below. I. Pure thermal case. *Phys. Fluids* **11**, 2078–2088.
- TUCKERMAN, L. S. 1989 Divergence-free velocity fields in nonperiodic geometries. *J. Comput. Phys.* **80**, 403–441.
- TUCKERMAN, L. S. & BARKLEY, D. 1988 Global bifurcation to travelling waves in axisymmetric convection. *Phys. Rev. Lett.* **61**, 408–411.
- TUCKERMAN, L. S. & BARKLEY, D. 2000 *Bifurcation analysis for time-steppers, in Numerical Methods for Bifurcation Problems and Large-Scale Dynamical Systems*. Springer, New York, ed. by E. Doedel and L. S. Tuckerman.
- WANSCHURA, M., KUHLMANN, H. C. & RATH, H. J. 1996 Three-dimensional instability of axisymmetric buoyant convection in cylinders heated from below. *J. Fluid Mech.* **326**, 399–415.