

Solving ill-conditioned linear algebraic systems by the dynamical systems method (DSM)

N. S. Hoang* and A. G. Ramm†
 Mathematics Department, Kansas State University,
 Manhattan, KS 66506, USA
 email: {nguyenhs, ramm}@math.ksu.edu

October 29, 2018

Abstract

An iterative scheme for the Dynamical Systems Method (DSM) is given such that one does not have to solve the Cauchy problem occurring in the application of the DSM for solving ill-conditioned linear algebraic systems. The novelty of the algorithm is that the algorithm does not have to find the regularization parameter a by solving a nonlinear equation. Numerical experiments show that DSM competes favorably with the Variational Regularization.

Keywords: ill-posed problems, ill-conditioned linear algebraic systems, dynamical systems method (DSM).

AMS subject classification: 65F10, 65F22.

1 Introduction

Consider a linear operator equation of the form

$$F(u) = Au - f = 0, \quad u \in H, \quad (1)$$

where H is a Hilbert space and A is a linear operator in H which is not necessarily bounded but closed and densely defined. To solve this equation we apply the Dynamical Systems Method (DSM) introduced in [6]:

$$u' = -u + (T + a(s))^{-1}A^*f, \quad u(0) = u_0, \quad (2)$$

where $T := A^*A$ and $a(t) > 0$ is a nonincreasing function such that $a(t) \rightarrow 0$ as $t \rightarrow \infty$. The unique solution to (2) is given by

$$u(t) = u_0e^{-t} + e^{-t} \int_0^t e^s (T + a(s))^{-1} A^* f ds. \quad (3)$$

The DSM consists of solving problem (2) with a chosen $a(t)$ and u_0 and finding a stopping time t_δ so that $u(t_\delta)$ approximates the solution y to problem (1) of minimal norm. Different choices of $a(t)$ generate different methods of solving equation (1). These methods have different accuracy and different computation time. Thus, in order to get an efficient implementation of the DSM, we need to study the choice of $a(t)$ and of the stopping time t_δ . Since the solution to (1) can be presented in the form of an integral, the question arises: how can one compute the integral efficiently? The integrand of the solution is used also in the Variational Regularization (VR) method. The choice of the stopping time t_δ will be done by a discrepancy-type principle for DSM. However, choosing $a(t)$ so that the method will be accurate and the computation time is small is not a trivial task.

This paper deals with the following questions:

1. How can one choose $a(t)$ so that the DSM is fast and accurate?
2. Does the DSM compete favorably with the VR in computation time?
3. Is the DSM comparable with the VR in accuracy?

2 Construction of method

2.1 An iterative scheme

Let us discuss a choice of $a(t)$ which allows one to solve problem (2) or to calculate the integral (3) without using any numerical method for solving initial-value problem for ordinary differential equations (ODE). In fact, using a monotonically decreasing $a(t)$ with one of the best numerical methods for nonstiff ODE, such as DOPRI45, is more expensive computationally than using a step function $\tilde{a}(t)$, approximating $a(t)$, but brings no improvement in the accuracy of the solution to our problems compared to the numerical solution of our problems given in Section 3.1.2.

Necessary conditions for the function $a(t)$ are: $a(s)$ is a nonincreasing function and $\lim_{s \rightarrow \infty} a(s) = 0$ (see [6]). Thus, our choice of $a(t)$ must satisfy these conditions. Consider a step function $\tilde{a}(t)$, approximating $a(t)$, defined as follows:

$$\tilde{a}(t) = a_n, \quad t_n \leq t < t_{n+1},$$

the number t_n are chosen later. For this $\tilde{a}(t)$, $u_n = u(t_n)$ can be computed

by the formula:

$$u_n = u_0 e^{-t_n} + e^{-t_n} \sum_{i=1}^n (e^{t_i} - e^{t_{i-1}}) (T + a_{i-1})^{-1} A^* f_\delta.$$

This leads to the following iterative formula:

$$u_{n+1} = e^{-h_n} u_n + (1 - e^{-h_n}) (T + a_n)^{-1} A^* f_\delta, \quad h_n = t_{n+1} - t_n. \quad (4)$$

Thus, u_n can be obtained iteratively if u_0 , $a(t)$ and t_n are known.

The questions are:

1. For a given $a(t)$, how can we choose t_n or h_n so that the DSM works efficiently?
2. With $a_n = a(t_n)$ where $a(t)$ is a continuous function, does the iterative scheme compete favorably with the DSM version in which $u(t)$ is solved by some numerical methods such as Runge-Kutta methods using $a(t)$?

In our experiments, $a_n = a(t_n)$ where $a(t) = \frac{a_0}{1+t}$ where $a_0 > 0$ is a constant which will be chosen later, as suggested in [6], with t_n chosen so that $t_{n+1} - t_n = h_n$, $h_n = q^n$, where $1 \leq q \leq 2$. For this choice, if $q > 1$ then the solution u_n at the n -th step depends mainly on $(T + a_n)^{-1} A^* f_\delta$ since e^{-h_n} is very small when n is large.

Note that a_n decays exponentially fast when $n \rightarrow \infty$ if $q > 1$. A question arises: how does one choose q so that the method is fast and accurate? This question will be discussed in Section 3.

ALGORITHM 1 demonstrates the use of the iterative formula (4) and a relaxed discrepancy principle described below for finding u given a_0 , A , f_δ and δ .

In order to improve the speed of the algorithm, we use a relaxed discrepancy principle: at each iteration one checks if

$$0.9\delta \leq \|Au_n - f_\delta\| \leq 1.001\delta. \quad (5)$$

As we shall see later, a_0 is chosen so that the condition (7) (see below) is satisfied. Thus, if $u_0 = T_{a_0}^{-1} A^* f_\delta$, where $T_a := T + a$, then $\delta < \|Au_0 - f_\delta\|$. Let t_n be the first time such that $\|Au_n - f_\delta\| \leq 1.001\delta$. If (6) is satisfied, then one stops calculations. If $\|Au_n - f_\delta\| < 0.9\delta$, then one takes a smaller step-size and recomputes u_n . If this happens, we do not increase h_n , that is, we do not multiply h_n by q in the following steps. One repeats this procedure until condition (6) is satisfied.

ALGORITHM 1: DSM(A, f_δ, δ)

```

 $q := 2;$ 
 $g_\delta := A^* f_\delta; \quad T := A^* A;$ 
 $itermax := 30; \quad u = (T + a_0)^{-1} g_\delta;$ 
 $i := 0; \quad t = 1; \quad h := 1; \quad halve := 0;$ 
while ( $1.001\delta < \|Au - f_\delta\|$ ) and ( $i < itermax$ ) do
   $i := i + 1; \quad t = t + h; \quad a = a_0/t;$ 
   $v := (T + aI)^{-1} g_\delta;$ 
   $\tilde{u} = e^{-h}u + (1 - e^{-h})v;$ 
  if  $0.9\delta < \|A\tilde{u} - f_\delta\|$  then
     $u := \tilde{u};$ 
    if  $halve = 0$  then  $h := hq;$  end;
  elseif
     $t := t - h; \quad h := h/2; \quad halve = 1;$ 
  endif
endwhile

```

In order to improve the speed of the algorithm, we use a relaxed discrepancy principle: at each iteration one checks if

$$0.9\delta \leq \|Au_n - f_\delta\| \leq 1.001\delta. \quad (6)$$

As we shall see later, a_0 is chosen so that the condition (7) (see below) is satisfied. Thus, if $u_0 = T_{a_0}^{-1}A^*f_\delta$, where $T_a := T + a$, then $\delta < \|Au_0 - f_\delta\|$. Let t_n be the first time such that $\|Au_n - f_\delta\| \leq 1.001\delta$. If (6) is satisfied, then one stops calculations. If $\|Au_n - f_\delta\| < 0.9\delta$, then one takes a smaller step-size and recomputes u_n . If this happens, we do not increase h_n , that is, we do not multiply h_n by q in the following steps. One repeats this procedure until condition (6) is satisfied.

2.2 On the choice of a_0

From numerical experiments with ill-conditioned linear algebraic systems (las) of the form $Au = f_\delta$, it follows that the regularization parameter a_M , obtained from the discrepancy principle $\|Au_{a_M} - f_\delta\| = \delta$, where $u_{a_M} = T_{a_M}^{-1}A^*f_\delta$, is often close to the optimal value a_{op} , i.e., the value minimizing the quantity:

$$\|u_{a_{op}} - y\| = \inf_a \|u_a - y\|, \quad u_a = T_a^{-1}Af_\delta.$$

The letter M in a_M stands for Morozov, who suggested to choose $c = 1$ in the discrepancy principle.

If a_0 is chosen smaller than a_{op} , the method may converge poorly. Since a_M is close to a_{op} , only those a for which $\|AT_a^{-1}A^*f_\delta - f_\delta\| = c\delta$ with c 'close' to 1 yield accurate approximations to the solution y . Also, if a_0 is chosen much greater than a_{op} , then the information obtained from the starting steps of the iterative process (4) is not valuable because when a_0 is far from a_{op} , the error $\|u_{a_0} - y\|$ is much bigger than $\|u_{a_{op}} - y\|$. If a_0 is much bigger than a_{op} , a lot of time will be spent until $a(t_n)$ becomes close to a_{op} . In order to increase the speed of computation, a_0 should be chosen so that it is close to a_{op} and greater than a_{op} . Since a_{op} is not known and is often close to a_M , we choose a_0 from the condition:

$$\delta < \|Au_{a_0} - f_\delta\| < 2\delta. \quad (7)$$

For this choice, a_0 is 'close' to and greater than a_M . Since there are many a_0 satisfying this condition, it is not difficult to find one of them.

In the implementation of the VR using discrepancy principle with Morozov's suggestion $c = 1$, if one wants to use the Newton method for finding the regularization parameter, one also has to choose the starting value a_0 so that the iteration process converges, because the Newton method, in general, converges only locally. If this value is close to and greater than a_M , it can also be used as the initial value of $a_0 = a(t)|_{t=0}$ for the DSM.

In our numerical experiments, with a guess $a_0 = \frac{1}{3} \max \lambda_i(A^*A)\delta_{rel}$ for $a(0)$, we find a_0 such that $\delta < \|Au_{a_0} - f_\delta\| < 2\delta$. Here, δ_{rel} stands for the relative error, i.e., $\delta_{rel} = \frac{\delta}{\|f\|}$. The factor $\frac{1}{3}$ is introduced here in order to reduce the cost for finding a_0 , because a_0 , which satisfies (7), is often less than $\max \lambda_i(A^*A)\delta_{rel}$. The idea for this choice is based on the fact that the spectrum of the matrix $\frac{1}{\max \lambda_i(A^*A)}A^*A$ is contained in $[0, 1]$.

Note that ones has

$$a_M \leq \frac{\delta \|A\|^2}{\|f_\delta\| - \delta}.$$

Indeed,

$$\|f_\delta\| - \delta = \|f_\delta\| - \|Au_{a_M} - f_\delta\| \leq \|Au_{a_M}\|.$$

Since $A^*Au_{a_M} + a_M u_{a_M} = A^*f_\delta$, one has $a_M Au_{a_M} = AA^*(f_\delta - Au_{a_M})$. Thus,

$$\|f_\delta\| - \delta \leq \|Au_{a_M}\| = \frac{1}{a_M} \|AA^*(f_\delta - Au_{a_M})\| \leq \frac{\|A\|^2}{a_M} \delta.$$

Similar estimate one can find in [5, p. 53], where $a_0 = \frac{\delta \|A\|^2}{\|f_\delta\| - \delta}$ is suggested as a starting value for Newton's method to determine a_M on the basis that it is an upper bound for a_M . Note that $\frac{\delta \|A\|^2}{\|f_\delta\| - \delta} \approx \delta_{rel} \|A\|^2 = \max \lambda_i(A^* A) \delta_{rel}$. However, in practice Newton's method does not necessarily converge with this starting value. If this happens, a smaller starting value $a_1 := \frac{a_0}{2}$ is used to restart the Newton's method.

In general, our initial choice for a_0 may not satisfy (7). Iterations for finding a_0 to satisfy (7) are done as follows:

1. If $\frac{\|Au_{a_0} - f_\delta\|}{\delta} = c > 3$, then one takes $a_1 := \frac{a_0}{2(c-1)}$ as the next guess and checks if the condition (7) is satisfied. If $2 < c \leq 3$ then one takes $a_1 := a_0/3$.
2. If $\frac{\|Au_{a_0} - f_\delta\|}{\delta} = c < 1$, then $a_1 := 3a_0$ is used as the next guess.
3. After a_0 is updated, one checks if (7) is satisfied. If (7) is not satisfied, one repeats steps 1 and 2 until one finds a_0 satisfying condition (7) (see ALGORITHM 2).

ALGORITHM 2: find- a_0

```

 $a_0 := \frac{1}{3} \|A\|^2 \delta_{rel};$ 
 $c := \|Au_{a_0} - f_\delta\| / \delta;$ 
while ( $2 < c$ ) or ( $c < 1$ ) do
  if  $3 < c$  then
     $a_0 := 0.5a_0 / (c - 1);$ 
  elseif ( $2 < c \leq 3$ ) then
     $a_0 := a_0 / 3;$ 
  else
     $a_0 := 3a_0;$ 
  end
   $u_{a_0} := (A^* A + a_0)^{-1} A^* f_\delta;$ 
   $c := \|Au_{a_0} - f_\delta\| / \delta;$ 
endwhile

```

The above strategy is based on the fact that the function

$$\phi(a) = \|A(T + a)^{-1} A^* f_\delta - f_\delta\|$$

is a monotonically decreasing function of a , $a > 0$. In looking for a_0 , satisfying (7), when our guess $a_0 \gg a_M > 0$ or $\|Au_{a_0} - f_\delta\| \gg \delta$, one uses an approximation

$$\begin{aligned}\phi(x) &\approx \phi(a_0) + (x - a_0) \frac{\phi(a_0) - \phi(a_M)}{a_0 - a_M} \\ &\approx \phi(a_0) + (x - a_0) \frac{\phi(a_0) - \phi(a_M)}{a_0} =: \varphi(x).\end{aligned}$$

Note that $\phi(a_0)$ and a_0 are known. We are looking for x such that $\delta < \varphi(x) < 2\delta$. Thus, if a_1 is such that $\delta < \varphi(a_1) < 2\delta$ and if $2\delta < \phi(a_0)$, then

$$(\phi(a_0) - 2\delta) \frac{a_0}{\phi(a_0) - \delta} < a_0 - a_1 < (\phi(a_0) - \delta) \frac{a_0}{\phi(a_0) - \delta}.$$

Hence, we choose a_1 such that

$$a_0 - a_1 = (\phi(a_0) - 1.5\delta) \frac{a_0}{\phi(a_0) - \delta},$$

so

$$a_1 = a_0 \frac{0.5\delta}{\phi(a_0) - \delta}.$$

Although this is a very rough approximation, it works well in practice. It often takes 1 to 3 steps to get an a_0 satisfying (7). That is why we have a factor $\frac{0.5}{c-1}$ in the first case. Overall, it is easier to look for a_0 satisfying (7) than to look for a_0 for which the Newton's method converges. Indeed, the Newton's scheme for solving a_M does not necessarily converge with a_0 found from condition (7).

3 Numerical experiments

In this section, we compare DSM with VR_i and VR_n . In all methods, we begin with the guess $a_0 = \frac{1}{3}\|A\|^2\delta_{rel}$ and use the ALGORITHM 2 to find a_0 satisfying condition (7). In our experiments, the computation cost for this step is very low. Indeed, it only takes 1 or 2 iterations to get a_0 . By VR_i we denote the VR obtained by using $a = a_0$, the initial value for $a(t)$ in DSM, and by VR_n we denote the VR with $a = a_M$, found from the VR discrepancy principle with $c = 1$ by using Quasi-Newton's method with the initial guess $a = a_0$. Quasi-Newton's method is chosen instead of Newton's method in order to reduce the computation cost. In all experiments we compare these methods in accuracy and with respect to the parameter $N_{lin\,sol}$, which is the

number of times for solving the linear system $T_a u = A^* f_\delta$ for u . Note that solving these linear systems is the main cost in these methods.

In this section, besides comparing the DSM with the VR for linear algebraic systems with Hilbert matrices, we also carry out experiments with other linear algebraic systems given in the *Regularization package* in [4]. These linear systems are obtained as a part of numerical solutions to some integral equations. Here, we only focus on the numerical methods for solving linear algebraic systems, not on solving these integral equations. Therefore, we use these linear algebraic systems to test our methods for solving stably these systems.

3.1 Linear algebraic systems with Hilbert matrices

Consider a linear algebraic system

$$H_n u = f_\delta, \quad (8)$$

where

$$f_\delta = f + e, \quad f = H_n x, \quad H_n = \begin{bmatrix} 1 & \frac{1}{2} & \dots & \frac{1}{n} \\ \frac{1}{2} & \frac{1}{3} & \dots & \frac{1}{n+1} \\ \vdots & \vdots & \ddots & \vdots \\ \frac{1}{n} & \frac{1}{n+1} & \dots & \frac{1}{2n-1} \end{bmatrix},$$

and $e \in \mathbb{R}^n$ is a random normally distributed vector such that $\|e\|_2 \leq \delta_{rel} \|f\|_2$. The Hilbert matrix H_n is well-known for having a very large condition number when n is large. If n is sufficiently large, the system is severely ill-conditioned.

3.1.1 The condition numbers of Hilbert matrices

It is impossible to calculate the condition number of H_n by computing the ratio of the largest and the smallest eigenvalues of H_n because for large n the smallest eigenvalue of H_n is smaller than 10^{-16} . Note that singular values of H_n are its eigenvalues since H_n is selfadjoint and positive definite. Due to the limitation of machine precision, every value smaller than 10^{-16} is understood as 0. That is why if we use the function *cond* provided by MATLAB, the condition number of H_n for $n \geq 20$ is about $10^{16} \times \max |\lambda_i(H_n)|$. Since the largest eigenvalue of H_n grows very slowly, the condition numbers of H_n for $n \geq 20$ are all about 10^{20} , while, in fact, the condition number of H_{100} computed by the formula, given below, is about 10^{150} (see Table 1). In

general, computing condition numbers of strongly ill-conditioned matrices is an open problem. The function *cond*, provided by MATLAB, is not always reliable for computing the condition number of ill-condition matrices. Fortunately, there is an analytic formula for the inverse of H_n . Indeed, one has (see [2]) $H_n^{-1} = (h_{ij})_{i,j=1}^n$, where

$$h_{ij} = (-1)^{i+j} (i+j-1) \binom{n+i-1}{n-j} \binom{n+j-1}{n-i} \binom{i+j-2}{i-1}^2.$$

Thus, the condition number of the Hilbert matrix can be computed by the formula:

$$\text{cond}(H_n) = \|H_n\| \|H_n^{-1}\|.$$

Here $\text{cond}(H_n)$ stands for the condition number of the Hilbert matrix H_n and $\|H_n\|$ and $\|H_n^{-1}\|$ are the largest eigenvalues of H_n and H_n^{-1} , respectively. Although MATLAB can not compute values less than 10^{-16} , it can compute values up to 10^{200} . Therefore, it can compute $\|H_n^{-1}\|$ for n up to 120. In MATLAB, the matrices H_n and H_n^{-1} can be obtained by the syntax: $H_n = \text{hilb}(n)$ and $H_n^{-1} = \text{invhilb}(n)$, respectively.

The condition numbers of Hilbert matrices, computed by the above formula, are given in Table 1.

Table 1: The condition number of Hilbert matrices.						
n	20	40	60	80	100	120
$\text{cond}(H_n)$	2.5×10^{28}	7.7×10^{58}	2.7×10^{89}	9.9×10^{119}	3.8×10^{150}	1.5×10^{181}

From Table 1 one can see that the computed condition numbers of the Hilbert matrix grow very fast as n grows.

3.1.2 Continuous $a(t)$ compared to the step function $\tilde{a}(t)$

In this section, we compare the DSM, which is implemented by solving the Cauchy problem (2) with $a(t)$, and the iterative DSM implemented with $\tilde{a}(t)$ approximating $a(t)$ as described in Section 2.1. Both of them use the same a_0 which is found by ALGORITHM 2. The DSM using a numerical method to solve the Cauchy problem is implemented as follows:

1. One uses the DOPRI45 method which is an embedded pair consisting of a Runge-Kutta (RK) method of order 5 and another RK method of order 4 which is used to estimate the error in order to control the step sizes. The DOPRI45 is an explicit method which requires 6 right-hand

side function evaluations at each step. Details about the coefficients and variable step size strategy can be found in [1, 3]. Using a variable step size helps to choose the best step sizes and improves the speed.

2. In solving (2), at the end of each step, one always checks the stopping rule, based on the discrepancy principle

$$0.9 \leq \|Au_\delta(t) - f_\delta\| \leq 1.001\delta.$$

If this condition is satisfied, one stops and takes the solution at the final step $u(t_n)$ as the solution to the linear algebraic system.

Table 2: Numerical results for Hilbert matrices for $\delta_{rel} = 0.01$, $n = 100$.

n	DSM		DSM($q = 1$)		DSM-DOPRI45	
	N_{insol}	$\frac{\ u_\delta - y\ _2}{\ y\ _2}$	N_{insol}	$\frac{\ u_\delta - y\ _2}{\ y\ _2}$	N_{insol}	$\frac{\ u_\delta - y\ _2}{\ y\ _2}$
10	5	0.1222	10	0.1195	205	0.1223
20	5	0.1373	7	0.1537	145	0.1584
30	7	0.0945	20	0.1180	313	0.1197
40	5	0.2174	7	0.2278	151	0.2290
50	6	0.1620	14	0.1609	247	0.1609
60	6	0.1456	16	0.1478	253	0.1480
70	6	0.1436	13	0.1543	229	0.1554
80	6	0.1778	10	0.1969	181	0.1963
90	6	0.1531	13	0.1535	307	0.1547
100	7	0.1400	23	0.1522	355	0.1481

The DSM version implemented with the DOPRI45 method is denoted DSM-DOPRI45 while the other iterative version of DSM is denoted just by DSM.

Table 2 presents the numerical results with Hilbert matrices H_n obtained by two versions of the DSM for $n = 10, 20, \dots, 100$, $\delta_{rel} = 0.01$, $x = (x_1, \dots, x_n)^T$, $x_i = \sqrt{2^{\frac{i-1}{100}}\pi}$. From Table 2, as well as other numerical experiments, we found out that the accuracy obtained by the DSM-DOPRI45 is worse than that of the iterative DSM. Moreover, the computation time for the DSM-DOPRI45 is much greater than that for the iterative DSM. Also, using $h = \text{const}$ or $q = 1$ does not give more accurate solutions while requires more computation time.

The conclusion from this experiment as well as from other experiments is that the DSM with $q = 2$ is much faster and often gives better results than the DSM with $q = 1$ and the DSM-DOPRI45. Therefore, we choose the iterative DSM with $q = 2$ to compare with the VR_n method.

3.1.3 DSM compared to VR

In this section, we test three methods: the DSM, the VR_i and the VR_n on linear algebraic systems with Hilbert matrices. The first linear system is obtained by taking H_{100} and $x = (x_1, \dots, x_{100})^T$, where $x_i = (\frac{i-1}{100})^2$. For the second problem we just change x_i to $x_i = \sin(2\frac{i-1}{100}\pi)$. Numerical results for these systems are shown in Figure 1.

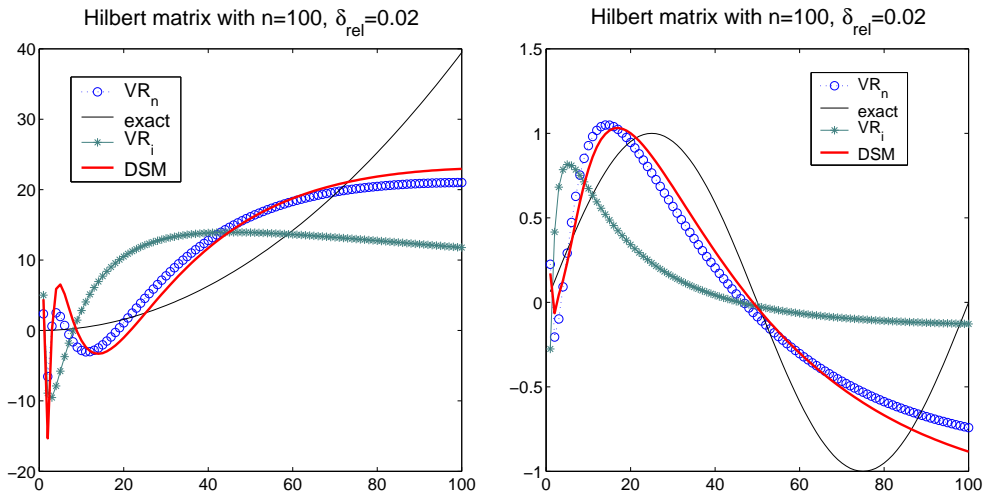


Figure 1: Plots of solutions obtained by the DSM and VR with the exact solution x , $x = (x_i)_{i=1}^{100}$ when $x_i = (2\frac{i-1}{100}\pi)^2$ (left) and $x_i = \sin(2\frac{i-1}{100}\pi)$ (right) with $\delta_{rel} = 0.02$.

Looking at Figure 1, one can see that with the same guess a_0 , both the VR_n and DSM give better results than those of VR_i . As it can be seen from Figure 1, the numerical solutions obtained by the DSM in these tests are slightly more accurate than those of the VR_n .

Table 3 presents results with Hilbert matrices H_n for $n = 10, 20, \dots, 100$, $\delta_{rel} = 0.01$, $x = (x_1, \dots, x_n)^T$, $x_i = \sqrt{2\frac{i-1}{100}\pi}$. Looking at this Table it is clear that the results obtained by the DSM are slightly more accurate than those by the VR_n even in the cases when the VR_n requires much more work than the DSM. In this example, we can conclude that the DSM is better than the VR_n in both accuracy and time of computation.

Table 3: Numerical results for Hilbert matrix H_n for $\delta_{rel} = 0.01$, $n = 10, 20, \dots, 100$.

n	DSM		VR _i		VR _n	
	N_{insol}	$\frac{\ u_\delta - y\ _2}{\ y\ _2}$	N_{insol}	$\frac{\ u_\delta - y\ _2}{\ y\ _2}$	N_{insol}	$\frac{\ u_\delta - y\ _2}{\ y\ _2}$
10	4	0.2368	1	0.3294	7	0.2534
20	5	0.1638	1	0.3194	7	0.1765
30	5	0.1694	1	0.3372	11	0.1699
40	5	0.1984	1	0.3398	8	0.2074
50	6	0.1566	1	0.3345	7	0.1865
60	5	0.1890	1	0.3425	8	0.1980
70	7	0.1449	1	0.3393	11	0.1450
80	7	0.1217	1	0.3480	8	0.1501
90	7	0.1259	1	0.3483	11	0.1355
100	6	0.1865	2	0.2856	9	0.1937

3.2 A linear algebraic system related to an inverse problem for the heat equation

In this section, we apply the DSM and the VR to solve a linear algebraic system used in the test problem *heat* from *Regularization tools* in [4]. This linear algebraic system is a part of numerical solutions to an inverse problem for the heat equation. This problem is reduced to a Volterra integral equation of the first kind with $[0, 1]$ as the integration interval. The kernel is $K(s, t) = k(s - t)$ with

$$k(t) = \frac{t^{-3/2}}{2\kappa\sqrt{\pi}} \exp\left(-\frac{1}{4\kappa^2 t}\right).$$

Here, we use the default value $\kappa = 1$. In this test in [4] the integral equation is discretized by means of simple collocation and the midpoint rule with n points. The unique exact solution u_n is constructed, and then the right-hand side b_n is produced as $b_n = A_n u_n$ (see [4]). In our test, we use $n = 10, 20, \dots, 100$ and $b_{n,\delta} = b_n + e_n$, where e_n is a vector containing random entries, normally distributed with mean 0, variance 1, and scaled so that $\|e_n\| = \delta_{rel} \|b_n\|$. This linear system is ill-posed: the condition number of A_{100} obtained by using the function *cond* provided in MATLAB is 1.3717×10^{37} . As we have discussed earlier, this condition number may be not accurate because of the limitations of the program *cond* provided in MATLAB. However, this number shows that the corresponding linear algebraic system is ill-conditioned.

Looking at the Table 4 one can see that in some situations the VR_n is not

Table 4: Numerical results for inverse heat equation with $\delta_{rel} = 0.05$, $n = 10i, i = \overline{1, 10}$.

n	DSM		VR $_i$		VR $_n$	
	N_{insol}	$\frac{\ u_\delta - y\ _2}{\ y\ _2}$	N_{insol}	$\frac{\ u_\delta - y\ _2}{\ y\ _2}$	N_{insol}	$\frac{\ u_\delta - y\ _2}{\ y\ _2}$
10	8	0.2051	1	0.2566	6	0.2066
20	4	0.2198	1	0.4293	8	0.2228
30	7	0.3691	1	0.4921	6	0.3734
40	4	0.2946	1	0.4694	8	0.2983
50	4	0.2869	1	0.4780	7	0.3011
60	4	0.2702	1	0.4903	9	0.2807
70	4	0.2955	1	0.4981	6	0.3020
80	5	0.2605	1	0.4743	10	0.2513
90	5	0.2616	1	0.4802	8	0.2692
100	5	0.2588	1	0.4959	6	0.2757

as accurate as the DSM even when it takes more iterations than the DSM. Overall, the results obtained by the DSM are often slightly more accurate than those by the VR $_n$. The time of computation of the DSM is comparable to that of the VR $_n$. In some situations, the results by VR $_n$ and the VR $_i$ are the same although it uses 3 more iterations than does the DSM. The conclusion from this Table is that DSM competes favorably with the VR $_n$ in both accuracy and time of computation.

Figure 2 plots numerical solutions to the inverse heat equation for $\delta_{rel} = 0.05$ and $\delta_{rel} = 0.02$ when $n = 100$. From the figure we can see that the numerical solutions obtained by the DSM are about the same those by the VR $_n$. In these examples, the time of computation of the DSM is about the same as that of the VR $_n$.

The conclusion is that the DSM competes favorably with the VR $_n$ in this experiment.

3.3 A linear algebraic system for the computation of the second derivatives

Let us do some numerical experiments with linear algebraic systems arising in a numerical experiment of computing the second derivative of a noisy function.

The problem is reduced to an integral equation of the first kind. A linear algebraic system is obtained by a discretization of the integral equation

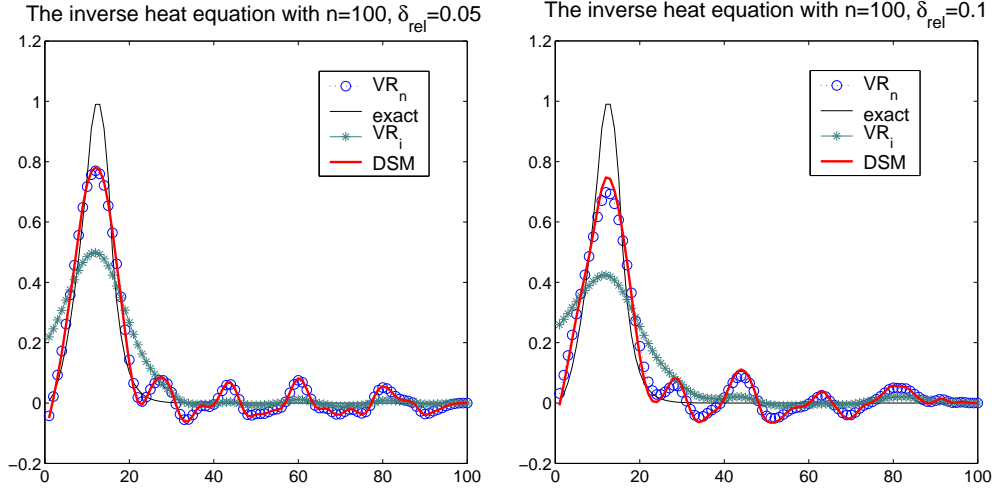


Figure 2: Plots of solutions obtained by DSM, VR for the inverse heat equation when $n = 100$, $\delta_{rel} = 0.05$ (left) and $\delta_{rel} = 0.1$ (right).

whose kernel K is Green's function

$$K(s, t) = \begin{cases} s(t-1), & \text{if } s < t \\ t(s-1), & \text{if } s \geq t \end{cases}.$$

Here $s, t \in [0, 1]$ and as the right-hand side f and the corresponding solution u one chooses one of the following (see [4]):

$$\begin{aligned} \text{case 1, } & f(s) = (s^3 - s)/6, \quad u(t) = t, \\ \text{case 2, } & f(s) = e^s + (1 - e)s - 1, \quad u(t) = e^t, \\ \text{case 3, } & f(s) = \begin{cases} (4s^3 - 3s)/24, & \text{if } s < \frac{1}{2}, \\ (-4s^3 + 12s^2 - 9s + 1)/24, & \text{if } s \geq \frac{1}{2}, \end{cases} \\ & u(t) = \begin{cases} t, & \text{if } t < \frac{1}{2}, \\ 1 - t, & \text{if } t \geq \frac{1}{2}. \end{cases} \end{aligned}$$

Using A_n and u_n in [4], the right-hand side $b_n = A_n u_n$ is computed. Again, we use $n = 10, 20, \dots, 100$ and $b_{n,\delta} = b_n + e_n$, where e_n is a vector containing random entries, normally distributed with mean 0, variance 1, and scaled so that $\|e_n\| = \delta_{rel} \|b_n\|$. This linear algebraic system is mildly ill-posed: the condition number of A_{100} is 1.2158×10^4 .

Numerical results for the third case is presented in Table 5. In this case, the results obtained by the VR_n are often slightly more accurate than

those of the DSM. However, the difference between accuracy as well as the difference between time of computation of these methods is small. Numerical results obtained by these two methods are much better than those of the VR_i .

Table 5: Results for the deriv2 problem with $\delta_{rel} = 0.01$, $n = 100$ case 3.

n	DSM		VR_i		VR_n	
	N_{insol}	$\frac{\ u_\delta - y\ _2}{\ y\ _2}$	N_{insol}	$\frac{\ u_\delta - y\ _2}{\ y\ _2}$	N_{insol}	$\frac{\ u_\delta - y\ _2}{\ y\ _2}$
10	4	0.0500	2	0.0542	6	0.0444
20	4	0.0584	2	0.0708	6	0.0561
30	4	0.0690	2	0.0718	6	0.0661
40	4	0.0367	1	0.0454	4	0.0384
50	3	0.0564	1	0.0565	4	0.0562
60	4	0.0426	1	0.0452	4	0.0407
70	5	0.0499	1	0.0422	5	0.0372
80	4	0.0523	1	0.0516	4	0.0498
90	4	0.0446	1	0.0493	4	0.0456
100	4	0.0399	1	0.0415	5	0.0391

For other cases, case 1 and case 2, numerical results obtained by the DSM are slightly more accurate than those by the VR_i . Figure 3 plots the numerical solutions for these cases. The computation time of the DSM in these cases is about the same as or less than that of the VR_n .

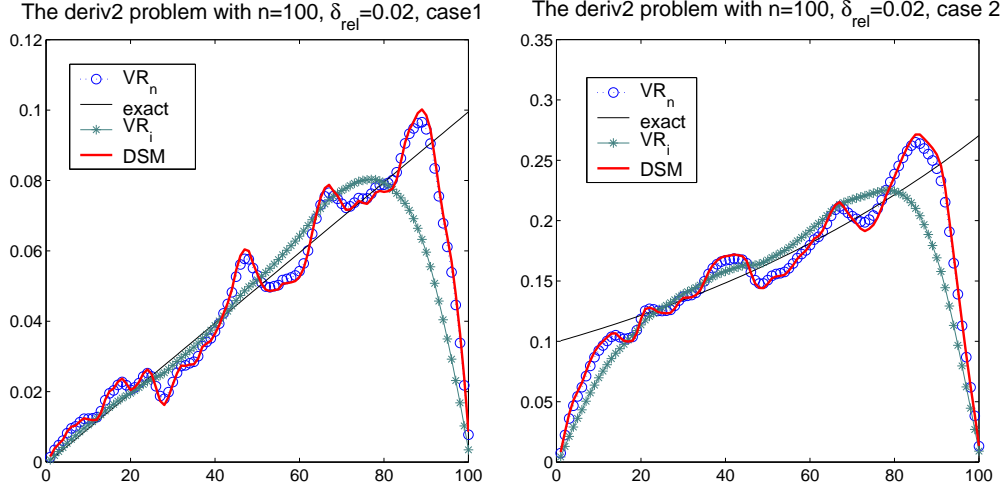


Figure 3: Plots of solutions obtained by DSM, VR for the deriv2 problem when $n = 100$, $\delta_{rel} = 0.02$ (left) and $\delta_{rel} = 0.02$ (right).

The conclusion in this experiment is that the DSM competes favorably with the VR. Indeed, the VR_n is slightly better than the DSM in case 3 but slightly worse than the DSM in cases 1 and 2.

4 Concluding remarks

The conclusions from the above experiments are:

1. The DSM always converges for $a(t) = \frac{a_0}{1+t}$ given that $a_0 > a_{op}$. However, if a_0 is not well chosen, then the convergence speed may be slow. The parameter a_0 should be chosen so that it is greater than and close to the optimal a_{op} , i.e., the value minimizing the quantity:

$$\|u_{a_{op}} - y\| = \inf_a \|u_a - y\|, \quad u_a = T_a^{-1} A f_\delta.$$

However, since a_{op} is not known and a_M is often close to a_{op} , we choose a_0 so that

$$\delta < \|AT_{a_0}^{-1} A^* f_\delta - f_\delta\| < 2\delta.$$

2. The DSM is sometimes faster than the VR. In general, the DSM is comparable with the VR_n with respect to computation time.
3. The DSM is often slightly more accurate than the VR, especially when δ is large. Starting with a_0 such that $\delta < \|AT_{a_0}^{-1} A^* f_\delta - f_\delta\| < 2\delta$, the DSM often requires 4 to 7 iterations, and main cost in each iteration consists of solving the linear system $T_a u = A^* f_\delta$. The cost of these iterations is often about the same as the cost of using Newton's method to solve a_M in the VR_n .
4. For any initial a_0 such that $\delta < \|AT_{a_0}^{-1} A^* f_\delta - f_\delta\| < 2\delta$, the DSM always converges to a solution which is often more accurate than that of the VR_n . However, with the same initial a_0 , the VR_n does not necessarily converge. In this case, we restart the Newton scheme to solve for the regularization parameter with initial guess $a_1 = \frac{a_0}{2}$ instead of a_0 .

References

- [1] Burrage, K., 1995, Parallel and sequential methods for ordinary differential equations, Oxford University Press, Oxford.

- [2] Choi, M. D., 1983, Tricks or treats with the Hilbert matrix, American Mathematical Monthly, pp. 301-312.
- [3] Hairer, E. and Nørsett, S.P. and Wanner, G., 1987, Solving ordinary differential equation I, nonstiff problems, Springer, Berlin.
- [4] Hansen, P. C., 1994, Regularization tools, A Matlab package for the analysis and solution of discrete ill-posed problems. Numerical Algorithms, pp. 1-35.
- [5] Kirsch, A., 1986, An introduction to the mathematical theory of inverse problems, Springer-Verlag, Berlin.
- [6] Ramm, A. G., 2007, Dynamical systems method for solving operator equations, Elsevier, Amsterdam.