

Preserving Monotonicity in Anisotropic Diffusion

Prateek Sharma^{a,b,*} & Gregory W. Hammett^b

^a*Astronomy Department, University of California, Berkeley, CA 94720*

^b*Princeton Plasma Physics Laboratory, Forrestal Campus, Princeton, NJ 08543*

Abstract

We show that standard algorithms for anisotropic diffusion based on centered differencing (including the recent symmetric algorithm) do not preserve monotonicity. In the context of anisotropic thermal conduction, this can lead to the violation of the entropy constraints of the second law of thermodynamics, causing heat to flow from regions of lower temperature to higher temperature. In regions of large temperature variations, this can cause the temperature to become negative. Test cases to illustrate this for centered asymmetric and symmetric differencing are presented. Algorithms based on slope limiters, analogous to those used in second order schemes for hyperbolic equations, are proposed to fix these problems. While centered algorithms may be good for many cases, the main advantage of limited methods is that they are guaranteed to avoid negative temperature (which can cause numerical instabilities) in the presence of large temperature gradients. In particular, limited methods will be useful to simulate hot, dilute astrophysical plasmas where conduction is anisotropic and the temperature gradients are enormous, e.g., collisionless shocks and disk-corona interface.

Key words: Anisotropic diffusion, Finite differencing

1. Introduction

Anisotropic diffusion, in which the rate of diffusion of some quantity is faster in certain directions than others, occurs in many different physical systems and applications. Examples include diffusion in geological formations [13], thermal properties of structural materials and crystals [5], image processing [11,4,9], biological systems, and plasma physics. Diffusion Tensor Magnetic Resonance Imaging makes use of anisotropic diffusion to distinguish different types of tissue as a medical diagnostic [2]. In plasma physics, the collision operator gives rise to anisotropic diffusion in velocity space, as does the quasilinear operator describing the interaction of particles with waves [16]. In magnetized plasmas, thermal conduction can be much more rapid along the magnetic field line than across it; this will be the main application in mind for this paper.

Centered finite differencing is commonly used to implement anisotropic thermal conduction in fusion and astrophysical plasmas [6,10,14]. Methods based on finite differencing [6] and higher order finite elements [15] are able to simulate highly anisotropic thermal conduction ($\chi_{\parallel}/\chi_{\perp} \sim 10^9$, where χ_{\parallel} and χ_{\perp} are parallel and perpendicular conduction coefficients, respectively) in laboratory plasmas. “Symmetric” differencing introduced in [6] is particularly simple and has some desirable properties: perpendicular numerical diffusion

* Corresponding author. Tel.: +1 510 642 2359; fax: +1 510 642 3411.

Email address: psharma@astro.berkeley.edu (Prateek Sharma).

is independent of parallel conduction coefficient χ_{\parallel} , perpendicular numerical diffusion is small, and the numerical heat flux operator is self adjoint. While in the symmetric method the components of the heat flux are located at cell corners, they are located at the cell faces in the “asymmetric” method. The asymmetric method has been used to study convection in anisotropically conducting plasmas [10] and in simulations of collisionless accretion disks [14].

An important fact that has been overlooked is that the methods based on centered differencing can give heat fluxes inconsistent with the second law of thermodynamics, i.e., heat can flow from lower to higher temperatures. This accentuates temperature extrema and may result in negative temperatures at some grid points, causing numerical instabilities as the sound speed becomes imaginary. Also, in image processing applications it is required that no new spurious extrema are generated with anisotropic diffusion [11], making centered differencing unviable.

We show that both the symmetric and asymmetric methods can be modified so that temperature extrema are not accentuated. The components of the anisotropic heat flux consist of two contributions: the normal term and the transverse term (see §2). The normal term for the asymmetric method (like isotropic conduction) always gives heat flux from higher to lower temperatures, but the transverse term can be of any sign. The transverse term can be “limited” to ensure that temperature extrema are not accentuated. We use slope limiters, analogous to those used in second order methods for hyperbolic problems [19,8], to limit the transverse heat fluxes. For the symmetric method, where primary heat fluxes are located at cell corners, both normal and transverse terms need to be limited. Limiting based on the entropy-like function ($\dot{s}^* \equiv -\vec{q} \cdot \vec{\nabla} T \geq 0$) is also discussed.

Limiting introduces numerical diffusion in the perpendicular direction, and the desirable property of the symmetric method that perpendicular pollution is independent of χ_{\parallel} no longer holds. The ratio of perpendicular numerical diffusion and the physical parallel conductivity with a Monotonized Central (MC; see [8] for a discussion of slope limiters) limiter is $\chi_{\perp, \text{num}}/\chi_{\parallel} \sim 10^{-3}$ for a modest number of grid points (~ 100 in each direction). This clearly is not adequate for simulating laboratory plasmas which require $\chi_{\parallel}/\chi_{\perp} \sim 10^9$ because perpendicular numerical diffusion will swamp the true perpendicular diffusion. For laboratory plasmas the temperature profile is relatively smooth and the negative temperature problem does not arise, so symmetric differencing [6] or higher order finite elements [15] may be adequate. However, astrophysical plasmas can have sharp temperature gradients, e.g., the transition region of the sun separating the hot corona and the much cooler chromosphere, or the disk-corona interface in accretion flows. In these applications centered differencing may lead to negative temperatures giving rise to numerical instabilities. Limiting introduces somewhat larger perpendicular numerical diffusion but will ensure that heat flows in the correct direction at temperature extrema; hence negative temperatures are avoided. Even a modest anisotropy in conduction ($\chi_{\parallel}/\chi_{\perp} \lesssim 10^3$) should be enough to study the qualitatively new effects of anisotropic conduction on dilute astrophysical plasmas [10], but the positivity of temperature is absolutely essential for numerical robustness.

The paper is organized as follows. In §2 we describe the heat equation with anisotropic conduction and its numerical implementation using asymmetric and symmetric centered differencing. In §3 we present simple test problems for which centered differencing results in negative temperatures. Limiting as a method to avoid unphysical behavior at temperature extrema is introduced in §4 & §5. Slope limiters are discussed in §4 and limiting based on the entropy-like condition in §5. Some mathematical properties of limited methods are discussed in §6. In §7 we compare different methods and their convergence properties with some test problems. We conclude in §8.

2. Anisotropic thermal conduction

Thermal conduction in plasmas with the mean free path much larger than the gyroradius is anisotropic with respect to the magnetic field lines; heat flows primarily along the field lines with little conduction in the perpendicular direction [3]. In such cases, a divergence of anisotropic heat flux is added to the energy equation. Thermal conduction can modify the characteristic structure of the magnetohydrodynamic (MHD) equations making it difficult to incorporate into upwind methods. However, thermal conduction can be

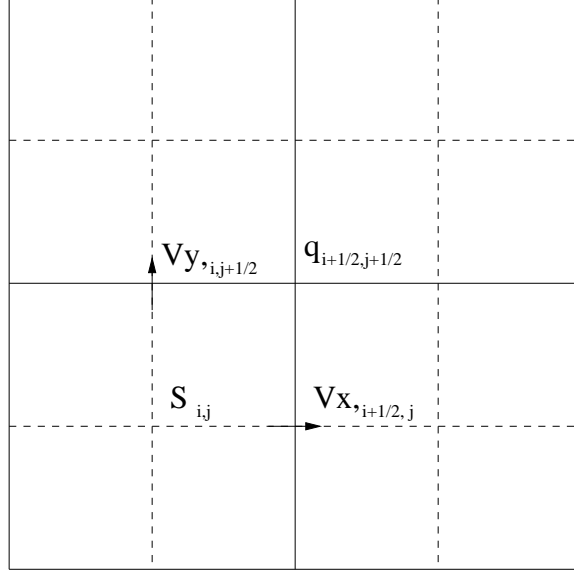


Fig. 1. A staggered grid with scalars $S_{i,j}$ (e.g., n , e , and T) located at cell centers. The components of vectors, e.g., \vec{b} and \vec{q} , are located at cell faces. Note, however, that for the symmetric method the primary heat fluxes are located at the cell corners [6], and the face centered flux is obtained by interpolation (see §2.2).

evolved independently of the MHD equations using operator splitting, as done in [10]. The equation for the evolution of internal energy density due to anisotropic thermal conduction is

$$\frac{\partial e}{\partial t} = -\vec{\nabla} \cdot \vec{q}, \quad (1)$$

$$\vec{q} = -\vec{b}n(\chi_{\parallel} - \chi_{\perp})\nabla_{\parallel}T - n\chi_{\perp}\vec{\nabla}T, \quad (2)$$

where e is the internal energy per unit volume, \vec{q} is the heat flux, χ_{\parallel} and χ_{\perp} are the coefficients of parallel and perpendicular conduction with respect to the local field direction (with dimensions L^2T^{-1}), n is the number density, $T \equiv (\gamma - 1)e/n$ is the temperature with $\gamma = 5/3$ as the ratio of specific heats for an ideal gas, \vec{b} is the unit vector along the field line, and $\nabla_{\parallel} = \vec{b} \cdot \vec{\nabla}$ represents the derivative along the magnetic field direction. Throughout the paper we use $\gamma = 2$ to avoid factors of $2/3$ and $5/3$; results of the paper are not affected by this choice.

We consider a staggered grid with the scalars like n , e , and T located at the cell centers and the components of vectors, e.g., \vec{b} and \vec{q} , located at the cell faces [17], as shown in Figure 1. The face centered components of vectors naturally represent the flux of scalars out of a cell. All the methods presented here are conservative and fully explicit. It should be possible to take longer time steps with an implicit generalization of the schemes discussed in the paper, but the construction of fast implicit schemes for anisotropic conduction is non-trivial.

In two dimensions the internal energy density is updated as follows,

$$e_{i,j}^{n+1} = e_{i,j}^n - \Delta t \left[\frac{q_{x,i+1/2,j}^n - q_{x,i-1/2,j}^n}{\Delta x} + \frac{q_{y,i,j+1/2}^n - q_{y,i,j-1/2}^n}{\Delta y} \right], \quad (3)$$

where the time step Δt , satisfies the stability condition [12] (ignoring density variations)

$$\Delta t \leq \frac{\min[\Delta x^2, \Delta y^2]}{2(\chi_{\parallel} + \chi_{\perp})}, \quad (4)$$

Δx and Δy are grid sizes in the two directions. The generalization to three dimensions is straightforward.

The methods we discuss differ in the way heat fluxes are calculated at the faces. In rest of the section we discuss the methods based on asymmetric and symmetric centered differencing as discussed in [6]. From

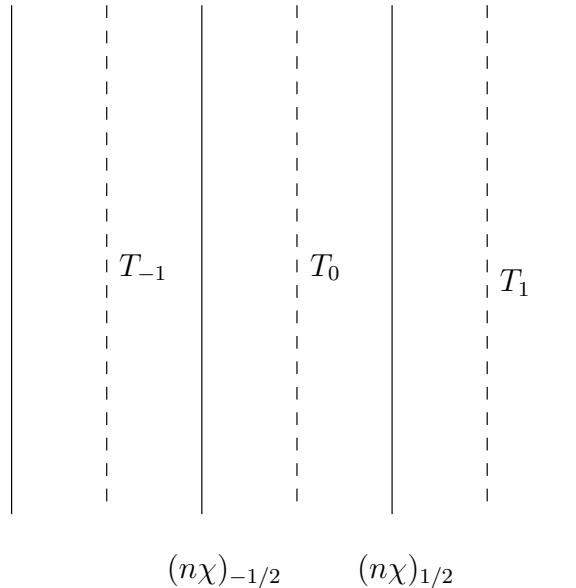


Fig. 2. This figure provides a motivation for using a harmonic average for $\overline{n\chi}$. Consider a 1-D case with the temperatures and $n\chi$'s as shown in the figure. Given T_{-1} and T_1 , and the $n\chi$'s at the faces, we want to calculate an average $\overline{n\chi}$ between cells -1 and 1 . Assumption of a constant heat flux gives, $q_{-1/2} = q_{1/2} = \overline{q}$, i.e., $-(n\chi)_{-1/2}(T_0 - T_{-1})/\Delta x = -(n\chi)_{1/2}(T_1 - T_0)/\Delta x = -\overline{n\chi}(T_1 - T_{-1})/2\Delta x$. This immediately gives a harmonic mean, which is weighted towards the smaller of the two arguments, for the interpolation $\overline{n\chi}$.

here on χ will represent parallel conduction coefficient in cases where an explicit perpendicular diffusion is not considered (i.e., the only perpendicular diffusion is due to numerical effects).

2.1. Centered asymmetric scheme

The heat flux in the x -direction (in 2-D), using the asymmetric method is given by

$$q_{x,i+1/2,j} = -\overline{n\chi}b_x \left[b_x \frac{\partial T}{\partial x} + \overline{b_y} \frac{\partial T}{\partial y} \right], \quad (5)$$

where overline represents the variables interpolated to the face at $(i+1/2, j)$. The variables without an overline are naturally located at the face. The interpolated quantities at the face are given by simple arithmetic averaging,

$$\overline{b_y} = (b_{y,i,j-1/2} + b_{y,i+1,j-1/2} + b_{y,i,j+1/2} + b_{y,i+1,j+1/2})/4, \quad (6)$$

$$\overline{\partial T / \partial y} = (T_{i,j+1} + T_{i+1,j+1} - T_{i,j-1} - T_{i+1,j-1})/4\Delta y. \quad (7)$$

We use a harmonic mean to interpolate the product of number density and conductivity [7],

$$\frac{2}{\overline{n\chi}} = \frac{1}{(n\chi)_{i,j}} + \frac{1}{(n\chi)_{i+1,j}}; \quad (8)$$

this is second order accurate for smooth regions, but $\overline{n\chi}$ becomes proportional to the minimum of the two $n\chi$'s on either side of the face when the two differ significantly. Figure 2 gives the motivation for using a harmonic average. Physically, using a harmonic average preserves the robust result that the heat flux into a region should go to zero as the density in that region goes to zero, as in a thermos bottle using a vacuum for insulation. Harmonic averaging is also necessary for the method to be stable with the time step in Eq. (4). Instead, if we use a simple mean, the stable time step condition becomes severe by a factor $\sim \max[n_{i+1,j}, n_{i,j}]/2\min[n_{i+1,j}, n_{i,j}]$, which can result in an unacceptably small time step for initial

conditions with a large density contrast. Physically, this is because the heat capacity is very small in low density regions, so even a tiny heat flux into that region causes rapid changes in temperature. Analogous expressions can be written for heat flux in other directions.

2.2. Centered symmetric scheme

The notion of symmetric differencing was introduced in [6], where primary heat fluxes are located at the cell corners, with

$$q_{x,i+1/2,j+1/2} = -\overline{n\chi}\overline{b_x} \left[\overline{b_x} \frac{\partial T}{\partial x} + \overline{b_y} \frac{\partial T}{\partial y} \right], \quad (9)$$

where overline represents the interpolation of variables at the corner given by a simple arithmetic average,

$$\overline{b_x} = (b_{x,i+1/2,j} + b_{x,i+1/2,j+1})/2, \quad (10)$$

$$\overline{b_y} = (b_{y,i,j+1/2} + b_{y,i+1,j+1/2})/2, \quad (11)$$

$$\overline{\partial T/\partial x} = (T_{i+1,j} + T_{i+1,j+1} - T_{i,j} - T_{i,j+1})/2\Delta x, \quad (12)$$

$$\overline{\partial T/\partial y} = (T_{i,j+1} + T_{i+1,j+1} - T_{i,j} - T_{i+1,j})/2\Delta y. \quad (13)$$

As before (and for the same reasons), a harmonic average is used for the interpolation of $n\chi$,

$$\frac{4}{\overline{n\chi}} = \frac{1}{(n\chi)_{i,j}} + \frac{1}{(n\chi)_{i+1,j}} + \frac{1}{(n\chi)_{i,j+1}} + \frac{1}{(n\chi)_{i+1,j+1}}. \quad (14)$$

Analogous expressions can be written for $q_{y,i+1/2,j+1/2}$. The harmonic average here is different from [6], who use an arithmetic average. Ref. [6] is primarily interested in magnetic fusion applications, where density variations are usually well resolved (shocks are usually not important in magnetic fusion) so arithmetic averaging will work well. But there might be some magnetic fusion cases, such as instabilities in the edge region of a fusion device, where there might be large density variations per grid cell and a harmonic average could be useful. All of the test cases in [6] used a uniform density and so will not be affected by the choice of arithmetic or harmonic average.

The heat fluxes located at the cell faces, $q_{x,i+1/2,j}$ and $q_{y,i,j+1/2}$, to be used in Eq. (3) are given by an arithmetic average,

$$q_{x,i+1/2,j} = (q_{x,i+1/2,j+1/2} + q_{x,i+1/2,j-1/2})/2, \quad (15)$$

$$q_{y,i,j+1/2} = (q_{y,i+1/2,j+1/2} + q_{y,i-1/2,j+1/2})/2. \quad (16)$$

As demonstrated in [6], the symmetric heat flux satisfies the self adjointness property (equivalent to $\vec{s}^* \equiv -\vec{q} \cdot \vec{\nabla} T \geq 0$) at cell corners and has the desirable property that the perpendicular numerical diffusion ($\chi_{\perp,\text{num}}$) is independent of $\chi_{\parallel}/\chi_{\perp}$ (see Figure 6 in [6]). But, as we show later, both symmetric and asymmetric schemes do not satisfy the crucial local property that heat must flow from higher to lower temperatures, the violation of which may result in negative temperature with large temperature gradients.

The heat flux in the x - direction q_x consists of two terms: the normal term $q_{xx} = -n\chi b_x^2 \partial T/\partial x$ and the transverse term $q_{xy} = -n\chi b_x b_y \partial T/\partial y$. The asymmetric scheme uses a 2 point stencil to calculate the normal gradient and a 6 point stencil to calculate the transverse gradient, as compared to the symmetric method that uses a 6 point stencil for both (hence the name symmetric). This makes the symmetric method less sensitive to the orientation of coordinate system with respect to the field lines.

A problem with the symmetric method which is immediately apparent is its inability to diffuse away a chess-board temperature pattern as $\overline{\partial T/\partial x}$ and $\overline{\partial T/\partial y}$, located at the cell corners, vanish for this initial condition (see Figure 3).

+	-	+
-	+	-
+	-	+

Fig. 3. The symmetric method is unable to diffuse a temperature distributed in a chess-board pattern. The plus (+) and minus (-) symbols denote two unequal temperatures. The average of $\partial T/\partial x|_{i+1/2,j} = (T_+ - T_-)/\Delta x$ and $\partial T/\partial x|_{i+1/2,j+1} = (T_- - T_+)/\Delta x$ to calculate $\partial T/\partial x|_{i+1/2,j+1/2} = \partial T/\partial x|_{i+1/2,j} + \partial T/\partial x|_{i+1/2,j+1}$ vanishes, similarly $\partial T/\partial y|_{i+1/2,j+1/2} = 0$.

3. Negative temperature with centered differencing

In this section we present two simple test problems that demonstrate that negative temperatures can arise with both asymmetric and symmetric centered differencing.

3.1. Asymmetric method

Consider a 2×2 grid with a hot zone ($T = 10$) in the first quadrant and cold temperature ($T = 0.1$) in the rest, as shown in Figure 4. Magnetic field is uniform over the box with $b_x = -b_y = 1/\sqrt{2}$. Number density is a constant equal to unity. Reflecting boundary conditions are used for temperature. Using the asymmetric scheme for heat fluxes out of the grid point (i, j) (the third quadrant) gives, $q_{x,i-1/2,j} = q_{y,i,j-1/2} = 0$, and $q_{x,i+1/2,j} = q_{y,i,j+1/2} = (9.9/8)n\chi/\Delta x$ (where $\Delta x = \Delta y$ is assumed). Thus, heat flows out of the grid point (i, j) , which is already a temperature minimum. This results in the temperature becoming negative. Figure 4 shows the temperature in the third quadrant vs. time for different methods. The asymmetric method gives negative temperature ($T_{i,j} < 0$) for first few time steps, which eventually becomes positive. All other methods (except the one based on entropy limiting) give positive temperatures at all times for this problem. Methods based on limited temperature gradients will be discussed later. This test demonstrates that the asymmetric method may not be suitable for problems with large temperature gradients because negative temperature results in numerical instabilities.

3.2. Symmetric method

The symmetric method does not give negative temperature with the test problem of the previous section. In fact, the symmetric method gives the correct result for temperature with no numerical diffusion in the perpendicular direction (zero heat flux out of the grid point (i, j) , see Figure 4). Other methods resulted in a temperature increase at (i, j) because of perpendicular numerical diffusion. Here we consider a case where the symmetric method gives negative temperature.

As before, consider a 2×2 grid with a hot zone ($T = 10$) in the first quadrant and cold temperature ($T = 0.1$) in the rest; the only difference from the previous test problem is that the magnetic field lines are along the x -axis, $b_x = 1$ and $b_y = 0$ (see Figure 5). Reflective boundary conditions are used for temperature, as before. Since there is no temperature gradient along the field lines for the grid point (i, j) , we do not

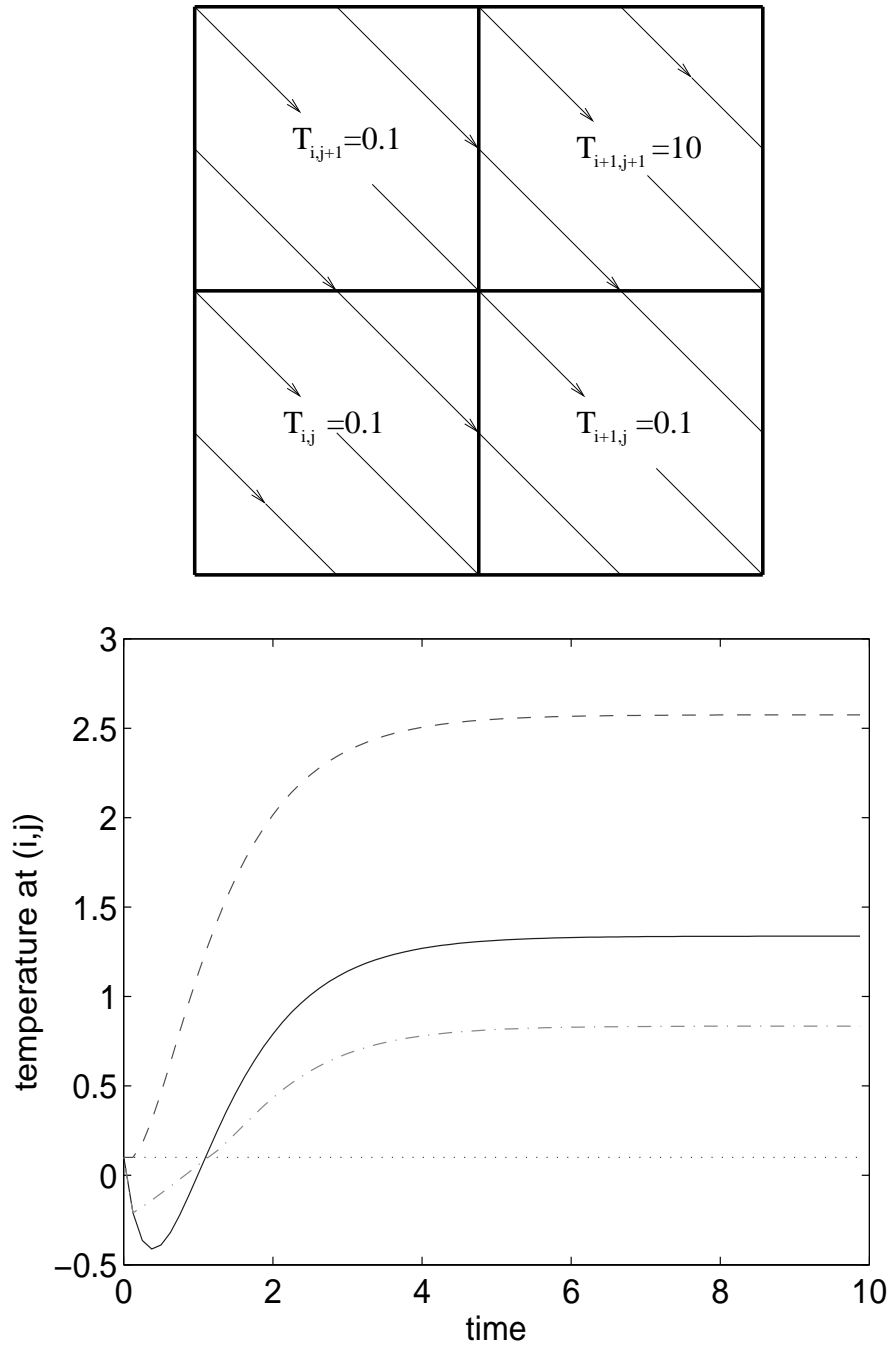


Fig. 4. Test problem to show that the asymmetric method can result in negative temperature. Magnetic field lines are along the diagonal with $b_x = -b_y = 1/\sqrt{2}$. With the asymmetric method heat flows out of the third quadrant which is already a temperature minimum, resulting in a negative temperature $T_{i,j}$. However due to numerical perpendicular diffusion, at late times the temperature becomes positive again. The temperature at (i,j) is shown for different methods: asymmetric (solid line), symmetric (dotted line), asymmetric and symmetric with slope limiters (dashed line; both give the same result), and symmetric with entropy limiting (dot dashed line).

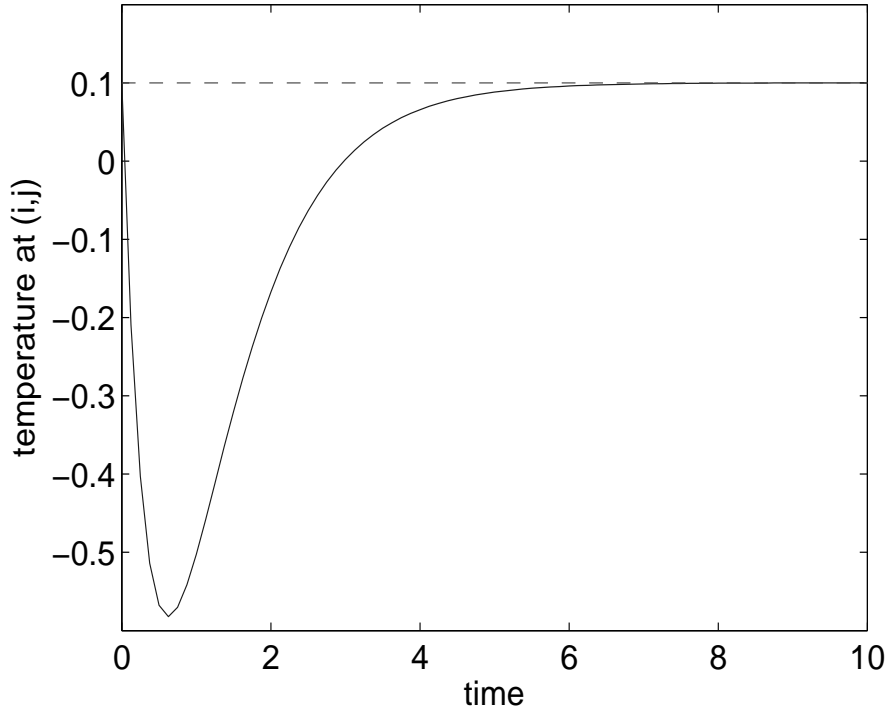
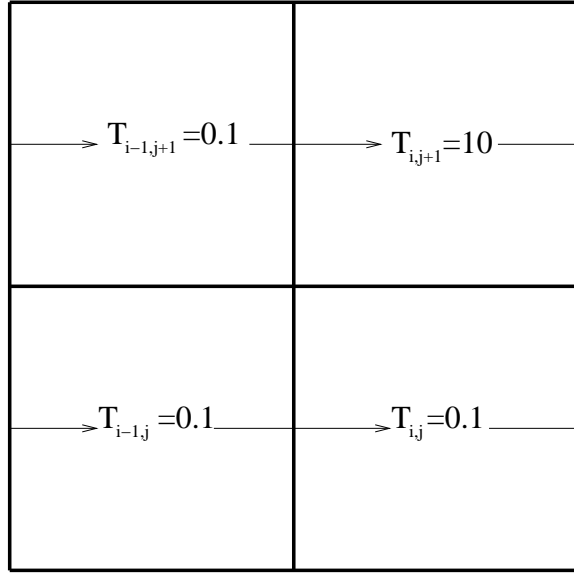


Fig. 5. Test problem for which the symmetric method gives negative temperature at (i, j) . Magnetic field is along the x -direction, $b_x = 1$ and $b_y = 0$. With this initial condition, all heat fluxes into (i, j) should vanish and the temperature $T_{i,j}$ should not evolve. All methods except the symmetric method (asymmetric, and slope and entropy limited methods) give a constant temperature $T_{i,j} = 0.1$ at all times. But with the symmetric method, the temperature at (i, j) becomes negative due to the heat flux out of the corner $(i - 1/2, j + 1/2)$. The temperature $T_{i,j}$ eventually becomes equal to the initial value of 0.1.

expect the temperature there to change. While all other methods give a stationary temperature in time, the symmetric method results in a heat flux out of the grid (i, j) through the corner at $(i - 1/2, j + 1/2)$. With the initial condition as shown in Figure 5, the only non-vanishing symmetric heat flux out of (i, j) is, $q_{x,i-1/2,j+1/2} = -(9.9/2)n\chi/\Delta x$. The only non-vanishing face-centered heat flux entering the box through a face is $q_{x,i-1/2,j} = -(9.9/4)n\chi/\Delta x < 0$; i.e., heat flows out of (i, j) which is already a temperature minimum. This results in the temperature becoming negative at (i, j) , although at late times it becomes equal to the initial temperature at (i, j) . This simple test shows that the symmetric method can also give negative temperatures (and associated numerical problems) in presence of large temperature gradients.

4. Slope limited fluxes

As discussed earlier, the heat flux q_x is composed of two terms: the normal $q_{xx} = -n\chi b_x^2 \partial T / \partial x$ term, and the transverse $q_{xy} = -n\chi b_x b_y \partial T / \partial y$ term. For the asymmetric method the discrete form of the term $q_{xx} = -n\chi b_x^2 \partial T / \partial x$ has the same sign as $-\partial T / \partial x$, and hence guarantees that heat flows from higher to lower temperatures. However, $q_{xy} = -n\chi b_x b_y \partial T / \partial y$ can have an arbitrary sign, and can give rise to heat flowing in the “wrong” direction. We use slope limiters, analogous to those used for linear reconstruction of variables in numerical simulation of hyperbolic systems [19,8], to “limit” the transverse terms. Both asymmetric and symmetric methods can be modified with slope limiters. The slope limited heat fluxes ensure that temperature extrema are not accentuated. Thus, unlike the symmetric and asymmetric methods, slope limited methods can never give negative temperatures.

4.1. Limiting the asymmetric method

Since the normal heat flux term q_{xx} is naturally located at the face, no interpolation for $\overline{\partial T / \partial x}$ is required for its evaluation. However, an interpolation at the x - face is required to evaluate $\overline{\partial T / \partial y}$ used in q_{xy} (the term with overlines in Eq. 5). The arithmetic average used in Eq. (7) for $\overline{\partial T / \partial y}$ to calculate q_{xy} was found to result in heat flowing from lower to higher temperatures (see Figure 4). To remedy this problem we use slope limiters to interpolate temperature gradients in the transverse heat flux term.

Slope limiters are widely used in numerical simulations of hyperbolic equations (e.g., computational gas dynamics; see [19,8]). Given the initial values for variables at grid centers, slope limiters (e.g., minmod, van Leer, and Monotonized Central (MC)) are used to calculate the slopes of conservative piecewise linear reconstructions in each grid cell. Limiters use the variable values in the nearest grid cells to come up with slopes that ensure that no new extrema are created for the conserved variables along the characteristics, a property of hyperbolic equations. Similarly, we use slope limiters to interpolate temperature gradients in the transverse heat flux term so that unphysical oscillations do not arise at temperature extrema.

The slope limited asymmetric heat flux in the x - direction is still given by Eq. (5), with the same $\overline{\partial T / \partial x}$ as in the asymmetric method, but a slope limited interpolation for the transverse temperature gradient $\overline{\partial T / \partial y}$, given by

$$\overline{\frac{\partial T}{\partial y}} \Big|_{i+1/2,j} = L \left\{ L \left[\frac{\partial T}{\partial y} \Big|_{i,j-1/2}, \frac{\partial T}{\partial y} \Big|_{i,j+1/2} \right], L \left[\frac{\partial T}{\partial y} \Big|_{i+1,j-1/2}, \frac{\partial T}{\partial y} \Big|_{i+1,j+1/2} \right] \right\}, \quad (17)$$

where L is a slope limiter like minmod, van Leer, or Monotonized Central (MC) limiter [8]; e.g., the MC limiter is given by

$$\text{MC}(a, b) = \text{minmod} \left[2 \text{minmod}(a, b), \frac{a + b}{2} \right], \quad (18)$$

where

$$\begin{aligned}
\text{minmod}(a, b) &= \min(a, b) && \text{if } a, b > 0, \\
&= \max(a, b) && \text{if } a, b < 0, \\
&= 0 && \text{if } ab \leq 0.
\end{aligned}$$

A slope limiter weights the interpolation towards the argument smallest in magnitude, if the arguments differ by too much, and returns a zero if the two arguments are of opposite signs. An analogous expression for the transverse temperature gradient at the y -face, $\overline{\partial T / \partial x}$, is used to evaluate the heat flux q_y . Interpolation similar to the asymmetric method is used for all other variables (Eqs. 6 & 8).

4.2. Limiting the symmetric method

In the symmetric method, primary heat fluxes in both directions are located at the cell corners (see Eq. 9). Temperature gradients in both directions have to be interpolated at the corners. Thus, to ensure that temperature extrema are not amplified with the symmetric method, both $\overline{\partial T / \partial x}$ and $\overline{\partial T / \partial y}$ need to be limited.

The face-centered $q_{xx, i+1/2, j}$ is calculated by averaging q_{xx} from the adjacent corners, which are given by the following slope-limited expressions:

$$q_{xx, i+1/2, j+1/2}^N = -\overline{n\chi} \overline{b_x^2} L2 \left[\frac{\partial T}{\partial x} \Big|_{i+1/2, j}, \frac{\partial T}{\partial x} \Big|_{i+1/2, j+1} \right], \quad (19)$$

$$q_{xx, i+1/2, j-1/2}^S = -\overline{n\chi} \overline{b_x^2} L2 \left[\frac{\partial T}{\partial x} \Big|_{i+1/2, j}, \frac{\partial T}{\partial x} \Big|_{i+1/2, j-1} \right], \quad (20)$$

where N and S superscripts indicate the north-biased and south-biased heat fluxes. The face centered heat flux used in Eq. (3) is $q_{xx, i+1/2, j} = (q_{xx, i+1/2, j+1/2}^N + q_{xx, i+1/2, j-1/2}^S) / 2$; the other interpolated quantities (indicated with an overline) are the same as in Eq. (9). The limiter $L2$ which is different from standard slope limiters is defined as

$$\begin{aligned}
L2(a, b) &= (a + b) / 2, && \text{if } \min(\alpha a, a / \alpha) < (a + b) / 2 < \max(\alpha a, a / \alpha), \\
&= \min(\alpha a, a / \alpha), && \text{if } (a + b) / 2 \leq \min(\alpha a, a / \alpha), \\
&= \max(\alpha a, a / \alpha), && \text{if } (a + b) / 2 \geq \max(\alpha a, a / \alpha),
\end{aligned} \quad (21)$$

where $0 < \alpha < 1$ is a parameter; this reduces to a simple averaging if the temperature is smooth, while restricting the interpolated temperature ($\overline{\partial T / \partial x}$) to not differ too much from $\partial T / \partial x|_{i+1/2, j}$ (and be of the same sign). We choose $\alpha = 3/4$ for all of the results in this paper. Note that the $L2$ limiter is not symmetric with respect to its arguments. It ensures that $q_{xx, i+1/2, j \pm 1/2}$ is of the same sign as $-\partial T / \partial x|_{i+1/2, j}$; i.e., the interpolated normal heat flux is from higher to lower temperatures. This interpolation will be able to diffuse the chess board pattern in Figure 3. The transverse temperature gradient is limited in a way similar to the asymmetric method; the temperature gradient $\overline{\partial T / \partial y}|_{i+1/2, j}$ is still given by Eq. (17). Thus if $\alpha = 1$, the limited symmetric method becomes somewhat similar to the limited asymmetric method (though with differences in the interpolation of the magnetic field direction and of $n\chi$).

5. Limiting with the entropy-like source function

If the entropy-like source function, which we define as $s^* = -\vec{q} \cdot \vec{\nabla} T$ (see Appendix A to see how this is different from the entropy function) is positive everywhere, heat is guaranteed to flow from higher to lower temperatures. For the symmetric method, s^* evaluated at the cell corners is positive definite, but this need not be true for interpolations at the cell faces; thus heat may flow from lower to higher temperatures. An entropy-like condition can be applied at all face-pairs to limit the transverse heat flux terms (q_{xy} and q_{yx}), such that

$$\dot{s}^* = -q_{x,i+1/2,j} \left. \frac{\partial T}{\partial x} \right|_{i+1/2,j} - q_{y,i,j+1/2} \left. \frac{\partial T}{\partial y} \right|_{i,j+1/2} \geq 0. \quad (22)$$

The limiter $L2$ is used to calculate the normal gradients q_{xx} and q_{yy} at the faces, as in the slope limited symmetric method (see §4.2). The use of $L2$ ensures that $-q_{xx,i+1/2,j} \partial T / \partial x|_{i+1/2,j} \geq 0$, and only the transverse terms q_{xy} and q_{yx} need to be reduced to satisfy Eq. (22). That is, if on evaluating \dot{s}^* at all four face pairs the entropy-like condition (Eq. 22) is violated, the transverse terms are reduced to make \dot{s}^* vanish. The attractive feature of the entropy limited symmetric method is that it reduces to the symmetric method (which has the smallest numerical diffusion of all the methods; see Figure 9) when Eq. (22) is satisfied. The hope is that limiting of transverse terms may prevent oscillations with large temperature gradients.

The problem with entropy limiting, unlike the slope limited methods, is that it does not guarantee that numerical oscillations at large temperature gradients will be absent (e.g, see Figures 4 and 7). For example, when $\partial T / \partial x|_{i+1/2,j} = \partial T / \partial y|_{i,j+1/2} = 0$, Eq. (22) is satisfied for arbitrary heat fluxes $q_{x,i+1/2,j}$ and $q_{y,i,j+1/2}$. In such a case, transverse heat fluxes q_{xy} and q_{yx} can cause heat to flow in the “wrong” direction, causing unphysical oscillations at temperature extrema. However, this unphysical behavior occurs only for a few time steps, after which the oscillations are damped. The result is that the overshoots are not as pronounced and quickly decay with time, unlike in the asymmetric and symmetric methods (see Figures 6 & 7). Although temperature extrema can be accentuated by the entropy limited method, early on one can choose sufficiently small time steps to ensure that temperature does not become negative; this is equivalent to saying that the entropy limited method will not give overshoots at late times (see Figure 7 and Tables 1-4). This trick will not work for the centered symmetric and asymmetric methods where temperatures can be negative even at late times (see Figure 7).

To guarantee that temperature extrema are not amplified, in addition to entropy limiting at all points, one can also use slope limiting of transverse temperature gradients at extrema. This results in a method that does not amplify the extrema, but is more diffusive compared to just entropy limiting (see Figure 9). Because of the simplicity of slope limited methods and their desirable mathematical properties (discussed in the next section), they are preferred over the cumbersome entropy limited methods.

6. Mathematical properties

In this section we prove that the slope limited fluxes satisfy the physical requirement that temperature extrema are not amplified. Also discussed are global and local properties related to the entropy-like condition $\dot{s}^* = -\vec{q} \cdot \vec{\nabla} T \geq 0$.

6.1. Behavior at temperature extrema

Slope limiting of both asymmetric and symmetric methods guarantees that temperature extrema are not amplified further, i.e., the maximum temperature does not increase and the minimum temperature does not decrease, as required physically. This ensures that the temperature is always positive and numerical problems because of imaginary sound speed do not arise. The normal heat flux in the asymmetric method ($-\bar{n}\chi b_x^2 \partial T / \partial x$) and the $L2$ limited normal heat flux term in the symmetric method (Eqs. 19 and 20) allows the heat to flow only from higher to lower temperatures. Thus the terms responsible for unphysical behavior at temperature extrema are the transverse heat fluxes q_{xy} and q_{yx} . Slope limiters ensure that the transverse heat terms vanish at extrema and heat flows down the temperature gradient at those grid points.

The operator $L(L(a,b), L(c,d))$, where L is a slope limiter like minmod, van Leer, or MC, is symmetric with respect to all its arguments, and hence can be written as $L(a,b,c,d)$. For the slope limiters considered here (minmod, van Leer, and MC), $L(a,b,c,d)$ vanishes unless all four arguments a, b, c, d have the same sign. At a local temperature extremum (say at (i,j)), the x - (and y -) face-centered slopes $\partial T / \partial y|_{i,j+1/2}$ and $\partial T / \partial y|_{i,j-1/2}$ (and $\partial T / \partial x|_{i+1/2,j}$ and $\partial T / \partial x|_{i-1/2,j}$) are of opposite signs, or at least one of them is zero. This ensures that the slope limited transverse temperature gradients ($\overline{\partial T / \partial y}$ and $\overline{\partial T / \partial x}$) vanish (from Eq. 17). Thus, the heat fluxes are $q_{x,i\pm 1/2,j} = -\bar{n}\chi b_x^2 \partial T / \partial x|_{i\pm 1/2,j}$ and $q_{y,i,j\pm 1/2} = -\bar{n}\chi b_y^2 \partial T / \partial y|_{i,j\pm 1/2}$ at

the temperature extrema, which are always down the temperature gradient. This ensures that temperature never decreases (increases) at a temperature minimum (maximum), and negative temperatures are avoided.

6.2. *The entropy-like condition, $\dot{s}^* = -\vec{q} \cdot \vec{\nabla}T \geq 0$*

If the number density n remains constant in time, then multiplying Eq. (1) with T and integrating over all space gives

$$\begin{aligned} \frac{1}{(\gamma-1)} \frac{\partial}{\partial t} \int nT^2 dV &= - \int T \vec{\nabla} \cdot \vec{q} dV = \int \vec{q} \cdot \vec{\nabla}T dV \\ &= - \int n\chi |\nabla_{\parallel}T|^2 dV \leq 0, \end{aligned} \quad (23)$$

assuming that the surface contributions vanish. This analytic constraint implies that volume averaged temperature fluctuations cannot increase in time. Locally it gives the entropy-like condition $\dot{s}^* = -\vec{q} \cdot \vec{\nabla}T \geq 0$, implying that heat always flows from higher to lower temperatures.

Ref. [6] has shown that the symmetric method satisfies $\dot{s}^* = -\vec{q} \cdot \vec{\nabla}T \geq 0$ at cell corners. The entropy-like function \dot{s}^* evaluated at $(i+1/2, j+1/2)$ with the symmetric method is

$$\dot{s}_{i+1/2, j+1/2}^* = -q_{x, i+1/2, j+1/2} \left. \frac{\overline{\partial T}}{\partial x} \right|_{i+1/2, j+1/2} - q_{y, i+1/2, j+1/2} \left. \frac{\overline{\partial T}}{\partial y} \right|_{i+1/2, j+1/2}. \quad (24)$$

Using the symmetric heat fluxes (Eq. 9) the entropy-like function becomes,

$$\begin{aligned} \dot{s}^* &= \overline{n\chi b_x^2} \left| \frac{\overline{\partial T}}{\partial x} \right|^2 + \overline{n\chi b_y^2} \left| \frac{\overline{\partial T}}{\partial y} \right|^2 + 2\overline{n\chi b_x b_y} \frac{\overline{\partial T}}{\partial x} \frac{\overline{\partial T}}{\partial y}, \\ &= \overline{n\chi} \left[\overline{b_x \frac{\partial T}{\partial x}} + \overline{b_y \frac{\partial T}{\partial y}} \right]^2 \geq 0, \end{aligned} \quad (25)$$

and integration over the whole space implies Eq. (23). Although the entropy-like condition is satisfied by the symmetric method at grid corners (both locally and globally), this condition is not sufficient to guarantee positivity of temperature at cell centers, as we demonstrate in §3.2. Also notice that the modification of the symmetric method to satisfy the entropy-like condition at face pairs (see §5) does not cure the problem of negative temperatures (see Figure 4). Thus, a method which satisfies the entropy-like condition ($\dot{s}^* = -\vec{q} \cdot \vec{\nabla}T \geq 0$) interpolated at some point does not necessarily satisfy it everywhere, implying that unphysical oscillations in the presence of large temperature gradients may arise even if the interpolated entropy-like condition holds.

With an appropriate interpolation, the asymmetric method and the slope limited asymmetric methods can be modified to satisfy the global entropy-like condition $\dot{S}^* = - \int \vec{q} \cdot \vec{\nabla}T dV/V \geq 0$. Consider

$$\dot{S}^* = \frac{-1}{N_x N_y} \sum_{i,j} \left[q_{x, i+1/2, j} \left. \frac{\partial T}{\partial x} \right|_{i+1/2, j} + q_{y, i, j+1/2} \left. \frac{\partial T}{\partial y} \right|_{i, j+1/2} \right], \quad (26)$$

where N_x and N_y are the number of grid points in each direction. Substituting the form of asymmetric heat fluxes,

$$\begin{aligned} \dot{S}^* &= \frac{1}{N_x N_y} \sum_{i,j} \left[\left(\overline{n\chi b_x^2} \left| \frac{\partial T}{\partial x} \right|^2 \right)_{i+1/2, j} + \left(\overline{n\chi b_y^2} \left| \frac{\partial T}{\partial y} \right|^2 \right)_{i, j+1/2} \right. \\ &\quad \left. + \left(\overline{n\chi b_x b_y} \frac{\partial T}{\partial y} \right)_{i+1/2, j} \frac{\partial T}{\partial x} \Big|_{i+1/2, j} + \left(\overline{n\chi b_x b_y} \frac{\partial T}{\partial x} \right)_{i, j+1/2} \frac{\partial T}{\partial y} \Big|_{i, j+1/2} \right], \end{aligned} \quad (27)$$

where overlines represent appropriate interpolations. We define

$$G_{x,i+1/2,j} = \sqrt{(\overline{n\chi})_{i+1/2,j}} b_{x,i+1/2,j} \left. \frac{\partial T}{\partial x} \right|_{i+1/2,j}, \quad (28)$$

$$G_{y,i,j+1/2} = \sqrt{(\overline{n\chi})_{i,j+1/2}} b_{y,i,j+1/2} \left. \frac{\partial T}{\partial y} \right|_{i,j+1/2}, \quad (29)$$

$$\overline{G}_{y,i+1/2,j} = \overline{\sqrt{n\chi} b_y \left. \frac{\partial T}{\partial y} \right|_{i+1/2,j}}, \quad (30)$$

$$\overline{G}_{x,i,j+1/2} = \overline{\sqrt{n\chi} b_x \left. \frac{\partial T}{\partial x} \right|_{i,j+1/2}}. \quad (31)$$

In terms of G 's, Eq. (27) can be written as

$$\begin{aligned} \dot{S}^* = \frac{1}{N_x N_y} \sum_{i,j} & \left[G_{x,i+1/2,j}^2 + G_{y,i,j+1/2}^2 \right. \\ & \left. + G_{x,i+1/2,j} \overline{G}_{y,i+1/2,j} + \overline{G}_{x,i,j+1/2} G_{y,i,j+1/2} \right]. \end{aligned} \quad (32)$$

A lower bound on \dot{S}^* is obtained by assuming the cross terms to be negative, i.e.,

$$\begin{aligned} \dot{S}^* \geq \frac{1}{N_x N_y} \sum_{i,j} & \left[G_{x,i+1/2,j}^2 + G_{y,i,j+1/2}^2 \right. \\ & \left. - |G_{x,i+1/2,j} \overline{G}_{y,i+1/2,j}| - |\overline{G}_{x,i,j+1/2} G_{y,i,j+1/2}| \right]. \end{aligned} \quad (33)$$

Now define $\overline{G}_{y,i+1/2,j}$ and $\overline{G}_{x,i,j+1/2}$ as follows (the following interpolation is necessary for the proof to hold):

$$\overline{G}_{x,i,j+1/2} = L(G_{x,i+1/2,j}, G_{x,i-1/2,j}, G_{x,i+1/2,j+1}, G_{x,i-1/2,j+1}), \quad (34)$$

$$\overline{G}_{y,i+1/2,j} = L(G_{y,i,j+1/2}, G_{y,i,j-1/2}, G_{y,i+1,j+1/2}, G_{y,i+1,j-1/2}), \quad (35)$$

where L is an arithmetic average (as in centered asymmetric method) or a slope limiter (e.g., minmod, van Leer, or MC) which satisfies the property that $|L(a, b, c, d)| \leq (|a| + |b| + |c| + |d|)/4$. Thus,

$$\begin{aligned} \dot{S}^* \geq \frac{1}{N_x N_y} \sum_{i,j} & G_{x,i+1/2,j}^2 + G_{y,i,j+1/2}^2 - \frac{1}{4} \left[|G_{x,i+1/2,j} G_{y,i,j+1/2}| \right. \\ & + |G_{x,i+1/2,j} G_{y,i,j-1/2}| + |G_{x,i+1/2,j} G_{y,i+1,j+1/2}| + |G_{x,i+1/2,j} G_{y,i+1,j-1/2}| \\ & + |G_{y,i,j+1/2} G_{x,i+1/2,j}| + |G_{y,i,j+1/2} G_{x,i-1/2,j}| + |G_{y,i,j+1/2} G_{x,i+1/2,j+1}| \\ & \left. + |G_{y,i,j+1/2} G_{x,i-1/2,j+1}| \right]. \end{aligned} \quad (36)$$

Shifting the dummy indices and combining various terms give,

$$\begin{aligned} \dot{S}^* \geq \frac{1}{N_x N_y} \sum_{i,j} & G_{x,i+1/2,j}^2 + G_{y,i,j+1/2}^2 - \frac{1}{2} \left[|G_{x,i+1/2,j} G_{y,i,j+1/2}| \right. \\ & + |G_{x,i+1/2,j} G_{y,i,j-1/2}| + |G_{x,i+1/2,j} G_{y,i+1,j+1/2}| + |G_{x,i+1/2,j} G_{y,i+1,j-1/2}| \\ & = \frac{1}{4N_x N_y} \sum_{i,j} \left[(|G_{x,i+1/2,j}| - |G_{y,i,j+1/2}|)^2 + (|G_{x,i+1/2,j}| - |G_{y,i,j-1/2}|)^2 \right. \\ & \left. + (|G_{x,i+1/2,j}| - |G_{y,i+1,j+1/2}|)^2 + (|G_{x,i+1/2,j}| - |G_{y,i+1,j-1/2}|)^2 \right] \\ & \geq 0. \end{aligned} \quad (37)$$

Thus, an appropriate interpolation for the asymmetric and the slope limited asymmetric methods results in a scheme that satisfies the global entropy-like condition. A variation of this proof can be used to prove the

global entropy condition $\dot{S} \geq 0$ by multiplying Eq. (1) with $1/T$ instead of T (see Appendix A), although the form of interpolation would need to be modified slightly. It is comforting that introducing a limiter to the asymmetric method does not break the global entropy-like condition. However, it is important to remember that the entropy-like (or entropy) condition satisfied at some point does not guarantee a local heat flow in the correct direction; thus it is necessary to use slope limiters at temperature extrema to avoid temperature oscillations.

7. Further tests

We use test problems discussed in [10] and [15] to compare different methods. The first test problem (taken from [10]) initializes a hot patch in circular field lines; ideally the hot patch should diffuse only along the field lines, but perpendicular numerical diffusion causes some cross-field thermal conduction. Unlike the limited methods, both asymmetric and symmetric methods show temperature oscillations at the temperature discontinuity. The second test problem (from [15]) includes a source term and an explicit perpendicular diffusion coefficient (χ_{\perp}). The steady state temperature gives a measure of the perpendicular numerical diffusion $\chi_{\perp, \text{num}}$.

7.1. Diffusion of a hot patch in circular magnetic field

The circular diffusion test problem was proposed in [10]. A hot patch surrounded by a cooler background is initialized in circular field lines; the temperature drops discontinuously across the patch boundary. At late times, we expect the temperature to become uniform (and higher) in a ring along the magnetic field lines. The computational domain is a $[-1, 1] \times [-1, 1]$ Cartesian box. The initial temperature distribution is given by

$$\begin{aligned} T &= 12 && \text{if } 0.5 < r < 0.7 \text{ and } \frac{11}{12}\pi < \theta < \frac{13}{12}\pi, \\ &= 10 && \text{otherwise,} \end{aligned} \tag{38}$$

where $r = \sqrt{x^2 + y^2}$ and $\tan \theta = y/x$. Fixed circular magnetic field lines centered at the origin are initialized and number density (n) is set to unity. Reflective boundary conditions are used for temperature; magnetic field and conduction vanishes outside $r = 1$. The parallel conduction coefficient $\chi = 0.01$; there is no explicit perpendicular diffusion ($\chi_{\perp} = 0$). We evolve the anisotropic conduction equation (3) till time = 200, by when we expect the temperature to be almost uniform along the circular ring $0.5 < r < 0.7$. In steady state (at late times), energy conservation implies that the ring temperature should be 10.1667, while the temperature outside the ring should be maintained at 10.

Figure 6 shows the temperature distribution for different methods at time=200. All methods result in a higher temperature in the annulus $r \in [0.5, 0.7]$. The limited schemes show larger perpendicular diffusion (see Tables 1-4 which give errors, minimum and maximum temperatures, and numerical perpendicular diffusion at time=200; also see Figure 8) compared to the symmetric and asymmetric schemes. The perpendicular numerical diffusion ($\chi_{\perp, \text{num}}$) scales with the parallel diffusion coefficient χ for all methods. Notice that for Sovinec's test problem (discussed in the next section) where temperature is smooth and an explicit χ_{\perp} is present, perpendicular numerical diffusion for the symmetric method does not increase with increasing χ_{\parallel} .

The minmod limiter is much more diffusive than van Leer and MC limiters. Both symmetric and asymmetric methods give a minimum temperature below the initial minimum of 10, even at late times. At late times the symmetric method gives a temperature profile full of non-monotonic oscillations (Figure 6). Although the slope limited fluxes are more diffusive than the symmetric and asymmetric methods, they never show undershoots below the minimum temperature. The entropy limited symmetric method gives temperature undershoots at early times which are damped quickly, and the minimum temperature is still 10 at late times (see Tables 1-4 & Figure 7). Entropy limiting combined with a slope limiter at temperature extrema behaves similar to the slope limiter based schemes.

Method	L1 error	L2 error	L ∞ error	T _{max}	T _{min}	$\chi_{\perp,\text{num}}/\chi_{\parallel}$
asymmetric	0.0324	0.0459	0.0995	10.0926	9.9744	0.0077
asymmetric minmod	0.0471	0.0627	0.1195	10.0410	10	0.0486
asymmetric MC	0.0358	0.0509	0.1051	10.0708	10	0.0127
asymmetric van Leer	0.0426	0.0574	0.1194	10.0519	10	0.0238
symmetric	0.0114	0.0252	0.1425	10.2190	9.9544	0.00028
symmetric entropy	0.0333	0.0477	0.0997	10.0754	10	0.0088
symmetric entropy extrema	0.0341	0.0487	0.1010	10.0751	10	0.0101
symmetric minmod	0.0475	0.0629	0.1322	10.0406	10	0.0490
symmetric MC	0.0289	0.0453	0.0872	10.0888	10	0.0072
symmetric van Leer	0.0438	0.0585	0.1228	10.0519	10	0.0238

Table 1. Diffusion in circular field lines: 50×50 grid
The errors are based on the assumption that the initial hot patch has diffused to a uniform temperature ($T = 10.1667$) in the ring $0.5 < r < 0.7$, and $T = 10$ outside it.

Method	L1 error	L2 error	L ∞ error	T _{max}	T _{min}	$\chi_{\perp, \text{num}}/\chi_{\parallel}$
asymmetric	0.0256	0.0372	0.0962	10.1240	9.9859	0.0030
asymmetric minmod	0.0468	0.0616	0.1267	10.0439	10	0.0306
asymmetric MC	0.0261	0.0405	0.0907	10.1029	10	0.0040
asymmetric van Leer	0.0358	0.0502	0.1002	10.0741	10	0.0971
symmetric	0.0079	0.0173	0.1206	10.2276	9.9499	4.1×10^{-5}
symmetric entropy	0.0285	0.0420	0.0881	10.0961	10	0.0042
symmetric entropy extrema	0.0291	0.0425	0.0933	10.0941	10	0.0041
symmetric minmod	0.0471	0.0618	0.1275	10.0433	10	0.0305
symmetric MC	0.0123	0.0252	0.1133	10.1406	10	0.00084
symmetric van Leer	0.0374	0.0514	0.1038	10.0697	10	0.0104

Table 2. Diffusion in circular field lines: 100×100 grid

Method	L1 error	L2 error	L ∞ error	T _{max}	T _{min}	$\chi_{\perp,\text{num}}/\chi_{\parallel}$
asymmetric	0.0165	0.0281	0.0949	10.1565	9.9878	0.0012
asymmetric minmod	0.0441	0.0585	0.1214	10.0511	10	0.0191
asymmetric MC	0.0161	0.0289	0.0930	10.1397	10	0.0015
asymmetric van Leer	0.0264	0.0407	0.0928	10.1006	10	0.0035
symmetric	0.0052	0.0132	0.1125	10.2216	9.9509	1.9×10^{-5}
symmetric entropy	0.0256	0.0385	0.0959	10.1103	10	0.0032
symmetric entropy extrema	0.0260	0.0391	0.0954	10.1074	10	0.0032
symmetric minmod	0.0444	0.0588	0.1219	10.0503	10	0.0192
symmetric MC	0.0053	0.0160	0.0895	10.1676	10	0.0002
symmetric van Leer	0.0281	0.0426	0.0901	10.0952	10	0.0038

Table 3. Diffusion in circular field lines: 200×200 grid

Method	L1 error	L2 error	L ∞ error	T _{max}	T _{min}	$\chi_{\perp,\text{num}}/\chi_{\parallel}$
asymmetric	0.0118	0.0234	0.0866	10.1810	9.9898	5.9×10^{-4}
asymmetric minmod	0.0399	0.0539	0.1120	10.0629	10	0.0115
asymmetric MC	0.0102	0.0230	0.0894	10.1708	10	6.8×10^{-4}
asymmetric van Leer	0.0167	0.0290	0.1000	10.1321	10	0.0013
symmetric	0.0033	0.0104	0.1112	10.2196	9.9504	8.4×10^{-6}
symmetric entropy	0.0252	0.0384	0.0969	10.1144	10	0.0027
symmetric entropy extrema	0.0253	0.0383	0.0958	10.1135	10	0.0026
symmetric minmod	0.0401	0.0541	0.1124	10.0622	10	0.0116
symmetric MC	0.0032	0.0122	0.0896	10.1698	10	6.5×10^{-5}
symmetric van Leer	0.0182	0.0307	0.1026	10.1260	10	0.0013

Table 4. Diffusion in circular field lines: 400×400 grid

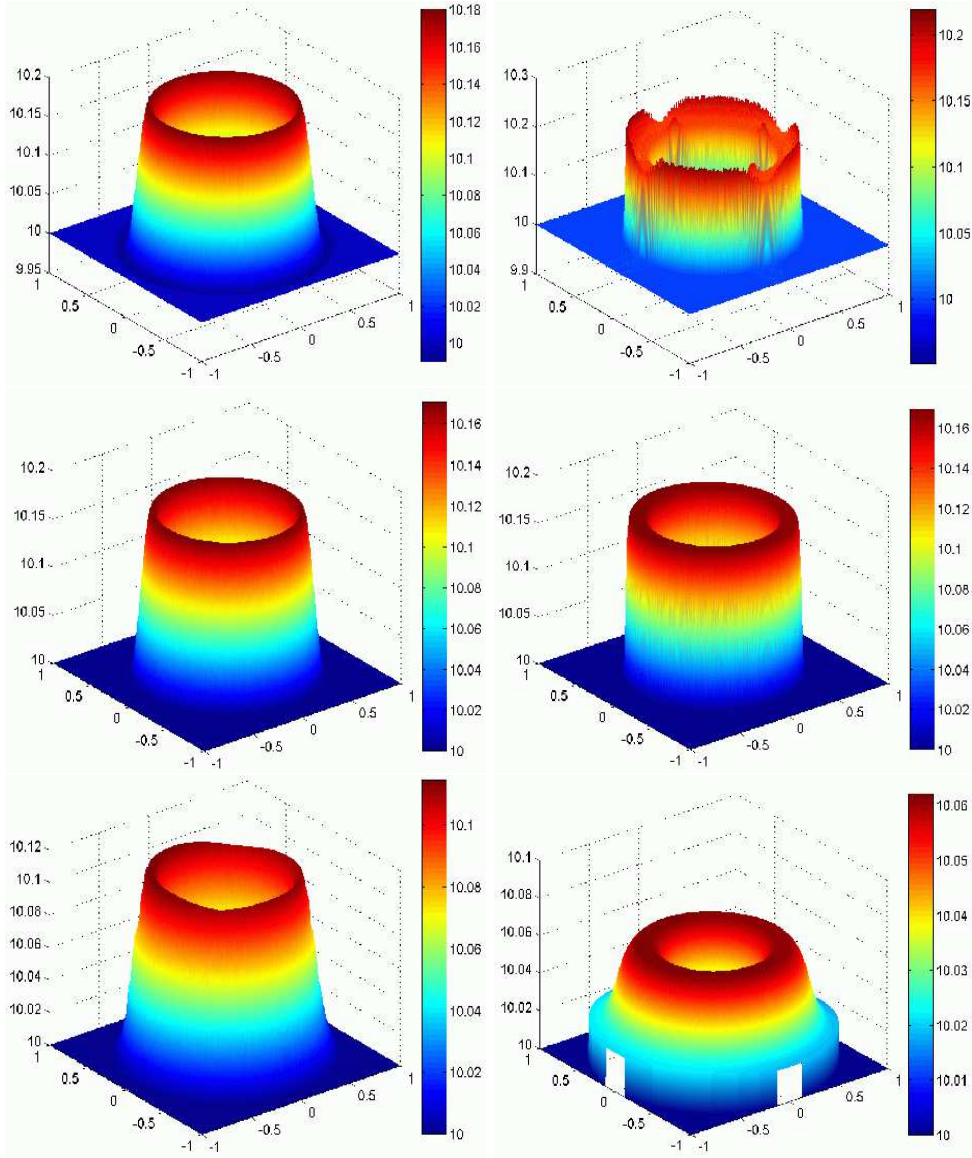


Fig. 6. The temperature at $t = 200$ for different methods initialized with the ring diffusion problem on a 400×400 grid. Shown from left to right and top to bottom are the temperatures for: asymmetric, symmetric, asymmetric-MC, symmetric-MC, entropy limited symmetric, and minmod methods. Both asymmetric and symmetric methods give temperatures below 10 (the initial minimum temperature) at late times. The result with a minmod limiter is very diffusive. The slope limited symmetric method is less diffusive than the slope limited asymmetric method. Entropy limited method does not show non-monotonic behavior at late times, but is diffusive compared to the better slope limited methods.

Strictly speaking, a hot ring surrounded by a cold background is not a steady solution for the ring diffusion problem. Temperature in the ring will diffuse in the perpendicular direction (because of perpendicular numerical diffusion, although very slowly) until the whole box is at a constant temperature. A rough estimate for time averaged perpendicular numerical diffusion $\langle \chi_{\perp, \text{num}} \rangle$ follows from Eq. (1),

$$\langle \chi_{\perp, \text{num}} \rangle = \frac{\int (T_f - T_i) dV}{\int dt (\int \nabla^2 T dV)}, \quad (39)$$

where the space integral is taken over the hot ring $0.5 < r < 0.7$, and T_i and T_f are the initial and final temperature distributions in the ring. Figure 8 plots the numerical perpendicular diffusion (using Eq. 39) for

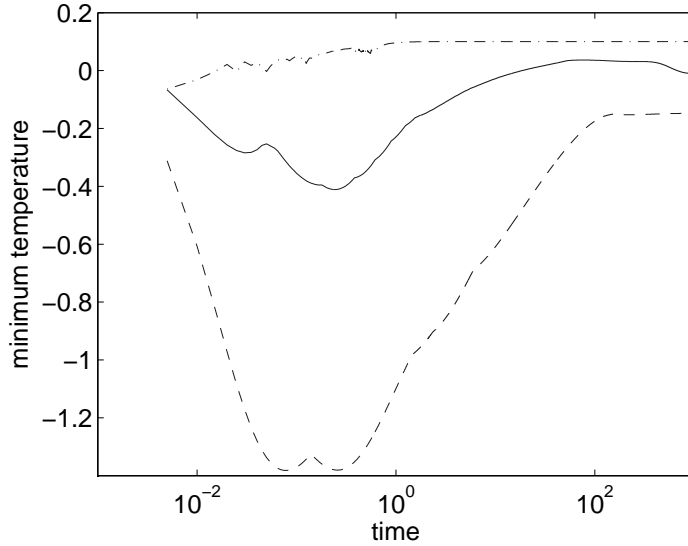


Fig. 7. Minimum temperature over the whole box as a function of time for the ring diffusion test problem: symmetric (dashed line), asymmetric (solid line), and entropy limited symmetric (dot dashed line) methods are shown. Initially the temperature of the hot patch is 10 and the background is at 0.1. Both asymmetric and symmetric methods result in negative temperature, even at late times. The non-monotonic behavior with the entropy limited method is considerably less pronounced; the minimum temperature quickly becomes equal to the initial minimum 0.1. The slope limited heat fluxes maintain the minimum temperature at 0.1 at all times, as required physically.

the ring diffusion problem at different resolutions (see Tables 1-4). The estimates for perpendicular diffusion agree roughly with the more accurate calculations using Sovinec’s test problem described in the next section (compare Figures 8 & 9); as with Sovinec’s test, the symmetric method is the least diffusive. Table 5 lists the convergence rate of $\chi_{\perp, \text{num}}$ for the ring diffusion problem evolved with different methods.

Table 5

Asymptotic slopes for convergence of $\chi_{\perp, \text{num}}$ in the ring diffusion test problem	
Method	slope
asymmetric	1.066
asymmetric minmod	0.741
asymmetric MC	1.142
asymmetric van Leer	1.479
symmetric	1.181
symmetric entropy	0.220
symmetric entropy extrema	0.282
symmetric minmod	0.735
symmetric MC	1.636
symmetric van Leer	1.587

To study the very long time behavior of different methods (in particular to check whether the symmetric and asymmetric methods give negative temperatures even at very late times) we initialize the same problem with the hot patch at 10 and the cooler background at 0.1. Figure 7 shows the minimum temperature with time for the symmetric, asymmetric, and entropy limited symmetric methods; slope limited methods give the correct result for the minimum temperature ($T_{\text{min}} = 0.1$) at all times. With a large temperature contrast, both symmetric and asymmetric methods give negative minimum temperature even at late times. Such points where temperature becomes negative, when coupled with MHD equations, can give numerical

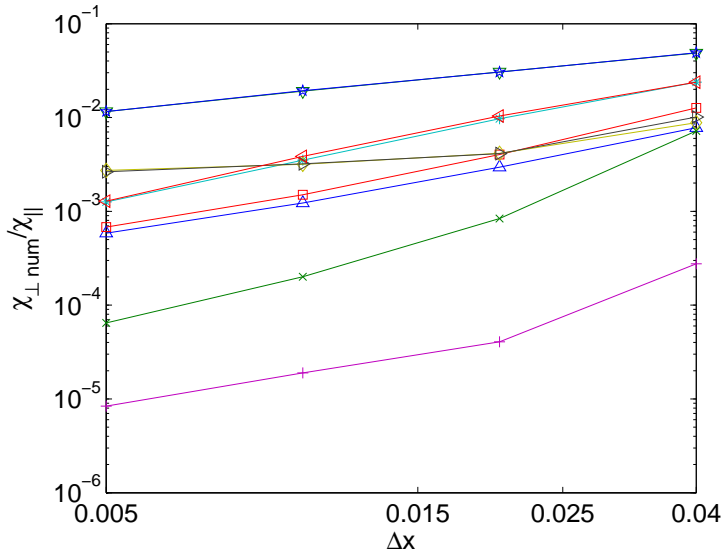


Fig. 8. Convergence of $\chi_{\perp, \text{num}}/\chi_{\parallel}$ as the number of grid points is increased for the ring diffusion problem. The numerical perpendicular diffusion $\chi_{\perp, \text{num}}$ is calculated numerically by measuring the heat diffusing out of the circular ring (Eq. 39). The different schemes are: asymmetric (Δ), asymmetric with minmod (∇), asymmetric with MC (\square), asymmetric with van Leer ($*$), symmetric ($+$), symmetric with entropy limiting (\diamond), symmetric with entropy and extrema limiting (\triangleright), symmetric with minmod (\star), symmetric with MC (\times), and symmetric with van Leer limiter (\triangleleft).

instabilities because of an imaginary sound speed. The minimum temperature with the entropy limited symmetric method shows small undershoots at early times which are damped quickly and the minimum temperature is equal to the initial minimum (0.1) after time=1.

7.2. Convergence studies: measuring $\chi_{\perp, \text{num}}$

We use the steady state test problem described in [15] to measure the perpendicular numerical diffusion coefficient, $\chi_{\perp, \text{num}}$. The computational domain is a unit square $[-0.5, 0.5] \times [-0.5, 0.5]$, with vanishing temperature at the boundaries; number density is set to unity. The source term $Q = 2\pi^2 \cos(\pi x) \cos(\pi y)$ that drives the lowest eigenmode of the temperature distribution is added to Eq. (1). The anisotropic diffusion equation with a source term possesses a steady state solution. The equation that we evolve is

$$\frac{\partial e}{\partial t} = -\vec{\nabla} \cdot \vec{q} + Q. \quad (40)$$

The magnetic field is derived from the flux function of the form $\psi \propto \cos(\pi x) \cos(\pi y)$; this results in concentric field lines centered at the origin. The temperature eigenmode driven by the source function Q is constant along the field lines. The steady state solution for the temperature is $T(x, y) = \chi_{\perp}^{-1} \cos(\pi x) \cos(\pi y)$, independent of χ_{\parallel} . The perpendicular diffusion coefficient χ_{\perp} is chosen to be unity, thus $T^{-1}(0, 0)$ gives a measure of total perpendicular diffusion: the sum of χ_{\perp} (the explicit perpendicular diffusion) and $\chi_{\perp, \text{num}}$ (the perpendicular numerical diffusion).

To account for $\chi_{\perp, \text{num}}$ due to the errors in discretization of the parallel diffusion operator, we calculate $\chi_{\perp, \text{num}} = |T^{-1}(0, 0) - T_{\text{iso}}^{-1}(0, 0)|$, where $T_{\text{iso}}(0, 0)$ is the central temperature calculated by the discretized equations at the same resolution in the isotropic limit $\chi_{\parallel} = \chi_{\perp}$. The convention that we use is slightly different (and more accurate) than that used in previous work, $\chi_{\perp, \text{num}} = |T^{-1}(0, 0) - 1|$, which effectively assumed that isotropic diffusion gives $T_{\text{iso}}(0, 0) = 1$ exactly.

Figure 9 shows the perpendicular numerical diffusivity $\chi_{\perp, \text{num}} = |T^{-1}(0, 0) - T_{\text{iso}}^{-1}(0, 0)|$ for $\chi_{\parallel}/\chi_{\perp} = 10, 100$ using different methods. The perpendicular diffusion ($\chi_{\perp, \text{num}}$) for all methods except the symmetric method increases linearly with χ_{\parallel} . This property has been emphasized by [6] to motivate the use of symmetric

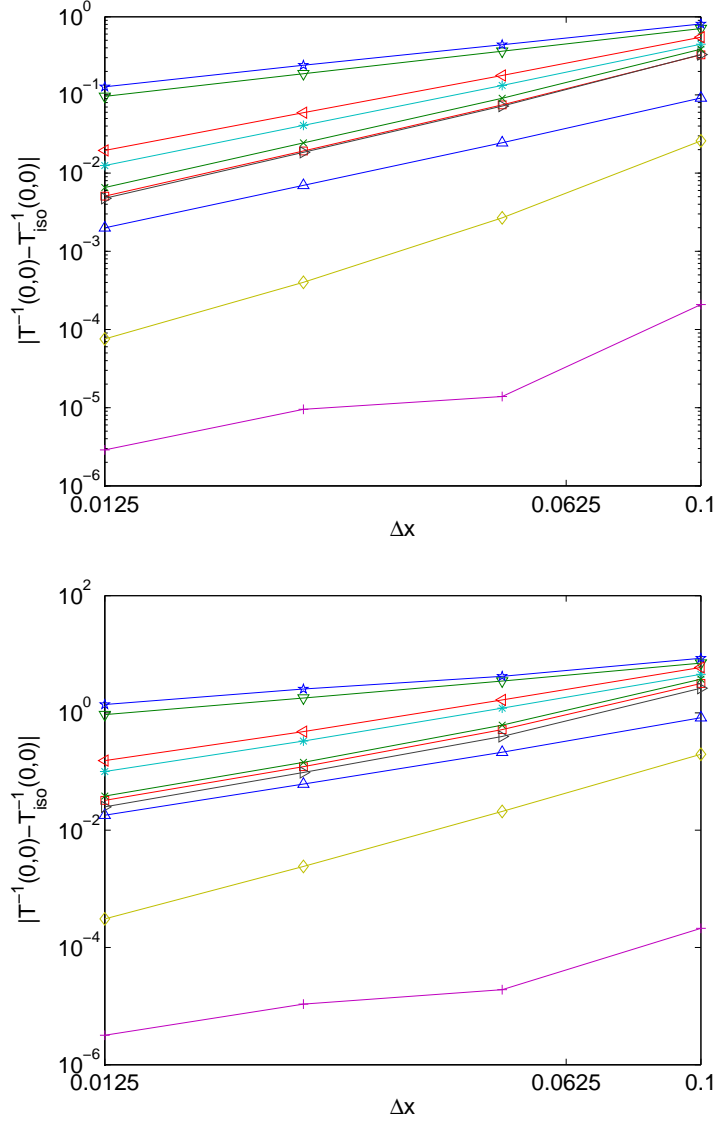


Fig. 9. A measure of perpendicular numerical diffusion $\chi_{\perp, \text{num}} = |T^{-1}(0,0) - T_{\text{iso}}^{-1}(0,0)|$ for $\chi_{\parallel}/\chi_{\perp} = 10$ (top) and $\chi_{\parallel}/\chi_{\perp} = 100$ (bottom), using different methods. The different schemes are: asymmetric (Δ), asymmetric with minmod (∇), asymmetric with MC (\square), asymmetric with van Leer ($*$), symmetric ($+$), symmetric with entropy limiting (\diamond), symmetric with entropy and extrema limiting (\triangleright), symmetric with minmod (\star), symmetric with MC (\times), and symmetric with van Leer limiter (\triangleleft). The numerical diffusion scales with χ_{\parallel} for all methods except the symmetric differencing [6].

differencing for fusion applications, which require the perpendicular numerical diffusion to be small for $\chi_{\parallel}/\chi_{\perp} \sim 10^9$. The slope limited methods (with a reasonable resolution) are not suitable for the applications which require $\chi_{\parallel}/\chi_{\perp} \gg 10^4$; this rules out the fusion applications mentioned in [6,15]. However, only the slope limited methods give physically appropriate behavior at temperature extrema, thereby avoiding negative temperatures in presence of sharp temperature gradients. The error (perpendicular numerical diffusion, $\chi_{\perp, \text{num}} = |T^{-1}(0,0) - T_{\text{iso}}^{-1}(0,0)|$) for most methods except the ones based on minmod limiter, show a roughly second order convergence (see Table 6).

Table 6

Asymptotic slopes for convergence of error $\chi_{\perp, \text{num}} = |T^{-1}(0, 0) - T_{\text{iso}}^{-1}(0, 0)|$

Method	$\chi_{\parallel}/\chi_{\perp} = 10$	$\chi_{\parallel}/\chi_{\perp} = 100$
asymmetric	1.802	1.770
asymmetric minmod	0.9674	0.9406
asymmetric MC	1.9185	1.9076
asymmetric van Leer	1.706	1.728
symmetric	1.726	1.762
symmetric entropy	2.407	2.966
symmetric entropy extrema	1.949	1.953
symmetric minmod	0.9155	0.8761
symmetric MC	1.896	1.9049
symmetric van Leer	1.6041	1.6440

8. Conclusions

It is shown that simple centered differencing of anisotropic conduction can result in negative temperatures in the presence of large temperature gradients. We present simple test problems where asymmetric and symmetric methods give heat flowing from lower to higher temperatures, leading to negative temperatures at some grid points. Negative temperature results in numerical instabilities, as the sound speed becomes imaginary. Numerical schemes based on slope limiters are proposed to solve this problem.

The methods developed here will be useful in numerical studies of hot, dilute, anisotropic astrophysical plasmas [10,14], where large temperature gradients may be common. Anisotropic conduction can play a crucial role in determining the global structure of hot, non-radiative accretion flows (e.g., [1,10,14]). Therefore, it will be useful to extend ideal MHD codes used in previous global numerical studies (e.g., [18]) to include anisotropic conduction. Slope limiting methods that prevent negative temperature can be particularly helpful in global disk simulations where there are huge temperature gradients that occur between a hot, dilute corona and the cold, dense disk. The slope limited method with an MC limiter appears to be the most accurate method that does not result in unphysical behavior with large temperature gradients (see Figures 6 & 8). While we have tried a number of possible variations other than the ones described here, there might be ways to further improve these algorithms. Future work might explore other combinations of limiters, or limiters on combined fluxes instead of limiting the normal and transverse components independently, or might explore using higher-order information to reduce the effects of limiters near extrema while preserving physical behavior.

Although the slope and entropy limited methods in the present form are not suitable for fusion applications that require accurate resolution of perpendicular diffusion for huge anisotropy ($\chi_{\parallel}/\chi_{\perp} \sim 10^9$), they are appropriate for astrophysical applications with large temperature gradients. A relatively small anisotropy of thermal conduction may be sufficient to study the effects of anisotropic thermal conduction [10]. The primary advantage of the limited methods is their robustness in presence of large temperature gradients. Apart from the simulations of dilute astrophysical plasmas with large temperature gradients (e.g., magnetized collisionless shocks), monotonicity-preserving methods may find use in diverse fields where anisotropic diffusion is important, e.g., image processing, biological transport, and geological systems.

9. Acknowledgments

Useful discussions with Tom Gardiner, Ian Parrish, and Ravi Samtaney are acknowledged. This work is supported by the US DOE under contract # DE-AC02-76CH03073 and the NASA grant NNH06AD01I.

Appendix A. Entropy condition for an ideal gas

The entropy for an ideal gas is given by $S = nVk \ln(T^{1/(\gamma-1)}/n) + \text{const.}$, where n is the number density, V the volume, T the temperature, and γ the ratio of specific heats ($= 5/3$ for a 3-D mono-atomic gas). The change in entropy that results from adding an amount of heat dQ to a uniform gas is

$$dS = \frac{nVk}{\gamma-1} \frac{dT}{T} = \frac{dQ}{T}.$$

We measure temperature in energy units, so $k = 1$. The rate of change of entropy of a system where number density and temperature can vary in space (density is assumed to be constant in time) is given by

$$\dot{S} \equiv \frac{\partial S}{\partial t} = - \int dV \frac{\vec{\nabla} \cdot \vec{q}}{T} = - \int dV \frac{\vec{q} \cdot \vec{\nabla} T}{T^2} = \int dV n \chi \frac{|\nabla_{\parallel} T|^2}{T^2} \geq 0, \quad (\text{A.1})$$

where we use an anisotropic heat flux, $\vec{q} = -n\chi \vec{b}\vec{b} \cdot \vec{\nabla} T$, and the integral is evaluated over the whole space with the boundary contributions assumed to vanish. The local entropy function defined as $\dot{s} = -\vec{q} \cdot \vec{\nabla} T / T^2$ can be integrated to calculate the rate of change of total entropy of the system.

In the paper we use a related function (the entropy-like function \dot{s}^*) defined as $\dot{s}^* \equiv -\vec{q} \cdot \vec{\nabla} T$ to limit the symmetric methods using face-pairs, and to prove some properties of different anisotropic diffusion schemes. The condition $-\vec{q} \cdot \vec{\nabla} T \geq 0$ ensures that heat always flows from higher to lower temperatures.

References

- [1] S. A. Balbus, Convective and Rotational Stability of a Dilute Plasma, *Astrophys. J.* 562, 909 (2001).
- [2] P. J. Basser & D. K. Jones, Diffusion-Tensor MRI: Theory, Experimental Design, and Data Analysis—A Technical Review, *NMR Biomed.* 15, 456 (2002).
- [3] S. I. Braginskii, *Reviews of Plasma Physics*, Vol. 1, ed. M. A. Leontovich, Consultants Bureau, New York, 1965.
- [4] V. Caselles, J.M. Morel, G. Sapiro, & A. Tannenbaum, Introduction to the Special Issue on Partial Differential Equations and Geometry-Driven Diffusion in Image Processing and Analysis, *IEEE Trans. on Image Processing* 7, 269 (1998).
- [5] Z. Dian-lin et al., Anisotropic Thermal Conductivity of the 2D Single Quasicrystals: $\text{Al}_{65}\text{Ni}_{20}\text{Co}_{15}$ and $\text{Al}_{62}\text{Si}_3\text{Cu}_{20}\text{Co}_{15}$, *Phys. Rev. Lett.* 66, 2778 (1991).
- [6] S. Günter, Q. Yu, J. Kruger, & K. Lackner, Modelling of Heat Transport in Magnetised Plasmas Using Non-Aligned Coordinates, *J. Comput. Phys.* 209, 354 (2005).
- [7] J. Hyman, J. Morel, M. Shashkov, & S. Steinberg, Mimetic Finite Difference Methods for Diffusion Equations, *Computational Geosciences* 6, 333 (2002).
- [8] R. J. Leveque, *Finite Volume Methods for Hyperbolic Problems*, Cambridge Univ. Press, 2002.
- [9] P. Mrázek & M. Navara, Consistent Positive Directional Splitting of Anisotropic Diffusion, *Proc. of Computer Vision Winter Workshop*, Bled, Slovenia, Feb. 7-9, 37 (2001).
- [10] I. J. Parrish & J. M. Stone, Nonlinear Evolution of the Magnetothermal Instability in Two Dimensions, *Astrophys. J.* 633, 334 (2005).
- [11] P. Perona & J. Malik, Scale-Space and Edge Detection Using Anisotropic Diffusion, *IEEE Trans. on Pattern Analysis and Machine Intelligence* 12, 629 (1990).
- [12] R. D. Richtmyer & K. W. Morton, *Difference Methods for Initial-value Problems*, Interscience Publishers, New York, 1967.
- [13] M. Saadatfar & M. Sahimi, Diffusion in Disordered Media With Long-Range Correlations: Anomalous, Fickian, and Superdiffusive Transport and Log-Periodic Oscillations, *Phys. Rev. B* 65, 036116 (2002).
- [14] P. Sharma, G. W. Hammett, E. Quataert & J. M. Stone, Shearing Box Simulations of the MRI in a Collisionless Plasma, *Astrophys. J.* 637, 952 (2006).
- [15] C. R. Sovinec & the NIMROD Team, Nonlinear Magnetohydrodynamics Simulation Using High-Order Finite Elements, *J. Comput. Phys.* 195, 355 (2004).
- [16] T. H. Stix, *Waves in Plasmas*, Amer. Inst. of Phys., New York, 1992.
- [17] J. M. Stone & M. L. Norman, ZEUS-2D: A Radiation Magnetohydrodynamics Code for Astrophysical Flows in Two Space Dimensions. I – The Hydrodynamic Algorithms and Tests, *Astrophys. J. Supp.*, 80, 753 (1992).
- [18] J. M. Stone & J. E. Pringle, Magnetohydrodynamical Non-Radiative Accretion Flows in Two Dimensions, *Monthly Notices of the Royal Astronomical Society* 322, 461 (2001).
- [19] B. van Leer, Towards the Ultimate Conservative Difference Scheme V., A Second Order Sequel to Godunov’s Method, *J. Comput. Phys.* 32, 101 (1979).