

Melting of Branched RNA Molecules

Ralf Bundschuh

Department of Physics, Ohio State University, Columbus, OH 432110-1106

Robijn Bruinsma

The University of California at Los Angeles, Los Angeles, CA 90049

Stability of the branching structure of an RNA molecule is an important condition for its function. In this letter we show that the melting thermodynamics of RNA molecules is very sensitive to their branching geometry for the case of a molecule whose groundstate has the branching geometry of a Cayley Tree and whose pairing interactions are described by the G \bar{o} model. Whereas RNA molecules with a linear geometry melt via a conventional continuous phase transition with classical exponents, molecules with a Cayley Tree geometry are found to have a free energy that *seems* smooth, at least within our precision. Yet, we show analytically that this free energy in fact has a mathematical singularity at the stability limit of the ordered structure. The correlation length appears to diverge on the high-temperature side of this singularity.

PACS numbers: 87.15.Aa, 64.60.Fr, 87.15.Cc, 87.15.Nn

A fundamental principle of statistical mechanics states that phase transitions are not possible for one-dimensional systems unless long-range interactions are present. It thus came as a surprise when Poland and Scheraga (PS) showed [1] that an infinite, linear molecule composed of two flexible polymer strands bound together by a local attractive interaction does undergo a true phase transition at the temperature where the two strands separate. The required long-range correlations are due to the fact that the partition function of a strand separation “bubble” has a power-law dependence on size. The mean bubble size, the correlation length, diverges at the critical point if the transition is continuous [2]. This observation was particularly interesting because that system could be viewed as a simple model for the denaturation of double-stranded B-DNA molecules.

The PS mechanism can be extended to the melting of — more complex — RNA molecules [3]. In a biological context, RNA molecules usually operate in a *single-stranded* mode. This single strand can however bend onto itself so the bases of the strand can self-pair into a pattern of bubbles and “stems” that can be displayed in the form of a tree-like planar graph, the “*secondary structure*” [4]. The minimum-energy secondary structure of a functional RNA molecule plays an important role in its functioning, and can be predicted from the primary sequence of nucleotides [5]. Melting of a minimum-energy secondary structure produces a “molten globule” state with the molecule fluctuating over a range of different secondary structures [6]. Importantly, in this molten globule state, most bases remain paired in contrast to the fully denatured state, which is favored at higher temperatures, with most of bases unpaired. In his pioneering paper of 1968 [7], de Gennes showed that the partition function $G(L)$ of a large RNA molecule fluctuating over *all* possible secondary structures with identical non-specific pairing energies has a power-law dependence on size of the

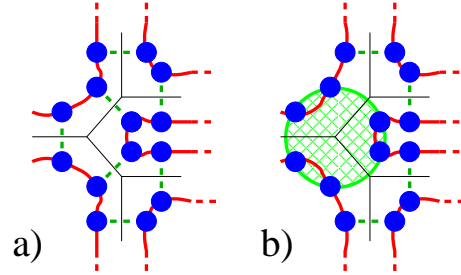


FIG. 1: Single-stranded RNA molecule having a branched secondary structure that follows the outline of a Cayley Tree. Nucleotides are schematically indicated by circles, bonds between nucleotides by a solid line and complementary pairing interactions by dashed lines. a) Groundstate structure with pairing restricted to a complementary “native” pair for each branch of the Cayley Tree. b) In a molten globule bubble (hatched) all possible pairing interactions are permitted.

form $\frac{z_0^L}{L^\theta}$ with $\theta = 3/2$. Bundschuh and Hwa [8] (BH) extended this result to show that if the groundstate of an RNA molecule is a long, linear hairpin stabilized by specific pairing energies then thermal fluctuations in the form of molten-globule bubbles produce a melting thermodynamics that, formally, has the same form as that of the PS model.

Actual RNA secondary structures have a branched, tree-like form, which raises the question how and if the melting thermodynamics of such a form differs from that of a simple hairpin. It is the experience with many statistical mechanics models defined on tree-like geometries without circuits that they exhibit *mean-field* type critical behavior. Since, in the absence of excluded volume interactions, the critical properties of the PS and BH models *already* are of mean-field character, one would expect the free energy of branched secondary structures to exhibit mean-field critical behavior. In this letter we will show that in fact the melting thermodynamics of a particular,

highly branched secondary structure is highly anomalous: the numerically computed free energy *appears* to have no singularity, yet, surprisingly, we can demonstrate analytically that the free energy *does* have a mathematical singularity at a point where the branched groundstate becomes unstable. The correlation length appears to diverge on the high-temperature side of the singularity, yet, on the low-temperature side this singularity is not associated with a divergence of the correlation length.

To demonstrate these claims, we consider an RNA molecule that has the shape of a *Cayley Tree* (see Fig.1). In the groundstate, the single strand traces out the perimeter of the tree, starting and ending at the root of the tree, with each branch of the tree occupied by a single complementary base-pair. The size of the molecule is indexed by the level k of the tree that is related to the total sequence length $N(k)$ of the strand by $N(k) = 2^{k+2} - 2$ bases (a $k = 1$ tree is here a three-armed star with one base-pair per arm). After sequentially numbering the bases of the strand, one can denote this “designed” groundstate by a list $S = \{i_1, j_1\}, \{i_2, j_2\}, \dots, \{i_M, j_M\}$ of complementary pairs. We will assign a specific binding energy $-\tilde{\varepsilon}$ to any pair in this list. Pairing between two bases that do not appear in this list still will be allowed as long as it does not introduce any circuits (or “pseudoknots”) but the associated binding energy $-\varepsilon$ will be assumed to be less attractive than $-\tilde{\varepsilon}$. This definition of the pairing energy, known as a “Gō Model” [9], guarantees that the secondary structure of the groundstate has the shape of a Cayley Tree.

Our strategy to obtain the finite-temperature partition function of the system is to generalize the method of BH for the one-dimensional case by expressing the partition function in the form of a sum over all possible insertions of molten globule bubbles in the ground-state structure. Inserting a bubble into a Cayley Tree is more complex than into a linear structure: a bubble inside the tree can have different numbers of branches attached to it so one has to keep track of different bubble species. We will show elsewhere that, within the Gō model, the partition function of any “designed” secondary structure can be written as a sum over configurations classified according to the size $2n$ of the “accessible” open bubble located at the base of the tree (see Fig.1). Here, n is the number of base pairs of the open bubble. Specifically, the partition function $Z(k)$ can be written as:

$$Z(k) = \sum_{n=0}^{N(k)/2} G(2n)W(k, n). \quad (1)$$

In Eq. (1), $G(M) \approx \frac{z_0^M}{M^\sigma}$ is the partition function of a strand of length M with no specific pairing, i.e. all paired bases have a binding energy $-\varepsilon$ *even if the pair appears in the list S of specific groundstate pairs*. Next, $W(k, n)$ is a *restricted* partition function, i.e., the partition function of a molecule with n accessible bases in the open bubble

at the root, but *not* including the configurations of the open bubble. This restricted partition function can be written as a sum over all possible bubble insertions:

$$W(k, n) = \sum_{S'(n) \subset S} (\tilde{q}q)^{|S'(n)|} \prod_{\{L(S')\}} G(L(S')). \quad (2)$$

Here, $q = \exp(\beta\varepsilon)$ and $\tilde{q} = \exp(\beta\tilde{\varepsilon})$ while $S'(n)$ is any of the subsets of S that is compatible with n base-pairs in the open bubble at the root. The number of specifically paired bases of $S'(n)$ is denoted by $|S'(n)|$. Each term of Eq. (2) represents a secondary structure having $|S'(n)|$ specifically paired bases linked together by a distribution of closed bubbles with sizes $\{L(S')\}$.

Using Eq. (2) one can construct two linked recursion relations. First, cut a tree with restricted partition function $W(k, n)$ into two equal sized sub-trees with level index $k - 1$. The number of accessible base pairs of the two sub-trees together must add to $n - 1$, as we removed one pair by the cutting operation. Because we permit no circuits, the restricted partition function of a level k tree and $n > 0$ can be expressed in terms of a product of the restricted partition functions of two $k - 1$ level sub-trees:

$$W(k, n) = \sum_{m=0}^{n-1} W(k-1, m)W(k-1, n-1-m) \quad (3)$$

with $W(k-1, m) = 0$ if $m > 2^k - 1$. The $n = 0$ case — a tree with no bubble at the root — must be treated separately. Take the first complementary pair at the root of the tree out of the partition function, and then sum over all possible sizes for the bubble that immediately follows this pair (including a bubble of zero size). Now treat *that* bubble as the bubble at the root of a new tree that can again be cut into two equal parts in the same way as before. This leads to a second recursion relation:

$$W(k, n) = (\tilde{q}-q) \sum_{n_1=0}^{2^{k-1}} \sum_{n_2=0}^{2^{k-1}} W(k-1, n_1)W(k-1, n_2)G(2(n_1+n_2)) \quad (4)$$

Equations (3) and (4) together constitute a complete set of recursion relations for $W(k, n)$ that can be solved iteratively. The initial conditions for the recursion relations are $W(1, 0) = (\tilde{q} - q)[1 + 4q + q^2 + 2\tilde{q} + \tilde{q}^2]$, $W(1, 1) = (\tilde{q} - q)^2$, $W(1, 2) = 2(\tilde{q} - q)$, and $W(1, 3) = 1$, as follows by inspection.

We carried out this iteration procedure numerically up to level $k = 19$ for different values of $\tilde{q} = \exp(\beta\tilde{\varepsilon})$ and for fixed $q = 4$. In Fig. 2 we show the second derivative of the free energy per site with respect to \tilde{q} , which effectively correspond to the heat capacity. As one increases the value of k , a maximum develops near \tilde{q} . However, within the numerical precision, the free energy per site does *not* develop a thermodynamic singularity in the large N limit. This must be contrasted with the case where the molecule

has a linear hairpin groundstate, in which case the heat capacity very clearly develops such a singularity for much smaller system sizes (see inset of Fig.2).

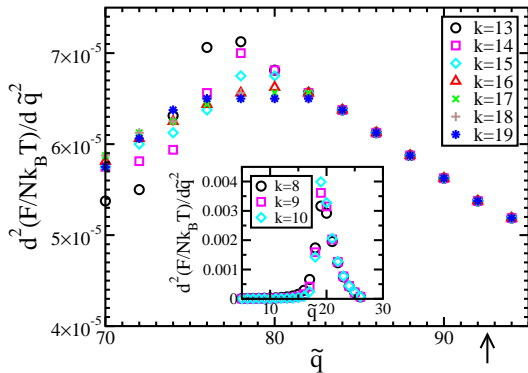


FIG. 2: Second derivative of the free energy with respect to the Boltzmann weight \tilde{q} of specifically paired bases plotted as a function of \tilde{q} for different values of the level k of the Cayley tree groundstate. The free energy was computed numerically from the recursion relations Eqs. (3) and (4) and expressed in units of $Nk_B T$ with N the sequence length of the RNA strand. The arrow denotes the location of the mathematical singularity associated with melting of the root of the Cayley Tree. Inset: same except that the groundstate is a linear hairpin groundstate. A singularity develops near $\tilde{q} = 18.4$.

In order to examine *sub-leading* contributions to the free energy, i.e., terms that are small compared to the leading term proportional to N , we also computed the “pinching free energy”

$$\Delta F(k)/k_B T \equiv \ln Z(k+1) - 2 \ln Z(k) \quad (5)$$

For example, in a molten-globule phase the partition function should have the asymptotic scaling form $a^+ z_0^N / N^{3/2}$ for large N . The pinching free energy $\Delta F(k)/k_B T = \frac{3}{2}(k+2) \ln 2 - \ln a^+$ then would have a *linear* dependence on k , with slope $3/2$. In an ordered phase, the partition function should scale as $a^- z_0^N$ for large N , in which case $\Delta F(k)/k_B T = -\ln a^-$ should be a constant independent of k . Figure 3 shows that, for \tilde{q} values up to 80, $\Delta F(k)$ indeed has a linear dependence on k for large k , with a slope close to $3/2 \ln 2$. This indicates that, for \tilde{q} values below 80, the tree is in the molten-globule phase. Since for the corresponding case of a linear groundstate, the melting point is as low as $\tilde{q}_c = 18.4$ for $q = 4.0$, we are forced to conclude that branching has a powerful *destabilizing* effect on the ordered state.

For smaller k values, the pinching free energy is a constant, which indicates that the ordered groundstate dominates over shorter length scales. The crossover point between the two regimes can be interpreted as a *correlation length* ξ whose physical meaning would be that of the typical size of smaller ordered Cayley Tree type structures imbedded in a larger molten-globule state. The value of ξ increases with \tilde{q} according to Fig.3 and beyond $\tilde{q} = 80$ it exceeds our maximum system size ($N = 10^6$). A fit to

a power-law $\xi \sim (\tilde{q}_c - \tilde{q})^{-\nu}$ produces a correlation length exponent $\nu \approx 2.1$ and a critical $\tilde{q}_c \approx 80$.

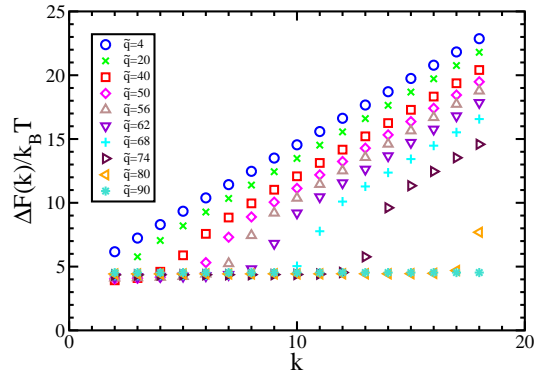


FIG. 3: Numerically computed “pinching” free energy $\Delta F(k)$ (see Eq. (5)) versus the level k of the Cayley Tree. For \tilde{q} larger than 90, $\Delta F(k)/k_B T$ is independent of k , consistent with the ordered groundstate. For \tilde{q} less than then 20, $\Delta F(k)/k_B T$ can be fitted by the relation $\Delta F(k)/k_B T \approx (k+2) \ln 2 - \ln a^+$ for the molten globule state. The cross-over point between these two regimes for intermediate values of \tilde{q} marks the size of the ordered, correlated regions in the molten globule state. For \tilde{q} above 80, the size of the correlated regions exceeds the system size.

Can we really be sure that there *is* a thermodynamically stable, ordered phase at low but finite temperatures or might the groundstate only appear at $T = 0$? In the ordered phase, the restricted partition function would be expected to scale as $W(N, n) \sim w(n) z_0^N$ asymptotically for large N . Here, $w(n)$ is the fraction of configurations that have an open bubble at the root of size n . If we insert this Ansatz into the recursion relation Eq. (3), we obtain the following fixed-point condition:

$$w(n) = \sum_{m=0}^{n-1} w(m) w(n-1-m) \quad (6)$$

This equation can be solved by applying the discrete Laplace Transform $\hat{w}(z) \equiv \sum_{m=0}^{\infty} w(m) z^{-m}$. The solution $\hat{w} = \frac{z}{2} - \sqrt{\frac{z^2}{4} - z w(0)}$ has a branch-cut starting at $z = 1/4w(0)$, with $w(0)$ an undetermined constant. After applying an inverse Laplace Transform, one finds that $w(n)$ actually has the same scaling form as the partition function of a molten globule:

$$w(n) \approx \frac{\exp[-n \ln(1/4w(0))]}{n^{3/2}} \quad (7)$$

However, the mathematical origin of the $n^{-3/2}$ factor is here a combinatorial factor that reflects the different ways one can partition the open bubble between the two sub-trees. We may interpret $\xi \sim 1/\ln(1/4w(0))$ as the characteristic size of a molten globule bubble at the root of the tree in the ordered phase. Numerical iteration of the recursion relations for $W(k, n)$ for $\tilde{q} = 150$ and

$q = 4$ were found to be consistent with Eq. (7). If one uses $W(N, n) \approx w(n)z_0^N$ in the remaining recursion relation Eq. (4), with Eq. (6), one obtains the following self-consistency relation for the unknown $w(0)$:

$$w(0) = \frac{\tilde{q} - q}{2\pi i} \oint \frac{1}{z} \widehat{G}(z) \widehat{w}(1/z)^2 dz \quad (8)$$

Here, $\widehat{G}(z)$ is the discrete Laplace Transform of $G(L)$ [10], which has a branch-cut that terminates at $z = (1+2\sqrt{q})^2$. The integration contour in Eq. (8) must run inside an annulus in the complex plane that surrounds the origin passing the real axis *outside* the branch-cut of $\widehat{G}(z)$ that terminates at $(1+2\sqrt{q})^2$ but *inside* the branch-cut of $\widehat{w}(1/z)$ that starts at $z = 1/4w(0)$. That means that the contour integral can only be carried out as long as

$$w(0) \leq \frac{1}{4(1+2\sqrt{q})^2} \quad (9)$$

The partition function develops a mathematical singularity when the two branch cuts merge, i.e., when Eq. (9) reduces to an equality. At that point, the partition $w(n) \approx \frac{[1/4w(0)]^n}{n^{3/2}}$ of the root bubble has the same form as the partition $G(n) \approx \frac{(1+2\sqrt{q})^{2n}}{n^{3/2}}$ for a molten globule of the same size. We can identify $w(0) = \frac{1}{4(1+2\sqrt{q})^2}$ as the stability limit of the groundstate. Note that the (low temperature) correlation length $\xi \sim 1/\ln(1/4w(0))$ cannot diverge at the stability limit. The critical value \tilde{q}_c for \tilde{q} at the stability limited is now easily obtained by noting that $w(0)$ is small compared to one. Expanding the argument of the contour integral in powers of $w(0)$ leads to:

$$(\tilde{q}-q)^{-1} \approx w(0) + 2(1+q)w(0)^2 + 5(1+6q+2q^2)w(0)^3 + \dots \quad (10)$$

If Eq. (10) is combined with $w(0) = \frac{1}{4(1+2\sqrt{q})^2}$ one finds that for $q = 4$, the singularity is at $\tilde{q} \approx 92.6$.

Surprisingly, the numerically computed free energy per site shown in Fig. 2 exhibits no singular dependence on \tilde{q} in that range. This is not inconsistent because $w(n)$ only contributes a sub-leading term to the total free energy. On the other hand, the correlation length obtained from the pinching free energy appears to diverge near \tilde{q}_c . We encountered however strong *finite-size effects* in the numerical solution of the recursion relations for \tilde{q} values in the range between 80 and 90 which make it difficult to numerically explore the critical properties in more detail. In addition, over that range of \tilde{q} values, our fixed-point scaling Ansatz appears not to be valid, at least for k values less than 19. Instead, the reduced partition function scales as $W(k, n)/W(k, 0) \approx N(k)g(n/N(k))$ with $g(x)$ a scaling function that is nearly linear for small values of x .

In summary, a branched RNA molecule in the form of a Cayley Tree undergoes a phase transition from the branched groundstate to a molten globule phase if one reduces the energetic bias for the groundstate. The stability of the branched groundstate against thermal fluctu-

ations is significantly less than that of the linear groundstate. Branching does *not* produce mean-field critical behavior but, instead, smears out the specific heat anomaly that characterizes systems with a linear groundstate. On the “high-temperature” side of the melting transition, numerical solution of the recursion relation produces a diverging correlation length. We showed - analytically - that on the low temperature side the designed groundstate becomes unstable at a critical point where the free energy develops a mathematical singularity not associated with a divergence of the correlation length.

Experimental studies comparing the melting characteristics of large, branched RNA molecules with that of linear, unbranched molecules that could probe this exotic form of melting have not yet been carried out but such systems would be fascinating laboratories for statistical mechanics. An important question in this respect would be the role of excluded volume interactions and of “tertiary” pairing interactions, i.e., pairing interactions that introduce, for example, pseudo-knots. Excluded volume interactions in general tend to suppress thermal fluctuations and possibly could restore the thermodynamic singularity in the free energy per site that was encountered for linear molecules. Tertiary interaction could have the effect of turning a branched, secondary template into a three dimensional gel-like structure, in which case the transition to the molten-globule state could resemble the melting transition of a bulk solid material.

Acknowledgements: We would like to thank the Aspen Center for Theoretical Physics for its hospitality. RB would like to acknowledge support by the NSF under DMR Grant 0404507. This paper is dedicated to the memory of Pierre-Gilles de Gennes.

- [1] D. Poland and H.A. Scheraga, *J. Chem. Phys.* **45**, 1464 (1966).
- [2] The order of the phase transition depends delicately on the role of excluded-volume interactions.
- [3] See, e.g., B. Alberts *et al.*, *Molecular Biology of the Cell* (Garland, New York, 1994); *The RNA World*, edited by R.F. Gesteland and J.F. Atkins (Cold Spring Harbor Laboratory Press, Cold Spring Harbor, NY, 1984).
- [4] For a review, see P.G. Higgs, *Q. Rev. Biophys.* **33**, 199 (2000).
- [5] M. Zuker, D.H. Mathews, and D.H. Turner, *Algorithms and Thermodynamics for RNA Secondary Structure Prediction: A Practical Guide In RNA Biochemistry and Biotechnology*, J. Barciszewski and B.F.C. Clark, eds., NATO ASI Series, Kluwer Academic Publishers, (1999).
- [6] P. G. Higgs, *J. Phys. I* (France) **3**, 43 (1993).
- [7] P. G. de Gennes, *Biopolymers* **6**, 715 (1968).
- [8] R. Bundschuh and T. Hwa, *Phys. Rev. Lett.* **83**, 1479 (1999).
- [9] N. Gö, *J. Stat. Phys.* **30**, 413 (1983).
- [10] The exact form is

$$G(z) = \frac{z}{4q} - \frac{\sqrt{z}}{4q} \left[\sqrt{(\sqrt{z}-1)^2 - 4q} + \sqrt{(\sqrt{z}+1)^2 - 4q} \right].$$