

# Heart - Shaped Nuclei: Condensation of Rotational-Aligned Octupole Phonons

S. Frauendorf

*ISP, Forschungszentrum Dresden-Rossendorf, Dresden, Germany and  
Dept. of Physics, University of Notre Dame, Notre Dame, IN 46556*

(Dated: October 26, 2018)

The strong octupole correlations in the mass region  $A \approx 226$  are interpreted as rotation-induced condensation of octupole phonons having their angular momentum aligned with the rotational axis. Discrete phonon energy and parity conservation generate oscillations of the energy difference between the lowest rotational bands with positive and negative parity. Anharmonicities tend to synchronize the the rotation of the condensate and the quadrupole shape of the nucleus forming a rotating heart shape.

PACS numbers: 21.10.Tg, 23.20.Lv, 25.70.Gh, 27.60+j

The appearance of rotational bands with alternating parity, as the one shown in Fig. 1, has been attributed to these nuclei having a intrinsic pear shape, which is generated by combining an axial octupole ( $Y_{30}$ ) with an axial quadrupole ( $Y_{20}$ ) shape [1]. The pear shape has the same symmetry as the more general heart shape in Fig. 1. The existence of a reflection plane perpendicular to the rotational axis ( $z$ ) has the consequence that space inversion  $\mathcal{P}$  is equivalent to  $\mathcal{R}_z(\pi)$ , a rotation by  $\pi$  about the  $z$ -axis. The invariance with respect to  $\mathcal{S} = \mathcal{P}\mathcal{R}_z(\pi)$  implies the existence of the simplex quantum number  $\mathcal{S}|\rangle = e^{-i\pi\sigma}|\rangle$  for the deformed intrinsic (mean field) state, which leads to the alternating spin-parity sequence  $\pi = (-1)^{I-\sigma}$  of the rotational bands [2, 3] (cf. also [4]). The lowest band in even-even nuclei has  $\sigma = 0$ , as in Fig. 1. Strong stretched dipole transitions result from combining the octupole distortion of the shape with the quadrupole one, which generates a collective charge dipole (cf. eg. [1]).

For a well developed pear shape one expects that the negative parity states interleave with the positive parity ones. However in all alternating bands of even-even nuclei ( $\sigma = 0$ ) the negative parity sequence is up-shifted relative to the positive parity sequence, approaching it

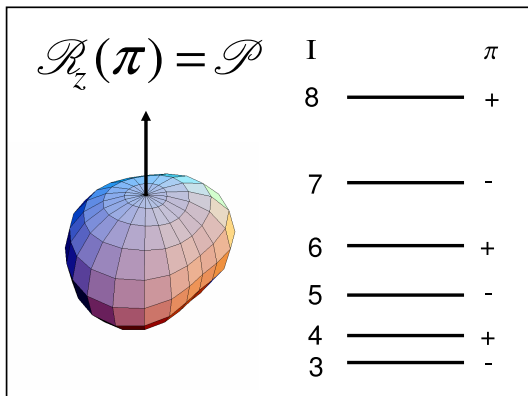


FIG. 1: Symmetry of a heart-shaped nucleus and the spin-parity sequence of the rotational ground band (even-even,  $\sigma = 0$ ).

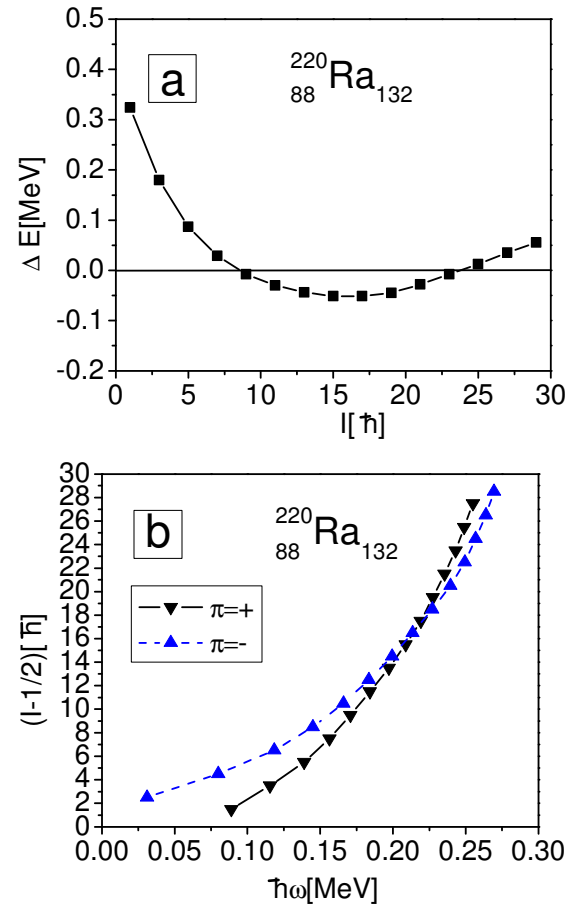


FIG. 2: a: Energy difference  $\Delta E(I) = E_-(I) - (E_+(I+1) + E_+(I-1))/2$  between the positive and negative parity yrast sequences in  $^{220}\text{Ra}$ . b: Angular momentum  $I(\omega)$  as function of the angular frequency  $\hbar\omega(I) = (E(I) - E(I-2))/2$  of the two sequences. Data from the ENSDF base.

with increasing spin. This has been interpreted as a rapid tunneling mode between the two pear shapes related by  $\mathcal{P}$ , which is progressively suppressed with increasing spin and results in merging of the two sequences [1, 5, 6]. Fig. 2a shows the energy difference  $\Delta E(I)$  between the  $\pi = -$

and  $\pi = +$  sequences in  $^{220}\text{Ra}_{132}$ . Obviously, the two sequences do not merge but cross. Fig. 2b displays the angular momentum as function of the rotational frequency  $\omega$ , which is the slope of  $E(I)$ . The  $\pi = -$  sequence starts with about  $3\hbar$  more angular momentum than the  $\pi = +$  sequence but gains less, such that at high  $\omega$  the  $\pi = +$  sequence has more. The conventional interpretation in terms of pear shape and tunneling does not account for these observations in a simple way. In this Letter we suggest an alternative interpretation: Condensation of rotational-aligned octupole phonons.

To present the concept, we assume that the quadrupole deformed nucleus is a rigid rotor with the moment of inertia  $\mathcal{J}$ , that the octupole vibration is harmonic with frequency  $\Omega_3$ , and that there is no interaction between the octupole phonons and the quadrupole deformed potential of nucleus. The energy of the nucleus in the  $n$ -boson state rotating with the angular velocity  $\omega$  is  $E_n = \hbar\Omega_3(n + 1/2) + \omega^2\mathcal{J}/2$ , which is the sum of the boson excitation energy and the rotational energy, respectively. The state with maximal angular momentum for given energy (yrast state) is generated by aligning the angular momenta of all bosons with the axis of rotation. If one boson carries  $i \approx 3\hbar$  of angular momentum the total angular momentum of the aligned  $n$ -boson state is  $I = ni + \omega\mathcal{J}$  and its energy  $E_n(I) = \hbar\Omega_3(n + 1/2) + (I - ni)^2/(2\mathcal{J})$ , which is shown in Fig. 3a. At  $I_n = \hbar\Omega_3\mathcal{J}/i + i(n + 1/2)$  it becomes energetically favorable to increase  $I$  by exciting an aligned phonon instead of further increasing the angular velocity  $\omega$ . Fig. 3b shows the energies  $E'(\omega)$  of the multiphonon states in the frame rotating with the frequency  $\omega$ . These ‘‘routhians’’ cross at one and the same the critical angular frequency  $\omega_c = \Omega_3/i$ , which means there is a boson condensation when the intensive variable  $\omega$  takes the critical value  $\omega_c$ . Fig. 3a illustrates how the transition shows up in the relation  $E(I)$  between the extensive variables  $E$  and  $I$ . It is spread over many quantal states (the yrast line), which are distinguished by the discrete variable  $I$ . The energy of these yrast states grows linearly with  $I$  on the average,  $\bar{E}(I) = \text{const} + \omega_c I$ , while the individual energies  $E(I)$  fluctuate around it. The critical frequency  $\omega_c$  is the slope of the tangent to the yrast sequence. In a macroscopic system, the fluctuations due to quantization become negligible, and one has the linear relation  $dE/dI = \omega_c$  characteristic for a phase transition, which corresponds to a vertical section in the function  $I(\omega)$  at  $\omega_c$ . In a small system, as the nucleus, the values  $\omega(I)$  will fluctuate around  $\omega_c$ .

The octupole mode in real nuclei shows anharmonicities (cf. e.g. [7]), which let the energy of  $n$ -phonon states grow faster than  $n\hbar\Omega_3$ . In addition, the anharmonicities lead to an interaction between the  $n$ -phonon states, which causes a repulsion between crossing bands of the same parity, because due to parity conservation only the states with even  $n$  or with odd  $n$  mix. Fig. 3c illustrates the condensation when these anharmonicities are moder-

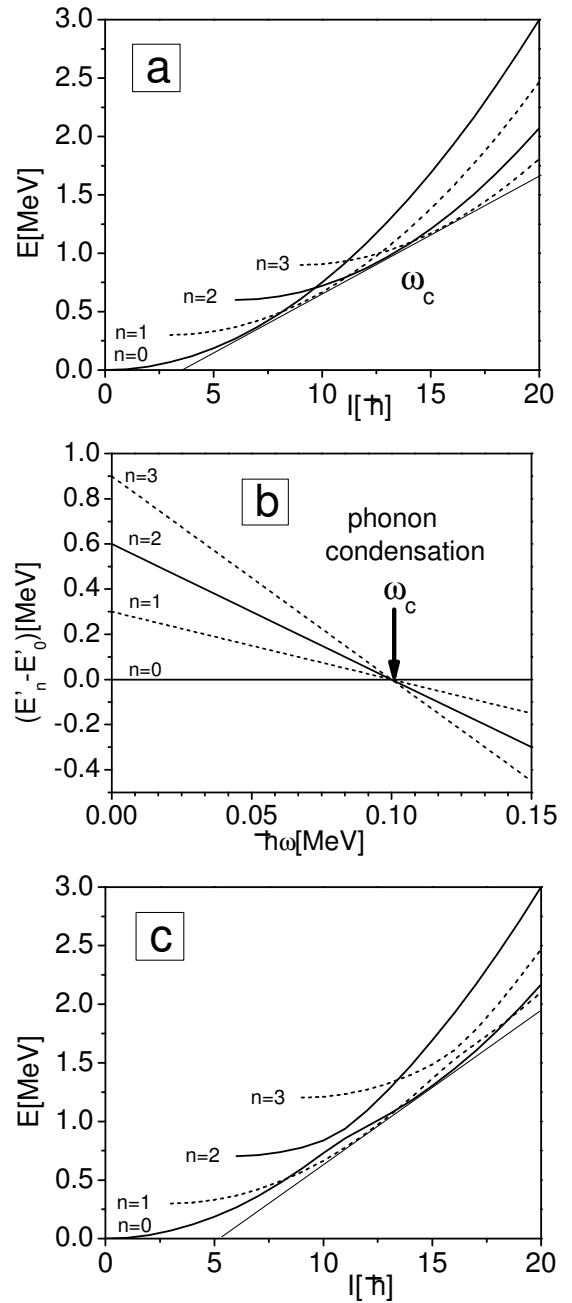


FIG. 3: a: Energies of aligned octupole multiphonon bands. Full lines show  $\pi = +$  and dashed lines  $\pi = -$  states. The straight line is the common tangent of the curves with the slope  $\omega_c$ . b: Energy in the rotating frame (routhian),  $E'_n = E_n - \omega I$ . c: As (a), assuming an interaction between the phonons and  $E_3 > 3/2E_2 > 2E_1$ . The slope of the tangent,  $\omega$ , increases slowly during condensation.

ate: The order of the  $\pi = +$  and  $\pi = -$  bands alternates with increasing  $I$ . Each change of sign indicates that one more the phonon has entered the condensate. There is no longer a sharp value of  $\omega_c$ , as discussed for the harmonic case. Rather the average angular frequency  $\omega$  (slope of  $E(I)$ ) increases very slowly in the condensation region.

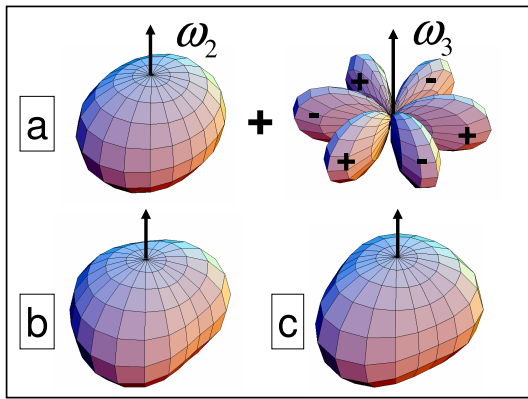


FIG. 4: An octupole wave traveling over the surface of a quadrupole-deformed nucleus. In c, the octupole wave has turned by  $90^\circ$  as compared to b.

The first steps of the condensation are seen in  $^{220}\text{Ra}$ . Fig. 2a shows the energy difference  $\Delta E = E_- - E_+$  between the lowest rotational sequence of each parity. The one-phonon band crosses the zero-phonon band before it feels much of the two-phonon band. At the crossing,  $\Delta E$  changes sign. When the two-phonon band encounters the zero-phonon one, the two states mix and exchange character (avoided crossing). The level repulsion attenuates the growth of  $-\Delta E$ , which starts decreasing when the  $\pi = +$  band has become predominantly the two-phonon state. When the two-phonon band crosses the one-phonon band,  $\Delta E$  changes sign again. Its growth is attenuated and reversed when the avoided crossing between the one- and three-phonon bands is encountered, the beginning of which is still visible. Fig. 2b illustrates how the phonon condensation shows up in the functions  $I(\omega)$ . The  $\pi = -$  one-phonon band starts with  $3\hbar$  more than the  $\pi = +$  zero-phonon band at the same  $\omega$ , which is the expected angular momentum carried by an aligned octupole phonon. The difference decreases, when the  $\pi = +$  two-phonon band, which carries additional  $6\hbar$ , starts mixing into the zero-phonon band. The (interpolated)  $\pi = -$  and  $\pi = +$  bands have equal angular momentum at the frequency of maximal mixing ( $0.5 \times 0\hbar + 0.5 \times 6\hbar = 3\hbar$ ). Near the one-two-phonon band crossing at  $I = 24$ , where the mixing is small, the angular momentum difference is  $-3\hbar$  (at  $\hbar\omega = 0.26$  MeV). The other indication for condensation is the slow growth of  $\omega$  above 0.25 MeV, in particular for  $\pi = +$ . If the phonon spectrum was harmonic the two functions  $I_{\pm}(\omega)$  would be about vertical, oscillating around the critical frequency  $\omega_c$ . It would be interesting to see if the oscillations of  $\Delta E$  and  $I(\omega)$ , which are the hallmark of the condensation, continue in experiment as predicted in Fig. 3c.

Classically, the  $n$ -phonon states correspond to an octupole wave running over the surface of the deformed nucleus with the angular velocity  $\omega_3 = \Omega_3/3$  (see Fig.

4). The factor  $1/3$  accounts for the fact that the octupole wave reaches an identical position after turning  $120^\circ$ . If  $\omega = \omega_3$  one has a heart shape rotating with  $\omega$ . In general,  $\omega \neq \omega_3$ , which means the octupole distortion travels with angular velocity  $\omega_3 - \omega$  relative to the quadrupole-deformed shape (cf. Fig. 4b and c). At the yrast line, the frequencies  $\omega$ , which is the slope of  $E_n(I)$  in Fig. 3a, and  $\omega_3 = \omega_c$ , which is the slope of the tangent, tend to be equal. However, they cannot completely synchronize because the phonon number is discrete. The frequency difference is reflected by the fluctuations of the yrast line above the tangent. It suppresses the electric dipole transitions of the type  $I^+ \rightarrow (I-1)^-$ . The difference  $\omega(I^+) - \omega((I-1)^-) = [I - ((I-1) - 3)]/\mathcal{J}$  corresponds to a decrease of the angular momentum of the quadrupole rotor by  $4\hbar$ . The dipole moment is proportional to the product of the quadrupole moment  $Q_2$  and the octupole moment  $Q_3$  (c.f. [1, 7]). The transition is suppressed because  $Q_2$  can only transfer  $\pm 2\hbar$  to the rotor. The difference  $\omega(I^-) - \omega((I-1)^+) = [I - 3 - (I-1)]/\mathcal{J}$  corresponds to an increase of  $2\hbar$ , which can be transferred by  $Q_2$ . The transitions  $I^- \rightarrow (I-1)^+$  are allowed.

The anharmonicities, which cause the repulsion between the bands with  $n$  and  $n+2$  phonons shown in Fig. 3c, attenuate the frequency difference and as a consequence the suppression of the  $I^+ \rightarrow (I-1)^-$  transitions. For sufficiently strong interaction, the  $\pi = +$  and  $\pi = -$  sequences eventually merge into a smooth sequence of good simplex  $\pi = (-1)^{I-\sigma}$ , which characterizes a static heart shape. In this case the transitions  $I^+ \rightarrow (I-1)^-$  and  $I^- \rightarrow (I-1)^+$  have equal strength, as expected for a rotating static dipole.

Fig. 5 shows the Th-isotopes. For  $N=130, 132$ , the  $\pi = -$  sequence starts with the extra  $\approx 3\hbar$  of the rotational-aligned octupole phonon. Its distance to the  $\pi = +$  sequence,  $\Delta E(I)$ , changes sign at  $I_1 = \hbar\Omega_3\mathcal{J}/i+i/2$ . The mixing and repulsion of the zero- and two-phonon bands increases with  $N$ , which subsequently delays and attenuates the cross-over phenomenon. For  $N=134$ , the  $\pi = -$  sequence starts with only  $\approx 2\hbar$  of extra angular momentum, because the  $\pi = +$  sequence contains a substantial two-phonon component right from the start, which reduces the angular momentum difference with the  $\pi = -$  sequence. The tendency is continued by  $N=136$ . The two sequences start with an angular momentum difference of only  $\approx 1.5\hbar$  and rather merge than cross. The progressive synchronization of the angular velocities of the  $\pi = +$  and  $-$  sequences with increasing  $N$  signals the appearance of a static heart shape. The traditional view is that the nucleus attains an octupole deformation and there is strong inversion tunneling, which is suppressed by rotation [1, 5, 6]. The two interpretation do not contradict each other. From the energies and the  $B(E3)$  values of the  $3^-$  states one can estimate [7] that the average elongation of the two-phonon state,  $\sqrt{\langle 2|\beta_3^2|2 \rangle} \sim 0.1$ , is comparable with

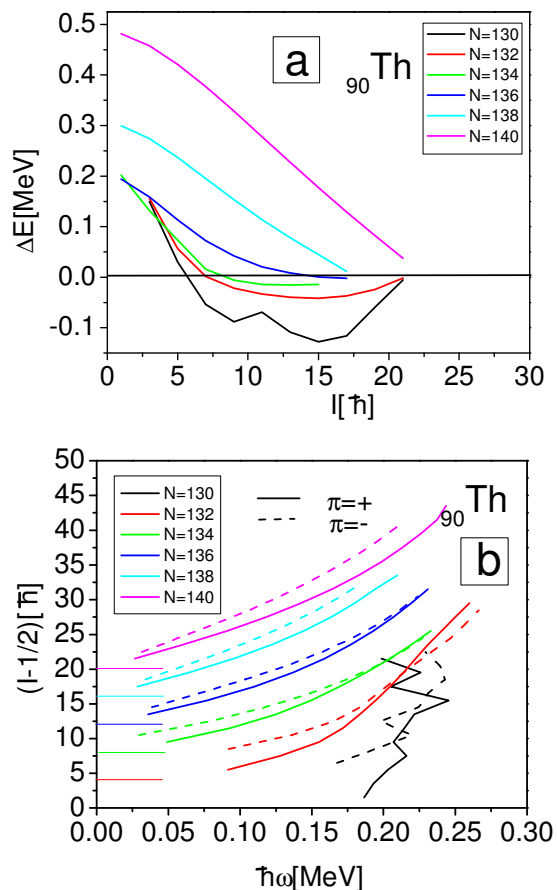


FIG. 5: As Fig. 2 for the Th-isotopes. Data from the ENSDF base and [9]. Color online. For more expanded versions of b see Fig. 15 of [10].

the static deformation given by mean field calculations around  $N = 134$  [1]. Such a deformation is generated by a strong admixture of the two-phonon and some admixture of the four-phonon state to the zero-phonon state. However, we argue that the heart shape should be energetically preferred over a the pear shape studied so far, which needs to be confirmed by appropriate mean field calculations.

The decrease of  $3^-$  energy and the increase of the anharmonicities and phonon coupling with  $N$  reflect the Fermi level moving into the region where low- $\Omega$   $g_{9/2}$  and  $j_{15/2}$  orbitals are close together (cf. Fig.5-3 of Ref.[7]). The coupling of these orbitals generates increasingly soft, anharmonic octupole phonons which easily align with the rotational axis. For  $N > 136$ , the  $3^-$  energy increases strongly with  $N$ . The angular momentum difference of  $i \approx 3$  near  $\Delta E = 0$  indicates that the coupling between the zero- and two-phonon bands must be reduced. This can be attributed to the Fermi level moving from the  $g_{9/2}$  to the  $i_{11/2}$  orbitals, which couple much weaker with the  $j_{15/2}$  orbitals via the octupole field (cf. Fig.5-3 of Ref.[7]). The larger quadrupole deformation in the heav-

ier isotopes increases the quadrupole-octupole coupling, which favors the  $K = 0$  octupole phonon. As a consequence, the full alignment of the octupole phonon is only reached for  $\hbar\omega > 0.15$  MeV.

For  $N = 130$  the quadrupole deformation is no longer stable. The yrast line is formed by a combined condensation of quadrupole and octupole phonons. As suggested in [9], the rotating condensate forms a heart-shaped wave running over the nuclear surface. The condensation is seen in Fig. 5b as the roughly vertical  $\pi = +$  and  $\pi = -$  sequences fluctuating around the critical frequency  $\hbar\omega_c \approx 0.21$  MeV. The  $Z = 88$  and 86 isotones behave similarly [10].

In summary, the strong octupole correlations of rotational bands in the light actinides may be interpreted as the condensation of rotational-aligned octupole phonons. During the condensation of harmonic phonons the energy of the yrast states increases on the average linearly with angular momentum. The discreteness of the phonon energy combined with parity conservation causes oscillations of the lowest positive and negative parity rotational bands around this classical mean value, which are in anti-phase. The mismatch of their angular velocities causes a preference of electromagnetic dipole transitions  $I^- \rightarrow (I-1)^+$  over  $I^+ \rightarrow (I-1)^-$ . The first oscillations of this quantum phase transition are clearly seen in the  $N = 132$  isotones. The anharmonicity and interaction of the phonons increase with  $N$ , which softens the phase transition and attenuates the oscillations. As a result, the angular velocities of the octupole condensate and the quadrupole shape of the nucleus are progressively synchronized approaching a rotating static heart-shape. The  $N = 136$  isotones are closest to this limit, shows up as rotational band of levels with alternating parity that interleave and equal strength of dipole transitions in both directions. For larger  $N$  the phonons become again more harmonic. The strong octupole correlations of rotational bands observed in other mass regions can also be interpreted as phonon condensation.

Supported by the DoE Grant DE-FG02-95ER4093.

- 
- [1] P. A. Butler and W. Nazarewicz, Rev. Mod. Phys. **68**, 349 (1996) and earlier references cited therein.
  - [2] S. Frauendorf, V. V. Paskevich, Phys. Lett. **141B**, 23 (1984).
  - [3] W. Nazarewicz *et al.* Phys. Rev. Lett. **52**, 1272 (1984)
  - [4] S. Frauendorf, Rev. Mod. Phys. **73**, 463 (2001).
  - [5] R. V. Jolos, P. v. Brentano, Phys. Rev.C **60**, 064315 (1999).
  - [6] R. V. Jolos, *et al.*, Phys. Rev.C **72**, 064312 (2005).
  - [7] A. Bohr and B. R. Mottelson, Nuclear Structure, Vol. II (Benjamin, New York, 1975).
  - [8] P. von Brentano *et al.*, Phys. Rev. C **69**, 044134 (2004)
  - [9] W. Reviol, *et al.*, Phys. Rev. C **74** 044305 (2006)
  - [10] J. F. C. Cocks, *et al.*, Nucl.Phys. A 645, 61 (1999)