

# Constraining white-dwarf kicks in globular clusters :

## II. Observational Significance

Jeremy S. Heyl<sup>1</sup>

<sup>1</sup>*Department of Physics and Astronomy, University of British Columbia, Vancouver, British Columbia, Canada, V6T 1Z1*  
*Email: heyjl@phas.ubc.ca; Canada Research Chair*

30 October 2018

### ABSTRACT

If the winds of an asymptotic-giant-branch stars are sufficiently strong are slightly asymmetric, they can alter the star’s trajectory through a globular cluster; therefore, if these winds are asymmetric, one would expect young white dwarfs to be less radially concentrated than either their progenitors or older white dwarfs in globular clusters. This latter effect has recently been observed. Additionally the young white dwarfs should have larger typical velocities than their progenitors. After phase mixing this latter effect is vastly diminished relative to the changes in the spatial distribution of young white dwarfs with kicks, so it is more difficult to detect than the change in the spatial distribution. The most powerful kinematic signature is the change in the eccentricity of the orbits that is revealed through the distribution of the position angles of proper motion.

**Key words:** white dwarfs — stars : AGB and post-AGB — globular clusters : general — stars: mass loss — stars: winds, outflows

### 1 INTRODUCTION

Spruit (1998) argued that their observed rotation rates of white dwarfs may be evidence that they receive mild kicks from by asymmetric winds toward the end of their time on the asymptotic giant branch (AGB) (Vassiliadis & Wood 1993). Fellhauer et al. (2003) argued that these mild kicks could account for a putative dearth of white dwarfs in open clusters (e.g. Weidemann 1977; Kalirai et al. 2001). The dynamics of open clusters provide limited evidence because one expects the white dwarfs simply to leave the cluster. One can probe the dynamics of AGB winds directly through observations of masers, but such attempts are dogged by the variability of the star itself which makes it difficult to constrain any relative motion between the centre of mass of the wind and that of the star. The globular clusters provide a unique probe of white dwarf kicks because both the magnitude of the expected kick and the velocity dispersion of the giants within the cluster are on the order of kilometers per second — one would expect a significant signal. On the other hand the escape velocity of the cluster may be several times larger so most of the white dwarfs remain in the cluster to measure after the kick. The expected signature of white dwarf kicks has been observed in M4 and NGC 6397 (Davis et al. 2006).

This letter will examine how size of the kick, the initial distribution of stars and the size of the observational sample affects the expected statistical significance that white dwarf kicks have on observations of globular clusters through

Monte Carlo calculations of the phase-space distribution function of stars in the cluster.

### 2 CALCULATIONS

Heyl (2007) gives the details of the numerical calculations, but a quick summary is useful. Clusters of stars can typically be modelled with a lowered isothermal profile (or King model) (Michie 1963; King 1966)

$$f = \frac{dN}{d^3x d^3v} = \begin{cases} \rho_1 (2\pi\sigma^2)^{-3/2} \left( e^{\epsilon/\sigma^2} - 1 \right) & \text{if } \epsilon > 0 \\ 0 & \text{if } \epsilon \leq 0 \end{cases} \quad (1)$$

where  $\epsilon = \Psi - \frac{1}{2}v^2$ ,  $\Psi$  is the gravitational potential,  $\sigma$  is the characteristic velocity dispersion of the cluster as a whole and  $\rho_1$  is a characteristic density.

With time the kinetic energy within the cluster approaches equipartition between the various stars such that  $m_i\sigma_i^2 = m_j\sigma_j^2$  (Spitzer 1987). The progenitors of young white dwarfs will be the most massive main-sequence stars in a cluster at the time, so they will typically have  $\sigma_{TO} < \sigma$ , where  $\sigma$  is the mean velocity dispersion of the cluster; furthermore, because these progenitors will only have a small fraction of the mass of the cluster, they can be considered as massless tracers; their phase space density will be given by Eq. (1) with  $\sigma \rightarrow \sigma_{TO}$ .

During their time on the AGB, the stars may lose a large

fraction of their mass suddenly and asymmetrically (Vassiliadis & Wood 1993; Spruit 1998; Fellhauer et al. 2003) and receive an impulsive kick. Because the distribution no longer depends on constants of the motion alone, the distribution function itself will depend on time, so a Monte Carlo realization of the kicked distribution function is helpful to make further progress. Specifically, for a variety of values of  $\Psi(0)$ ,  $\sigma_{\text{TO}}$  and  $\sigma_k$ , one hundred thousand stars are drawn from Eq. (1) and given a three-dimensional velocity kick drawn from a Gaussian of width of  $\sigma_k$ . Finally, each star is evolved forward along its orbit to a random phase.

The result of the Monte Carlo realization is a list of positions and velocities just before the kick, just after the kick, and at a random time later. For each star these positions and velocities are projected along a random direction and into the plane perpendicular to that direction, yielding a distribution of velocities and positions parallel and perpendicular to the line of sight to the globular cluster. In principle all three components of the velocity and position are measurable. A useful measurement of the distance of a faint white dwarf along the line of sight requires micro-arcsecond astrometry; measurements of the velocity along the line of sight require multiplexing spectroscopy again to faint magnitudes. Although these may be feasible in the future, the focus will be on the quantities perpendicular to the line of sight. Finally, because the globular cluster is spherically symmetric the position angle of a star relative to the centre of the cluster is uniformly distributed. However, the position angle of the proper motion relative to the projected direction toward the centre of the cluster does carry useful information about the properties of the stellar orbits.

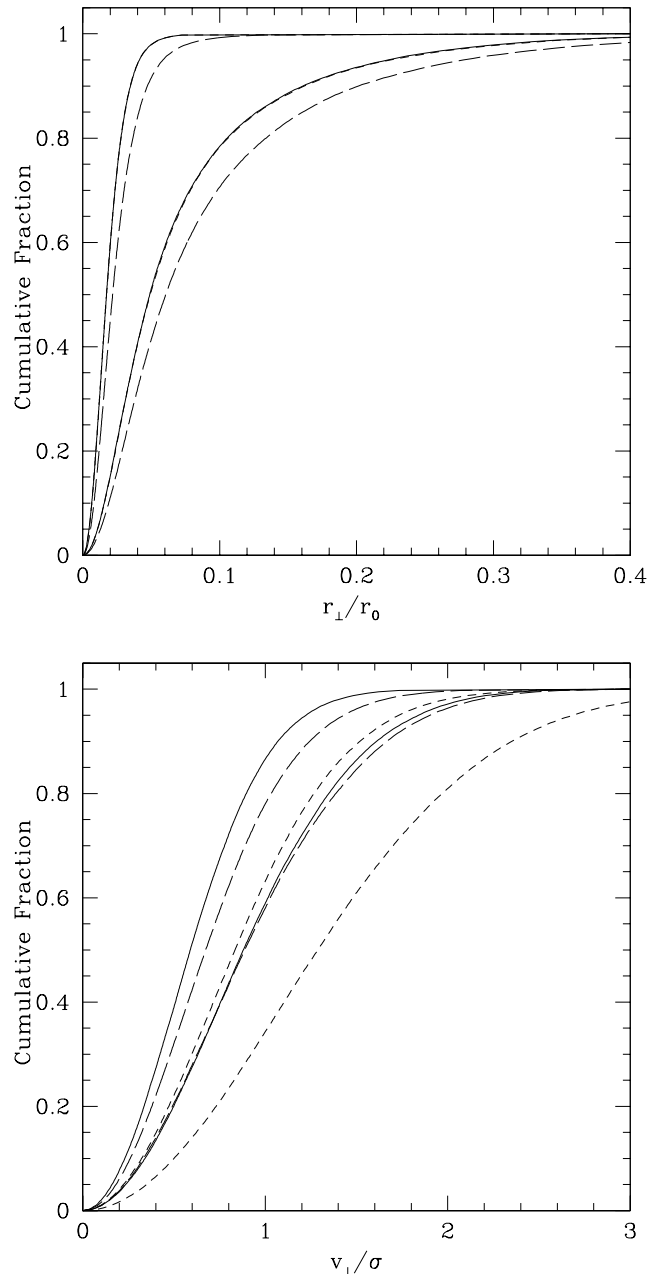
### 3 RESULTS

This leaves five quantities of interest: the distance and speed of a star relative the centre of the cluster in the plane of the sky, the angle between the proper motion of the star and the direction toward the centre of the cluster and of secondary interest, the distance and speed of a star relative the centre of the cluster along the line of sight. Furthermore, because the line of sight to the observer is arbitrary the distributions of these latter two quantities are simply related to the distributions of the astrometric quantities so the results will focus on the three astrometric measurements.

#### 3.1 Distributions

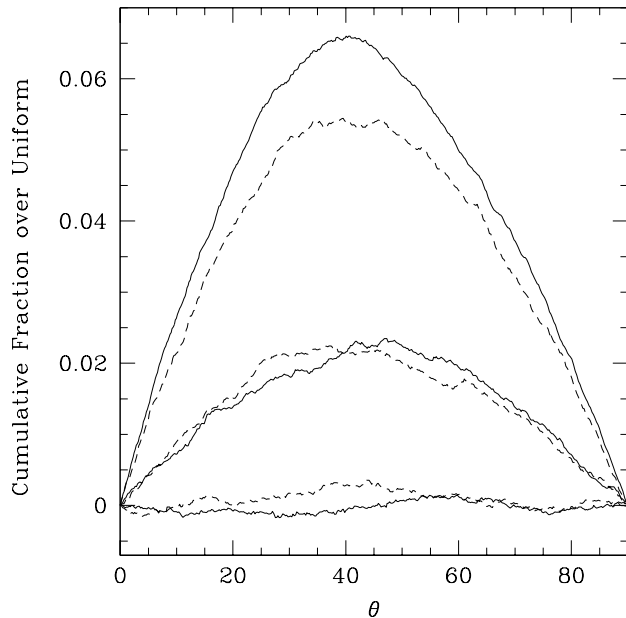
The kicks that the white dwarfs receive as they form can dramatically affect their phase-space distribution. The upper panel of Fig. 1 shows that a kick of the same magnitude as the velocity dispersion of the population significantly puffs up the projected radial distribution of the young white dwarfs. Additionally, the effect is similar in magnitude regardless of how tightly bound the progenitors are. This agrees with the results of Heyl (2007) for the three-dimensional radial distribution.

The more subtle effect is the change in the distribution of proper motions, both in magnitude and direction. The lower panel of Fig. 1 shows that the change in the distributions of the magnitude proper motions is smaller especially



**Figure 1.** The cumulative position and velocity distributions in the plane of the sky for  $\sigma_{\text{TO}} = \sigma_k = 0.5\sigma$  (left curves) and  $\sigma_{\text{TO}} = \sigma_k = 0.8\sigma$  (right curves) with  $\Psi(0) = 6\sigma^2$ . The solid curves follow the initial distribution, and the short-dashed curves follow the distribution immediately after the kick (these two coincide for the radial distribution). The long-dashed curves follow the distribution after phase mixing.

for the loosely bound progenitors ( $\sigma_{\text{TO}} = 0.8\sigma$ ). Immediately after the kick the velocity distributions of the young white dwarfs spread out dramatically. However, after averaging over the phase of the new orbits, the effect is diminished. Although this may initially be surprising, it results from the negative specific heat of gravitationally bound systems. For example, if the orbit were initially circular and Keplerian, the kick would serve to lift the apocentre of the orbit; there-



**Figure 2.** The cumulative distribution over uniform of the angle between the proper motion and the projected direction toward the centre of the cluster for  $\sigma_{\text{TO}} = 0.5\sigma$  (solid curves) and  $0.8\sigma$  (dashed curves) with  $\Psi(0) = 6\sigma^2$  after phase mixing. From bottom to top the curves trace  $\sigma_k = 0.5, 1$  and  $1.5 \sigma_{\text{TO}}$ . The distributions before the kick and before phase mixing are consistent with a uniform distribution. All the distributions for  $\sigma_k = 0$  are also uniform. In all cases a uniform distribution has been subtracted from the cumulative distribution.

fore, on average the velocity along the orbit would decrease. Of course, the orbits are not initially circular and the potential is not Keplerian so the net result is to diminish the effect (and not reverse it). The reduction is more dramatic for the loosely bound stars because a modest increase in the velocity can greatly increase the size of the orbit and possibly unbind the star from the cluster; therefore, the stars that remain bound to the cluster will necessarily have lower velocities — the loosely bound stars are more strongly affected by evaporative cooling.

The orbits of the stars change in a second way. The orbits after the kick and orbit averaging are typically more eccentric than before. The distribution of velocities according to Eq. (1) is spherically symmetric. Furthermore, the kicks are distributed symmetrically; therefore, the distribution of the angle between the proper motions and the projection direction to the centre of the cluster is uniform. However, after the kicked stars have mixed in phase, it is more likely to find stars moving within forty-five degrees of the radial direction than within forty-five degrees of the tangential direction — the orbits are typically more eccentric than before. Fig. 2 shows the cumulative distribution of this angle ( $\theta$ ) for various sizes of kick with a uniform distribution subtracted away. First, the effect weakens with the size of the kick and vanishes for no kick. Second, for large kicks the effect is weaker for the more loosely bound stars. Again this is because the loosely bound stars are more likely to get eccentricities greater than unity and leave the system.

### 3.2 Detectability

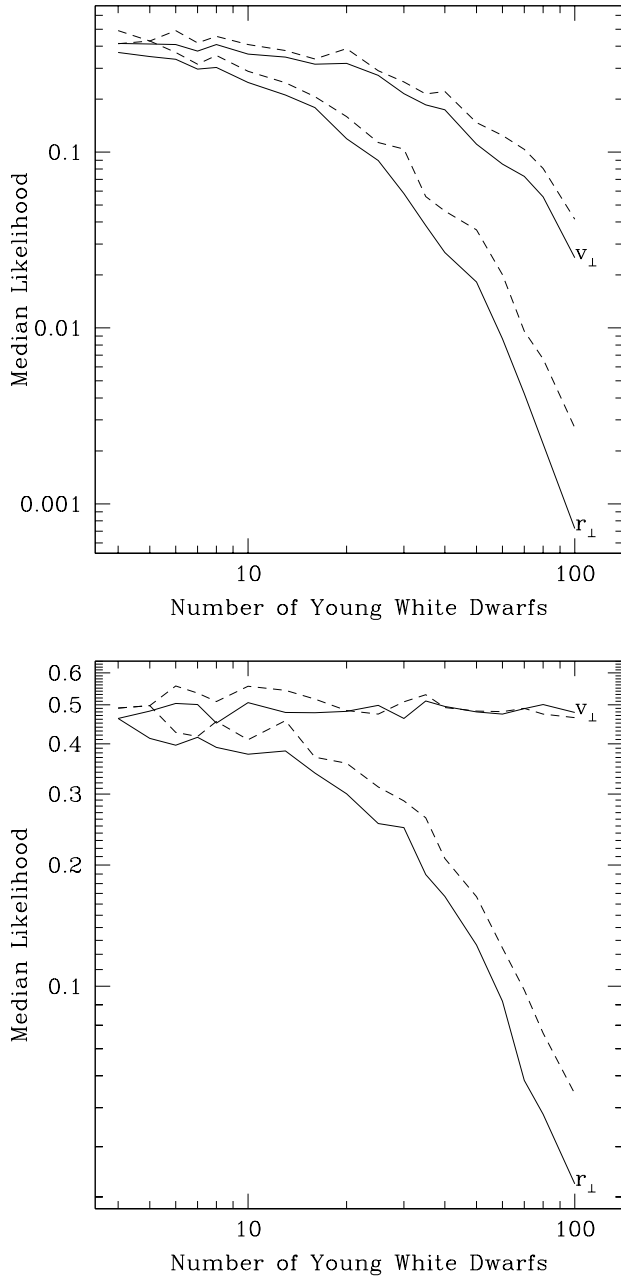
Although these differences in the distributions are apparent when many thousands of stars are used as probes, in reality one typically has only several tens of stars to characterise the distribution of young white dwarfs (the kicked stars) and possibly a factor of ten more stars to estimate the distribution of the progenitors. To estimate the typical sensitivity of measurements to the effects of white dwarf kicks, smaller samples were generated with various numbers of kicked stars and a factor of ten more progenitors for comparison. A total of one thousand samples were generated in each group with  $\sigma_{\text{TO}} = 0.5\sigma$  and  $0.8\sigma$  and  $\sigma_k = \sigma_{\text{TO}}$ . For each pair of samples the likelihood that they were drawn from the same underlying distribution was calculated using the Kolmogorov-Smirnov test and the Wilcoxon rank-sum test. The final result is the median likelihood over the one thousand realisations. For the sake of clarity and definiteness observational errors have not been included in the samples generated — such errors would reduce the significance of the detections.

The statistical likelihoods depicted in Fig. 3 of detecting the change in the distributions support what is apparent from the distributions themselves. Finding a change in the radial distribution is much more straightforward than finding changes in the velocity distribution (even with perfect data). Furthermore, for the loosely bound progenitors (lower panel of Fig. 3), if it is impossible to distinguish the proper motion distribution of the young white dwarfs with kicks from their progenitors with fewer than one white dwarf in the sample (and 1,000 turn-off stars). The key to finding these changes is building up a sample of many stars. For a kick comparable to the initial velocity dispersion, at least one hundred stars are required even in the best case for tightly bound progenitor stars (upper panel of Fig. 3).

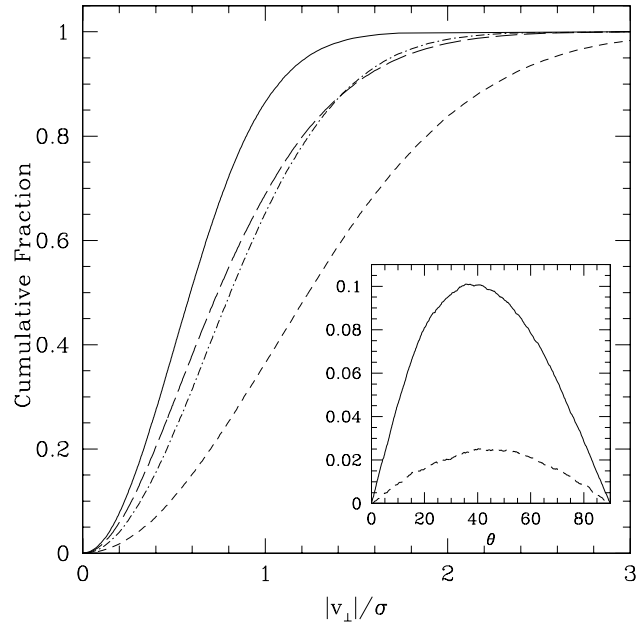
### 3.3 Predictions

Davis et al. (2006) reported a significant difference between the distribution of young white dwarfs and turn-off stars and between young white dwarfs and older white dwarfs. Furthermore, they estimated that the distribution of young white dwarfs was most similar to that of main-sequence stars whose mass was half that of stars near the turn-off. Heyl (2007) found that such a large change in the stellar distribution would require a kick with  $\sigma_k > \sigma_{\text{TO}}$ . If one starts with  $\sigma_{\text{TO}} = 0.5\sigma$ , a kick of  $1.82\sigma_{\text{TO}}$  is required to make the final distribution of projected radii look like a population with dispersion of  $0.7\sigma$ ; that is one that corresponds to one-half the mass of the progenitors. The difference between the initial and final distribution of radii is detectable with a median likelihood of the null hypothesis of less than one part in one thousand with only twenty young white dwarfs in the sample, comparable to the probability quoted by Davis et al. (2006).

With about forty young white dwarfs, the difference between the initial and final proper motion distributions in Fig. 4 is detectable with the likelihood of the null hypothesis of less than two percent. However, the systematics of detecting an increase in the typical proper motion of the faint young white dwarfs relative to the much brighter main sequence stars is problematic because the expected errors in



**Figure 3.** The median significance of a detection of a difference between the distribution of young white dwarfs and main-sequence stars near the turn-off. For the upper panel the initial distribution had  $\sigma_{\text{TO}} = 0.5\sigma$  and a  $\sigma_k = \sigma_{\text{TO}}$ . For the lower panel the initial distribution had  $\sigma_{\text{TO}} = 0.8\sigma$  and a  $\sigma_k = \sigma_{\text{TO}}$ . The cluster as a whole has  $\Psi(0) = 6\sigma^2$ . The dashed curves follow the median likelihood that the two realisations differ by chance (the probability of the null hypothesis) over 1,000 trials using the Kolmogorov-Smirnov test and the solid curves give the results using the Wilcoxon test. The number of main-sequence stars in the sample is assumed to be ten times the number of white dwarfs.



**Figure 4.** The proper motion distribution for a white-dwarf kick large enough to account for the Davis et al. (2006) results ( $\sigma_k = 1.84\sigma_{\text{TO}}$ ,  $\sigma_{\text{TO}} = 0.5\sigma$  and  $\Psi(0) = 6\sigma^2$ ). In the main figure (similar to the bottom panel of Fig. 1), the solid curves follow the initial distribution, the short-dashed curves follow the distribution immediately after the kick, and the long-dashed curves follow the distribution after phase mixing. The dot-dashed curves follow the initial proper-motion distribution for a dispersion of  $0.7\sigma$ . The inset shows the distribution of position angles of the proper motion (similar to Fig. 2). The solid curve gives the distribution if one neglects measurement errors and the dashed lines assumes a measurement error in the proper motion of  $\sigma$  in each direction. From Tab. 1 this translates to an accuracy of about one milliarcsecond per year for many nearby clusters.

the astrometry increase as the stars become fainter which is just the effect predicted for white-dwarf kicks.

On the other hand, an exploration of the direction of the proper motion should not be affected by the systematics of errors in the astrometry because the errors in the proper motion should be symmetric and even if they are not symmetric it is unlikely that they will correlate with the direction toward the centre of the cluster. For the parameters used here, about sixty percent of the stars have proper motions within forty-five degrees of the radial direction, and about one hundred young white dwarfs would be required to detect the asymmetry with the median likelihood of the null hypothesis (Wilcoxon rank-sum test) of less than two percent. Although more white dwarfs are required for this test, it is less plagued by systematics, so in practice it should be more powerful.

In one includes a measurement error in the proper motion of  $\sigma$  about and assumes that the error is isotropic, this necessarily weakens the asymmetry. On the other hand, these errors even if poorly estimated cannot create a signal where there is none, in contrast with measurements of the magnitude of the proper motion. From Tab. 1 this error translates to about one milliarcsecond per year for nearby globular clusters, similar to the precision quoted by Richer

**Table 1.** Kinetic parameters and distances for a few nearby globular clusters whose radial stellar distribution could be probed with JWST (Richer *priv. comm.*). The concentration or the ratio of the core radius to the tidal radius ( $c = \log_{10} r_t/r_c$ ) and the distance are from Harris (1996), a dash denotes that the core has collapsed. The values of  $\Psi(0)/\sigma_c^2$  are from McLaughlin & van der Marel (2005) with the exception of NGC 6837 where it was inferred from the concentration. The value of  $\sigma_c$  was obtained by assuming that  $\bar{M}/M_{\text{TO}} = 0.3/0.8 = 0.375$ . Refs: (a) McLaughlin et al. (2006); (b) Reijns et al. (2006); (c) Peterson & Latham (1986); (d) Pryor & Meylan (1993).

Cluster	$\sigma_{\text{los}}$ [km/s]	$\sigma$ [km/s]	$c$	$\Psi(0)/\sigma_c^2$	$d$ [kpc]	$\sigma/d$ [milliarcseconds/yr]
NGC 104 (47 Tuc)	$11.6 \pm 0.8^{(a)}$	19	2.03	$8.60 \pm 0.10$	4.5	0.89
NGC 5139 (Omega Cen)	$15^{(b)}$	25	1.61	$6.20 \pm 0.20$	5.3	1.00
NGC 6121 (M4)	$3.9 \pm 0.7^{(c)}$	6.4	1.59	$7.40 \pm 0.10$	2.2	0.61
NGC 6397	$3.5 \pm 0.2^{(d)}$	5.7	—	—	2.3	0.52
NGC 6656 (M22)	$8.5 \pm 1.9^{(c)}$	14	1.31	$6.50 \pm 0.20$	3.2	0.92
NGC 6752	$4.5 \pm 0.5^{(d)}$	7.3	—	—	4.0	0.38
NGC 6809 (M55)	$4.2 \pm 0.5^{(d)}$	6.8	0.76	$4.50 \pm 0.10$	5.3	0.27
NGC 6838 (M71)	$2.8 \pm 0.6^{(c)}$	4.6	1.15	5.4	4.0	0.18

et al. (2007). Including these realistic errors one would expect about 52.5 percent of the stars to have proper motions within forty-five degrees of the radial direction, so about 1,600 stars would be required to detect this asymmetry at the two-sigma level if the astrometric errors in current instruments are included.

#### 4 DISCUSSION

If white dwarfs do indeed receive kicks as they form, both their radial and velocity distributions will appear different from their progenitors and the older white dwarfs whose distribution has relaxed. The easier of these effects to measure is the change in the radial distribution of the stars (Davis et al. 2006); however, there are two other lines of evidence that might be present in astrometric measurements of globular clusters. First, white dwarfs typically have larger proper motions than their progenitors and older white dwarfs. Unfortunately, the errors in the astrometry of young white dwarfs are much larger than their much brighter progenitors on the main sequence, so unless this systematic is handled carefully, this signal is difficult to unravel. Second, the white dwarfs after the kick are more likely to lie on radial orbits than their progenitors. Although measurement errors will weaken observations of this effect, they cannot mimic an asymmetry in the orbit parameters, so this signal although weaker is less prone to systematics and may eventually provide an independent line of evidence for white dwarf kicks.

Furthermore, these calculations indicate that we are on the verge of being able to probe the dynamics of globular clusters in an entirely new way through the direct measurement of the proper motions of the stars. Such measurements will provide unique information on the structure of clusters as well as stellar evolution.

#### ACKNOWLEDGMENTS

I would like to thank Harvey Richer and Saul Davis for useful discussions. The Natural Sciences and Engineering Research Council of Canada, Canadian Foundation for Innovation and the British Columbia Knowledge Development

Fund supported this work. Correspondence and requests for materials should be addressed to hey1@phas.ubc.ca. This research has made use of NASA's Astrophysics Data System Bibliographic Services

#### REFERENCES

- Davis S., et al., 2006, in in AAS Met. Abstr. Vol. 209. p. 228.03
- Fellhauer M., Lin D. N. C., Bolte M., Aarseth S. J., Williams K. A., 2003, ApJL, 595, L53
- Harris W. E., 1996, AJ, 112, 1487
- Heyl J. S., 2007, MN, accepted
- Kalirai J. S., Ventura P., Richer H. B., Fahlman G. G., Durrell P. R., D'Antona F., Marconi G., 2001, AJ, 122, 3239
- King I. R., 1966, AJ, 71, 64
- McLaughlin D. E., Anderson J., Meylan G., Gebhardt K., Pryor C., Minniti D., Phinney S., 2006, ApJS, 166, 249
- McLaughlin D. E., van der Marel R. P., 2005, ApJS, 161, 304
- Michie R. W., 1963, MN, 125, 127
- Peterson R. C., Latham D. W., 1986, ApJ, 305, 645
- Pryor C., Meylan G., 1993, in Djorgovski S. G., Meylan G., eds, Structure and Dynamics of Globular Clusters Vol. 50 of Astronomical Society of the Pacific Conference Series, Velocity Dispersions for Galactic Globular Clusters. pp 357–+
- Reijns R. A., Seitzer P., Arnold R., Freeman K. C., Ingerson T., van den Bosch R. C. E., van de Ven G., de Zeeuw P. T., 2006, A&A, 445, 503
- Richer H. B., Dotter A., Hurley J., Anderson J., King I., Davis S., Fahlman G. G., Hansen B. M. S., Kalirai J., Paust N., Rich R. M., Shara M. M., 2007, AJ, 708, accepted, arxiv:0708.4030
- Spitzer L., 1987, Dynamical Evolution of Globular Clusters. Princeton Series in Astrophysics, Princeton, Princeton
- Spruit H. C., 1998, A&A, 333, 603
- Vassiliadis E., Wood P. R., 1993, ApJ, 413, 641
- Weidemann V., 1977, A&A, 59, 411