

# Effect of the Coulomb interaction in $A(d, p)$ fragmentation

A.P. Kobushkin\*

*Bogolyubov Institute for Theoretical Physics, 03680, Kiev, Ukraine*

Ya.D. Krivenko-Emetov

*Institute for Nuclear Research, National Academy of Sciences, 03680 Kiev, Ukraine*

(Dated:)

In the framework of Glauber-Sitenko model we calculate contribution of Coulomb interaction in cross-section of  $A(d, p)$  reaction at high energy and zero angle. It is demonstrated that such effect significantly increases the differential cross section only at peak, where the proton momentum  $p$  is near half of the deuteron momentum  $p_d$  in lab. frame,  $p \sim \frac{1}{2}p_d$ . The Coulomb interaction do not change the results in the high momentum region, where quark effects should be taken into account.

PACS numbers:

## I. INTRODUCTION

For several decades considerable efforts have been done to investigate structure of the deuteron in a wide inter-nuclear region, from that where description is given in terms of nucleons and mesons to that where quarks and gluons should be explicitly used for the deuteron description. Reactions with “hadron probe”, due to its high luminosity, play important role in such studies. Here we mention only the  $A(d, p)$  break-up at zero proton angle [1, 2, 3, 4, 5, 6, 7, 9, 10, 11, 12] and the elastic  $pd$ -scattering at  $180^\circ$  in c.m. frame [13, 14, 15]. For both reactions detailed data on differential cross section and polarization observables, tensor analyzing power,  $T_{20}$ , and polarization transfer,  $\kappa_0$ , were obtained.

This data show significant deviation of the observables (cross-section,  $T_{20}$  and  $\kappa_0$ ) from theoretical calculations, which cannot be removed by multiple scattering effects without modification of the short-range part of the deuteron wave function [16]. Such modification comes from Pauli principle on a level of constituent quarks [17, 18]. As a result, the short range part of the deuteron wave function includes, apart from the  $pn$  component, new components,  $NN^*$ ,  $N^*N$  and  $N^*N^*$ , which cannot be reduced to the  $pn$  configuration. Because the main contribution of such states comes from the lowest resonances which have negative parity, the modification generates effective  $P$ -wave in the deuteron which drastically changes behaviour of the observables at high momentum region.

In the framework of such approach a good description of all break-up data was obtained [16]. Nevertheless one important problem was not yet discussed. The data were measured at zero proton angle,  $\theta_p = 0^\circ$ , and Coulomb interaction might, in principle, give a sizable contribution in the observables. In the present analysis, we account for Coulomb interaction by adopting the Ahkieser and Sitenko approach [19] [28] to inclusive  $^{12}\text{C}(d, p)$  break-up

and find that it significantly increases the cross section only at peak when the proton momentum  $p$  is near half of the deuteron momentum  $p_d$  in the lab. frame,  $p \sim \frac{1}{2}p_d$ .

The paper is organized as follows. In Sect. II we formulate the general formalism. We get expression for the Coulomb corrected amplitude (Sect. II A), give remarks to strong interacting part of the amplitude (Sect. II B) and obtain the general expression for the invariant differential cross section of the  $(d, p)$  break-up at zero proton angle (Sect. II C). The procedure of numerical calculations is discussed in Sect. III. In Sect. IV we compare our calculations with experiment and give a summary.

## II. FORMALISM

### A. Coulomb corrected amplitude

We begin by considering general formalism for the Coulomb correction to cross-section of the deuteron break-up  $A(d, p)$  at the proton longitudinal momentum  $p_3 \sim \frac{1}{2}p_d$  and small transverse momentum  $p_\perp$ . In this case it is enough to take into account the elastic contribution only.

Neglecting the Coulomb interaction the amplitude for the elastic break-up reads

$$\begin{aligned} F^{\text{str.}}(\mathbf{p}_\perp, p_3, \mathbf{Q}_\perp) &= \frac{ip_d}{2\pi} \int d^2 B e^{i\mathbf{Q}_\perp \mathbf{B}} \times \\ &\times \int d^3 r \psi_{\mathbf{k}}^*(\mathbf{r}) \psi_0(\mathbf{r}) \left[ 1 - e^{i\chi_{\text{str}}(\mathbf{b}_p, \mathbf{b}_n)} \right] = \\ &= \frac{ip_d}{2\pi} \int d^2 B e^{i\mathbf{Q}_\perp \mathbf{B}} \int d^3 r \psi_{\mathbf{k}}^*(\mathbf{r}) \psi_0(\mathbf{r}) \times \\ &\times [\Gamma_n(\mathbf{b}_n) + \Gamma_p(\mathbf{b}_p) - \Gamma_n(\mathbf{b}_n)\Gamma_p(\mathbf{b}_p)] = \\ &= F_n^{\text{str.}}(\mathbf{p}_\perp, p_3, \mathbf{Q}_\perp) + F_p^{\text{str.}}(\mathbf{p}_\perp, p_3, \mathbf{Q}_\perp) - \\ &- F_{np}^{\text{str.}}(\mathbf{p}_\perp, p_3, \mathbf{Q}_\perp), \end{aligned} \quad (1)$$

where  $\psi_0(\mathbf{r})$  and  $\psi_{\mathbf{k}}(\mathbf{r})$  are the wave functions of the deuteron and the final proton-neutron system and  $\Gamma_p(\mathbf{b}_p)$  and  $\Gamma_n(\mathbf{b}_n)$  are the profile functions for the proton and

\*Electronic address: kobushkin@bitp.kiev.ua

the neutron;  $\mathbf{B} = \frac{1}{2}(\mathbf{b}_p + \mathbf{b}_n)$  and  $\mathbf{r}_\perp = \mathbf{b}_p - \mathbf{b}_n$ , with  $\mathbf{b}_p$  and  $\mathbf{b}_n$  are impact parameters for the proton and the neutron;  $\mathbf{p}_d = (0, 0, p_d)$  is the deuteron momentum,  $\mathbf{Q}_\perp$  is the momentum transferred to the final proton-neutron system. The definition of the relative momentum between the final proton and neutron,  $\mathbf{k}$ , needs a special comment. In the non-relativistic case it is defined as  $\mathbf{k} = (\mathbf{p}_\perp - \frac{1}{2}\mathbf{Q}_\perp, p_3)$ . For the relativistic deuteron,  $p_d \gg m_d$ , we define it by boosting along  $z$  axis to a frame where the total longitudinal momentum of the two-nucleon system is zero,

$$p_3^* + n_3^* = 0, \quad \mathbf{p}_\perp^* = \mathbf{p}_\perp, \quad \mathbf{n}_\perp^* = \mathbf{n}_\perp, \quad (2)$$

$$\mathbf{k}_\perp = \frac{1}{2}(\mathbf{p}_\perp - \mathbf{n}_\perp) = \mathbf{p}_\perp - \frac{1}{2}\mathbf{Q}_\perp, \quad k_3 = \frac{1}{2}(p_3^* - n_3^*), \quad (3)$$

where  $\mathbf{p}^*$  and  $\mathbf{n}^*$  are momenta of the final proton and neutron in the new frame;  $\mathbf{p}$  and  $\mathbf{n}$  are the same momenta in the lab. frame. Of course, such definition can be accepted only near the region  $p_3 \sim \frac{1}{2}p_d$ . Assuming that the transverse motion is non-relativistic one simply gets

$$k_3 = \frac{\sqrt{M^2 + \frac{1}{2}p_d^2}}{E_d} \tilde{p}, \quad \text{where} \quad p_3 = \frac{1}{2}p_d + \tilde{p}. \quad (4)$$

The profile function is given by

$$\begin{aligned} \Gamma(\mathbf{b}) &= \frac{1}{2\pi i p_N} \int d^2 l e^{-i\mathbf{l}\mathbf{b}} f_N(q) = \\ &= \frac{(1 - i\rho_N)\sigma_N}{4\pi\beta_N^2} e^{-\frac{1}{2}b^2/\beta_N^2}, \end{aligned} \quad (5)$$

where

$$f_N(l) = \frac{(i + \rho_N)p_N\sigma_N}{4\pi} e^{-\frac{1}{2}\beta_N^2 l^2} \quad (6)$$

with  $\beta_N^2$  is the slope parameter for the nucleon-nucleus scattering,  $\sigma_N$  is the total cross section and  $\rho_N$  is the ratio of real to imaginary parts of the amplitude. Later on we will use a natural approximation  $\sigma_p = \sigma_n \equiv \sigma$ ,  $\beta_p = \beta_n \equiv \beta$  and  $\rho_N = 0$ .

Following the prescription of Ref. [21] the Coulomb interaction is included by adding the Coulomb,  $\chi_c(b_p)$ , and screening Coulomb,  $\chi_{\text{scr}}$ , phase shifts to strong interacting phase function  $\chi_{\text{str}}(\mathbf{b}_p, \mathbf{b}_n)$ , i.e.

$$\begin{aligned} \Gamma(\mathbf{b}_p, \mathbf{b}_n) &= 1 - e^{i\chi_{\text{str}}(\mathbf{b}_p, \mathbf{b}_n)} \rightarrow \\ &\rightarrow 1 - e^{i[\chi_{\text{str}}(\mathbf{b}_p, \mathbf{b}_n) + \chi_{\text{scr}} + \chi_c(b_p)]} = \\ &= \Gamma(\mathbf{b}_p, \mathbf{b}_n) + e^{i\chi_{\text{scr}}} \left[ e^{-i\chi_{\text{scr}}} - e^{i\chi_c(b_p)} \right] \times \\ &\times [1 - \Gamma(\mathbf{b}_p, \mathbf{b}_n)], \end{aligned} \quad (7)$$

where the Coulomb and screening Coulomb phase shifts are given by

$$\begin{aligned} \chi_c(b_p) &= \frac{2Z\alpha}{v_p} \ln p_3 + \frac{4\pi Z\alpha}{v_p} \left[ \ln b_p \int_0^{b_p} T_c(b') b' db' + \right. \\ &\left. + \int_{b_p}^\infty T_c(b') \ln b' b' db' \right] \equiv \chi_0 + \tilde{\chi}_c(b_p), \end{aligned} \quad (8)$$

$$\chi_{\text{scr}} = -\frac{2Z\alpha}{v_p} \ln 2p_3 R_{\text{scr}}, \quad (9)$$

respectively. Here  $T_c(b) = \int \rho_c(r) dz$  is the thickness function corresponding to the nucleon charge distribution,  $\rho_c(r)$ , normalized by  $\int \rho_c(r) d^3 r = 1$ ;  $v_p$  is the proton velocity,  $R_{\text{scr}}$  is atomic screening radius,  $Z$  is the atomic number and  $\alpha \approx 1/137$  is the fine structure constant.

After that the Coulomb amplitude reads

$$\begin{aligned} F^c(\mathbf{p}_\perp, p_3, \mathbf{Q}_\perp) &= e^{i\chi_{\text{scr}}} \frac{ip_d}{2\pi} \int d^2 B e^{i\mathbf{Q}_\perp \mathbf{B}} \int d^3 r \times \\ &\times \psi_{\mathbf{k}}^*(\mathbf{r}) \psi_0(\mathbf{r}) \left\{ \left[ e^{-i\chi_{\text{scr}}} - e^{i\chi_c(b_p)} \right] \right\} \times \\ &\times (1 - \Gamma_p - \Gamma_n + \Gamma_p \Gamma_n) = \\ &= F_{\text{dis}}^c - F_p^c - F_n^c + F_{pn}^c. \end{aligned} \quad (10)$$

Now let us consider contribution of different terms of this expression.

- Coulomb dissociation. One simply gets

$$\begin{aligned} F_{\text{dis}}^c &= \frac{ip_d}{2\pi} G\left(\frac{1}{2}\mathbf{Q}, \mathbf{k}\right) \times \\ &\times \int d^2 b_p e^{i\mathbf{b}_p \mathbf{Q}} \left[ e^{-i\chi_{\text{scr}}} - e^{i\chi_c(b_p)} \right], \end{aligned} \quad (11)$$

where

$$G\left(\frac{1}{2}\mathbf{Q}, \mathbf{k}\right) = \int d^3 r e^{\frac{i}{2}\mathbf{Q}\mathbf{r}} \psi_{\mathbf{k}}^*(\mathbf{r}) \psi_0(\mathbf{r}) \quad (12)$$

is the transition form factor. To perform integration over  $d^2 b_p$  it is useful to introduce a point charge phase shift [21]

$$\chi_{\text{pt}}(b_p) = \frac{2Z\alpha}{v_p} \ln p_3 b_p = \chi_0 + \tilde{\chi}_{\text{pt}}(b_p), \quad (13)$$

where

$$\tilde{\chi}_{\text{pt}}(b_p) = \frac{2Z\alpha}{v_p} \ln b_p,$$

and rewrite identically  $[e^{-i\chi_{\text{scr}}} - e^{i\chi_c}] = [e^{-i\chi_{\text{scr}}} - e^{i\chi_{\text{pt}}}] + [e^{i\chi_{\text{pt}}} - e^{i\chi_c}]$ . Finally one arrives at

$$\begin{aligned} F_{\text{dis}}^c &= G\left(\frac{1}{2}\mathbf{Q}, \mathbf{k}\right) [\mathcal{F}_{\text{pt}}(Q) + \Delta\mathcal{F}(Q)] \equiv \\ &\equiv G\left(\frac{1}{2}\mathbf{Q}, \mathbf{k}\right) \mathcal{F}_c(Q), \end{aligned} \quad (14)$$

where

$$\mathcal{F}_{\text{pt}}(Q) = -\frac{2Z\alpha p_d}{vQ^2} e^{i\varphi_c} \quad (15)$$

is the scattering amplitude on Coulomb potential of a point charge ( $\varphi_c = -\frac{2Z\alpha}{v} \left[ C + \ln\left(\frac{Q}{2p_3}\right) \right]$ , where  $C = 0.577215$  is Euler constant) and

$$\begin{aligned} \Delta\mathcal{F}(Q) &\equiv e^{i\chi_0} \Delta\tilde{\mathcal{F}}(Q) = \\ &= ip_d \int_0^\infty db_p b_p J_0(Qb_p) \left[ e^{i\chi_{\text{pt}}(b_p)} - e^{i\chi_c(b_p)} \right], \end{aligned} \quad (16)$$

where  $J_0(x)$  is the Bessel function.

- Proton scattering affected by Coulomb interaction.

$$F_p^c = \frac{\sigma}{4\pi} G\left(-\frac{1}{2}\mathbf{Q}, \mathbf{k}\right) \mathcal{C}_c(Q), \quad (17)$$

where  $\mathcal{C}_c(Q) = \int_0^\infty dq q e^{-\frac{\theta^2}{2}(q^2+Q^2)} I_0(\beta^2 Q q) \mathcal{F}_c(q)$ .

- Neutron scattering affected by Coulomb interaction.

$$F_n^c = \int \frac{d^2 l}{2\pi i n} G\left(\frac{1}{2}\mathbf{Q} - \mathbf{l}, \mathbf{k}\right) f_n(l) \mathcal{F}_c(|\mathbf{Q}_\perp - \mathbf{l}_\perp|). \quad (18)$$

- $n-p$  rescattering affected by Coulomb interaction.

$$F_{np}^c = -\frac{1}{(2\pi)^2 p n} \int d^2 l d^2 l' G\left(-\frac{1}{2}\mathbf{Q} + \mathbf{l}', \mathbf{k}\right) \times \mathcal{F}_c(|\mathbf{Q} - \mathbf{l} - \mathbf{l}'|) f_p(l) f_n(l'). \quad (19)$$

For gaussian amplitudes  $f_p(l)$  and  $f_n(l')$  one can integrate over the angles

$$F_{np}^c = -\left(\frac{\sigma}{4\pi}\right)^2 \int_0^\infty dq \int_0^\infty dq' q q' G\left(\frac{1}{2}q', \mathbf{k}\right) \times \mathcal{F}_c(q) \tilde{I}_0\left(-\frac{1}{2}\beta^2 q q'\right) \tilde{I}_0\left(\frac{1}{2}\beta^2 q Q\right) \times e^{-\frac{1}{4}\beta^2[(q-q')^2+(q-Q)^2]}, \quad (20)$$

where  $\tilde{I}_0(x) = e^{-|x|} I_0(x)$ . Deriving (20) we used the fact that the form factor  $G(\mathbf{Q}', \mathbf{k})$  does not depend on the  $\mathbf{Q}$ -direction when the vector  $\mathbf{k}$  is directed over  $z$  axis. We have also assumed that the nucleon-nuclei amplitudes are the same for the proton and the neutron.

Finally one gets

$$F(\mathbf{p}_\perp, p_3, \mathbf{Q}_\perp) = F^{\text{str.}} + e^{i\chi_{\text{scr}}} (F_{\text{dis}}^c - F_p^c - F_n^c + F_{np}^c). \quad (21)$$

As the result of infinite range of the Coulomb interaction, the amplitude (15) is diverged at  $Q \rightarrow 0$ . Due to the deuteron bound energy the neutron loses a part of its longitudinal momentum  $Q_0$  at the limit when the transverse momentum  $Q_\perp \rightarrow 0$  [19]. We estimate it to be

$$Q_0 = \frac{m_n^2 + (p_d - p)^2 - (E_d - E_p)^2}{2(p_d - p)}. \quad (22)$$

To take into account this effect, one has to change  $Q^2 \rightarrow Q^2 + Q_0^2$  in the denominator of the amplitude (15). The momentum  $Q_0$  is minimal at  $p = \frac{1}{2}p_d$  (see Figure 1) what means that at this kinematical region the Coulomb interaction should be maximal.

## B. Strong interaction part of the amplitude

As was mentioned before, the strong interacting amplitude (1) corresponds to the situation when the deuteron

constituents (the proton and the neutron) suffer elastic scattering only. Its square is proportional to the so-called “disintegration cross section”. To calculate the inclusive cross section, one has to add two contributions, the disintegration and absorption cross sections [22, 23]. In the later the neutron suffers inelastic collisions, but the proton keeps elastic scattering only. It is the core of Bertocchi-Treleani model.

In Ref. [16] Bertocchi-Treleani model [23] was modified in the following way:

- the deuteron wave function was considered in the framework of “minimal relativization prescription” with dynamics in the infinite momentum frame [24, 25];
- it takes into account Pauli principle at the constituent quark level.

According to Resonating Group Method (RGM) Pauli principle at the level of constituent quarks modifies the deuteron wave function at short distances by [17, 18]

$$\psi^d(1, 2, \dots, 6) = \hat{A} \phi_N(1, 2, 3) \phi_N(4, 5, 6) \chi(\mathbf{r}), \quad (23)$$

where  $\hat{A}$  is the antisymmetrizer for quarks from different three quark ( $3q$ ) bags,  $\phi_N$  are nucleon  $3q$  clusters,  $\chi(\mathbf{r})$  is the RGM distribution function and  $\mathbf{r}$  stands for the relative coordinate between two  $3q$  bags. Due to the presence of the antisymmetrizer in (23), the deuteron wave function, being decomposed into  $3q \times 3q$  clusters, includes, apart from the standard  $pn$  component, nontrivial  $NN^*$  components. Most of the isobars  $N^*$  have negative parity and thus they generate effective  $P$ -wave in the deuteron.

Following Refs. [17, 18] one can choose  $\chi(\mathbf{r})$  as a conventional two nucleon deuteron wave function renormalized by the condition, formulated in Ref. [26].

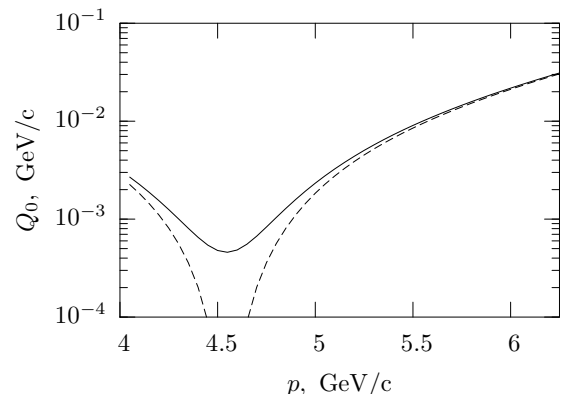


FIG. 1: Dependence of the  $Q_0$  momentum (22) on the proton longitudinal momentum  $p$  for the deuteron momentum  $p_d = 9.1$  GeV/c. The solid line is for the experimental masses of the proton and the neutron and the dashed line is for  $m_n = \frac{1}{2}m_d$ .

### C. The cross section

The differential cross section is given by

$$\frac{d^3\sigma}{d^3k} = \frac{1}{(2\pi)^3} \int d^2n |F(\mathbf{p}_\perp, p_3, \mathbf{Q}_\perp)|^2, \quad (24)$$

where  $\mathbf{p}$  and  $\mathbf{n}$  are the proton and neutron momenta. In the case, when  $p_\perp = 0$  the transverse momentum  $\mathbf{Q} = \mathbf{n}_\perp$  and the integral over the angle becomes trivial. Finally one arrives at the following expression for the invariant differential cross section

$$E_p \frac{d^3\sigma}{d^3p} = \frac{E_p^*}{(2\pi)^2} \int_0^\infty dn n |F(\mathbf{0}_\perp, p_3, n)|^2, \quad (25)$$

where  $E_p^*$  is the proton energy in the deuteron rest frame.

Due to oscillation factor  $e^{i\chi_{\text{scr}}}$  in (21), the strong interacting and Coulomb parts of the amplitude do not interfere in (25).

### III. NUMERICAL CALCULATIONS

We use the nuclear charge density which corresponds to the harmonic oscillator well

$$\rho_c(r) = \frac{2}{\pi^{\frac{3}{2}} Z a_0^3} \left[ 1 + (Z-2) \frac{r^2}{3a_0^2} \right] e^{-r^2/a_0^2}, \quad (26)$$

where  $\langle r^2 \rangle = a_0^2 \left( \frac{5}{2} - \frac{A}{4} \right)$ . For  $^{12}\text{C}$  the parameter  $a_0 = 1.60$  fm [21]. The thickness function

$$T_c(b) = \frac{2}{\pi Z a_0^2} \left[ 1 + \frac{Z-2}{6} + (Z-2) \frac{b^2}{3a_0^2} \right] e^{-b^2/a_0^2}. \quad (27)$$

The Coulomb phase shift  $\tilde{\chi}_c(b_p)$  is displayed at Figure 2.

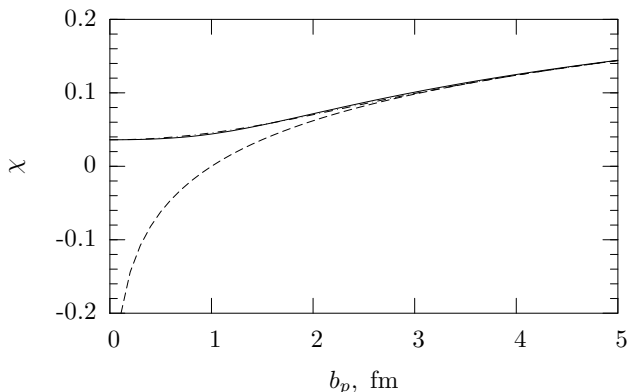


FIG. 2: The Coulomb phase shift  $\tilde{\chi}_c(b_p)$  (the solid line) and the phase shift for a point charge  $\tilde{\chi}_{\text{pt}}(b_p)$  (the dashed line) for  $^{12}\text{C}$ . The dashed-point line is for the approximation of the phase shift  $\tilde{\chi}_{\text{ap}}(b_p)$ .

In numerical calculations we use parameterizations for the phase shift  $\tilde{\chi}_c(b)$  (8) and the real and imaginary parts of the potential correction  $\Delta\tilde{\mathcal{F}}_c(Q)$  defined in Eq. (16) which are given in Appendix.

All calculations are done with the deuteron wave function for Nijm-I potential [27]. The  $S$  and  $D$  wave components of the wave function were approximated by sum of gaussians

$$u(r) = r \sum_{i=1}^N A_i e^{-\alpha_i r^2}, \quad w(r) = r^3 \sum_{i=1}^N B_i e^{-\beta_i r^2}. \quad (28)$$

For the gaussian wave function (28) one cannot construct wave function for the unbound  $pn$  system which fulfill the conditions of orthogonality and completeness. Similar to [20] one can construct only a function which is orthogonal to the deuteron wave function (28)

$$\psi_{\mathbf{k}}(\mathbf{r}) = e^{i\mathbf{k}\mathbf{r}} - (2\pi)^{3/2} \psi_s(r) \phi_s(k) / N_s, \quad (29)$$

where  $\psi_s(r) = \frac{1}{(4\pi)^{1/2} r} u(r)$ ,  $N_s$  is probability for the  $S$ -wave in the deuteron and  $\phi_s(k)$  is the Fourier transform of the deuteron  $S$ -wave function,

$$\phi_s(k) = \sqrt{\frac{1}{4\pi}} \sum_{i=1}^N \frac{A_i}{(2\alpha_i)^{3/2}} e^{-k^2/(4\alpha_i)}.$$

Finally one gets the following expression for the form factor

$$G\left(\frac{1}{2}\mathbf{Q}, \mathbf{k}\right) = (2\pi)^{3/2} \left\{ \phi_s\left(\left|\frac{1}{2}\mathbf{Q} - \mathbf{k}\right|\right) - \pi^{3/2} \frac{\phi_s(k)}{N_s} \sum_{i,j=1}^N \frac{A_i A_j}{(\alpha_i + \alpha_j)^{3/2}} \exp\left[-\frac{Q^2}{16(\alpha_i + \alpha_j)}\right] \right\}. \quad (30)$$

In numerical calculations we take for the total  $p^{12}\text{C}$  cross section its experimental value  $\sigma = 340$  mb. The slope parameter was calculated in the framework of Glauber-Sitenko model to be  $\beta^2 = 69.3$  (GeV/c) $^2$ .

### IV. COMPARISON WITH EXPERIMENT AND SUMMARY

In Figure 3 the results of calculations are compared with experimental cross section data. We also compare our results with quasi-impulse approximation, i.e.  $\frac{d^3\sigma}{d^3q} \approx \sigma_{n\text{C}}^{\text{in}} |\psi_d(q)|^2$ , where  $q$  is the proton momentum in the deuteron rest frame and  $\sigma_{n\text{C}}^{\text{in}}$  is the inelastic neutron-carbon cross section [29]. One sees that the Coulomb interaction strongly increases the cross section at the peak near  $q \sim 0$  (which corresponds to  $p \sim \frac{1}{2} p_d$ ). Out of the peak such effect sharply decreases and becomes negligibly small at  $q > 100$  MeV/c. So it cannot affect the region,  $q > 200$  MeV/c, where quark effects are assumed to be significant.

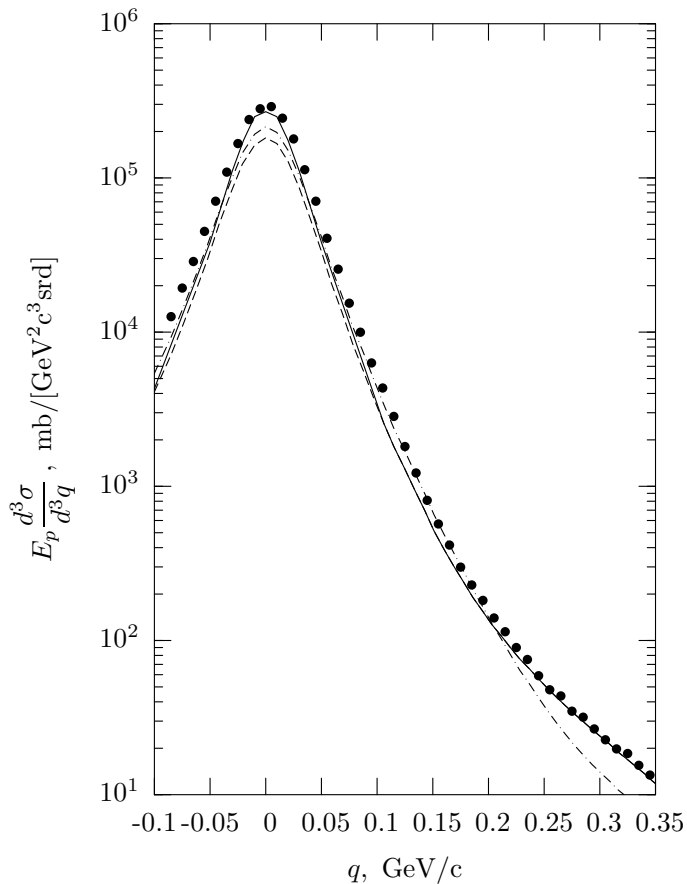


FIG. 3: The invariant cross section of the  $0^\circ$  inclusive  $^{12}\text{C}(d,p)$  break-up at  $p_d = 9.1$  GeV/c plotted versus the proton momentum in the deuteron rest frame. The experimental points are from [1, 2]. The dash-dotted curve is for the quasi-impulse approximation (see text), the dashed curve is for multiple scattering + Pauli principle at quark level (PQL), the full curve is for multiple scattering + PQL corrected by Coulomb interaction.

The authors would like to thank E.A. Strokovsky for reading manuscript and useful comments. This work was supported by Grant of State Foundation of Fundamental Research of Ukraine F/16-457-2007.

## APPENDIX A

In numerical calculations we use the following parameterizations for the phase shift  $\tilde{\chi}_c(b)$

$$\tilde{\chi}_{\text{ap.}}(b) = \frac{Z\alpha}{v_p} \ln \left( b^2 + \frac{A_1}{1 + A_2 b^2} \right) \quad (\text{A1})$$

(where  $A_1 = 2.2416$  fm $^2$ ,  $A_2 = 0.34$  fm $^{-2}$  and  $b$  is defined in fm) and the real and imaginary parts of the potential correction  $\Delta\tilde{\mathcal{F}}_c(Q)$

$$\begin{aligned} \Re\Delta\tilde{\mathcal{F}}_c(Q) &= -\frac{2Z\alpha p_d}{v} \left[ \frac{\cos\varphi_r}{A_r + Q^2} + C_r Q e^{-\frac{Q^2}{Q_r^2}} \right], \\ \Im\Delta\tilde{\mathcal{F}}_c(Q) &= -\frac{2Z\alpha p_d}{v} \left[ \frac{A_i}{B_i + Q^2} + C_i e^{-\frac{Q^2}{Q_i^2}} \right], \end{aligned} \quad (\text{A2})$$

where  $\varphi_r = -\frac{2Z\alpha p_d}{v} \left[ C + \ln \left( \frac{B_r + Q}{2p_3} \right) \right]$  and  $A_r = 0.035$  GeV $^2$ ,  $B_r = 0.086$  GeV,  $C_r = -12.410$  GeV $^{-3}$ ,  $Q_r^2 = 0.125$  GeV $^2$ ,  $A_i = 0.264$ ,  $B_i = 0.799$  GeV $^2$ ,  $Q_i^2 = 0.0242$  GeV $^2$ ,  $C_i = -1.112$  GeV $^{-2}$ .

- 
- [1] Ableev V.G. et al. //Nucl. Phys. – 1983. – **A 393**. – P. 491-501; ibid – 1984. – **A 411-501**. – P. 591 (E); Pis'ma v ZhETF – 1983. – **37**. – P. 196-198; JINR Rap. Comm. – 1992. – **1[54]**. – P. 10.
- [2] Zaporozhets S.A. et al. //Proceedings of VIII International Seminar in High Energy Problems (Dubna, June 1986). – 1986. – D1,2-86-668. – P. 341-349.
- [3] Perdrisat C.F. et al. //Phys. Rev. Lett. – 1987. – **59**. – P. 2840-2843.
- [4] Ableev V.G. et al. // Pis'ma v ZhETF – 1988. – **47**. – P. 558-561.
- [5] Punjabi V. et al. // Phys. Rev. – 1989. – **C 39**. – P. 608-618.
- [6] Ableev V.G. et al. //JINR Rap. Comm. – 1990. – **4[43]-90**. – P. 5.
- [7] Nomofilov A.A. et al. //Phys. Lett. – 1994. – **B 325**. – P. 327-332.
- [8] Aono T. et al. //Phys. Rev. Lett. – 1995. – **74**. – P. 4997-5000.
- [9] Azgirey L.S. et al. //Phys. Lett. – 1996. – **B 387**. – P. 37.
- [10] Cheung N.E. et al. //Phys. Lett. – 1992. – **B 284**. – P. 210-214.
- [11] Dzikowski T. et al. //Proceedings of International Seminar in Workshop 'Dubna 97', JINR. – 1992. – E2-92-25. – P. 181.
- [12] Kuehn B. et al. //Phys. Lett. – 1994. – **B 334**. – P. 298; Azgirey L.S. et al. //JINR Rap. Comm. – **3[77]-96**. – P. 23.
- [13] Berthet P. et al. //J. Phys. G:Nucl. Phys. – 1982 – **8**. – P. L111.
- [14] Azgirey L.S. et al. //Phys. Atom. Nucl. – 1998. – **61**. – P. 432-447 [Yad. Fiz. – 1998. – **61**. – P. 494-510]; Phys. Lett. – 1997. – **B 391**. – P. 22-28.
- [15] Punjabi V. et al. //Phys. Lett. – 1995. – **B350**. – P. 178-183.
- [16] Kobushkin A.P. //Phys. Lett. – 1998 – **B 421**. – P. 53-58; Phys. Atom. Nucl. – 1999. – **62**. – P. 1400-1146 [Yad.

- Fiz. – 1999. – **62**. – P. 1213-1219]; A. P. Kobushkin, in Proceedings of the RCNP-TMU Symposium “Spins in Nuclear and Hadronic Reactions”, ed. by H. Yabu, T. Suzuki, and H. Toki (World Sci., Singapore, 2000) p. 223.
- [17] *Glozman L.Ya., Kobushkin A.P., and Syamtomov A.I.* //Phys. Atom. Nucl. – 1996. – **59**. – P. 795-803 [Yad. Fiz. – 1996. – **59**. – P. 833-841].
- [18] *Glozman L.Ya. and Kuchina E.I.* //Phys. Rev. – 1994. – **C 49**. – P. 1149-1165.
- [19] *Akhiezer A.I. and Sitenko A.G.* //Phys. Rev. – 1957. – **106**. – P. 1236.
- [20] *Evlanov M.V., Polozov A.D., and Struzhko B.G.* //Ukr. P. J. – 1980. – **25** – P. 813.
- [21] *Glauber R.J. and Matthiae G.* //Nucl. Phys. – 1970. – **B21**. – P. 135-157.
- [22] *Bertocchi L. and Tékou A.* //Nuovo Cim. – 1974. – **21** **A**. – P. 223.
- [23] *Bertocchi L. and Treleani D.* //Nuovo Cim. – 1976. – **36** **A**. – P. 1-22.
- [24] *Frankfurt L.L. and Strikman M.I.* //Yad. Fiz. – 1979. – **29**. – P. 490; Phys. Rep. – 1976. – **76**. – P. 215.
- [25] *Kobushkin A.P. and Vizireva L.* //J. Phys. G:Nucl. Phys. – 1982. – **8**. – P. 893.
- [26] *Oka M. and Yazaki K.* //Prog. Theor. Phys. – 1981. – **66**. – P. 556.
- [27] *Stoks W.G., Klomp R.A.M., Terheggen C.F.P., and de Swart J.J.* //Phys. Rev. – 1994. – **C 49**. – P. 2950.
- [28] For the further applications of this model see, e.g., [20].
- [29] For the meaning of the quasi-impulse approximation see, e.g. Ref. [1].