

The Square Cat

E. Putterman and O. Raz
Department of Physics
Technion, 32000 Haifa, Israel

June 21, 2021

Abstract

We present a simple, two dimensional example of a "cat" – a body with zero angular momentum that can rotate itself with no external forces. This model is used to explain why this problem is known to be a gauge theory and to illustrate the importance of non-commutative operators. We will also show a comparison between the free-space "cat" in Newtonian mechanics and the same problem in Aristotelian mechanics at low Reynolds number; this simple example shows the analogy between (angular) momentum in Newtonian mechanics and (torque) force in Aristotelian mechanics. We will end by pointing out a topological invariant common to our model in free space and at low Reynolds number.

1 Introduction

It is well known that a cat, falling from a tree with its feet facing upwards, can rotate itself in midair in order to land on its feet, even when its net angular momentum is zero. Reorientation of deformable bodies with zero angular momentum (which we call "cats") is also important for satellites, astronauts, dancers, divers [1, 4, 5], and nanomechanics [7]. At first glance, rotation with zero angular momentum seems to be an impossible task. This is because we usually study the angular momenta of rigid bodies, which indeed cannot rotate with zero angular momentum. Deformable bodies, however, can reorient themselves with no net angular momentum, as we will show.

Besides being counter-intuitive and interesting, the rotations of "cats" were shown to be a gauge theory problem [1, 9, 10], and to be deeply connected to swimming in curved space [6, 15].

The canonical model of a falling cat (Kane and Scher [14]) is two identical axi-symmetric rigid bodies, connected by a 'no twist' joint. Here we propose a different model. Our model, which we describe in section 2, does not look like a real cat at all; however, it is manifestly two dimensional, and hence simple to analyze, while demonstrating the same basic phenomenon of rotating with zero angular momentum around an axis.

Deformable bodies, besides being able to rotate with zero angular momentum at free space, are also able to swim when placed in fluid. At low Reynolds number, where inertia is negligible, swimming of deformable bodies shares much with the reorientation of deformable bodies in free space: the two problems are known to be gauge problems [1] (we will discuss this in the free space case in sections 3 and 4), and in both problems the ability to change orientation depends on non-commutative operations (we will discuss this in the case of rotations in section 5). We will show in section 6 that our model, at a particular limit, will rotate identically in free space and at low Reynolds number. In the general case, the model will generally behave differently in free space and at low Reynolds number; however, the maximal rotation due to the largest possible stroke must be the same - as a consequence of a topological invariant which we will discuss in section 7.

2 The Model

The model we propose is composed of 4 spheres, each with mass m , connected by 4 massless rods in the shape of a parallelogram. The cat can control the base angle, which we will denote by θ , and the length of one of the pairs of parallel rods, which we will call a . The other pair of rods has fixed length which we denote by b (see Fig. 1). Since the model is made of 4 masses, each with 2 degrees of freedom, it has 8 degrees of freedom. However, there are 5 constraints in this problem: 4 distances between the masses due to the rods, and one angle. Thus, there are only three physical degrees of freedom, which can be expressed as 2 degrees for the location of the center of mass, and one degree for the total rotation. Since it is clear that without external forces the velocity of the center of mass will not change, we will work in the reference frame in which the center of mass is at rest, and we will not consider its two

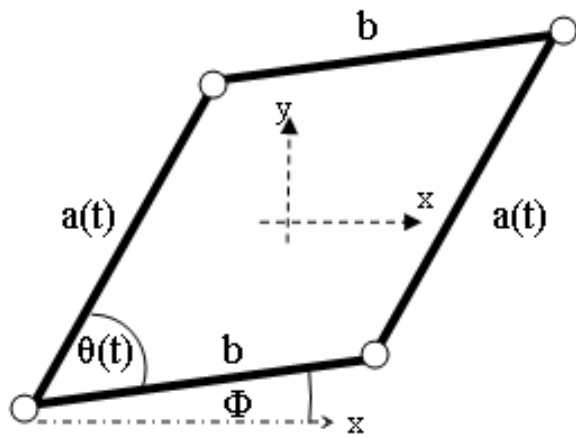


Figure 1: *Example 1*– The cat model, ϕ chosen as the angle between x and the b rod.

degrees of freedom. This leaves us with only one physical degree of freedom - the total rotation of the body, which we denote by ϕ . There are many ways to choose the angle ϕ , as we will discuss in section 3; here we will choose ϕ as the angle between the x -axis of an arbitrarily oriented reference frame whose origin is at the center of mass and one of the b rods (see Fig. 1).

We would now like to show that the "cat" can rotate itself by changing a and θ . The equation of motion of this system is conservation of angular momentum (which in a 2-dimensional system is a scalar), $\frac{dL}{dt} = 0$. The initial angular momentum is 0, so this equation is equivalent to $L = 0$. We can write L in terms of the change in a, θ, ϕ - that is, in terms of $\dot{a}, \dot{\theta}, \dot{\phi}$. A direct calculation shows that the equation of motion is:

$$L = 4\dot{\phi}(a^2 + b^2) + 4\dot{\theta}a^2 = 0 \quad (1)$$

From this equation we can derive an equation for the change in ϕ : since $\dot{\phi} = -\frac{\dot{\theta}a^2}{a^2+b^2}$, we can write $\Delta\phi = \int -\frac{\dot{\theta}a^2}{a^2+b^2}dt$. This equation can be written as

$$\Delta\phi = - \int \frac{a^2}{a^2 + b^2} d\theta \quad (2)$$

The independence of Eq. (2) with respect to the time parametrization means that the rotation is *geometric* [1]: the total rotation is independent of the speed at which a and θ change; the geometry of the change - the curve in (a, θ) space representing the change - uniquely determines the total rotation.

Eq. (2) can be written in the form

$$\Delta\phi = - \oint_{\gamma} \frac{a^2}{a^2 + b^2} d\theta + 0 da \quad (3)$$

where γ is the path in (a, θ) of the changes in the shape of the cat. This has the form of a line integral $\oint_{\gamma} \vec{A} \cdot d\vec{\ell}$, where $\vec{A} = \left(\frac{a^2}{a^2+b^2}, 0\right)$ and $d\vec{\ell} = (d\theta, da)$.

By Stokes' theorem, we can rewrite Eq. (3) as:

$$\Delta\phi = \int_{S(\gamma)} \mathcal{F}(a, \theta) da d\theta = \int_{S(\gamma)} \frac{2ab^2}{(a^2 + b^2)^2} da d\theta \quad (4)$$

where $S(\gamma)$ is the oriented surface bounded by the path γ and $\mathcal{F} = \frac{\partial A_{\theta}}{\partial a} - \frac{\partial A_a}{\partial \theta} = \frac{2ab^2}{(a^2+b^2)^2}$. Eq. (4) tells us that the cat can indeed rotate itself: the

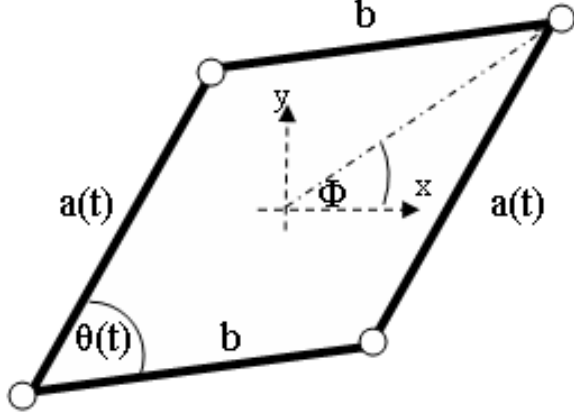


Figure 2: *Example 2*– The cat model, ϕ chosen as the angle between x and one of the masses.

change in ϕ for a closed path is the surface integral of \mathcal{F} inside the path. Since $\mathcal{F}(\theta, a) \neq 0$, the rotation is not zero for a general path, and a cat changing its shape (a, θ) in the manner described by the path will rotate. We can also calculate the maximal angle this cat can rotate in one "stroke" (a simple closed path in (a, θ)): since $0 < \theta < \pi$ and $0 < a < \infty$, the maximal rotation is given by $\int_0^\pi d\theta \int_0^\infty \frac{2ab^2}{(a^2+b^2)^2} da = \pi$. As we show in section 7, this is a consequence of the topology of the shape space.

3 The Cat as a Gauge Problem

Gauge theories are an important part of the formalism of fundamental physical laws. They are also known to play an important part in classical mechanics [9, 2], swimming at low Reynolds number [1], and many other mathematical and physical problems. One such problem is the rotation of deformable bodies, as discussed in detail in [2, 1, 10]. As our model, being 2-dimensional with only two controls (a and θ) and one response(ϕ), is extremely simple,

it is a suitable example for the construction of a gauge theory.

We will start by considering the problem we have already solved: the calculation of the total rotation of our system for a given sequence of changes in the "controls" a and θ . The total rotation $\Delta\phi$ for a "stroke" is well-defined and easy to calculate using Eq. (4). The answer cannot be different for different ways of measuring ϕ because the system ends in the same shape in which it began; thus $\Delta\phi$ must be equal for all choices. But for a sequence of changes that does not end with the same a and θ as the initial configuration (i.e., not a "stroke"), the total rotation is not well-defined and depends on the way we have decided to characterize the angle ϕ .

To demonstrate this, let us consider two cases (Figs. 1, 2): in the first case, (*Example 1*) ϕ is chosen as we chose it in section 2 - the angle between the x axis of our reference frame and the b rods. In the second case (*Example 2*), the angle ϕ is chosen as the angle between the x -axis and the line connecting two opposite masses. The two different choices for ϕ are legitimate: in both, (a, θ) and ϕ completely describe the system. By no *a priori* consideration is one of these choices superior to the other (or any of the other ways to choose ϕ). However, it is easy to see that for a path in (a, θ) -space that is not closed, $\Delta\phi$ is different in the two systems. For example, consider a change in a alone while keeping $\theta = \frac{\pi}{2}$: if ϕ is chosen as the angle of the b rods with the x -axis, it will not change when a changes at constant θ (and indeed - we have seen that $A_a=0$ in this system), but if ϕ is defined as the angle of the line between the opposite masses, it will change even when a alone changes.

We see that our system gives us the freedom to choose how to measure ϕ . This freedom is called "gauge freedom." While some properties of the system are gauge-dependent ($\Delta\phi$ of non-closed paths; \vec{A}), others ($\Delta\phi$ of strokes; \mathcal{F}) are independent of gauge. This is analogous to the gauge freedom of the magnetic potential vector: the gauge-independent properties of magnetism are the magnetic field \vec{B} (similar to \mathcal{F} of the "cat") and the total magnetic flux Φ through a closed loop γ (corresponding to $\Delta\phi$). The gauge dependent properties are the potential vector \vec{A} (an analog to \vec{A} of the "cat") and its integral over a non-closed path (analog to $\Delta\phi$). While in the case of magnetism it is difficult to understand what different gauges represent, as we cannot measure any gauge dependent quantity, in the case of the "cat" different gauges are easily interpreted because gauge dependent quantities are readily calculable.

4 Solving our Model in a Different Gauge

The choice we made for ϕ in section 2 was not at all arbitrary; solving this problem directly in a different choice of ϕ , as in *Example 2*, can be very difficult - though it is clear that at least \mathcal{F} must be the same in all cases. However, once we solve the system in one gauge, we can easily transfer our results to any new gauge without calculating L , which may be complicated. In order to do this, we can write ϕ in the new gauge (which we denote by $\tilde{\phi}$) as

$$\tilde{\phi} = \phi + f(\theta, a) \quad (5)$$

where $f(\theta, a)$ is the difference between the two measured angles (which is a function of a and θ , but not of ϕ itself). This implies that the infinitesimal change in $\tilde{\phi}$ can be expressed as

$$d\tilde{\phi} = d\phi + \frac{\partial f}{\partial \theta} d\theta + \frac{\partial f}{\partial a} da = d\phi + \nabla f \cdot d\vec{\ell} \quad (6)$$

where $\nabla = (\frac{\partial}{\partial \theta}, \frac{\partial}{\partial a})$. Since $d\phi = \vec{A} \cdot d\vec{\ell}$, we can rewrite Eq. (6) as

$$d\tilde{\phi} = (\vec{A} + \nabla f) \cdot d\vec{\ell} = \vec{\tilde{A}} \cdot d\vec{\ell} \quad (7)$$

Thus, the new A ($\vec{\tilde{A}}$) under the gauge transformation $\tilde{\phi} = \phi + f(\theta, a)$ can be expressed as

$$\vec{\tilde{A}} = \vec{A} + \vec{\nabla} f \quad (8)$$

\mathcal{F} will not change due the gauge transformation, since $\tilde{\mathcal{F}} = \frac{\partial \tilde{A}_\theta}{\partial a} - \frac{\partial \tilde{A}_a}{\partial \theta} = \mathcal{F} + \frac{\partial^2 f}{\partial \theta \partial a} - \frac{\partial^2 f}{\partial a \partial \theta} = \mathcal{F}$. We can now easily calculate $\vec{\tilde{A}}$ for *Example 2*: from a geometric calculation it is clear that

$$\tilde{\phi} = \phi + \arcsin \frac{a \sin \theta}{\sqrt{a^2 + b^2 + 2ab \cos \theta}} \quad (9)$$

thus

$$\vec{\tilde{A}} = \left(\frac{a^2}{a^2 + b^2} + \frac{a (\cos \theta (a^2 + b^2) + ab(1 + \cos^2 \theta))}{(b + a \cos \theta)(a^2 + b^2 + 2ab \cos \theta)}, \frac{b \sin \theta}{(b^2 + a^2 + 2ab \cos \theta)} \right) \quad (10)$$

In this gauge, as we have noted before, A_a is nonzero.

To check this result, we can recalculate $\mathcal{F} = \frac{\partial A_\theta}{\partial a} - \frac{\partial A_a}{\partial \theta} = \frac{2ab^2}{(a^2 + b^2)^2}$, which is identical to Eq. (4), as it must be.

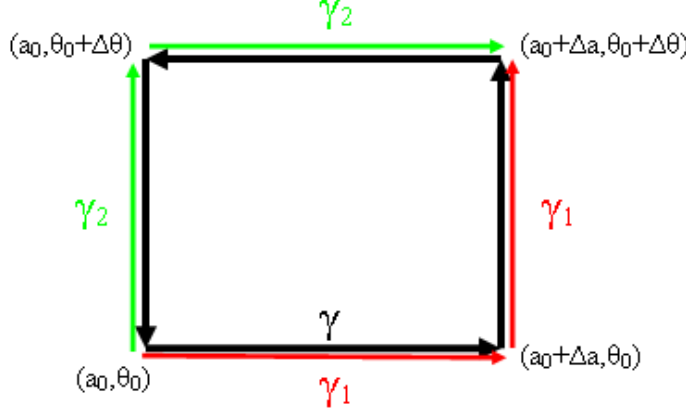


Figure 3: $\int_{\gamma} \vec{A} \cdot d\vec{\ell} = \int_{\gamma_1} \vec{A} \cdot d\vec{\ell} - \int_{\gamma_2} \vec{A} \cdot d\vec{\ell}$

5 The Importance of Non-Commutativity

Consider the same system, but now fix $\theta = \frac{\pi}{2}$ and let b be a control instead. Clearly the system is now unable to rotate itself with zero angular momentum, though if we choose ϕ as in *Example 2*, ϕ will change when changing only a . This implies that the ability to change orientation with zero angular momentum is measurable only on closed paths in shape-space – which is equivalent to saying that a body can rotate itself if and only if $\mathcal{F} \neq 0$.

Also, let us consider an infinitesimal rectangular path $\gamma = (a_0, \theta_0) \rightarrow (a_0, \theta_0 + \Delta\theta) \rightarrow (a_0 + \Delta a, \theta_0 + \Delta\theta) \rightarrow (a_0 + \Delta a, \theta_0) \rightarrow (a_0, \theta_0)$ (see Fig. 3). If $\mathcal{F} \neq 0$, the path integral $\oint_{\gamma} \vec{A} \cdot d\vec{\ell}$ is nonzero. We can divide the path into two paths, $\gamma_1 = (a_0, \theta_0) \rightarrow (a_0, \theta_0 + \Delta\theta) \rightarrow (a_0 + \Delta a, \theta_0 + \Delta\theta)$ and $\gamma_2 = (a_0, \theta_0) \rightarrow (a_0 + \Delta a, \theta_0) \rightarrow (a_0 + \Delta a, \theta_0 + \Delta\theta)$, and write $\oint_{\gamma} \vec{A} \cdot d\vec{\ell} = \int_{\gamma_1} \vec{A} \cdot d\vec{\ell} - \int_{\gamma_2} \vec{A} \cdot d\vec{\ell} \neq 0$, which implies that $\int_{\gamma_1} \vec{A} \cdot d\vec{\ell} \neq \int_{\gamma_2} \vec{A} \cdot d\vec{\ell}$ – the two paths lead to different rotations! This means that the *order* in which the deformations are made is important for bodies that can rotate with zero angular momentum, and vice-versa: in order for two deformations (followed by their inverses) to generate a net rotation, they must be non-commutative.

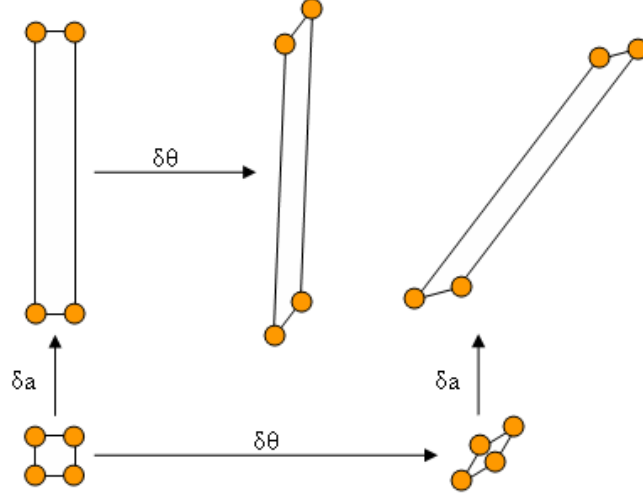


Figure 4: Changing a and θ in different orders leads to different rotations - this can easily be seen at large strokes.

In the case of the cat, changing a and b with fixed θ are two commutative operations – the order in which they are made does not matter, and thus they do not generate a rotation. But changing a and changing θ are non-commutative operations! This can be understood by comparing too large deformations: take the initial configuration to be a square ($a = b, \theta = \frac{\pi}{2}$) and change a greatly. This will make our system very long and thin rectangle - a *needle*. Then letting $\theta \rightarrow 0$ will lead to only small rotation of the long axis of the needle. However, doing the changes in an opposite order will lead to a needle rotated by almost $\frac{\pi}{4}$ radians with respect to the first one (Fig. 4).

6 A Cat in Honey - Aristotelian Mechanics

A "cat" is a deformable body which can change its orientation just by deforming itself. In a sense, this is an analog for a swimmer in a fluid, which is a deformable body that can change both its orientation and its position just by deforming itself. Thus, it is natural to ask how the "cat" will behave not just in empty space, but in some fluid. While in most cases this question is a very complicated one and shares very little with the empty space case, there is one regime in which the two questions share a lot - at low Reynolds

number.

The dimensionless Reynolds number of a body in a fluid is defined the ratio of the inertial forces on the body to the viscous forces. At low Reynolds number the viscous forces dominate; the Navier-Stokes equations simplify to the time-invariant Stokes equations and inertia becomes irrelevant [13].

Our "cat" is perfectly able to swim at low Reynolds number [3]; just as in free space, the "cat" is able to rotate but unable to translate itself. However, the calculation of its rotation in this case is significantly different from the previous calculation in free space. At $Re \ll 1$, Newton's first law does not hold; force is instead proportional to velocity – the system follows the physics of Aristotle, who believed that a body with no force acting upon it will not move. This regime also displays a characteristic of the "cat" in free space which was noted in section 2: all motion is geometric, because the governing equations are independent of time.

Consider the case where the radii of the spheres are small relative to the distances between them, and we can neglect the hydrodynamic interactions between the spheres (the interaction decays with $\frac{r}{x}$ where r is the radii and x is the distance [8]). In this case, the only force is the viscous force of the fluid on each sphere, which is of the form

$$\vec{F}_i = -6\pi\eta r_i \vec{v}_i \quad (11)$$

where η is the fluid viscosity and r_i and \vec{v}_i are the radius and velocity of the i 'th sphere, respectively (we will assume that all spheres have the same radius $r_i = r$). There are no external forces or torques, so $\sum \vec{F}_i = \vec{0}$ and $\sum \tau_i = 0$. From the symmetry of the "cat" it is clear that the former equation will be satisfied if and only if the cat does not translate. We use $\sum \tau_i = 0$ as the equation of motion and calculate the rotation of the "cat" at low Re for a given stroke as we did for the cat in free space.

The sum of the torques on each sphere is given by $6\pi\eta r \sum_i \vec{x}_i \times \vec{v}_i$, which can be thought of as a scalar because the system is two-dimensional. But $\sum_i \vec{x}_i \times \vec{v}_i$ is just the angular momentum divided by the mass! Thus we can write $\sum \tau = 0 = L \left(\frac{6\pi\eta r}{m} \right)$. This is equivalent to the governing equation of the "cat" in free space, $L = 0$, and all the calculations – A , \mathcal{F} , etc. – are identical! We have the surprising result that for the "cat", the motion at low Reynolds number without interactions is the same as the motion in free space. The reason for this can easily be seen from the equations: in free space, the equation of motion is $L = 0$, and at low Reynolds number we

have $\tau_{net} = 0$ – because momentum in Newtonian mechanics maps to force in Aristotelian mechanics, these equations are the same. For us, this was a nice surprise, since the governing physics is completely different: for example, the ”cat” does not dissipate energy in free space, but it does at low Re .

When the ratio of the distance between the spheres to their radii is not very large, we cannot neglect the hydrodynamic interactions between the spheres. In this case the expression for the force on each sphere is far more complicated, and is affected by the velocities of the other spheres as well. This means that there is no longer a simple map between the torque at low Re and the angular momentum in empty space, and generally the two cases are different. However, the empty space and low Re case still have much in common; for example, the time parametrization independency which enables us to calculate the total rotation through $\mathcal{F}(a, \theta)$. The ”cat” in free space and at low Re number share several other properties as well – for example, the integral of \mathcal{F} over the entire shape space is π in both cases – the reason for which is discussed in the next section.

7 Topological Invariants of the Cat

We showed earlier that the total rotation of the maximal stroke is π . Interestingly, this is the case for our ”cat” in both free space and at low Reynolds number – even when one takes into account the interactions between the four spheres. The interactions in general change \mathcal{F} , but not the integral of \mathcal{F} over the whole shape space; this is a nice example of a topological invariant which characterizes our system [11, 12]. To demonstrate this, we will consider the case in which θ can take values up to 2π and not just π . If we show that in this case the rotation is 2π , it is clear from symmetry that in the case $\theta \leq \pi$ the total rotation must be π .

Let us look at the case $a = b = 1$ for simplicity, and change θ from 0 to 2π , keeping $a = 1$. Since in this case $\vec{A} = (\frac{1}{2}, 0)$, we get $\Delta\phi = \pi$. However, trying to do the same calculation using F instead of \vec{A} we face a problem: what area does this curve bound? We can look at it in two different ways:

- We can complete our stroke by changing a , at $\theta = 2\pi$, from 1 to 0, then changing θ to 0 (keeping $a = 0$), and finally changing a back to 1. The changes in a will not change $\Delta\phi$ because $A_a = 0$; even if this is not the case (if we use a different gauge), the two paths (increasing and

decreasing a) must cancel each other because θ is the same on both. The changes in θ do not change $\Delta\phi$ either: at $a = 0$ we have $\vec{A}_\theta = 0$. Thus $\Delta\phi$ must be the same in the complete and incomplete strokes. The integral of \mathcal{F} over this area (which we denote as S_1) gives $\pm\pi$ (the sign depends on choice of the surface orientation).

- Alternatively, we can change a (at $\theta = 2\pi$) to infinity (instead of 0), then change θ to zero, and then change a back to 1. At $a = \infty$, $A_\theta = 0$ just as at $a = 0$, so again all the added parts of the stroke will not change $\Delta\phi$. The integral of \mathcal{F} over this area (which we denote as S_2), is $\mp\pi$. The sign is opposite, since the two strokes bound areas with opposite orientations!

We conclude that the two ways of calculating $\Delta\phi$ are not necessarily the same, but they must only differ by $2\pi n$ for some integer n (that is $\int_{S_1} \mathcal{F} da - \int_{S_2} \mathcal{F} da = 2\pi n$), and in our case $n = 1$. But since the orientations of S_1 and S_2 are opposite, the difference between the integrals is just the integral of \mathcal{F} over the two areas with the same orientation. That is to say $\int \mathcal{F} da = 2\pi n$ (the integral is taken over all shape space), for some integer n , which in our case turns out to be 1. Thus the integral of \mathcal{F} over all shape space can only be changed in 2π "jumps", and cannot take any value.

The "trick" of going through $a = 0$ or $a = \infty$ is not really necessary. If we use a different coordinate system: suppose we choose ψ – the angle between the center of mass and the two masses along the same a rod – as a control instead of a (see Fig 5). In this case, $a = 0 \Leftrightarrow \psi = 0$ and $a = \infty \Leftrightarrow \psi = \pi$. In this parametrization our shape space looks like the surface of a sphere: it has two coordinates $(\theta, \psi) \in [0, 2\pi) \times [0, \pi]$. At both $\psi = 0$ and $\psi = \pi$, θ loses its meaning, just like the longitude coordinate on a sphere. Now instead of adding paths, we can just integrate over the surface that includes the poles. Since each closed loop on the sphere bounds two areas with opposite signs, the rest of the argument is the same.

The fact that the total curvature of our system can only "jump" in 2π steps teaches us something about the system: for example, we see immediately that the total curvature will still be 2π when there are different masses on the two diagonals: starting with equal masses and changing them slowly, \mathcal{F} must change continuously at each point, so the total integral over \mathcal{F} must also change continuously. However, we know it can only change in 2π jumps, so it does not change at all! This also explains why the interactions between

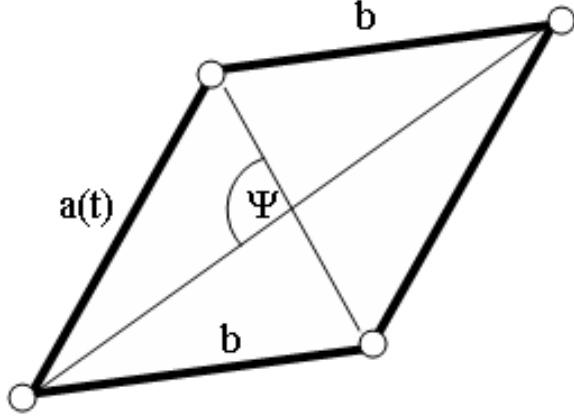


Figure 5: Instead of $a(t)$, one can use ψ to define the shape

the spheres at low Reynolds number, as we claimed, do not change the total curvature either: for infinitesimal spheres, where the interactions are negligible, the system acts just like the free space cat, and the total curvature is also 2π . Inflating the spheres continuously cannot change the total integral over \mathcal{F} , although the interactions are not negligible anymore!

Acknowledgments We thank SciTech 2007 for giving us the opportunity to do this research and J.E Avron for discussions. O.R is supported by the ISF and the fund for promotion of research at the Technion.

References

- [1] F. Wilczek A. Shapere. *Geometric phases in physics*. World Scientific, 1989.
- [2] F. Debbasch. Classical mechanics and gauge theories. *Am. J. Phys*, 61:1131–1133, 1993.

- [3] R. Dreyfus, J. Baudry, and H.A. Stone. Purcells rotator: mechanical rotation at low reynolds number. *Eur. Phys. J. B*, 47:161–164, 2005.
- [4] Martin H. Edwards. Zero angular momentum turns. *Am. J. Phys.*, 54(9):846–847, September 1986.
- [5] Cliff Frohlich. Do springboard divers violate angular momentum conservation? *Am. J. Phys.*, 47:583–592, 1979.
- [6] O. Kenneth J. E. Avron. Swimming in curved space or the baron and the cat. *New J. Phys.*, 8:1–15, 2006.
- [7] O. Kenneth J. E. Avron, O. Gat and U. Sivan. Optimal rotations of deformable bodies and orbits in magnetic fields. *Phys. Rev. Lett.*, 92:040201–1:4, January 2004.
- [8] and H. Brenner J. Happel. *Low Reynolds number hydrodynamics*. Kluwer, second edition, 1963.
- [9] L. F. Lopez and F. A. B. Coutinho. Motion of articulated bodies: An application of gauge invariance in classical Lagrangian mechanics. *Am. J. Phys.*, 65:528–536, June 1997.
- [10] R. Montgomery. Gauge theory of the falling cat. *Fields institute communications*, 1:193–218, 1993.
- [11] K. Moriyasu. Gauge invariance and hidden symmetries. *Am. J. Phys.*, 49:819–826, 9 1981.
- [12] M. Nakahara. *Geometry, Topology and Physics*. Institute of physics publishing, Bristol and Philadelphia, 1990.
- [13] M.E. Purcell. Life at low reynolds number. *Am. J. Phys.*, 45(1):3–11, January 1977.
- [14] M. P Scher T. R. Kane. A dinamical explanation to the falling cat phenomenon. *Int. J. Solids Struct.*, 5:663–670, 1969.
- [15] J. Wisdom. Swimming in spacetime: Motion by cyclic changes in body shape. *Science*, 299:1865–1869, March 2003.