

Scaling Laws and Techniques in Decentralized Processing of Interfered Gaussian Channels

Amichai Sanderovich, Michael Peleg and Shlomo Shamai (Shitz)
Technion, Haifa, Israel

Email: {amichi@tx,michael@lana,sshlomo@ee}.technion.ac.il

Abstract

The achievable communication rates and the corresponding upper bounds of distributed reception in the presence of an interfering signal are investigated. The scheme includes one transmitter communicating to a remote destination via two relays, which forward messages to the remote destination through reliable links with finite capacities. The relays receive the transmission along with some unknown interferer. We focus on three common settings for distributed reception, wherein the scaling laws of the capacity (the pre-log as the power of the transmitter and the interferer are taken to infinity) are completely derived. It is shown in most cases that in order to overcome the interference, a defined amount of information about the interferer needs to be forwarded along with the desired message, to the destination. It is exemplified in one scenario that the cut-set upper bound is strictly loose. The results are derived using the cut-set along with a new bounding technique, which relies on multi letter expressions. Additionally, lattices are found to be a useful communication technique in this setting, and are used to characterize the scaling laws of achievable rates.

I. INTRODUCTION

In this paper, we treat the problem of decentralized detection, with an interfering signal. Decentralized detection [1] is an interesting and timely setting, with many applications such as the emerging 4G networks [2], [3], smart-dust and remote inference to name just a few.

This setting consists of a distant destination with an intermediate relay/s which facilitate the communication with a transmitter, where no direct link between the transmitter and destination is provided. The model includes reliable links with fixed capacities between the relays and the destination. Such model is further extended in [4] to incorporate a fading channel between the transmitter and the relays.

The setting also includes an interference, which is modeled as a Gaussian white signal (no encoding is assumed). The interfering signal is unknown to either the transmitter, the destination or the relays. This is somewhat different model than that treating the jamming problem as a minmax optimization, where the jammer is optimized to block the communication of the transmitter, which in turn is optimized to maximize the reliably conveyed rate [5], [6]. The only remedy offered in this paper is the exploitation of the spatial correlation, where different relays are receiving the same jamming signal. In order to efficiently overcome the jammer in a distributed manner, we use a lattice code, which enables efficient modulo operation, filtering out some of the undesired interference.

Lately, several contributions suggested scenarios in which structured codes, and lattices in particular can outperform best known random coding arguments [7],[8] [9] and [10]. These works apply the new advances in the understanding of lattice codes [11],[12] and [13], and nested lattices [14], [15], and specifically their ability to perform well as both source and channel codes.

Additional works relevant in this respect are [16] which uses lattices to overcome known interference (by a remote helper node), and is a special case of [17], which discusses the capacity of the doubly dirty MAC channel. These two works deal with a helper node which aids the transmitter to overcome an interference. This is similar to our model, where instead of a channel, the helper node has a reliable link with finite capacity to the destination.

Several other works are relevant here. The capacity for distributed computation of the modulo function with binary symmetric variables is given in [18], while distributed computation with more general assumptions is provided in [19]. A deterministic approach to wireless network, which specifically fits the scaling law measure, is given in [20].

We will focus on three main scenarios, where each scenario characterizes different constraints on the resources available for communication. The scaling laws derived for these scenarios reveal that a defined amount of information about the interference is required at the destination if reliable communication is established. This conclusion is an extension of a special case of the results of Kroner and Marton [18], for two separated *independent* binary sources X, Y , where a remote destination wishes to retrieve $X \oplus Y$, and needs to get both X, Y .

This paper is divided into four sections, the first section contains the general setting and the basic definitions, the second section contains all central results, and some basic proofs, the third section contains proofs of the necessary conditions, while the fourth section contains proofs of the sufficient conditions. We then conclude with some final notes.

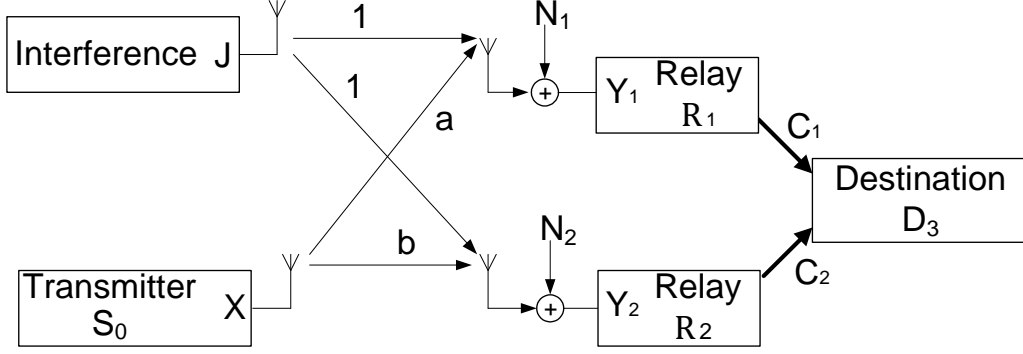


Fig. 1. The system setting, with transmitter S_0 received by \mathcal{R}_1 and \mathcal{R}_2 with channel transfer coefficients a and b , respectively. Lossless links with respective capacities of C_1 and C_2 between relays $\mathcal{R}_1, \mathcal{R}_2$ and destination \mathcal{D}_3 .

II. MODEL AND DEFINITIONS

We denote by X_i the random variable at the i -th position and by \mathbf{X} the vector of random variables (X_1, \dots, X_n) .

We consider the channel as it appears in Figure 1, where a source S_0 wishes to transmit the message $W \in \{1, \dots, 2^{nR}\}$ to the destination D_3 by transmitting \mathbf{X} to the channel, where R designates the communication rate. The transmitter is limited by an average power constrain $\sum_{k=1}^n \mathbb{E}[X_k^2] \leq P_X$. The channel has two outputs, Y_1 and Y_2 , where

$$Y_1 = aX + J + N_1 \quad (1)$$

$$Y_2 = bX + J + N_2. \quad (2)$$

The additives J, N_1, N_2 are Gaussian memoryless independent processes, with zero mean and variances of P_J, P_{N_1}, P_{N_2} , respectively, and $a, b \in \mathbb{R}$ are two fixed scalings to be further addressed. The two channel outputs Y_1, Y_2 are received by two distinct relay units, \mathcal{R}_1 and \mathcal{R}_2 , respectively. These relays use separate processing on the received signals Y_1 and Y_2 , and then forward the resultant signal to the destination D_3 . It is noted that the destination is only interested in the message W . The relays can forward messages to the destination over reliable links with finite capacities of C_1 and C_2 bits per channel use. The destination then decides on the transmitted message \hat{W} . A communication rate R is said to be achievable, if the average error probability at the destination $\Pr\{W \neq \hat{W}\}$ is arbitrarily close to zero for sufficiently large n .

The communication system is therefore completely characterized by four deterministic functions ($I_n \triangleq [1, \dots, 2^n]$)

$$\mathbf{X}(W) = \phi_{S_0}(W) : I_{nR} \rightarrow \mathbb{R}^n \quad (3)$$

$$V_1(\mathbf{Y}_1) = \phi_{\mathcal{R}_1}(\mathbf{Y}_1) : \mathbb{R}^n \rightarrow I_{nC_1} \quad (4)$$

$$V_2(\mathbf{Y}_2) = \phi_{\mathcal{R}_2}(\mathbf{Y}_2) : \mathbb{R}^n \rightarrow I_{nC_2} \quad (5)$$

$$\hat{W}(V_1, V_2) = \phi_{D_3}(V_1, V_2) : I_{nC_1} \times I_{nC_2} \rightarrow I_{nR}. \quad (6)$$

In this paper we focus on three main scenarios, and investigate the scaling laws of C_1 and C_2 , as a function of an achievable rate R . Since the channel between the transmitter and the relays can support a rate with scaling of up to $\lim_{P_X \rightarrow \infty} \frac{R}{\log_2(P_X)} = \frac{1}{2}$, we investigate the required capacities of the links to achieve this scaling, and also the degradation of R when they are smaller (Case C).

We denote the above scaling as $R \sim \frac{1}{2} \log_2(P_X)$. Similarly, the relation $\lim_{P_X \rightarrow \infty} \frac{R}{\log_2(P_X)} \geq \frac{1}{2}$ is designated as $R \gtrsim \frac{1}{2} \log_2(P_X)$.

Case A: Relaying the Interference

The scenario here specializes to

$$a = 1 \quad (7)$$

$$b = 0 \quad (8)$$

$$P_{N_1} = 1 \quad (9)$$

$$P_{N_2} = 0 \quad (10)$$

$$C_1 \rightarrow \infty. \quad (11)$$

The last condition simply states that the destination receives the channel output, which is composed of the transmission plus some unknown interference, which may degrade or even prevent any reliable decoding. The interference is received intact in \mathcal{R}_2 , and then relayed to the destination to enable reliable decoding.

This model can describe a situation where an additive jammer is known to a relay which can assist the destination resolving the transmission from S_0 . Notice that for an infinite Jammer power ($\frac{P_J}{P_X} \rightarrow \infty$), a link to the relay \mathcal{R}_2 is necessary to achieve any positive rate.

Case B: Relaying the Interfered Signal and the Interference

The only change compared to the previous Scenario A is that here C_1 is finite. The added limitation extends the decentralization inherent in the scheme, which models practical systems where the destination is not collocated near either relays.

Case C: Relaying 2 Interfered Signals

In this Scenario we consider the case where

$$a = 1 \quad (12)$$

$$b = -1 \quad (13)$$

$$P_{N_1} = 1 \quad (14)$$

$$P_{N_2} = 1. \quad (15)$$

In this case, the signals are in anti-phase and hence joint processing ($C_1, C_2 \rightarrow \infty$) via subtraction $Y_1 - Y_2$ would completely remove the interference, and allow for reliable rate of $R = \frac{1}{2} \log_2(1 + 2P_X)$.

III. MAIN RESULTS

The main results described in this Section are divided into the three scenarios detailed above, and include both the achievable rates and outer bounds. The resulting scaling laws of the inner and outer bounds coincide.

Case A: Relaying the Interference

Proposition 1:

1) An achievable rate for relaying an interference (Case A) is

$$R \leq I(X; Y_1|U), \quad (16)$$

subject to

$$C_2 \geq I(J; U|Y_1), \quad (17)$$

where U is an auxiliary random variable such that

$$P_{X,Y_1,J,U}(x, y_1, j, u) = P_X(x)P_J(j)P_{Y_1|X,J}(y_1|x, j)P_{U|J}(u|j). \quad (18)$$

When applying this expression to the Gaussian channel, we find

$$R \leq \frac{1}{2} \log \left(1 + \frac{P_X}{1 + \frac{P_J(P_X+1)}{(P_X+1+P_J)(2^{2C_2}-1)}} \right). \quad (19)$$

2) Any achievable rate for relaying an interference (Case A) is upper bounded by (cut-set bound)

$$R \leq \min \{C_2 + I(X; Y_1), I(X; Y_1|J)\} \quad (20)$$

which for the Gaussian channel reads,

$$R \leq \min \left\{ C_2 + \frac{1}{2} \log_2 \left(1 + \frac{P_X}{P_J + 1} \right), \frac{1}{2} \log_2(1 + P_X) \right\}. \quad (21)$$

Proof: The proof for the achievable rate (16)-(19) appears in Section V and the proof for the outer bound (20)-(21) appears in Section IV. ■

From Proposition 1 the scaling laws can be derived.

Proposition 2: To achieve a scaling of $R \sim \frac{1}{2} \log_2(P_X)$, when relaying the interferer (Case A), the sufficient and necessary lossless link capacity scaling is

$$C_2 \gtrsim \frac{1}{2} \log_2 \left(\frac{P_X P_J}{P_X + P_J} \right). \quad (22)$$

Proof: This Proposition results when taking $R = \frac{1}{2} \log_2(P_X)$ in (21) and $C_2 = \frac{1}{2} \log_2 \left(\frac{P_X P_J}{P_X + P_J} \right)$ in (19), and then verifying the same scaling in both inner and outer bounds, as P_X, P_J are taken to infinity. ■

The Corollary which is a special case of Proposition 2, reads:

Corollary 1: A scaling of $C_2 \sim \frac{1}{2} \log_2(P_X)$ is sufficient, for any interferer, regardless of its power and statistics. This Corollary holds, since the proof for the achievable rate in section V uses random dithering, which achieves the same performance for any J .

For example, when the interferer is another transmitter, the robustness is with respect to the the applied code, modulation technique and interference power. However, the exact phase, between the reception at Y_1 and Y_2 are still required.

Case B: Relaying the Interfered Signal and the Interference

Now considering that C_1 is finite.

Proposition 3:

1) An achievable rate for the case of relaying the interference and the interfered signal (Case B) is

$$R < \frac{1}{2} \log_2 \left(\frac{(1 + P_X)(2^{2C_1} - 1)}{P_X + 2^{2C_1} + \min \left\{ 1 + P_X, \frac{P_J P_X}{P_X + 1} \right\} 2^{-2C_2} (2^{2C_1} - 1)} \right). \quad (23)$$

2) Any achievable rate for the case of relaying the interference and the desired signal is upper bounded by (cut-set bound)

$$R \leq \min \{C_1, C_2 + I(X; Y_1), I(X; Y_1 | Y_2)\} \quad (24)$$

which for the underlying Gaussian channel turns out to be

$$R \leq \min \left\{ C_1, C_2 + \frac{1}{2} \log_2 \left(1 + \frac{P_X}{P_J + 1} \right), \frac{1}{2} \log_2 (1 + P_X) \right\}. \quad (25)$$

Proof: The proof for the achievable rate (23) appears in Section V and the proof for the outer bound (24)-(25) appears in Section IV. ■

Next, we quantify the necessary scaling of the link capacity C_1 .

Proposition 4: To achieve a scaling of $R \sim \frac{1}{2} \log_2(P_X)$, when relaying the interfered signal and the interference (Case B), sufficient and necessary lossless links capacities scale as

$$C_1 \gtrsim \frac{1}{2} \log_2(P_X) \quad (26)$$

$$C_2 \gtrsim \frac{1}{2} \log_2 \left(\frac{P_X P_J}{P_X + P_J} \right). \quad (27)$$

Proof: The proof is by taking $R = \frac{1}{2} \log_2(P_X)$ in (25) and $C_1 = \frac{1}{2} \log_2(P_X)$, $C_2 = \frac{1}{2} \log_2 \left(\frac{P_X P_J}{P_X + P_J} \right)$ in (23), and then verifying the scaling in both inner and outer bounds, as P_X, P_J are taken to infinity. ■

This Proposition establishes that C_1 , that is the capacity of the link from the relay that receives the signal and the interference to the destination, scales the same as if there was no interference.

Corollary 2: A scaling of $C_1 \sim \frac{1}{2} \log_2(P_X)$ suffices to achieve robustness against any interference, regardless of its power or statistics.

In Figure 3, the scaling of the achievable rate of Case B is drawn as a function of $C_1 + C_2$, when choosing optimal C_1, C_2 , and letting $P_J < P_X$. The cut-set upper bound in case B accounts for the entire range in Figure 3. From the point (0, 0) to P_2 , an achievable scheme uses simple local decoding at \mathcal{R}_1 . Since this scheme uses the link to forward only decoded information, the cut-set bound ($C_1 \geq R$) is tight even for finite P_X, P_J , and the slope of the curve is 1. Local decoding is possible as long as $R \leq \frac{1}{2} \log_2(1 + \frac{P_X}{P_J + 1})$. Higher rates require also the message from \mathcal{R}_2 , and the achievable rate of Proposition 3, equation (23) is used. In such scheme both relays basically forward the received signals to the destination, where the signals are subtracted to eliminate the interference. Thus we get rid of the interference only at the destination, which means that the rate increases only as $\frac{1}{2}(C_1 + C_2)$. The outer bound for the region between P_1 and P_2 is due to the diagonal cut-set upper bounds ($C_2 \gtrsim R - \frac{1}{2} \log_2(1 + \frac{P_X}{P_J})$). The maximal rate is $\frac{1}{2} \log_2(P_X)$, which is reached only when $C_1 + C_2 \gtrsim \frac{1}{2} \log_2(P_X P_J)$ at P_1 .

Case C: Relaying 2 Interfered Signals

In this case the desired signal is received by both relays along with the common interference.

Proposition 5:

1) An achievable rate for Case C is

$$R > \frac{1}{2} \log_2 \left(\frac{P_X}{\frac{P_X}{P_X + 1} + \frac{P_X}{2^{2C_1} - 1} + \min \{ P_X, P_J \frac{P_X^2}{(P_X + 1)^2} \} 2^{-2C_2}} \right). \quad (28)$$

and this holds also with the indices 1 and 2 interchanged.

2) Any achievable rate for Case C must satisfy (cut-set bound),

$$R \leq \min \{C_1 + C_2, C_1 + I(X; Y_2), C_2 + I(X; Y_1), I(X; Y_1, Y_2)\} \quad (29)$$

which for the underlying Gaussian channel turns out to be

$$R \leq \min \left\{ C_1 + C_2, C_1 + \frac{1}{2} \log_2 \left(1 + \frac{P_X}{P_J + 1} \right), C_2 + \frac{1}{2} \log_2 \left(1 + \frac{P_X}{P_J + 1} \right), \frac{1}{2} \log_2 (1 + 2P_X) \right\}. \quad (30)$$

This rate must also satisfy (Modulo bound)

$$R \leq \frac{1}{2} \left(C_1 + C_2 + \frac{1}{2} \log_2 \left(1 + \frac{P_X}{P_J} \right) \right) + \frac{1}{4} \log_2(8\pi e). \quad (31)$$

Proof: The proof for the achievable rate (28) appears in Section V and the proof for the outer bounds (29)-(31) appears in Section IV. ■

Note that (31) states an upper bound for any R , including finite rates. However, the bound is interesting only in the case of large P_X, P_J , because of the added 1.55 bits per channel use.

Proposition 6: Necessary and sufficient conditions on C_1, C_2 , to achieve the scaling of R when P_X, P_J are taken to infinity are

$$\begin{cases} C_1 + C_2 \gtrsim \max \left\{ 2R - \frac{1}{2} \log_2 \left(1 + \frac{P_X}{P_J} \right), R \right\} \\ C_1, C_2 \gtrsim R - \frac{1}{2} \log_2 \left(1 + \frac{P_X}{P_J} \right) \end{cases} \quad (32)$$

Proof:

Necessary conditions: The outer bound in (30),(31) is written as a rate region for C_1, C_2 in (32), such that four constraints are met, where two constraints limit $C_1 + C_2$ and the other two constraints limit C_1 and C_2 separately.

Sufficient conditions: The bounds (32) intersect in only two points (see Figure 2). Thus the entire region is achievable, for example by using time sharing, provided the point where the capacities of the links are $C_1 \sim \max \left\{ R, \frac{1}{2} \log_2 \left(1 + \frac{P_X}{P_J} \right) \right\}$, $C_2 \sim R - \frac{1}{2} \log_2 \left(1 + \frac{P_X}{P_J} \right)$ (P1 in Figure 2) corresponds to a scheme with the same scaling of the reliable rate as R . The proof is then completed by repeating the same arguments for the second point (P2 in Figure 2).

In case $R \lesssim \frac{1}{2} \log_2 \left(1 + \frac{P_X}{P_J} \right)$, use P_X to transmit so that the message will be separately decoded at the agents, where $C_1 = R$ and $C_2 = 0$. Since the agents receive the transmitted signal with signal to noise plus interference ratio of $\frac{P_X}{P_J+1}$, decoding is reliable. In the case $R \gtrsim \frac{1}{2} \log_2 \left(1 + \frac{P_X}{P_J} \right)$, use the scheme from Proposition 5, which achieves a rate of (28), with $C_1 \sim R$ and $C_2 \sim R - \frac{1}{2} \log_2 \left(1 + \frac{P_X}{P_J} \right)$. This rate is

$$\frac{1}{2} \log_2 \left(\frac{P_X}{P_X 2^{-2C_1} + \min\{P_X, P_J\} 2^{-2C_2}} \right) = \frac{1}{2} \log_2 \left(\frac{2^{2R} P_X}{P_X + \min\{P_X, P_J\} (1 + \frac{P_X}{P_J})} \right) \sim R. \quad (33)$$

The resulting scaling of the rate region is presented in Figure 2, where the required scaling of the rate-region C_1, C_2 , to achieve the scaling of R is filled. The bound B1 in Figure 2 stands for the bounds on $C_1 + C_2$ such that $C_1 + C_2 \gtrsim \max \left\{ 2R - \frac{1}{2} \log_2 \left(1 + \frac{P_X}{P_J} \right), R \right\}$, while B2 stands for the diagonal bounds, which separately limit C_1, C_2 such that $C_1, C_2 \gtrsim R - \frac{1}{2} \log_2 \left(1 + \frac{P_X}{P_J} \right)$. It is evident that any increase of C_1 or C_2 can indeed only help, and the rate-region is always convex. Achieving the points P1 and P2, allows to achieve any other point in the interior rate-region, through time sharing.

In Figure 3, the scaling of the achievable rate is drawn as a function of the scaling of $C_1 + C_2$, when $C_1 = C_2$, letting $P_J < P_X$. From the point (0,0) to P2, an achievable scheme uses simple local decoding at the relays. Since this scheme uses the links to forward only decoded information, the cut-set bound is tight, and the slope of the curve is 1. Local decoding is possible as long as $R \lesssim \frac{1}{2} \log_2(1 + \frac{P_X}{P_J})$. Higher rates require more than local decoding, and the achievable rate of Proposition 5, equation (28) and the modulo outer bound (31) are used. This scheme basically forwards the received signals to the destination, where the signals are subtracted to eliminate the interference. Thus we get rid of the interference only at the destination, which means that the rate scaling increases only as the scaling of $\frac{1}{2}(C_1 + C_2)$. The maximal rate scaling is $\frac{1}{2} \log_2(P_X)$, which is reached only when $C_1 + C_2 \gtrsim \frac{1}{2} \log_2(P_X P_J)$ at P1. The modulo bound (31) determines the behavior between the points P1 and P2.

Corollary 3: The cut-set upper bound is strictly loose for the interference channel of case C.

Proof: This strict gap is demonstrated by Figure 3, for $P_J < P_X$. ■

The final corollary in this paper is related to all cases,

Remark 1: For cases A and B, when considering the outer bound due to the underlying Gaussian channel, $R \leq \frac{1}{2} \log_2(1 + P_X)$ and combining propositions 2 and 4 we get that for large P_X, P_J , $H(V_2) \gtrsim \frac{1}{2} \log_2 \left(\frac{P_X P_J}{P_X + P_J} \right)$. By adding also that $H(V_2 | \mathbf{J}) = 0$, it follows that

$$I(V_2; \mathbf{J}) \gtrsim \frac{1}{2} \log_2 \left(\frac{P_X P_J}{P_X + P_J} \right). \quad (34)$$

So that in order to achieve a reliable rate $R \sim \frac{1}{2} \log_2(P_X)$, a defined amount of information about the interferer is required at the destination with scaling $\frac{1}{2} \log_2 \min\{P_X, P_J\}$, for large P_X, P_J .

For a similar derivation for case C, this information is about $J + N_1$ instead of J alone. Nonetheless, note that setting $N_1 = 0$ in the asymptotic regime would not substantially alter the nature of the problem.

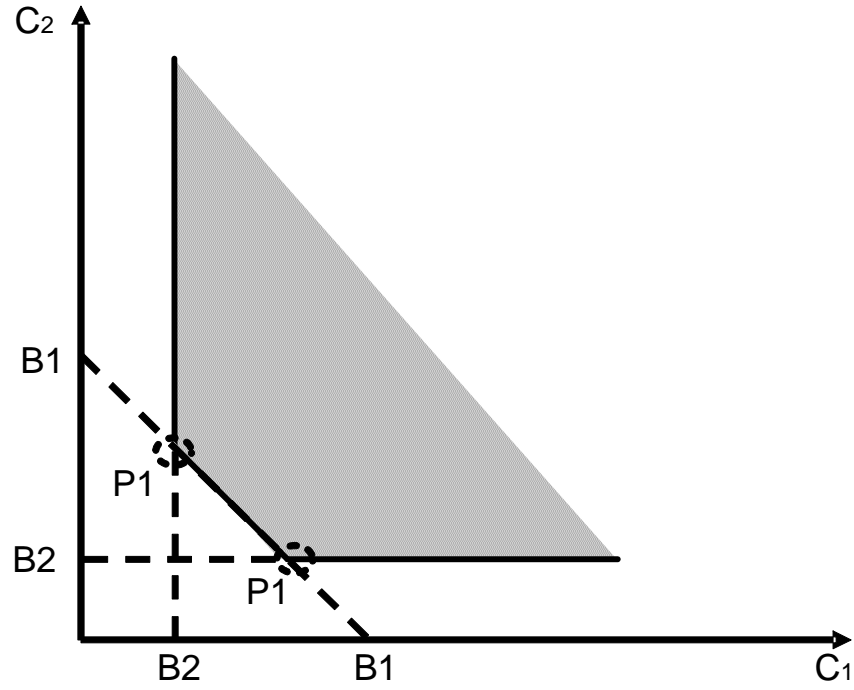


Fig. 2. The required scaling from C_1, C_2 as a function of R , where $B1$ is the scaling of $\max \left\{ 2R - \frac{1}{2} \log_2 \left(1 + \frac{P_X}{P_J} \right), R \right\}$ and $B2$ is the scaling of $R - \frac{1}{2} \log_2 \left(1 + \frac{P_X}{P_J} \right)$. The achievable rate-region scaling is filled.

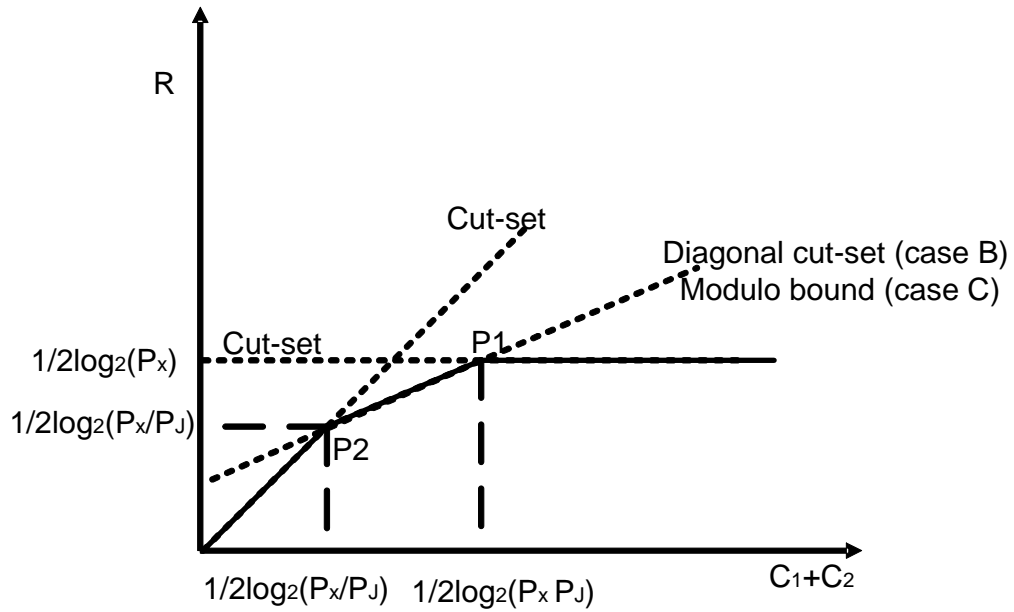


Fig. 3. The achievable scaling of the rate R as a function of $C_1 + C_2$, for cases B and C. Upper bounds are drawn with dotted lines, while the full line is the achievable rate. It is evident that the cut-set bound in Case C is not tight, and the modulo bound was needed to characterize the scaling laws. For case B, the cut-set bound is tight for the whole region.

We do not investigate here the exact nature of this information; examples are presented in the communications schemes in Section V.

Another approach is to use finite level quantization on the inputs to the relays, letting the quantization noise be much smaller than the power of the additive noise. Extending the schemes described in Section V and the outer bounds of Section IV to include such quantization is easily done. Since fixed quantization step is used, the scheme result with the same scaling behavior as the unquantized schemes. For large P_X and P_J and with $P_J < P_X$, the number of bits in the uniformly quantized jammer scales identically as (34), indicating that the destination has a very significant and defined amount of information about the jammer with the above quantizers inserted.

IV. PROOFS FOR THE OUTER BOUNDS

In this section we present the proofs of the necessary conditions of the propositions in Section III.

Proof of Outer Bounds for Cases A,B and C in equations (20),(24) and (29): The cut-set outer bound [21] is simply the minimum among all the communication rates between any two cuts of the network [21] as is reflected in the three cases under study. Equation (20) follows from

$$R \leq \min \{C_2 + I(X; Y_1), I(X; Y_1, Y_2)\} = \min \{C_2 + I(X; Y_1), I(X; Y_1|Y_2) + I(X; Y_2)\} \\ = \min \{C_2 + I(X; Y_1), I(X; Y_1|J)\} \quad (35)$$

where the last equality follows $Y_2 = J$. ■

Proof of the Modulo Outer Bound in Case C (31):

The basis of the proof is the representation of the transmitted signal (X) by two components, one is an integer which is basically known at the relays (with high probability), and the other is a heavily interfered real signal.

Definition: For any X , $X^- \triangleq X \bmod \sqrt{P_J}$ and $X^+ \triangleq \left\lfloor \frac{X}{\sqrt{P_J}} \right\rfloor^1$.

Assuming, without loss of any generality, that

$$H(V_1|X^+, V_2) \leq H(V_2|X^+, V_1). \quad (36)$$

If (36) is not satisfied, replace the indices of 1 and 2 in the following. Using Fano's inequality, where $\epsilon > 0$ is arbitrary small, for sufficiently large n , we get that

$$nR \leq I(\mathbf{X}; V_1, V_2) + n\epsilon \quad (37)$$

$$= I(\mathbf{X}^+; V_1, V_2) + I(\mathbf{X}^-; V_1, V_2|\mathbf{X}^+) + n\epsilon \quad (38)$$

$$= I(\mathbf{X}^+; V_1, V_2) + I(\mathbf{X}^-; V_1|\mathbf{X}^+, V_2) + I(\mathbf{X}^-; V_2|\mathbf{X}^+) + n\epsilon \quad (39)$$

$$\leq I(\mathbf{X}^+; V_1, V_2) + H(V_1|\mathbf{X}^+, V_2) + I(\mathbf{X}^-; \mathbf{Y}_2|\mathbf{X}^+) + n\epsilon \quad (40)$$

$$\leq I(\mathbf{X}^+; V_1, V_2) + \frac{1}{2}[H(V_1|\mathbf{X}^+, V_2) + H(V_2|\mathbf{X}^+)] + h(\mathbf{Y}_2|\mathbf{X}^+) - h(\mathbf{Y}_2|\mathbf{X}) + n\epsilon \quad (41)$$

$$\leq I(\mathbf{X}^+; V_1, V_2) + \frac{1}{2}H(V_1, V_2|\mathbf{X}^+) + h(-\mathbf{X}^- + \mathbf{J} + \mathbf{N}_2) - h(\mathbf{J} + \mathbf{N}_2) + n\epsilon \quad (42)$$

$$= I(\mathbf{X}^+; V_1, V_2) + \frac{1}{2}[H(V_1, V_2) - I(\mathbf{X}^+; V_1, V_2)] + I(\mathbf{X}^-; -\mathbf{X}^- + \mathbf{J} + \mathbf{N}_2) + n\epsilon \quad (43)$$

$$\leq \frac{1}{2}I(\mathbf{X}^+; V_1, V_2) + \frac{1}{2}H(V_1, V_2) + \frac{n}{2} \log_2 \left(1 + \frac{P_J}{1 + P_J} \right) + n\epsilon \quad (44)$$

$$\leq \frac{n}{4} \log_2 \left(2\pi e \left(\frac{P_X}{P_J} + \frac{1}{12} \right) \right) + \frac{n}{2}(C_1 + C_2) + \frac{n}{2} \log_2 \left(1 + \frac{P_J}{1 + P_J} \right) + n\epsilon. \quad (45)$$

Where (40) is since $H(V_1|\mathbf{X}, V_2) \geq 0$, and the data processing Lemma $V_2 = \phi_{\mathcal{R}_2}(Y_2)$, (41) follows from (36) and by writing the mutual information as the difference between two entropies, (42) is since $h(X^- + J + N_2|X^+) \leq h(X^- + J + N_2)$ and $h(Y_2|X) = h(J + N_2)$, (43) is by noticing that $h(J + N_2) = h(X^- + J + N_2|X^-)$ and simply writing the difference between the entropies as mutual information, (44) is because $E|X^-|^2 \leq P_J$ and finally (45) is since $H(V_1, V_2) \leq C_1 + C_2$ and $I(\mathbf{X}^+; V_1, V_2) \leq H(\mathbf{X}^+)$, where $E|\mathbf{X}^+|^2 \leq \frac{P_X}{P_J}$, and using Theorem 9.7.1 from [21]. ■

¹ $\lfloor X \rfloor$ represents the largest integer, which is no greater than X

V. PROOFS FOR THE ACHIEVABLE RATE

Proof Outline for Case A (Proposition 1):

The Wyner-Ziv approach uses the correlation between the received signals Y_1 and Y_2 , which in this Scenario, stems from the interferer J . This enables to use a lower link capacity C_2 , while maintaining fidelity of the reconstructed J at the destination. Notice that in this scenario, $J = Y_2$. For the Gaussian channel, the destination reproduces a Gaussian U using Y_1 , where $E[D^2] = P_D$ and $D + U = J$. From [22]

$$C_2 \geq I(J; U|Y_1) = R_{WZ}(P_D) = \frac{1}{2} \log \left(1 + \frac{P_J(P_X + 1)}{(P_J + P_X + 1)P_D} \right). \quad (46)$$

At the destination, U is reconstructed using the side information Y_1 . The signal X can be decoded, when the interference is canceled out, as

$$Y_1 - U = X + N_1 + D, \quad (47)$$

and can be reliably decoded provided that

$$R \leq \frac{1}{2} \log \left(1 + \frac{P_X}{1 + P_D} \right). \quad (48)$$

Equation (46) is rewritten as

$$P_D = \frac{P_J(P_X + 1)}{(P_X + 1 + P_J)(2^{2C_2} - 1)}, \quad (49)$$

which together with (48) gives (19). ■

Proof for Cases B and C (Propositions 3 and 5):

Here we avoid reconstructing the whole J at the destination by utilizing a lattice code and reducing the signals into its Voronoi cell by a modulo operation. Our scheme is an adaptation of the MLAN channel technique from [12].

First define the lattice code \mathbb{C}_2 which is a good source P_X -code, which means that it satisfies, for any $\varepsilon > 0$ and adequately large lattice dimension n

$$\begin{aligned} \log(2\pi e G(\mathbb{C}_2)) &< \varepsilon \\ P_X &= \frac{\int_{\nu_2} \|\mathbf{x}\|^2 d\mathbf{x}}{V_o n}. \end{aligned} \quad (50)$$

Where $G(\mathbb{C}_2)$, ν_2 and V_o are the normalized second moment, the Voronoi cell and the Voronoi cell volume of the lattice associated with \mathbb{C}_2 , respectively. Such codes are known to exist [11].

- 1) *Transmission Scheme:* Transmit the information W as a codeword from a codebook, where every codeword in this codebook is randomly and independently generated by dividing it into many (multi-letter) entries, each generated uniformly i.i.d. over the Voronoi region of \mathbb{C}_2 , ν_2 . Define the transmitted codeword as V . Add a pseudo random dithering $-U$, which is uniformly generated over ν_2 and known to all parties, to get: $X = V - U \bmod \mathbb{C}_2$ (modulo Voronoi region of \mathbb{C}_2). This dither is required for the analysis, to ensure independence of the modulo noise with respect to the message index.
- 2) *Relaying Scheme:* Both relays \mathcal{R}_1 and \mathcal{R}_2 multiply the received signals by $\alpha > 0$, apply $\bmod \mathbb{C}_2$, and quantize the received signal to achieve approximately independent Gaussian distortions with zero mean D_1 and D_2 , respectively. Denote the quantized signals as W_1 and W_2 .
A Slepian Wolf encoding is then used on the two quantized signals, before transmission to the destination.
- 3) *Decoding at Destination:* Now the destination decodes both W_1 and W_2 from V_1 and V_2 , and subtracts them. It further subtracts the known pseudo random dither U , and applies again modulo \mathbb{C}_2 . It then finds the vector \hat{V} which is jointly typical with the resulting outcomes of the modulo operation. The decoded message is then the corresponding message index W , if decoding is successful.
- 4) *Analysis of Performance:* The distortion variance P_{D_1} corresponds to what is promised by the rate distortion function for any random variable with variance of P_X , and in particular, to $\alpha Y_1 \bmod \mathbb{C}_2$. The rate-distortion for independent distortion yields for Y_1

$$\frac{1}{2} \log \frac{P_X + P_{D_1}}{P_{D_1}} \leq C_1. \quad (51)$$

For Proposition 3: Depending on whether $\alpha^2 P_J < P_X$ or $\alpha^2 P_J > P_X$, we get for P_{D_2}

$$\frac{1}{2} \log \frac{\min\{P_X, \alpha^2 P_J\}}{P_{D_2}} \leq C_2. \quad (52)$$

The following equalities hold

$$Y = W_1 - W_2 + U \mod \mathbb{C}_2 \quad (53)$$

$$= \alpha Y_1 + D_1 - \alpha Y_2 - D_2 + U \mod \mathbb{C}_2 \quad (54)$$

$$= V - (1 - \alpha)X + \alpha N_1 + D_1 - D_2 \mod \mathbb{C}_2. \quad (55)$$

Define

$$N_{eq} = \alpha N_1 + D_1 - D_2 - (1 - \alpha)X. \quad (56)$$

with

$$P_{N_{eq}} = \alpha^2 P_{N_1} + (1 - \alpha)^2 P_X + P_{D_1} + P_{D_2}. \quad (57)$$

Encoding according to V which is uniformly distributed over \mathbb{C}_2 gives an achievable rate of (See Inflated Lattice Lemma in [12])

$$R > \frac{1}{n} \left(\log_2 \frac{V_o}{G(\mathbb{C}_2)} - H(N_{eq}) \right) - \delta = \frac{1}{2} \log_2 (2\pi e P_X) - \frac{1}{2} \log_2 (2\pi e P_{N_{eq}}) - \delta. \quad (58)$$

Taking

$$\alpha = \frac{P_X}{P_X + P_{N_1}}, \quad (59)$$

along with (51) and (52) results in

$$R > \frac{1}{2} \log_2 \left(\frac{P_X}{\frac{P_X P_{N_1}}{P_X + P_{N_1}} + P_{D_1} + P_{D_2}} \right) - \delta = \frac{1}{2} \log_2 \left(\frac{P_X}{\frac{P_X P_{N_1}}{P_X + P_{N_1}} + \frac{P_X}{2^{2C_1-1}} + \min\{P_X, P_J \frac{P_X^2}{(P_X + P_{N_1})^2}\} 2^{-2C_2}} \right) - \delta. \quad (60)$$

Considering that $P_{N_1} = 1$, after some simple algebra, (60) becomes (23). ■

For Proposition 5: We define $2\mathbb{C}_2$ as the lattice code which is generated by multiplying each lattice point in \mathbb{C}_2 by 2. Notice also that equation (51) applies, when replacing the indices 1 and 2, to C_2, P_{D_2} , so using Slepian-Wolf coding is characterized by

$$\begin{aligned} H(W_2|W_1) &= H(W_1 + W_2 \mod 2\mathbb{C}_2 | W_1) \leq H(W_1 + W_2 \mod 2\mathbb{C}_2) \\ &\leq \frac{1}{2} \log \left(1 + \frac{\min\{P_X, \alpha^2(4P_J + P_{N_1} + P_{N_2}) + P_{D_1}\}}{P_{D_2}} \right) \leq C_2. \end{aligned} \quad (61)$$

As (55), here we have

$$Y = V - (1 - 2\alpha)X + \alpha(N_1 + N_2) + D_1 + D_2 \mod \mathbb{C}_2. \quad (62)$$

and $P_{N_{eq}}$ in this case, is

$$P_{N_{eq}} = \alpha^2(P_{N_1} + P_{N_2}) + (1 - 2\alpha)^2 P_X + P_{D_1} + P_{D_2}. \quad (63)$$

Taking

$$\alpha = \frac{2P_X}{4P_X + P_{N_1} + P_{N_2}}, \quad (64)$$

we get (considering that $P_{N_1} = P_{N_2} = 1$)

$$R > \frac{1}{2} \log_2 \left(\frac{P_X}{\frac{P_X(P_{N_1} + P_{N_2})}{4P_X + P_{N_1} + P_{N_2}} + P_{D_1} + P_{D_2}} \right) - \delta \geq \frac{1}{2} \log_2 \left(\frac{P_X}{\frac{1}{2} + \frac{P_X}{2^{2C_1-1}} + \frac{\min\{P_X, 4P_J + 2 + \frac{P_X}{2^{2C_1-1}}\}}{2^{2C_2-1}}} \right) - \delta. \quad (65)$$

The proof can be further replicated also when interchanging the indices 1 and 2. ■

VI. CONCLUSION

In this paper, we derived both inner and outer bounds of the communication rate, for three common distributed reception scenarios, with unknown interference. The inner bounds relied on lattice coding, since standard random coding techniques do not provide satisfactory results, in general. Outer bounds based on the cut-set technique were derived, and additional tighter bound was derived by using multi-letter techniques, for a case where the cut-set bound does not suffice. This case includes two relays, which receive both the desired signal and the interference. The inner and outer bounds which coincide at asymptotically large powers of the transmitter and the interferer, were used to derive the scaling laws. These scaling laws reveal that in order to overcome interference, a defined amount of information about the interference must be known at the destination. The scheme used here to prove achievability is robust against the interference statistics, code, modulation etc.

REFERENCES

- [1] A. Sanderovich, S. Shamai, Y. Steinberg, and G. Kramer, "Communication via decentralized processing," *IEEE Trans. Inform. Theory*, Mar. 2008, to appear.
- [2] A. Sanderovich, O. Somekh, and S. Shamai, "Uplink macro diversity with limited backhaul capacity," *IEEE Trans. Inform. Theory*, in preparation.
- [3] —, "Uplink macro diversity with limited backhaul capacity," in *Proc. of IEEE Int. Symp. Info. Theory (ISIT2007)*, Nice, France, June 2007, pp. 11–15.
- [4] A. Sanderovich, S. Shamai, and Y. Steinberg, "Distributed MIMO receiver - achievable rates and upper bounds," *submitted to IEEE Transactions on Information Theory*, Sep. 2007. [Online]. Available: <http://arxiv.org/abs/0710.0116v1>
- [5] G. Hedby, "Error bounds for the euclidean channel subject to intentional jamming," *IEEE Trans. Inform. Theory*, vol. 40, no. 2, pp. 594–600, March 1994.
- [6] E. Tekin and A. Yener, "The general Gaussian multiple-access and two-way wire-tap channels: Achievable rates and cooperative jamming," *IEEE Trans. Inform. Theory*, Feb. 2007, submitted.
- [7] B. Nazer and M. Gastpar, "The case for structured random codes in network communication theorems," in *In Proc. of the IEEE Inform. Theory Workshop (ITW 2007)*, Lake Tahoe, CA, September 2007.
- [8] —, "Structured random codes and sensor network coding theorems," in *In Proc. 2008 International Zurich Seminar on Communications*, Zurich, Switzerland, Mar. 2008.
- [9] D. Krithivasan and S. Pradhan, "Lattice for distributed source coding: Jointly Gaussian sources and reconstruction of a linear function," *submitted to IEEE Transactions on Information Theory*, July 2007. [Online]. Available: [arXiv:0707.3461\[cs.IT\]](http://arxiv.org/abs/0707.3461)23Jul2007
- [10] T. Philosof, A. Khisti, U. Erez, and R. Zamir, "Lattice strategies for the dirty multiple access channel," in *Proc. of IEEE Int. Symp. Info. Theory (ISIT2007)*, Nice, France, June 2007, pp. 386–390.
- [11] G. Polytyrev, "On coding without restrictions for the AWGN channel," *IEEE Trans. Inform. Theory*, vol. 40, pp. 409–417, Mar. 1994.
- [12] U. Erez and R. Zamir, "Achieving $\frac{1}{2} \log(1 + \text{SNR})$ on the AWGN channel with lattice encoding and decoding," *IEEE Trans. Inform. Theory*, vol. 50, no. 10, pp. 2293–2314, Oct. 2004.
- [13] R. Zamir, S. Shamai, and U. Erez, "Nested linear/lattice codes for structured multiterminal binning," *IEEE Trans. Inform. Theory*, vol. 48, no. 6, pp. 1250–1276, June 2002.
- [14] G. D. Forney, M. D. Trott, and S. Chung, "Sphere-bound-achieving coset codes and multilevel coset codes," *IEEE Trans. Inform. Theory*, vol. 46, pp. 820–850, May 2000.
- [15] J. H. Conway and N. J. A. Sloane, "Voronoi regions of lattices, second moments of polytopes, and quantization," *IEEE Trans. Inform. Theory*, vol. IT-28, pp. 211–226, Mar. 1982.
- [16] S. Mallik and R. Kotter, "Helpers for cleaning dirty papers," in *7th International ITG Conference on Source and Channel Coding (SCC2008)*, Stadthaus, Ulm, Germany, January 2008.
- [17] T. Philosof and R. Zamir, "The rate loss of single letter characterization for the dirty multiple access channel," in *submitted to the IEEE Information Theory Workshop (ITW2008)*, Porto, Portugal, May 2008.
- [18] J. Kroner and K. Marton, "How to encode the module-two sum of binary sources," *IEEE Trans. Inform. Theory*, vol. IT-25, no. 2, pp. 219–221, Mar. 1979.
- [19] A. Orlitsky and R. Roche, "Coding for computing," *IEEE Trans. Inform. Theory*, vol. 47, no. 3, pp. 903–917, Mar. 2001.
- [20] S. Avestimehr, S. Diggavi, and D. Tse, "A deterministic approach to wireless relay networks," Urbana, IL, Sep. 2007.
- [21] T. M. Cover and J. A. Thomas, *Elements of Information theory*. John Wiley & Sons, Inc., 1991.
- [22] A. D. Wyner and J. Ziv, "The rate-distortion function for source coding with side information at the decoder," *IEEE Trans. Inform. Theory*, vol. 22, no. 1, pp. 1–10, Jan 1976.