

Spin-orbit coupling, edge states and quantum spin Hall criticality due to Dirac fermion confinement: The case study of graphene

Grigory Tkachov and Martina Hentschel

Max-Planck Institute for the Physics of Complex Systems, Dresden, Germany

We propose a generalized Dirac fermion description for the electronic state of graphene terminated by a zigzag edge. This description admits a spin-orbit coupling needed to preserve time-reversal invariance of the zigzag confinement, otherwise showing the parity anomaly typical of quantum electrodynamics in (2+1) dimensions. At a certain critical strength the spin-orbit coupling induces a phase transition of the quantum-spin-Hall type. It is manifested by a novel type of the edge states consisting of a Kramers' pair of counter-propagating modes with opposite spin orientations. Such edge states are capable of accumulating an integer spin in response to a transverse electric field in the absence of a magnetic one. They exist without any excitation gap in the bulk, due to which our system stands out among other quantum spin Hall systems studied earlier. We show that at the transition the local density of states is discontinuous and its energy dependence reflects the phase diagram of the system.

PACS numbers: 73.20.At, 73.22.Gk, 73.63.Bd

Introduction.— Massless Dirac fermions in graphene, an isolated two-dimensional (2D) graphite layer, are responsible for unconventional electronic properties of this material^{1,2}, offering new functionalities for nanoelectronic devices such as recently realized single-electron transistors in graphene quantum dots³. This is a typical example of a situation where Dirac fermions occur in a confined geometry, which brings up the rather general issue of the boundary effects in graphene. The need for their characterization is one of the outstanding current challenges in the field, closely related to the problem of Klein tunneling, and, for this reason, having no analogues in conventional semiconductors and metals.

In the present Letter we propose a novel spin-orbit coupling mechanism originating entirely from Dirac fermion confinement rather than being an intrinsic material property. As a model, we consider graphene bounded by a zigzag edge and without spin-orbit coupling in the bulk. The zigzag boundary is one of the most common types of the honeycomb lattice termination (shown in Fig. 1) that stands out due to its unique ability to support edge states, decaying in the bulk and delocalized along the boundary^{4,5,6,7,8,9,10,11,12,13,14,15,16}. The existence of the edge states is crucial for the spin-orbit coupling in our model. To demonstrate this, we first argue that for *spinless* electrons the zigzag confinement exhibits an instability toward the formation of chiral edge states. This would break time-reversal symmetry and drive the system into a state analogous to the integer quantum Hall phase proposed by Haldane¹⁷ as a realization of the parity anomaly of (2+1)-dimensional quantum electrodynamics (e.g. Ref. 18).

We further show that for *spin-half* particles the requirement for the cancellation of the parity anomaly implies the coupling between the spin and orbital degrees of freedom: Instead of the chiral edge we obtain a pair of counter-propagating gapless edge modes with the opposite spin orientations. They are related to each other by time-reversal symmetry and have a Kramers' degenerate

spectrum, ensuring their robustness against time-reversal invariant perturbations.

Such a Kramers' doublet of gapless edge states is a characteristic signature of the quantum spin Hall (QSH) systems (e.g. Refs. 19,20,21,22). The recent interest in these systems is motivated by the principal possibility to realize a time-reversal invariant integer quantum Hall state in which the spin Hall conductance is quantized. The quantization is due to the spin accumulation ability of the edge states that does not require a strong magnetic field. The transition into the QSH state discussed in the literature^{19,20,21,22} is accompanied by opening a finite excitation gap in the 2D bulk generated, e.g. by spin-orbit interactions. In this respect, our case is special since zigzag-terminated graphene (as well as the unbounded system) is a zero-gap semiconductor, and the spin-orbit coupling at the edge does not influence the bulk electronic states. Nonetheless, we show that the system does exhibit a transition from the ordinary zero-gap semiconductor phase with spin-degenerate edge states^{4,16} to the novel phase possessing a Kramers' pair of gapless spin-filtered edge modes, which can be identified as a QSH state.

The absence of the bulk energy gap makes it difficult to

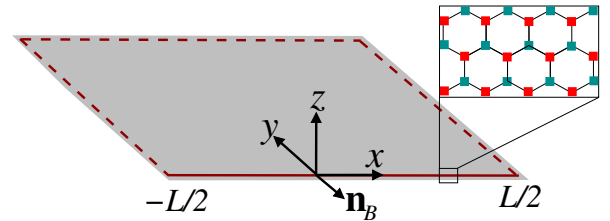


FIG. 1: Geometry: system occupies the region $|x| \leq L/2, y \geq 0$ with a zigzag edge at $y = 0$ described by the boundary condition, Eq. (1), and is periodic in x direction. \mathbf{n}_B is the boundary normal.

characterize the QSH state by electric transport means. We suggest an alternative method based on the tunneling spectroscopy of the local density of states (LDOS). In the QSH and ordinary states, the LDOS shows drastically different energy dependences that cannot be continuously transformed into each other, implying that the two states are topologically distinct.

Discrete symmetries of the problem.- We start with the spinless model containing a pair of Weyl fermions originating from the two inequivalent valleys of graphene's Brillouin zone¹⁸. They can be represented by a four-component function ψ satisfying the Dirac equation $\epsilon\psi = -i\hbar v(\tau_z \otimes \Sigma)\nabla\psi$ with energy ϵ measured from the Fermi level and momentum $-i\hbar\nabla$ confined to the graphene plane, see Fig. 1 (v is the Fermi velocity). We consider a single edge (along the x -axis) that does not cause inter-valley scattering, which can be described by an effective boundary condition of Ref. 23:

$$\psi = M\psi|_{y=0},$$

$$M = \cos(\Lambda\tau_z + \zeta\tau_0) \otimes \Sigma_x + \sin(\Lambda\tau_z + \zeta\tau_0) \otimes \Sigma_z. \quad (1)$$

The Pauli matrices $\Sigma_{x,z}$ act in sublattice (pseudospin) space, while τ_z and the unit matrix τ_0 operate in valley space. Equation (1) contains two parameters, ζ and Λ , that in the limit $\zeta \rightarrow 0$, $\Lambda \rightarrow \frac{\pi}{2}$ yield $M = \tau_z \otimes \Sigma_z$ which is the continuum model for a zigzag graphene edge^{9,16}. This limit, however, corresponds to a divergent local density of states (LDOS)¹¹. In order to regularize the problem, we consider small but finite parameters such that

$$\zeta \ll 1, \quad \lambda = \Lambda - \pi/2 \ll 1. \quad (2)$$

They explicitly violate 2D parity and inversion symmetries of the system, respectively. The 2D parity of the Dirac equation is defined as coordinate reflection along the edge, $x \rightarrow -x$ accompanied by a unitary spinor transformation¹⁸,

$$\psi(x, y) \rightarrow \mathcal{P}\psi(-x, y), \quad \mathcal{P} = \tau_x \otimes \Sigma_x. \quad (3)$$

The 2D inversion is realized by an in-plane rotation by π , yielding $x, y \rightarrow -x, -y$, along with the spinor transformation

$$\psi(x, y) \rightarrow \mathcal{I}\psi(-x, -y), \quad \mathcal{I} = \tau_0 \otimes \Sigma_z. \quad (4)$$

The boundary condition does not share these symmetries since both $M^{\mathcal{P}} = \mathcal{P}M\mathcal{P}^\dagger$ and $M^{\mathcal{I}} = \mathcal{I}M\mathcal{I}^\dagger$ differ from M in Eq. (1):

$$M^{\mathcal{P}} = \cos(\Lambda\tau_z - \zeta\tau_0) \otimes \Sigma_x + \sin(\Lambda\tau_z - \zeta\tau_0) \otimes \Sigma_z, \\ M^{\mathcal{I}} = -\cos(\Lambda\tau_z + \zeta\tau_0) \otimes \Sigma_x + \sin(\Lambda\tau_z + \zeta\tau_0) \otimes \Sigma_z.$$

Setting $\zeta \rightarrow 0$ restores the parity ($M^{\mathcal{P}} \rightarrow M$), and if, additionally, $\lambda \rightarrow 0$ the inversion symmetry is recovered as well ($M^{\mathcal{I}} \rightarrow M$).

Spinless edge states and parity anomaly.- Let us first understand the implications of the broken symmetries for the equilibrium properties of spinless electrons which can be described by the LDOS,

$$\mathcal{V}(\epsilon, \mathbf{r}) = -(1/\pi)\text{ImTr } G^R(\mathbf{r}, \mathbf{r}), \quad (5)$$

where the trace of the retarded matrix Green's function G^R is taken in $\tau \otimes \Sigma$ space. G^R satisfies the Dirac equation,

$$\epsilon G^R(\mathbf{r}, \mathbf{r}') + i\hbar v(\tau_z \otimes \Sigma)\nabla G^R(\mathbf{r}, \mathbf{r}') = \delta(\mathbf{r} - \mathbf{r}'), \quad (6)$$

the boundary condition (1), and $G^R|_{y \rightarrow \infty} < \infty$. We also assume a periodic boundary condition in the x direction (with period L), modulated by a magnetic phase ϕ :

$$G^R|_{x=L/2} = G^R|_{x=-L/2} e^{2\pi i\phi}. \quad (7)$$

G^R can be expanded in plane waves $e^{ik_n x}$ with

$$k_n = \frac{2\pi}{L}(n + \phi), \quad n \in Z(0, \pm 1, \dots), \quad (8)$$

following from Eq. (7). Then, the matrix Dirac equation can be reduced to ordinary differential equations for the diagonal elements of G^R which can be readily solved. The final result is

$$G^R(\mathbf{r}, \mathbf{r}') = \sum_{\tau=\pm 1, n \in Z} \left(\frac{\tau_0 + \tau\tau_z}{2} \right) \otimes \left(\Sigma_0 + \frac{\tau\hbar v}{i\epsilon} \Sigma \nabla \right) \\ \times (G_{\tau k_n}^+(y, y') \Sigma_0 + G_{\tau k_n}^-(y, y') \Sigma_z) \frac{e^{ik_n(x-x')}}{L}, \quad (9)$$

$$G_{\tau k_n}^+(y, y') = \frac{\epsilon}{2\hbar^2 v^2 q_n} \left(e^{-q_n(y+y')} - e^{-q_n|y-y'|} \right) \\ + \frac{q_n + k_n s_\tau}{2(\epsilon - \tau c_\tau \hbar v k_n)} e^{-q_n(y+y')}, \quad (10)$$

$$G_{\tau k_n}^-(y, y') = \frac{k_n + q_n s_\tau - \tau c_\tau \epsilon / \hbar v}{2(\epsilon - \tau c_\tau \hbar v k_n)} e^{-q_n(y+y')}. \quad (11)$$

Here $\tau = \pm 1$ labels the valleys and $q_n = \sqrt{k_n^2 - \epsilon^2 / \hbar^2 v^2}$. The edge-state spectrum follows from Eq. (10) taken at $\epsilon \rightarrow \tau c_\tau \hbar v k_n$:

$$G_{\tau k_n}^+(y, y') \approx \frac{k_n s_\tau \Theta(k_n s_\tau)}{\epsilon - \tau c_\tau \hbar v k_n} e^{-k_n s_\tau (y+y')}. \quad (12)$$

It has a pole only if the unit step function $\Theta(k_n s_\tau)$ is nonzero, which determines the spectrum as

$$\epsilon_\tau(k_n) = \tau c_\tau \hbar v k_n \quad \text{for } k_n s_\tau > 0, \quad (13)$$

with $c_\tau = \cos(\Lambda\tau + \zeta)$ and $s_\tau = \sin(\Lambda\tau + \zeta)$. It is particle-hole asymmetric due to the broken discrete symmetries.

Using Eq. (9) and the Poisson summation formula we can express the LDOS as

$$\mathcal{V}(\epsilon, y) = -\frac{2}{\pi L} \sum_{\tau, n \in Z} \text{Im} G_{\tau k_n}^+(y, y) = \\ -\frac{1}{\pi^2} \sum_{\tau, n \in Z} e^{-2\pi i n \phi} \int_{-\infty}^{\infty} dk e^{inkL} \text{Im} G_{\tau k}^+(y, y), \quad (14)$$

where the integration over the edge ($|k| \geq |\epsilon|/\hbar v$) and bulk ($|k| \leq |\epsilon|/\hbar v$) states should be done separately. Accordingly, the LDOS $\mathcal{V}(\epsilon, y) = \mathcal{V}_e(\epsilon, y) + \mathcal{V}_b(\epsilon, y)$ contains the edge contribution,

$$\mathcal{V}_e(\epsilon, y) = - \sum_{\tau, n \in \mathbb{Z}} |2\pi\hbar v c_\tau|^{-1} \Theta(\epsilon \tau s_\tau c_\tau) \times \quad (15)$$

$$\times \exp in \left(\frac{\epsilon L}{\hbar v c_\tau} - 2\pi\phi \right) \partial_y \exp \left(- \frac{2y}{\hbar v} \left| \frac{\epsilon s_\tau}{c_\tau} \right| \right),$$

and the bulk one,

$$\mathcal{V}_b(\epsilon, y) = \frac{|\epsilon|}{\pi^2 \hbar^2 v^2} \sum_{\tau, n \in \mathbb{Z}} \int_0^{\pi/2} d\gamma \times \quad (16)$$

$$\left\{ \cos(2\pi n\phi) \cos(nk_\epsilon L \cos \gamma) \left[1 - \cos^2 \gamma \times \right. \right.$$

$$\times \frac{s_\tau^2 \cos\left(\frac{2y\epsilon}{\hbar v} \sin \gamma\right) + \tau s_\tau c_\tau \sin \gamma \sin\left(\frac{2y\epsilon}{\hbar v} \sin \gamma\right)}{s_\tau^2 + c_\tau^2 \sin^2 \gamma} \left. \right]$$

$$+ \sin(2\pi n\phi) \sin(nk_\epsilon L \cos \gamma) \sin \gamma \cos \gamma \times$$

$$\times \frac{\tau c_\tau \sin \gamma \cos\left(\frac{2y\epsilon}{\hbar v} \sin \gamma\right) - s_\tau \sin\left(\frac{2y\epsilon}{\hbar v} \sin \gamma\right)}{s_\tau^2 + c_\tau^2 \sin^2 \gamma} \left. \right\}.$$

The edge LDOS (15) vanishes for $s_\tau = 0$, i.e. for in-plane pseudospin orientation at the edge [see, Eq. (1)]. This points to the topological origin of the edge states, since their existence requires a nontrivial 3D pseudospin structure with the out-of-plane component Σ_z .

If we now restore the symmetries, setting $\zeta, \lambda \rightarrow 0$ (i.e. $c_\tau \rightarrow 0$ and $s_\tau \rightarrow \tau$), the bulk LDOS (16) recovers the particle-hole symmetry, while the edge one, Eq. (15), fails to do so because of the singularity at $c_\tau = 0$. This anomalous asymmetry leads to a finite charge density,

$$\rho(y) = e \int_{-\infty}^0 d\epsilon [\mathcal{V}(\epsilon, y) - \mathcal{V}(-\epsilon, y)] / 2, \quad (17)$$

entirely localized at the edge, since the symmetric bulk LDOS cancels out. It can be calculated from Eq. (15) as

$$\rho(y) = -\frac{e}{4L} \partial_y \frac{\cosh \left[\frac{4\pi y}{L} \left(\phi - \frac{\text{sgn}\phi}{2} \right) \right] \sum_\tau \text{sgn}(\lambda + \tau\zeta)}{\sinh(2\pi y/L)}$$

$$+ \frac{e}{4L} \partial_y \frac{\sinh \left[\frac{4\pi y}{L} \left(\phi - \frac{\text{sgn}\phi}{2} \right) \right] \sum_\tau \text{sgn}(\lambda\tau + \zeta)}{\sinh(2\pi y/L)}, \quad (18)$$

where the small parameters ζ and λ enter through the sign function, and the dimensionless magnetic flux is confined to the interval $0 < |\phi| < 1$ due to periodicity of Eq. (7). The net edge charge, $Q = L \int_0^\infty dy \rho(y)$ contains a flux-dependent contribution given by

$$Q(\phi) = Ne \left(\phi - \frac{\text{sgn}\phi}{2} \right), \quad N = \frac{1}{2} \sum_{\tau=\pm 1} \text{sgn}(\lambda\tau - \zeta). \quad (19)$$

Remarkably, adiabatic sweeping of the flux from 0 to 1 leads to the accumulation of the integer charge $\Delta Q =$

$Q(1) - Q(0) = Ne$ with $N = 0, \pm 1$. It is the Hall charge since our periodic system maps to Laughlin's cylindric geometry²⁴ where the adiabatic flux variation generates an electric field along the edge that induces the transverse charge flow. On the other hand, since there is no quantizing magnetic field our result is close in spirit to Haldane's integer quantum Hall effect¹⁷ realizing the so-called parity anomaly¹⁸. The anomaly consists in the odd ϕ -dependence of Q , formally resulting from breaking the spatial reflection symmetry - 2D parity - with $|\zeta| > |\lambda|$. This needs to be reconciled with the common notion that the quantum Hall effect requires breaking time-reversal symmetry. In fact, in our case the 2D parity and time-reversal symmetry are broken simultaneously, which can be easily seen from the edge-state spectrum, Eq. (13), linearized with respect to ζ and λ ,

$$\epsilon_\tau(k_n) = -(\lambda\tau + \zeta)\hbar v k_n \quad \text{for } k_n\tau > 0. \quad (20)$$

For $|\zeta| > |\lambda|$, the two graphene valleys provide a *pair* of Weyl fermion edge states propagating in the same direction. This corresponds to a *single* chiral Dirac fermion edge channel. The $N = \pm 1$ quantum Hall phases are therefore characterized by the number of the chiral modes ($|N| = 1$) and two possible propagation directions (\pm).

The parity anomaly indicates a magnetic instability of the continuum zigzag-edge model against a small time-reversal-breaking perturbation. This instability can be eliminated by accounting for the electronic spin, and the resulting cancellation of the parity anomaly leads to a spin-orbit coupling at the boundary. Its strength is controlled by the parity-breaking parameter ζ . The violation of the 2D parity, i.e. the reflection symmetry along the edge, could for instance be induced by boundary strain. However, establishing a concrete relation between ζ and microscopic parameters of graphene edges goes beyond the scope of this paper. Instead we intend to expose generic consequences of broken edge parity irrespective of the concrete symmetry breaking mechanism.

Edge spin-orbit coupling and QSH transition.-

Let us combine the pseudospinors for opposite spin projections \uparrow and \downarrow (e.g. on z axis) into a single function $\Psi = (\psi_\uparrow, \psi_\downarrow)$ and consider the following generalization of the boundary condition, Eq. (1): $\Psi = \mathcal{M}\Psi$,

$$\mathcal{M} = \cos(\Lambda\sigma_0 \otimes \tau_z + \zeta\sigma_z \otimes \tau_0) \otimes \Sigma_x +$$

$$+ \sin(\Lambda\sigma_0 \otimes \tau_z + \zeta\sigma_z \otimes \tau_0) \otimes \Sigma_z, \quad (21)$$

where σ_0, σ_z are unit and Pauli matrices in spin space. The presence of σ_z makes the new boundary condition invariant under the time reversal operation $\mathcal{T} = i\sigma_y \otimes \tau_x \otimes \Sigma_x \mathcal{C}$ where \mathcal{C} is the complex conjugation. This also follows from the new edge spectrum obtained from Eq. (20) by $\zeta \rightarrow \zeta\sigma$ where $\sigma = \pm 1$ are the eigenvalues of σ_z :

$$\epsilon_{\tau\sigma}(k_n) = -(\lambda\tau + \zeta\sigma)\hbar v k_n, \quad \text{for } k_n\tau > 0. \quad (22)$$

It exhibits Kramers' degeneracy $\epsilon_{-\tau, -\sigma}(-k_n) = \epsilon_{\tau, \sigma}(k_n)$ as a manifestation of the time-reversal symmetry. Equation (21) can be recast in the vector form suitable for

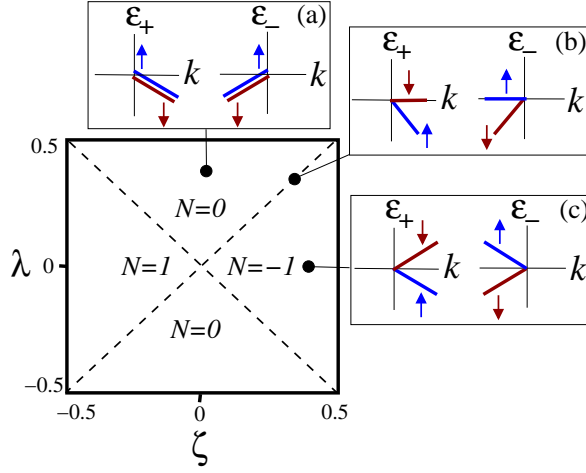


FIG. 2: Phase diagram in space of parameters ζ and λ breaking 2D parity and inversion, respectively. $N = 0$ and $N = \pm 1$ label ordinary zero-gap semiconductor and quantum spin Hall states, respectively. The critical point $\zeta = \lambda = 0$ corresponds to the parity- and inversion-symmetric zigzag edge. Panels (a), (b) and (c) show the edge-state spectrum, Eq. (22), for $\tau = \pm 1$.

more complicated edge geometries:

$$\mathcal{M} = \cos \Lambda \tau_0 \otimes \mathbf{N} \otimes \mathbf{\Sigma} + \sin \Lambda \tau_z \otimes (\mathbf{n}_B \times \mathbf{N}) \otimes \mathbf{\Sigma},$$

$$\mathbf{N} = \frac{1}{2}(\hat{e} - i\hat{z})e^{i\zeta\hat{z}\sigma} + \frac{1}{2}(\hat{e} + i\hat{z})e^{-i\zeta\hat{z}\sigma}, \quad (23)$$

where \hat{e} is a unit vector pointing along the edge, \hat{z} is a unit vector normal to the plane, and the components of the vector \mathbf{N} are operators acting in spin space.

The two spin subsystems separately form the quantum Hall states with the integer factors N_\uparrow and N_\downarrow obtained from Eq. (19) by substitution $\zeta \rightarrow \zeta\sigma$. However, there is no net Hall charge since $N_\uparrow + N_\downarrow = 0$. Instead, from Eq. (19) we find the nonzero Hall spin, $S(\phi) = (\hbar/2e)(Q_\uparrow(\phi) - Q_\downarrow(\phi))$, or, explicitly,

$$S(\phi) = N\hbar \left(\phi - \frac{\text{sgn } \phi}{2} \right), \quad N = \frac{N_\uparrow - N_\downarrow}{2}. \quad (24)$$

Here $N(\zeta, \lambda)$ is given by Eq. (19). It is a singular function of the symmetry breaking parameters which determines the phase diagram of the system shown in Fig. 2. The phases with $N = 0$ correspond to ordinary zero-gap semiconductor states with zero spin accumulation $\Delta S = S(1) - S(0) = 0$, while the phases with $N = \pm 1$ can be identified as quantum spin Hall (QSH) states^{19,20,21,22} in which $\Delta S = \pm \hbar$. This identification is supported by the fact that the two valleys, $\tau = \pm 1$, provide a pair of spin-dependent edge states related by time-reversal symmetry [panel (c) in Fig. 2]. Within such a pair the intervalley backscattering is forbidden unless there are time-reversal noninvariant interactions mixing the valleys and spin projections. In contrast, in the ordinary zero-gap semiconductor ($\zeta = 0$ and $N = 0$) the edge states

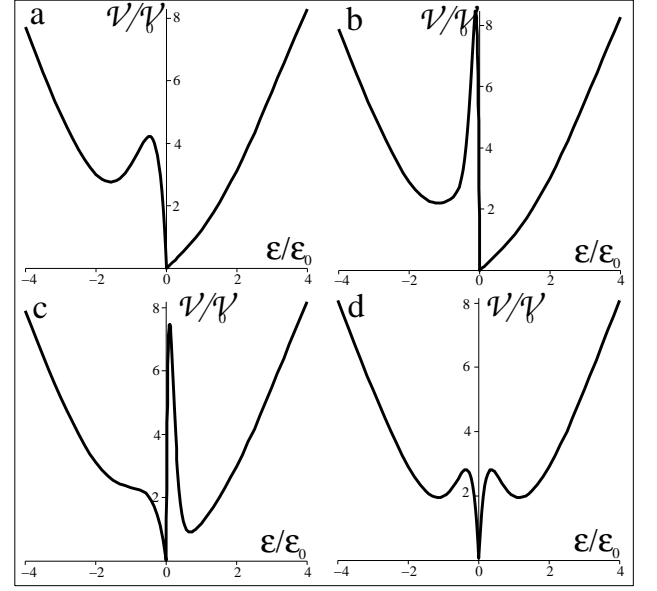


FIG. 3: LDOS at representative points of phase diagram in Fig. 2: (a) $N = 0$ phase: $\zeta = 0, \lambda = 0.4$, (b) close to transition from $N = 0$ side: $\zeta = 0.15, \lambda = 0.25$, (c) close to transition from $N = -1$ side: $\zeta = 0.3, \lambda = 0.2$, and (d) $N = -1$ phase: $\zeta = 0.3, \lambda = 0$. We took the limit $L \rightarrow \infty$ in which only the $n = 0$ terms in Eqs. (15) and (16) contributed; $\epsilon_0 = \hbar v/2y$ and $V_0 = 1/hvy$.

are spin degenerate [panel (a) in Fig. 2], and, therefore, spin-independent intervalley backscattering can lead to Anderson localization¹². This is, for instance, the case for the edge states originally predicted by Fujita et al.⁴ and their later generalizations (e.g. Ref. 16). Also, unlike QSH topological insulators^{19,20,21,22}, in our case the edge states exist without any spin-orbit bulk energy gap, since they are supported by the nontrivial pseudospin structure of the zigzag boundary. The novelty of this type of edge states is most prominently manifested by the nonvanishing spin accumulation,

$$S(\phi \rightarrow 0) = -N(\hbar/2)\text{sgn } \phi, \quad (25)$$

resulting from the zero mode $n = 0$ in Eq. (15).

Because of the gapless 2D bulk, transport measurements are hardly suitable for the characterization of the $N = \pm 1$ and $N = 0$ phases. We propose a more robust method based on the tunneling spectroscopy of the LDOS. Figure 3 shows $\mathcal{V}(\epsilon, y) = \sum_{\sigma} [\mathcal{V}_e^{\sigma}(\epsilon, y) + \mathcal{V}_b^{\sigma}(\epsilon, y)]$, where $\mathcal{V}_{e,b}^{\sigma}(\epsilon, y)$ are given by Eqs. (15) and (16) with $\zeta \rightarrow \zeta\sigma$. Panels (a) and (d) correspond to the $N = 0$ and $N = -1$ phases, respectively, which differ by the symmetry of the energy dependence of $\mathcal{V}(\epsilon, y)$. The particle-hole asymmetric LDOS of the $N = 0$ phase transforms into the symmetric LDOS of the $N = -1$ phase through a discontinuity [Figs. 3(b) and (c)] coming from zero-energy states existing on the critical lines of the diagram in Fig. 2. The discontinuous phase transition implies

that the $N = \pm 1$ states are topologically distinct from an ordinary zero-gap semiconductor with $N = 0$.

Conclusions.- Within the continuum model for zigzag-terminated graphene, we have demonstrated the possibility of confinement-mediated spin-orbit coupling. The system exhibits a phase transition into a quantum spin Hall state in the sense that it possesses a Kramers' doublet of spin-dependent edge states, accumulating an integer spin, albeit there is no true gap in the system's bulk as in the usual quantum spin Hall systems. We show

that the local density of states can be used to distinguish the quantum spin Hall state from ordinary zero-gap semiconductor state of zigzag-terminated graphene. Our findings also imply that zigzag graphene edges can be spin-active without interaction-induced magnetism^{4,25,26,27}.

We thank H. U. Baranger, F. Guinea, M. I. Katsnelson and A. D. Mirlin for discussions. The work was supported by the Emmy-Noether Programme of the German Research Foundation (DFG).

-
- ¹ K. S. Novoselov, A. K. Geim, S. V. Morozov, D. Jiang, M. I. Katsnelson, I. V. Grigorieva, S. V. Dubonos, and A. A. Firsov, *Nature (London)* **438**, 197 (2005).
 - ² Y. Zhang, Y.-W. Tan, H. L. Stormer, and P. Kim, *Nature (London)* **438**, 201 (2005).
 - ³ L. A. Ponomarenko, F. Schedin, M. I. Katsnelson, R. Yang, E. H. Hill, K. S. Novoselov, and A. K. Geim, *Science* **320**, 356 (2008).
 - ⁴ M. Fujita, K. Wakabayashi, K. Nakada, and K. Kusakabe, *J. Phys. Soc. Jpn.* **65**, 1920 (1996); K. Nakada, M. Fujita, G. Dresselhaus, and M. S. Dresselhaus, *Phys. Rev. B* **54**, 17954 (1996).
 - ⁵ K. Wakabayashi and M. Sigrist, *Phys. Rev. Lett.* **84**, 3390 (2000).
 - ⁶ Y. Kobayashi, K. I. Fukui, T. Enoki, K. Kusakabe, and Y. Kaburagi, *Phys. Rev. B* **71**, 193406 (2005).
 - ⁷ Y. Niimi, T. Matsui, H. Kambara, K. Tagami, M. Tsukada, and H. Fukuyama, *Phys. Rev. B* **73**, 085421 (2006).
 - ⁸ N. M. R. Peres, F. Guinea, and A. H. Castro Neto, *Phys. Rev. B* **73**, 125411 (2006).
 - ⁹ L. Brey and H. A. Fertig, *Phys. Rev. B* **73**, 235411 (2006).
 - ¹⁰ A. Rycerz, J. Tworzydło, and C. W. J. Beenakker, *Nature Phys.* **3**, 172 (2007).
 - ¹¹ G. Tkachov, *Phys. Rev. B* **76**, 235409 (2007).
 - ¹² K. Wakabayashi, Y. Takane, and M. Sigrist, *Phys. Rev. Lett.* **99**, 036601 (2007).
 - ¹³ H. Schomerus, *Phys. Rev. B* **76**, 045433 (2007).
 - ¹⁴ M. Hentschel and F. Guinea, *Phys. Rev. B* **76**, 115407 (2007).
 - ¹⁵ E. V. Castro, N. M. R. Peres, J. M. B. Lopes dos Santos, A. H. Castro Neto and F. Guinea, *Phys. Rev. Lett.* **100**, 026802 (2008); E. V. Castro, N. M. R. Peres and J. M. B. Lopes dos Santos, *Europhys. Lett.* **84**, 17001 (2008).
 - ¹⁶ A. R. Akhmerov and C. W. J. Beenakker, *Phys. Rev. B* **77**, 085423 (2008).
 - ¹⁷ F. D. M. Haldane, *Phys. Rev. Lett.* **61**, 2015 (1988).
 - ¹⁸ G. W. Semenoff, *Phys. Rev. Lett.* **53**, 2449 (1984).
 - ¹⁹ C. L. Kane and E. J. Mele, *Phys. Rev. Lett.* **95**, 226801 (2005).
 - ²⁰ L. Sheng, D. N. Sheng, C. S. Ting, and F. D. M. Haldane, *Phys. Rev. Lett.* **95**, 136602 (2005).
 - ²¹ B. A. Bernevig and S. C. Zhang, *Phys. Rev. Lett.* **96**, 106802 (2006).
 - ²² M. König, S. Wiedmann, C. Brüne, A. Roth, H. Buhmann, L. W. Molenkamp, X.-L. Qi, and S.-C. Zhang *Science* **318**, 766-770 (2007).
 - ²³ E. McCann and V. I. Fal'ko, *J. Phys. Condens. Matter* **16**, 2371 (2004).
 - ²⁴ R. B. Laughlin, *Phys. Rev. B* **23**, 5632 (1981).
 - ²⁵ Y.-W. Son, M. L. Cohen, and S. G. Louie, *Nature* **444**, 347 (2006).
 - ²⁶ O. V. Yazyev and M. I. Katsnelson, *Phys. Rev. Lett.* **100**, 047209 (2008).
 - ²⁷ M. Wimmer, I. Adagideli, S. Berber, D. Tomanek, and K. Richter, *Phys. Rev. Lett.* **100**, 177207 (2008).