

DISTORTIONS OF ELECTRON DENSITY AS PINNING CENTERS IN $Y_{1-x}RE_xBa_2Cu_3O_{7-\delta}$

M.I. Petrov, Yu.S. Gokhfeld, D.A. Balaev, S.I. Popkov, A.A. Dubrovskiy, D.M. Gokhfeld,
K.A. Shaykhutdinov

L.V. Kirensky Institute of Physics SD RAS, 660036 Krasnoyarsk, Russia

smp@iph.krasn.ru

The intragrain pinning in $Y_{1-x}RE_xBa_2Cu_3O_{7-\delta}$ superconductor with low concentrations of RE (La, Ce, Pr) was investigated. Magnetic and transport measurements reveal that the pinning potential is maximal at the RE concentration corresponding to the average distance between the impurity ions in the plane of rare-earth elements comparable to the diameter of Abrikosov vortices in YBCO.

PACS numbers: 74.25.Qt, 74.62.Dh, 74.72.Bk

1. Introduction

Improvement of critical current of YBCO materials is attained by a creation of additional defects acting as pinning centers. Irradiation, incorporation of nanoparticles and doping [1-5] are the main ways to increase pinning. In last case the partial substitution of rare earth elements (RE) for Y is favorable [3, 6-8]. The replacement of Y by RE results in a local distortion of the crystal structure and electron density. These effects depend on valence and size of RE ions. Doping ions with valence of 3 do not change superconducting properties of YBCO greatly [9].

$Y_{1-x}RE_xBa_2Cu_3O_{7-\delta}$ was earlier investigated in most cases with concentration x about a few tens of atomic percents. Pinning in $Y_{1-x}RE_xBa_2Cu_3O_{7-\delta}$ films with small concentrations of RE ($x = 0.0001, 0.001, 0.01, 0.1$) at high magnetic field was tested in [8]. Authors of [8] interested mainly by a relative influence of different doping elements to pinning. They found the flux pinning enhancement by minute doping with different RE especially Tb and Nd.

To find the concentration dependence of pinning we suggest to choose x connecting with parameters of the crystal structure. The concentration of RE can be correlated with the mean distance between RE ions in the rare-earth plane, D . For a square lattice the connection between x and D is given by $x = a^2/D^2 = a^2/(na)^2 = 1/n^2$, where n is a multiple of the lattice constant a in the rare-earth plane. Thus one can choose x to obtain integer $n = 2, 3, 4, 5, 6, 7, 8, 9, 10, \infty$. The composition with $n = \infty$ corresponds to classical $YBa_2Cu_3O_{7-\delta}$. Such choice of x reveals the pinning dependence on the mean distance between pinning centers. To prove the influence of distortion of the electron density and crystal structure on the pinning we investigate YBCO doped by Ce, Pr and La. Ce and Pr have valence equal 4 and $3\div 4$ correspondingly and should strongly modify superconductivity near their location. La is chosen to examine the influence of atomic radius without valence alteration.

Earlier we published the first results for intragrain pinning in $Y_{1-x}Ce_xBa_2Cu_3O_{7-\delta}$. [10,11]. Here we report about experimental study of the magnetic and transport characteristics of $Y_{1-x}Pr_xBa_2Cu_3O_{7-\delta}$ and $Y_{1-x}La_xBa_2Cu_3O_{7-\delta}$ and comparison with data of $Y_{1-x}Ce_xBa_2Cu_3O_{7-\delta}$. Measurements of magnetization and resistance were carried out. It allows comparing the intragrain pinning in the compositions with different x .

2. Experiment

Three series of compositions YREBaCuO were prepared for RE = Ce, Pr, La. The series with different RE were synthesized separately by the standard solid-phase technique [11]. Each series contain 10 samples with $x = 0.25, 0.11, 0.0625, 0.04, 0.0278, 0.0204, 0.0156, 0.0123, 0.01$ and 0 which were synthesized simultaneously at the same conditions. The chosen concentrations of RE correspond to $n = 2, 3, 4, 5, 6, 7, 8, 9, 10$ and ∞ . In such a way the composition with $x = 0$ (YBa₂Cu₃O_{7- δ}) was synthesized for each series.

The temperature dependence of magnetization $M(T)$ was measured by a vibrating sample magnetometer. The samples were cut out in the shape of cylinders with height ≈ 5 mm and diameter ≈ 0.5 mm. The magnetic field of 100 Oe was applied parallel to the cylinder axis. For YCeBaCuO and YLaBaCuO measurements carried out in temperature interval from 77 K to 100 K. For YPrBaCuO $M(T)$ was measured down to 55 K.

The temperature dependence of the electrical resistance $R(T)$ was measured by the standard four-probe technique with samples of rectangular cross section (2×1 mm), the distance between the potential contacts being 2 mm.

The temperature of grain superconducting transition T_c and the temperature of resistance disappearance T_{c0} were determined from $M(T)$ and $R(T)$ dependencies.

3. Results and Discussion

The x-ray diffractions patterns show that most of samples are single-phase and have YBCO structure. For Y_{1-x}Ce_xBa₂Cu₃O_{7- δ} nonsuperconducting phase precipitates when $x > 0.024$ (see details in [11]) because Ce dissolves in YBCO at low concentrations only.

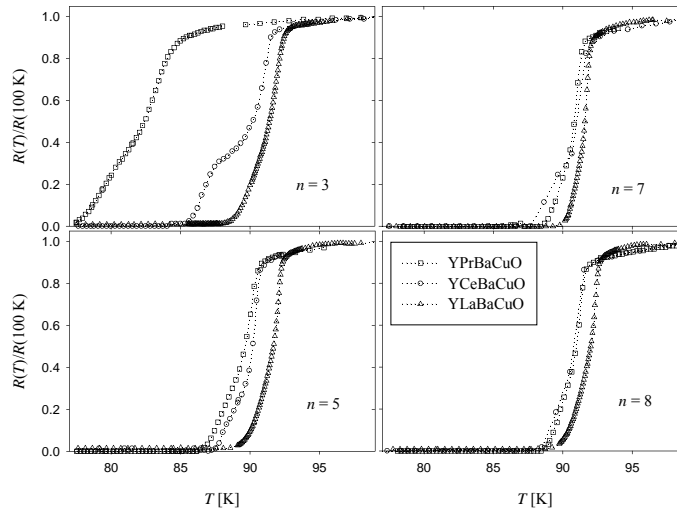


Fig. 1. Temperature dependence of normalized resistance $R(T)/R(100 \text{ K})$ of Y_{1-x}RE_xBa₂Cu₃O_{7- δ} .

Figure 1 displays the temperature evolution of normalized resistance $R(T)/R(100 \text{ K})$ for a few series of samples. The measured $R(T)$ dependencies are typical for polycrystalline superconductors and exhibit a sharp drop of the resistance at T_c and a smooth part till T_{c0} reflecting the transition of Josephson media. Above T_c most of the dependencies are metallic like. Exception is Y_{0.75}La_{0.25}Ba₂Cu₃O_{7- δ} ($n = 2$) which has semiconductor like $R(T)$ above T_c . It is probably due to La occupied Ba sites [12]. $R(T)$ dependencies demonstrate that Pr depresses superconductivity more stronger than Ce or La. Also the remarkable tail on $R(T)$ of YCeBaCuO

for $n = 3$ shows the increase of intergrain boundaries thickness [13] due to a precipitating of nonsuperconducting phase.

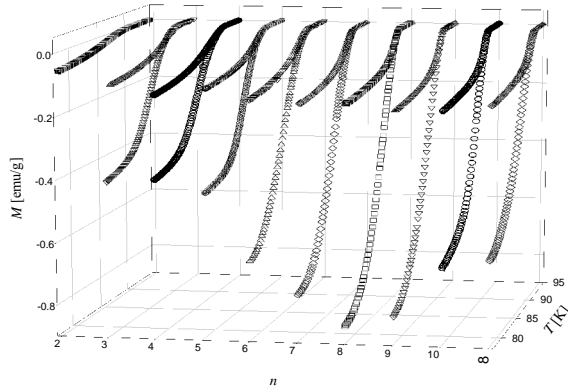


Fig. 2. Temperature dependence of zero field cooled $M_{ZFC}(T)$ and field cooled $M_{FC}(T)$ magnetization of $Y_{1-x}Ce_xBa_2Cu_3O_{7-δ}$.

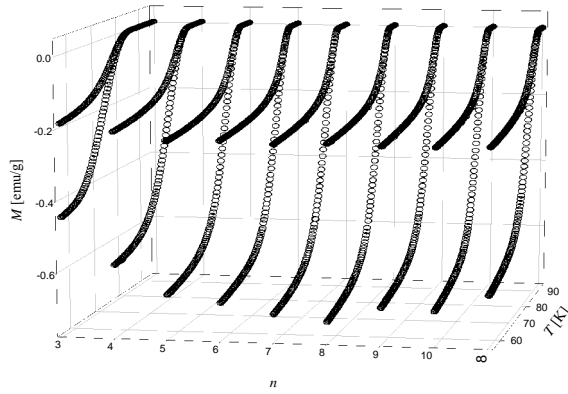


Fig. 3. Temperature dependence of zero field cooled $M_{ZFC}(T)$ and field cooled $M_{FC}(T)$ magnetization of $Y_{1-x}Pr_xBa_2Cu_3O_{7-δ}$.

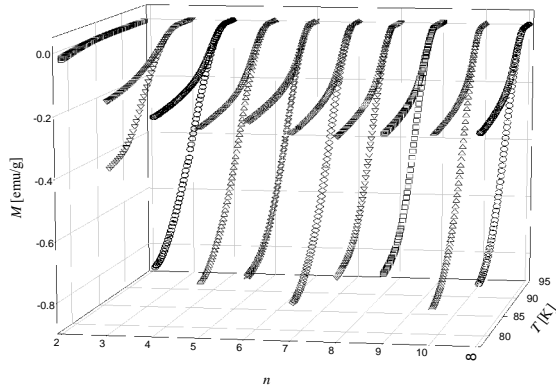


Fig. 4. Temperature dependence of zero field cooled $M_{ZFC}(T)$ and field cooled $M_{FC}(T)$ magnetization of $Y_{1-x}La_xBa_2Cu_3O_{7-δ}$.

Figures 2-4 plot $M_{FC}(T)$ and $M_{ZFC}(T)$ for the samples. T_c of compounds (Fig. 5) weakly depends on RE concentration for $x < 0.0625$ ($n > 4$). The samples with $x = 0$ in the series with different RE have slightly different T_c because the series were synthesized at different time. Also $Y_{1-x}Pr_xBa_2Cu_3O_{7-δ}$ with $x = 0$ has a few larger resistivity and smaller critical current density than $Y_{1-x}La_xBa_2Cu_3O_{7-δ}$ and $Y_{1-x}Ce_xBa_2Cu_3O_{7-δ}$ with $x = 0$. Different oxygen content in the different series of samples can be reason of this mismatch.

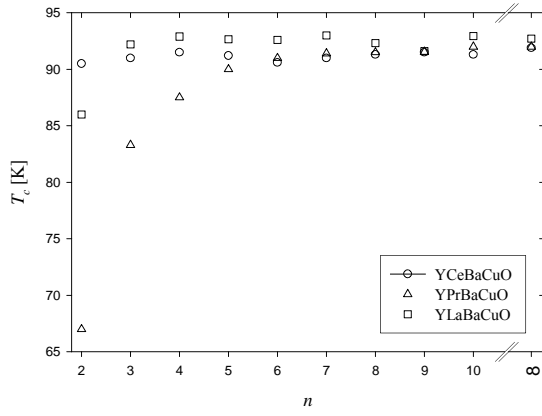


Fig. 5. Critical temperature T_c of $Y_{1-x}RE_xBa_2Cu_3O_{7-\delta}$.

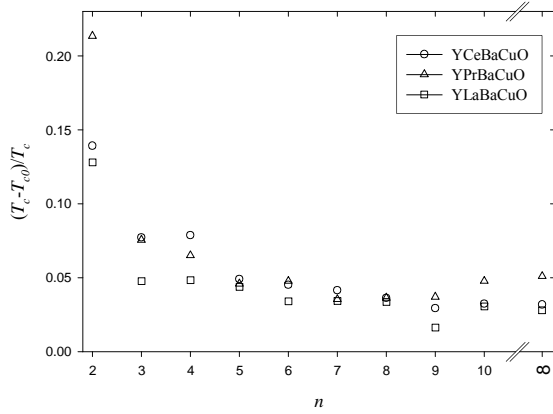


Fig. 6. Normalized width of superconducting transition $(T_c - T_{c0})/T_c$ for $Y_{1-x}RE_xBa_2Cu_3O_{7-\delta}$.

Figure 6 plots the reduced width of the superconducting transition $(T_c - T_{c0})/T_c$ as a function of n . $(T_c - T_{c0})/T_c$ is $\approx 4\%$ for compositions with $x \leq 0.04$ ($n \geq 5$). Consequently there is not the remarkable influence of RE concentration on intergrain currents at these concentrations.

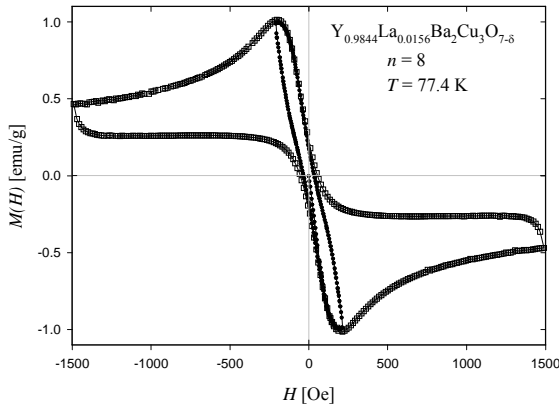


Fig. 7. Magnetization of $Y_{0.9844}La_{0.0156}Ba_2Cu_3O_{7-\delta}$ vs. magnetic field up to 200 Oe (black dots), 1500 Oe (squares).

Magnetization loops of samples are typical for polycrystalline superconductors. $M(H)$ curve of sample with $x = 0.0156$ ($n = 8$) is presented in fig. 7. The width of $M(H)$ loop at zero field is practically the same for curves measured up to 200 Oe and 1000 Oe. There is the method [14] separating the intergrain and intragrain critical currents from $M(H)$ curves measured up to different magnetic fields H . However a dissymmetry of $M(H)$ loop at high H is a sign of strong

influence of the edge barriers [15,16]. Therefore application of the Bean model and the method [14] is incorrect here [17].

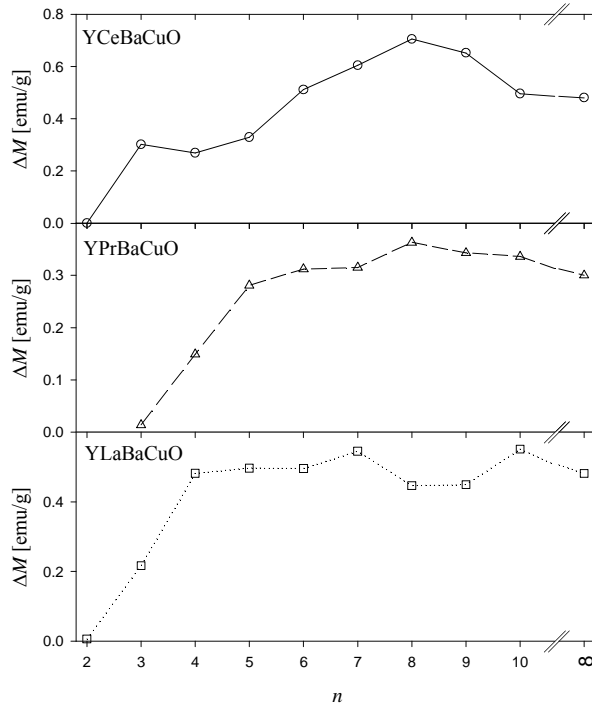


Fig. 8. Difference of field cooled and zero field cooled magnetizations ΔM of $Y_{1-x}RE_xBa_2Cu_3O_{7-\delta}$ at 77.4 K.

In order to establish the effect of the RE content on the intragrain pinning, we take up the temperature dependences of magnetization $M(T)$. The difference between the field cooled and zero field cooled magnetizations M_{FC} and M_{ZFC} is proportional to the pinning potential in granules [18]. The influence of intergrain pinning is small because there is the strong depinning in intergrain boundaries during cooling [19]. Figure 8 displays the dependence of the difference between the magnetizations of samples $\Delta M = M_{FC} - M_{ZFC}$ at 77 K as a function of n . The character of $\Delta M(n)$ dependence does not change at other $T < T_c$. For $Y_{1-x}Ce_xBa_2Cu_3O_{7-\delta}$ and $Y_{1-x}Pr_xBa_2Cu_3O_{7-\delta}$ ΔM passes through a maximum at $n = 8$ ($x = 0.0156$). This maximum corresponds the most probable distance between impurity atoms $D = 8a$. For YBCO $a = 0.382$ nm then $D = 0.3$ nm. Such value of D is close to 1-2 coherence lengths in YBCO [20]. This can be explained by that the defects spaced at distances equal to the Abrikosov vortex diameter produce an increase in the pinning force in weak fields.

$Y_{1-x}La_xBa_2Cu_3O_{7-\delta}$ does not demonstrate a clear maximum of ΔM for any n . The reason is the valence of La ions equal one of Y ions. So there is not the distortion of electron density in the sites of La atom in $Y_{1-x}La_xBa_2Cu_3O_{7-\delta}$ system. The distortion of crystal structure arisen from larger size of La ions does not probably pin vortices.

The task for future is measurements of magnetic properties of $Y_{1-x}RE_xBa_2Cu_3O_{7-\delta}$ at higher magnetic fields and lower temperatures.

4. Conclusions

The investigation of the transport and magnetic properties of a series $Y_{1-x}RE_xBa_2Cu_3O_{7-\delta}$ compounds has showed that doping of RE atoms with valence higher than 3 in small amounts

increases the intragrain critical current due to the formation of pinning centers. The concentration of RE for maximal pinning, $x = 0.0156$, is the same for Ce or Pr doped YBCO. This concentration corresponds the most probable distance between impurity atoms equal to 0.3 nm.

References

1. L.M. Paulius, C.C. Almasan and M.B. Maple, Phys. Rev. B **47**, 11627, (1993)
2. J.M.S. Skakle, Materials Science & Engineering R-Reports 23, 1 (1998)
3. T. Harada, K. Yoshida, Physica C **383**, 48, (2002)
4. T. Harada, K. Yoshida, Physica C **387**, 411, (2003)
5. J. H. Xing, S. Xu, X. M. Lu, B. Qian, G. B. Ma, Z. H. Wang, Z. S. Jiang, X. S. Wu, International Journal of Modern Physics B 21, 3180 (2007)
6. J. L. MacManus-Driscoll, S. R. Foltyn, Q. X. Jia, H. Wang, A. Serquis, B. Maiorov, L. Civale, Y. Lin, M. E. Hawley, M. P. Maley, and D. E. Peterson, Appl. Phys. Lett. 84, 5329 (2004)
7. J.W. Kell, T.J. Haugan, M.F. Locke, P.N. Barnes, IEEE Trans. Appl. Supercond. 15, 3726 (2005)
8. P.N. Barnes, J.W. Kell, B.C. Harrison, T.J. Haugan, C.V. Varanasi, M. Rane, F. Ramos, Appl. Phys. Lett. **89**, 012503, (2006)
9. J. M. Tarascon, W. R. McKinnon, L. H. Greene, G. W. Hull, E. Vogel, Phys. Rev. B 36, 226 (1987)
10. M.I. Petrov, D.A. Balaev, Yu.S. Gokhfeld, A.A. Dubrovskiy, K.A. Shaykhutdinov, Physica C 460-462, 1192 (2007)
11. M.I. Petrov, D.A. Balaev, Yu.S. Gokhfeld, A.A. Dubrovskiy, K.A. Shaykhutdinov, Phys. Solid State 49, 2047 (2007)
12. A. Gantis, M. Calamiotou, D. Palles, D. Lampakis, E. Liarokapis, Phys. Rev. B 68, 064502 (2003)
13. D.A. Balaev, K.A. Shaihutdinov, S.I. Popkov, D.M. Gokhfeld, M.I. Petrov, Supercond. Sci. Technol. 17, 175 (2004)
14. K.H. Müller, C. Andrikidis, H.K. Liu, S.X. Dou, Phys. Rev. B 50, 10218 (1994)
15. Shi Li, M. Fistul, J. Deak, P. Metcalf, G. F. Giuliani, M. McElfresh, D. L. Kaiser, Phys. Rev. B 52, R739 (1995)
16. R.M. Ainbinder, I.L. Maksimov, Low Temp. Phys. 33, 651 (2007)
17. Y. Yeshurun, A. P. Malozemoff, A. Shaulov, Rev. Mod. Phys. 68, 911 (1996)
18. A. Malozemoff, in Physical Properties of High Temperature Superconductors 1 edited by D.M. Ginsberg (World Scientific, Singapore, 1989)
19. J. Jung, M. A-K. Mohamed, I. Isaac, and L. Friedrich, Phys. Rev. B 49, 12188 (1994)
20. D. Larbalestier, A. Gurevich, D.M. Feldmann, A. Polyanskii. Nature **414**, 368 (2001)