

# Superconductivity at 41 K and its competition with spin-density-wave instability in layered $\text{CeO}_{1-x}\text{F}_x\text{FeAs}$

G. F. Chen, Z. Li, D. Wu, G. Li, W. Z. Hu, J. Dong, P. Zheng, J. L. Luo, and N. L. Wang  
*Beijing National Laboratory for Condensed Matter Physics, Institute of Physics,  
 Chinese Academy of Sciences, Beijing 100080, Peoples Republic of China*  
 (Dated: March 26, 2008)

A series of layered  $\text{CeO}_{1-x}\text{F}_x\text{FeAs}$  compounds with  $x=0$  to 0.20 are synthesized by solid state reaction method. Similar to the  $\text{LaOFeAs}$ , the pure  $\text{CeOFeAs}$  shows a strong resistivity anomaly near 145 K, which was ascribed to the spin-density-wave instability. F-doping suppresses this instability and leads to the superconducting ground state. Most surprisingly, the superconducting transition temperature could reach as high as 41 K. The very high superconducting transition temperature strongly challenges the classic BCS theory based on the electron-phonon interaction. The very closeness of the superconducting phase to the spin-density-wave instability suggests that the magnetic fluctuations play a key role in the superconducting pairing mechanism.

PACS numbers: 74.70.-b, 74.62.Bf, 74.25.Gz

The recent discovery of superconductivity with transition temperature of 26 K in  $\text{LaO}_{1-x}\text{F}_x\text{FeAs}$  system[1] has generated tremendous interest in the scientific community. Except for a relatively high transition temperature, the system displays many interesting properties. Among others, the presence of competing ordered ground states is one of the most interesting phenomena. The pure  $\text{LaOFeAs}$  itself is not superconducting but shows an anomaly near 150 K in both resistivity and dc magnetic susceptibility.[1] This anomaly was shown to be caused by the spin-density-wave (SDW) instability.[2] Electron-doping by F suppresses the SDW instability and recovers the superconductivity. Here we show that similar competing orders exist in another rare-earth transition metal oxypnictide  $\text{Ce}(\text{O}_{1-x}\text{F}_x)\text{FeAs}$ . Most surprisingly, the superconducting transition temperature in this system could reach as high as 41 K. Except for cuprate superconductors,  $T_c$  in such iron-based compounds has already become the highest.

The very high superconducting transition temperature has several important implications. First, the  $T_c$  value has already reached the well-accepted limit value of classic BCS theory[3, 4]. Considering the small carrier density and rather weak electron-phonon coupling estimated from first-principle calculations[5, 6], the observation result strongly challenges the BCS theory based on the electron-phonon interaction. Second, the rare-earth Ce-based compound usually shows hybridization between localized f-electron and itinerant electrons. This often leads to a strong enhancement of carrier effective mass at low temperature. Even for 4d transition metal oxypnictide with the same type of structure, a recent report indicates that the electronic specific heat coefficient of Ce-based  $\text{CeORuP}$  ( $\gamma=77$  mJ/mol K<sup>2</sup>) is 20 times higher than the value of La-based  $\text{LaORuP}$  ( $\gamma=3.9$  mJ/mol K<sup>2</sup>)[7]. The hybridization also tends to cause various ordered states at low temperature, like ferromagnetic (FM) or antiferromagnetic (AFM) ordering. Although superconducting

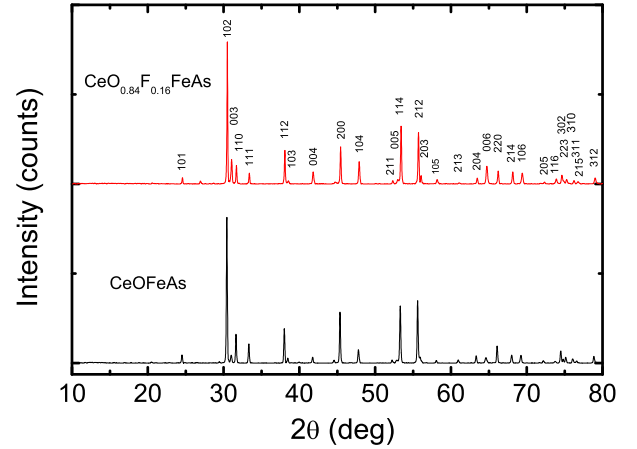


FIG. 1: (Color online) X-ray powder diffraction patterns of the pure  $\text{CeOFeAs}$  and  $\text{CeO}_{0.84}\text{F}_{0.16}\text{FeAs}$  compounds.

state could occur in Ce-based materials, the superconducting transition temperature is usually very low, the highest superconducting transition temperature is only 2.3 K achieved in  $\text{CeCoIn}_5$ [8]. The extremely high superconducting transition temperature obtained here on  $\text{Ce}(\text{O}_{1-x}\text{F}_x)\text{FeAs}$  offers an opportunity to examine the role played by Ce 4f electrons. Third, the superconducting phase is very close to the spin-density-wave instability. This indicates that the magnetic fluctuations plays a key role in the superconducting pairing mechanism.

A series of layered  $\text{CeO}_{1-x}\text{F}_x\text{FeAs}$  compounds with  $x=0, 0.04, 0.08, 0.12, 0.16$  and  $0.20$  are synthesized by solid state reaction method using  $\text{CeAs}$ ,  $\text{Fe}$ ,  $\text{CeO}_2$ ,  $\text{CeF}_3$ ,  $\text{Fe}_2\text{As}$  as starting materials.  $\text{CeAs}$  was obtained by reacting Ce chips and As pieces at  $500^\circ\text{C}$  for 15 hours and then  $850^\circ\text{C}$  for 5 hours. The raw materials were thoroughly mixed and pressed into pellets. The pellets were wrapped with Ta foil and sealed in an evacuate quartz tube. They were then annealed at  $1150^\circ\text{C}$  for 50 hours. The resulting samples were characterized by a powder

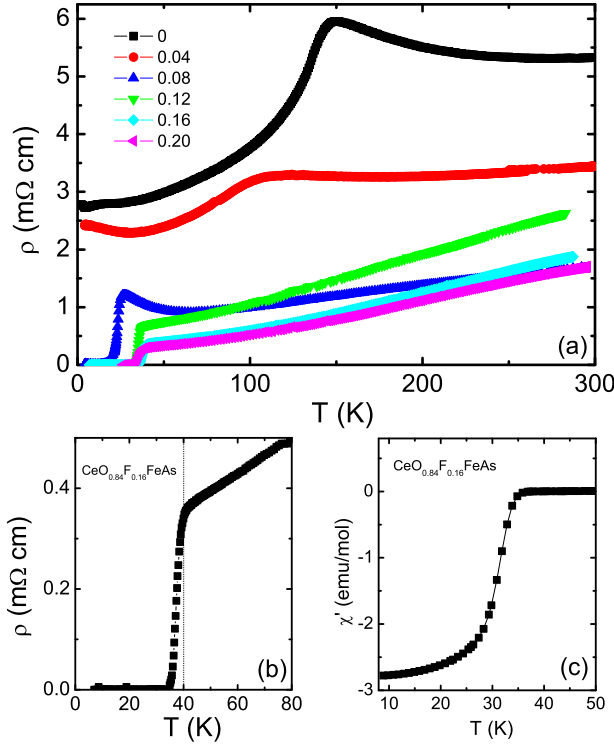


FIG. 2: (Color online) (a) The electrical resistivity vs temperature for a series of  $\text{CeO}_{1-x}\text{F}_x\text{FeAs}$ . (b) T-dependent resistivity in an expanded region for  $x=0.16$  sample. The superconducting transition with sharp onset temperature at 41 K is seen. (c) Real part of T-dependent ac magnetic susceptibility.

X-ray diffraction (XRD) method with Cu  $K\alpha$  radiation at room temperature. Almost pure phase was achieved for those samples. The XRD patterns for the parent  $x=0$  and  $x=0.16$  compounds are shown in Fig. 1, which could be well indexed on the basis of tetragonal  $\text{ZrCuSiAs}$ -type structure with the space group  $P4/nmm$ . The lattice parameters for the parent and  $x=0.16$  compounds obtained by a least-squares fit to the experimental data are  $a=3.996 \text{ \AA}$ ,  $c=8.648 \text{ \AA}$ , and  $a=3.989 \text{ \AA}$ ,  $c=8.631 \text{ \AA}$ , respectively. Compared to the undoped phase  $\text{CeOFeAs}$ , the apparent reduction of the lattice volume upon F-doping indicates a successful chemical substitution.

Standard 4-probe dc resistivity and ac susceptibility measurements were performed down to 1.8 K in a Physical Property Measurement System (PPMS) of Quantum Design company. Figure 2 (a) shows the temperature dependence of the resistivity. The pure  $\text{CeOFeAs}$  sample has rather high dc resistivity value. The resistivity increases slightly with decreasing temperature, but below roughly 145 K, the resistivity drops steeply. After F-doping, the overall resistivity decreases and the 145 K anomaly shifts to the lower temperature and becomes less pronounced. At higher F-doping, the anomaly disappears and a superconducting transition occurs. The highest  $T_c=41 \text{ K}$  is obtained at  $x=0.16$ , which can be

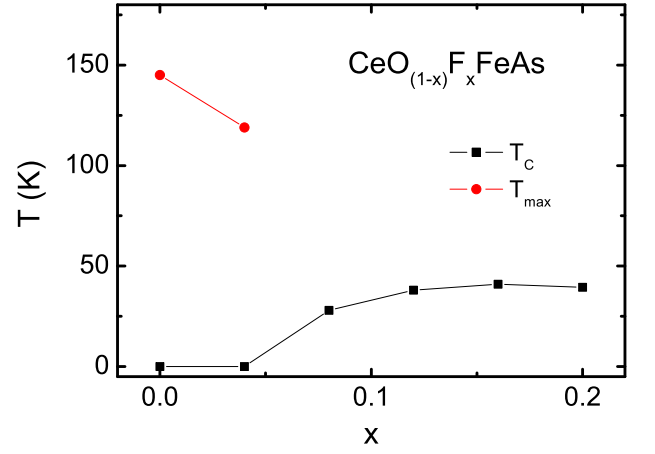


FIG. 3: (Color online) The phase diagram showing the anomaly (red dots) and superconducting transition (black square) temperatures as a function of F content.

seen clearly from an expanded plot of the temperature-dependent resistivity curve.  $T_c$  drops with further F-doping. The bulk superconductivity in F-doped  $\text{CeOFeAs}$  is confirmed by ac magnetic susceptibility measurements. Figure 2 (c) shows the real part  $\chi'$  of ac susceptibility in a temperature range near  $T_c$  for the  $x=0.16$  sample. Figure 3 is the phase diagram showing the resistivity anomaly (red circle) and superconducting transition (black square) temperatures as a function of F content.

The resistivity behavior of the pure  $\text{CeOFeAs}$  is very similar to that of  $\text{LaOFeAs}$ , except for the difference that a resistivity upturn was observed in the later compound at lower temperature. As we demonstrated earlier, the anomaly at 150 K is caused by spin density wave instability, and a gap opens below the transition temperature due to the Fermi surface nesting[2]. To confirm the same origin for the anomaly, we performed infrared measurement on Bruker 66v/s spectrometer in the frequency range from  $20 \text{ cm}^{-1}$  to  $15,000 \text{ cm}^{-1}$  at different temperatures, and derived conductivity from Kramers-Kronig transformations. Figure 4 shows the reflectance and conductivity spectra in far-infrared region. As expected,  $\text{CeOFeAs}$  shares very similar optical response behavior as  $\text{LaOFeAs}$ . Most notably, the reflectance below  $400 \text{ cm}^{-1}$  is strongly suppressed at low frequency below the phase transition temperature, which is a strong indication for the formation of an energy gap. However, the low-frequency reflectance still increases fast towards unity at zero frequency, indicating metallic behavior even below the phase transition, being consistent with the dc resistivity measurement which reveals an enhanced conductivity. The data indicate clearly that only partial Fermi surfaces are gapped.

Up to present, among all reported superconducting systems in such layered transition metal oxypnictides,

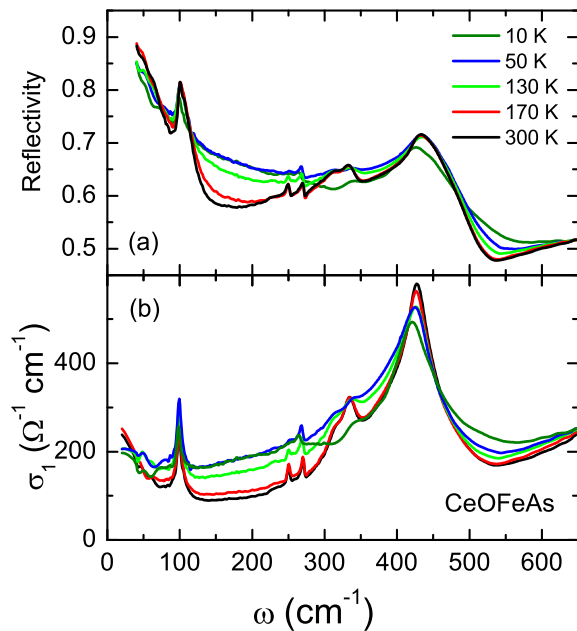


FIG. 4: (Color online) The reflectance (a) and conductivity (b) spectra in the far-infrared region at different temperatures for the pure CeOFeAs sample.

only  $\text{LaO}_{1-x}\text{F}_x\text{FeAs}$  and  $\text{CeO}_{1-x}\text{F}_x\text{FeAs}$  systems are known to show such apparant competing ground states. When the SDW order is destroyed by electron doping, superconductivity could occur at a much higher temperature. This gives a hint where to search for materials with potentially higher  $T_c$ . The interplay between superconductivity and spin-density-wave instability thus is of central interest in those systems.

To summarize, we have synthesized a series of rear-earth based transition metal oxypnictide  $\text{CeO}_{1-x}\text{F}_x\text{FeAs}$  compounds. The superconducting transition temperature could be as high as 41 K. This very high superconducting transition temperature strongly challenges the pairing mechanism based on the electron-phonon interac-

tion. Similar to the  $\text{LaOFeAs}$ , the pure  $\text{CeOFeAs}$  shows a strong resistivity anomaly near 145 K, which was ascribed to the spin-density wave instability. F-doping suppresses this instability and leads to the superconducting ground state with rather high  $T_c$ . The very interesting interplay between the superconducting phase and the spin-density-wave instability strongly suggests that the magnetic fluctuations play a key role in the superconducting paring mechanism.

We acknowledge the support from Y. P. Wang and Li Lu, and valuable discussions with Z. Fang and T. Xiang. This work is supported by the National Science Foundation of China, the Knowledge Innovation Project of the Chinese Academy of Sciences, and the 973 project of the Ministry of Science and Technology of China.

Note added: We shared information with Prof. X. H. Chen before posting this work. A different rare-earth Sm-based  $\text{SmFeAsO}_{1-x}\text{F}_x$  ( $x=0.1$ ) was reported by Chen et al., arXiv:0803.3603v1.

- 
- [1] Y. Kamihara, T. Watanabe, M. Hirano, and H. Hosono, *J. Am. Chem. Soc.* **130**, 3296 (2008).
  - [2] J. Dong, H. J. Zhang, G. Xu, Z. Li, G. Li, W. Z. Hu, D. Wu, G. F. Chen, X. Dai, J. L. Luo, Z. Fang, N. L. Wang, arXiv:0803.3426.
  - [3] W. L. McMillan, *Phys. Rev.* **167**, 331 (1968).
  - [4] V. L. Ginzburg, D. A. Kirzhnits, Eds., *High temperature superconductivity* (Consultants Bureau, New York, 1982).
  - [5] L. Boeri, O. V. Dolgov, and A. A. Golubov, arXiv: 0803.2703.
  - [6] I.I. Mazin, D.J. Singh, M.D. Johannes, and M.H. Du, arXiv: 0803.2740v1.
  - [7] C. Krellner, N. S. Kini, E. M. Brüning, K. Koch, H. Rosner, M. Nicklas, M. Baenitz, and C. Geibel, *Phys. Rev. B* **76**, 104418 (2007).
  - [8] C. Petrovic, P. G. Pagliuso, M. F. Hundley, R. Movshovich, J. L. Sarrao, J. D. Thompson, Z. Fisk, and P. Monthoux, *J. Phys.: Condens. Matter* **13**, L337 (2001).