

DOCTORAT DE L'UNIVERSITÉ DE TOULOUSE
délivré par l'Université Toulouse III – Paul Sabatier
en MATHÉMATIQUES PURES

par

Benjamin Audoux

intitulé

**Généralisation de l'homologie d'Heegaard-Floer
aux entrelacs singuliers**

&

**Raffinement de l'homologie de Khovanov
aux entrelacs restreints**

soutenu le 5 décembre 2007 devant le jury composé de

C. Blanchet	Université Paris VII	Rapporteur
V. Colin	Université de Nantes	Examineur
T. Fiedler	Université Toulouse III	Directeur
S. Orevkov	Université Toulouse III	Examineur
P. Ozsváth	Columbia University	Rapporteur
V. Vershinin	Université Montpellier II	Président

Institut de Mathématiques de Toulouse, UMR 5580, UFR MIG
Laboratoire Émile Picard,
Université Paul Sabatier 31062 TOULOUSE Cédex 9

Résumé :

La catégorification d'un invariant polynomial d'entrelacs I est un invariant de type homologique dont la caractéristique d'Euler graduée est égale à I . On pourra citer la catégorification originelle du polynôme de Jones par M. Khovanov ou celle du polynôme d'Alexander par P. Ozsváth et Z. Szabó. Outre leur capacité accrue à distinguer les nœuds, ces nouveaux invariants de type homologique semblent drainer beaucoup d'informations d'ordre géométrique.

D'autre part, suite aux travaux de I. Vassiliev dans les années 90, un invariant polynomial d'entrelacs peut être étudié à l'aune de certaines propriétés, dites de type fini, de son extension naturelle aux entrelacs singuliers, c'est-à-dire aux entrelacs possédant un nombre fini de points doubles transverses.

La **première partie** de cette thèse s'intéresse aux liens éventuels entre ces deux procédés, dans le cas particulier du polynôme d'Alexander. Dans cette optique, nous donnons d'abord une description des entrelacs singuliers par diagrammes en grilles. Nous l'utilisons ensuite pour généraliser l'homologie de Ozsváth et Szabó aux entrelacs singuliers. Outre la cohérence de sa définition, nous montrons que cet invariant devient acyclique sous certaines conditions annulant naturellement sa caractéristique d'Euler. Ce travail s'insère dans un programme plus vaste de catégorification des théories de Vassiliev.

Dans une **seconde partie**, nous nous proposons de raffiner l'homologie de Khovanov aux entrelacs restreints. Ces derniers correspondent aux diagrammes d'entrelacs quotientés par un nombre restreint de mouvements de Reidemeister. Les tresses fermées apparaissent notamment comme sous-ensemble de ces entrelacs restreints. Un tel raffinement de l'homologie de Khovanov offre donc un nouvel outil pour une étude plus ciblée des nœuds et de leurs déformations.

Abstract :

A categorification of a polynomial link invariant is an homological invariant which contains the polynomial one as its graded Euler characteristic. This field has been initiated by Khovanov categorification of the Jones polynomial. Later, P. Ozsváth and Z. Szabó gave a categorification of Alexander polynomial. Besides their increased abilities for distinguishing knots, this new invariants seem to carry many geometrical informations.

On the other hand, Vassiliev works gives another way to study link invariant, by generalizing them to singular links *i.e.* links with a finite number of rigid transverse double points.

The **first part** of this thesis deals with a possible relation between these two approaches in the case of the Alexander polynomial. To this purpose, we extend grid presentation for links to singular links. Then we use it to generalize Ozsváth and Szabó invariant to singular links. Besides the consistency of its definition, we prove that this invariant is acyclic under some conditions which naturally make its Euler characteristic vanish. This work can be considered as a first step toward a categorification of Vassiliev theory.

In a **second part**, we give a refinement of Khovanov homology to restricted links. Restricted links are link diagrams up to a restricted set of Reidemeister moves. In particular, closed braids can be seen as a subset of them. Such a refinement give then a new tool for studying knots and their deformations.

Contents

Remerciements	7
Introductions	9
Introduction (français)	9
Short introduction (english)	17
User's guide	21
1 Singular link Floer homology	25
I Knot Floer homology	27
1 Some basics in algebra	27
1.1 Structures on modules	27
1.2 Chain complexes	28
1.3 Algebraic tools	31
1.4 On chain maps	32
2 Grid diagrams	35
3 Combinatorial link Floer homology	37
3.1 Generators	37
3.2 Gradings	37
3.3 Definition of $C^-(G)$	38
3.4 Differential	38
3.5 Orientation	40
3.6 Link Floer homologies	43
II Singular link Floer homology	47
1 Singular grid diagrams	47
1.1 Singular columns	47
1.2 Singular rows	56
2 Switch morphism	57
2.1 Grid and link configurations	58
2.2 More polygons on torus	59
2.3 First step toward singular link Floer homology	61
2.4 Variants	64
3 Singular link Floer homology	64
3.1 Cube of resolution	64

3.2	Singular link Floer homology	68
4	Invariance	70
4.1	Isotopies of arcs	71
4.2	Stabilization/Destabilization	71
4.3	Regular commutation	75
4.4	Semi-singular commutation	78
4.5	Hint for the remaining cases	92
III Discussion on singular link Floer homology		95
1	Variants	95
1.1	Graded homologies	95
1.2	Another choice for peaks	96
1.3	Columns against rows	96
2	Almost an inverse	97
3	Acyclicity for singular loop	100
4	What about the sum ?	102
4.1	Three dimensional cube of maps	103
4.2	Acyclicity and consequences	107
2 Khovanov homology for restricted links		109
IV Jones invariants for restricted links		111
1	Restricted links	111
1.1	Reidemeister moves	111
1.2	Braid-like isotopies	113
1.3	Star-like isotopies	113
2	Jones polynomial refinements	114
2.1	Kauffman states	114
2.2	Braid-like Jones polynomial	114
2.3	Star-like Jones polynomial	118
V Khovanov invariants for restricted links		123
1	Definition of homologies for restricted links	123
1.1	Lightening and reformulation	123
1.2	Restricted Khovanov homology	124
2	Invariance under restricted isotopies	126
2.1	Braid-like invariance	126
2.2	Star-like invariance	130
2.3	Restricted Khovanov cohomology	132
Conclusion		135
Appendices		139
A Decomposition in subcomplexes		139

B	Construction for mixed grids	145
1	Construction	145
2	Invariance under rotation	148
3	Symetry properties	151
C	Computations	155
	Index	176
	Bibliography	179

Remerciements

Une page peut-elle mesurer le champ de mes reconnaissances ? La tentation est grande de les masquer naïvement par des drapés de vaines logorrhées dont la louable dithyrambie ne ferait qu’escamoter, maladroitement, une sincérité pourtant tangible, bien que pudique. Je ne le ferais pas.

Puisque la recherche est un héritage, je tiens néanmoins à remercier Thomas Fiedler, pour son rôle de directeur de thèse ; Michel Boileau, pour la direction de mon mémoire de DEA ; Christian Blanchet et Peter Ozsváth, pour avoir rapporté ma thèse en dépit de leurs calendriers ; ainsi que Vincent Colin, Stepan Orevkov et Vladimir Vershinin, pour avoir accepté de former mon jury.

Mais c’est également des équipes, ouvertes. En cela, je sais gré au GDR Tresses de m’avoir, deux fois par an, ouvert ses portes pluridisciplinaires ; à l’IMM de Montpellier d’avoir accueilli un pauvre toulousain au sein de son groupe de travail AlgHom/GQ ; à toutes les éditions de la Llagonne de m’avoir initié aux couleurs de la cuisine catalane, et de leurs mathématiques aussi ; ainsi qu’à tous les laboratoires qui m’ont invité, de leur accueil, de leur écoute et de leurs conseils.

Le protocole n’est cependant pas tout. Et que ce soit pour les discussions professionnellement enrichissantes, parfois, ou pour les moments de détente, souvent, je serais bien ingrat si je ne citais pas tous mes compagnons de route : Etienne Galais, Jérôme Petit, Emmanuel Wagner, Anne-Laure Thiel, Anne, Cécile, Guitta, Iman, Eva, Julien, Landry, Alexandre, Kuntal, Guillaume, Mathieu, etc. Sans oublier Vincent Florens qui, lui, l’a essarté, la route.

Moi, pour qui les voix de l’administration sont et resteront souvent impénétrables, je ne peux que rendre grâce à Agnès Requis, Yveline Pannabière, Jocelyne Picard et à leur compétence toujours souriante ; et, étrangement, à Julien Roques, pour ses nombreux conseils et aides.

Si vous lisez ces lignes, c’est que j’ai pu les taper. Que l’informatique n’en soit pas remercié mais plus certainement ses mercenaires, Maxime et Gachette, pour toutes les heures passées à installer/réparer/programmer/compiler ; ainsi que Marc, pour son efficacité et sa discrétion en \LaTeX .

Nous parlions d’héritage. Pourrais-je taire ma gratitude envers mes parents, qui, tout au long des trentes dernières années, m’ont toujours soutenu dans mes choix. Etait-ce bien raisonnable ? Envers mes grands-parents, et notamment mon grand-père paternel, pour avoir partagé sa passion pour les sciences. Envers mon frère, oui, car on se ressemble finalement plus qu’il n’y paraît. Et envers ma tante, pour être présente de chaque côté de l’Atlantique.

Ne nous mentons, toutefois, pas. De trois années de thèse, le pot est, sans aucun doute, l’élément qui reste le plus longtemps dans les mémoires. A ce titre, Alain & Gwenola, pour les desserts ;

Nicolas & Céline, pour les cakes ; Brigitte, pour les tartes et le vin ; et enfin Romain, pour sa journée du 1er décembre, chacun est passible d'une part sensible du mérite.

Malheureusement, mes craintes premières se concrétisent. Comment vous remercier tous, vous dont le prénom commence par A, Z, E, R, T, Y, U, I, O, P, Q, S, D, F, G, H, J, K, L, M, W, X, C, V, B ou N, et qui saurez, en lisant ces mots, tolérer mon indolence, comprenant que je préfère que vous m'en vouliez tous, un peu, plutôt que certains, beaucoup.

Enfin, pour donner l'illusion d'une conclusion, je témoignerai sobrement de ma reconnaissance envers Séb & Solenn, Bianca et Céline, notamment pour leur décence de ne pas m'obliger à dire pourquoi.

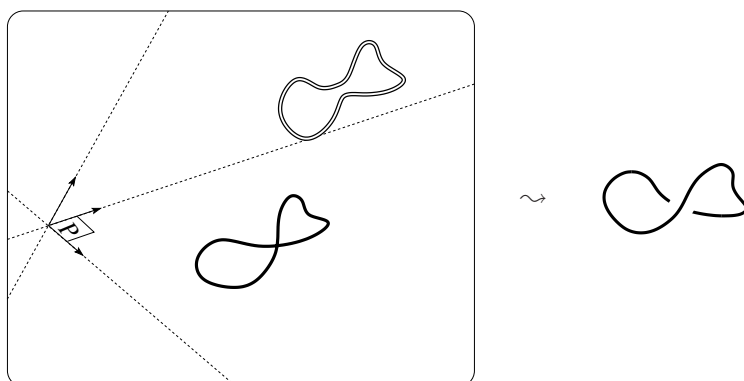
Mais l'illusion s'évanouit vite et l'horizon, déjà, s'éclaire de mes silences. Et tous ces "entre autre", implicites à chaque phrase, resteront les garants diaphanes du poids de ma gratitude.

Introduction

Dégageons-nous de leur origine marine et donnons aux nœuds une définition mathématique¹. Pour cela, on considère les plongements lisses $\nu: \bigsqcup^\ell S^1 \hookrightarrow \mathbb{R}^3$ de $\ell \in \mathbb{N}^*$ cercles orientés disjoints dans l'espace ambiant. Deux plongements ν_1 et ν_2 sont dits *isotopes ambiants* s'il existe une famille continue d'homéomorphismes $(h_t: \mathbb{R}^3 \rightarrow \mathbb{R}^3)_{t \in [0,1]}$ tels que $h_0 \equiv \text{Id}$ et $\nu_2 \equiv \nu_1 \circ h_1$. Un *entrelacs* (*link*)² est une classe de tels plongements à isotopie ambiante près. Lorsque ℓ vaut un, on parle alors de *nœud* (*knot*). La classe d'un plongement planaire, *i.e.* dont l'image est contenue dans un plan, est appelée *nœud* ou *entrelacs trivial* (*trivial knot* or *link*). On le note U_ℓ .

Cette définition des entrelacs est directement inspirée de la perception sensitive que nous en avons. Il existe cependant de nombreuses descriptions alternatives. Il s'agit, le plus souvent, d'objets combinatoires que l'on considère à certaines opérations élémentaires près. Pour définir un invariant d'entrelacs, il suffit alors de le faire pour chacun de ces objets, puis de vérifier que l'invariance par chacune des opérations élémentaires.

Les *diagrammes d'entrelacs* (*diagrams*) demeurent sans doute l'approche de ce type la plus naturelle et la plus usitée. Il s'agit, pour un entrelacs donné, de la projection sur un plan $P \subset \mathbb{R}^3$ d'un de ses représentants en position générale par rapport à P . Par position générale, on entend un représentant tel que les singularités de sa projection sur P se limitent à un nombre fini de points doubles transverses. Les entrelacs ne possédant pas de tels représentants sont dits sauvages et ne seront pas étudiés dans cette thèse. Chaque point double est appelé *croisement* (*crossing*). En de tels points, les ombres de deux brins de l'entrelacs se rencontrent. Un choix d'orientation sur l'orthogonal de P permet de déterminer leurs hauteurs relatives par rapport au plan P . Pour les différencier, on interrompt légèrement le tracé du brin passant en-dessous.

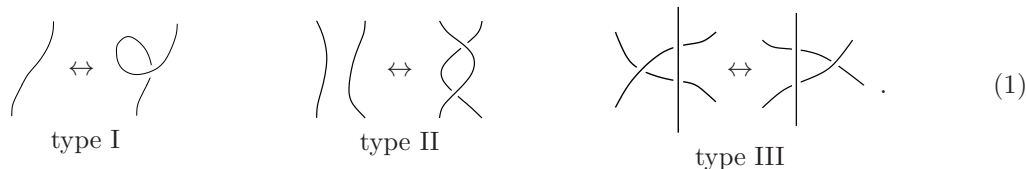


Bien entendu, un même entrelacs est représenté par plusieurs diagrammes. Notamment, il est clair qu'une déformation d'un diagramme n'affectant pas ses croisements préserve l'entrelacs sous-

¹Pour un exposé plus approfondi, on pourra se référer, par exemple, à [BZ03].

²Les traductions anglaises des termes importants sont données entre parenthèses.

jaçant. Il en est de même pour les trois mouvements suivants, dits *mouvements de Reidemeister* (*Reidemeister moves*):



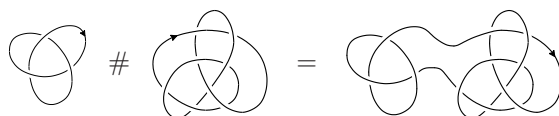
Réciproquement, Kurt Reidemeister a démontré que deux diagrammes représentant le même entrelacs sont toujours reliés par une suite finie de mouvements de Reidemeister [Rei72].

La notion d'entrelacs revêt donc désormais un aspect plus combinatoire. En particulier, les croisements d'un diagramme offrent, pour l'étude des entrelacs, un nouvel outil dont l'apparente simplicité n'est qu'un masque de prélat vénitien. Selon l'orientation des brins, on peut distinguer deux types de croisement que l'on nomme, par convention, *positif* (*positive*) et *négatif* (*negative*) selon le modèle suivant:



On désigne par *inversion de croisement* (*switch*) l'opération qui change le type d'un croisement. Cela correspond à laisser l'entrelacs se traverser lui-même en un point. Pour tout diagramme D , on appelle *nombre d'entortillement* (*writhe*) le nombre total $w(D)$ de croisements positifs diminué du nombre total de croisements négatifs. Si ce nombre est préservé par les mouvements de Reidemeister de type II et III, il varie par contre de un à chaque mouvement de type I. Il n'est donc pas canoniquement associé à un entrelacs mais à chacun de ses diagrammes. Il se révèle toutefois d'une importance capitale dans de nombreuses constructions.

Deux nœuds orientés K_1 et K_2 peuvent être fusionés. Il s'agit de la *somme connexe* (*connected sum*), notée $K_1 \# K_2$. Les deux nœuds sont ouverts chacun en un point, puis les quatre extrémités, ainsi créées, recollées de manière à obtenir une unique composante connexe orientée de façon cohérente.

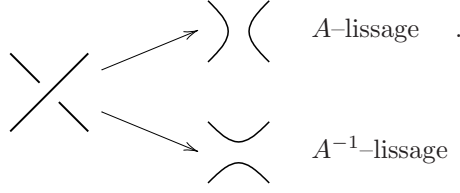


Le nœud résultant ne dépend pas du choix de ces deux points. Dans le cas d'entrelacs à plusieurs composantes, il est nécessaire de préciser lesquelles sont ainsi fusionées.

Les deux invariants polynomiaux Δ et V , appelés respectivement *polynôme d'Alexander* et *polynôme de Jones* (*Alexander and Jones polynomials*), ont certainement été les avancées les plus marquantes en théorie des nœuds. Si leurs définitions originelles sont très géométriques et algébriques, on leur connaît désormais des descriptions purement combinatoires basées sur les diagrammes. Intéressons-nous plus particulièrement au polynôme de Jones [Kau87].

Soit D un diagramme d'entrelacs avec k croisements. Chacun de ses croisements peut être lissé de façon à le faire disparaître. Il y a pour cela deux choix possibles que, par convention, on nomme A

et A^{-1} -lissage (A or A^{-1} -smoothing) selon le modèle suivant:



On dit également que le croisement est A ou A^{-1} -lissé (A or A^{-1} -smoothed). Un seul de ces lissages permet d'induire canoniquement une orientation sur le diagramme lissé. On l'appelle *lissage de Seifert* (*Seifert smoothing*). En opérant un lissage de Seifert sur tous les croisements d'un diagramme, on obtient canoniquement un nouveau diagramme sans croisement, appelé *état de Seifert* (*Seifert state*). Il n'est toutefois pas isolé. Il y a, au total, 2^k façons de lisser entièrement D . Puisqu'il ne possède plus de croisement, chaque lissage complet s correspond à un jeu de cercles non orientés plongés dans le plan. On note $d(s)$ le nombre de cercles et $\sigma(s)$ le nombre de croisements A -lissés diminué du nombre de croisements A^{-1} -lissés. On peut alors définir le polynôme de Jones par

$$V(D) := (-A)^{-3w(D)} \sum_{\substack{s \text{ lissage} \\ \text{complet de } D}} A^{\sigma(s)} (-A^2 - A^{-2})^{d(s)}. \tag{2}$$

De cette définition, l'invariance par tous les mouvements de Reidemeister dérive naturellement. Le polynôme de Jones est également caractérisé par sa *relation d'écheveau* (*skein relation*), c'est-à-dire par sa valeur sur le nœud trivial et par une relation linéaire entre ses valeurs sur trois diagrammes qui ne diffèrent que dans un disque contenant alternativement un croisement positif, un croisement négatif et leur lissage de Seifert. En effet, tout entrelacs pouvant être dénoué, *i.e.* rendu trivial, par un nombre fini d'inversions de croisement, une telle relation permet un calcul récursif de V . Le polynôme de Jones satisfait

$$A^4 V(\nearrow \searrow) - A^{-4} V(\searrow \nearrow) = (A^2 - A^{-2}) V(\nearrow) \zeta;$$

$$V(U_\ell) = (-A^2 - A^{-2})^\ell.$$

Dans [Kau83], Louis Kauffman donne une description de ce type pour le polynôme d'Alexander. Nous n'en ferons toutefois pas usage dans cette thèse. Nous nous contenterons donc de donner sa relation d'écheveau:

$$\Delta(\nearrow \searrow) - \Delta(\searrow \nearrow) = (t^{\frac{1}{2}} - t^{-\frac{1}{2}}) \Delta(\nearrow) \zeta;$$

$$\Delta(U_1) = 1 \quad \Delta(U_\ell) = 0, \forall \ell \geq 2.$$


Dans un xx^e siècle moribond, le polynôme de Jones s'est offert une seconde noce. En interprétant ses coefficients comme les dimensions de modules libres dont les générateurs sont donnés par les indices de sommation d'une reformulation de (2), Mikhail Khovanov l'a élevé à l'éden fonctoriel [Kho00]. Ces modules peuvent en effet être agencés en un complexe de chaîne gradué sur lequel une différentielle vient naturellement s'apposer. Bien que contenant strictement plus d'informations, les groupes d'homologies associés, appelés *homologie de Khovanov* (*Khovanov homology*) sont alors

eux-même invariants par tous les mouvements de Reidemeister. On dit qu'ils *catégorifient* (*categorify*) le polynôme de Jones dans la mesure où ce dernier est récupéré comme la caractéristique d'Euler graduée de cette homologie.

Comme l'a souligné Oleg Viro [Vir02], une fois les modules mis en place, la différentielle de Khovanov est imposée au vu des graduations à respecter. Le polynôme d'Alexander fut plus long à mûrir. Ce siècle avait deux ans lorsque l'homologie d'Heegaard-Floer perça sous les travaux de Peter Ozsváth et Zoltán Szabó [OS04b]. Il s'agit d'une homologie associée à toute variété fermée de dimension 3 à l'aide d'une technologie analytique et géométrique fine. Un an plus tard, P. Ozsváth, Z. Szabó et, indépendamment, Jacob Rasmussen, montrèrent que tout nœud plongé dans une telle variété induit une filtration, dite d'Alexander, sur son homologie d'Heegaard-Floer [OS04a] [Ras03]. L'homologie graduée associée, appelée *homologie d'Heegaard-Floer pour les nœuds* (*knot Floer homology*), donne alors un invariant du nœud catégorifiant le polynôme d'Alexander. La construction fut ensuite étendue au cas des entrelacs [OS05]. Si cette approche semble être une lucarne particulièrement cristalline vis-à-vis des nombreuses propriétés géométriques de cet invariant, elle n'est, malheureusement, que peu adaptée aux calculs.

Au prix d'une plus grande opacité, il existe cependant une autre approche purement combinatoire, basée sur une remarque de Sucharit Sarkar [MOS06] et utilisant une description des entrelacs par diagrammes en grille développée par Peter Cromwell [Cro95] puis Ivan Dynnikov [Dyn06]. C'est cette approche que nous développerons et utiliserons dans cette thèse.

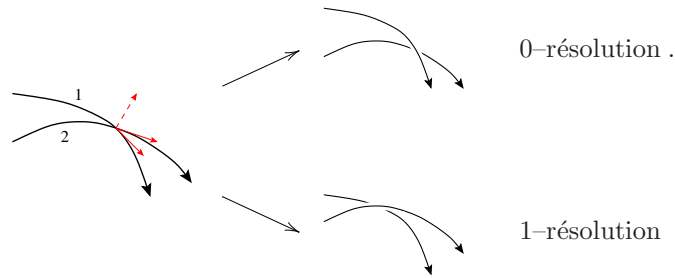
Il est possible de généraliser légèrement la notion d'entrelacs. Pour cela, on ne considère plus seulement les plongements mais également les immersions $\nu: \bigsqcup^\ell S^1 \rightarrow \mathbb{R}^3$ possédant un nombre fini de points doubles transverses, *i.e.* de points doubles tels que les deux vecteurs tangents ne sont pas colinéaires. On demande à toute isotopie ambiante de préserver à chaque instant cette condition de transversalité. On parle alors de *nœuds* ou d'*entrelacs singuliers* (*singular knots or links*). La notion de diagramme est conservée, les points doubles étant représentés sans interruption du tracé. Pour garder une correspondance bijective avec les entrelacs singuliers, il est toutefois nécessaire d'ajouter deux nouveaux types de mouvements de Reidemeister [Kau89]:



La somme connexe $K_{1p_1} \#_{p_2} K_2$ de deux nœuds singuliers K_1 et K_2 est encore définie, mais il est nécessaire de préciser en quels points $p_1 \in K_1$ et $p_2 \in K_2$ la fusion doit s'effectuer.

Pour désingulariser un point double d'un entrelacs orienté, il existe deux possibilités que le produit vectoriel des deux vecteurs tangents permet de distinguer de façon intrinsèque. Par convention,

on les appelle 0 et 1-résolution (0 and 1-resolution) selon le modèle suivant:



On dit également que le point double est 0 ou 1-résolu (0 or 1-resolved). Au niveau des diagrammes, ils correspondent respectivement à la création d'un croisement positif et négatif. Tout invariant I à valeurs réelles — ou plus généralement à valeurs dans un \mathbb{Z} -module — défini sur les entrelacs peut être naturellement prolongé aux entrelacs singuliers *via* la formule

$$I(\text{singulier}) := I(\text{positif}) - I(\text{négatif}).$$

Cette extension de I permet ainsi de mesurer son comportement vis-à-vis d'une inversion de croisement.

Quel que soit l'invariant initial, on a, par construction:

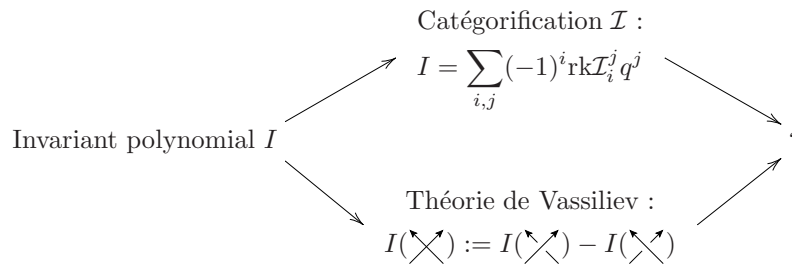
$$I(L_* \#_p \text{singulier} \#_{p'} L') = \left(\begin{array}{|c|} \hline L \\ \hline \end{array} \begin{array}{|c|} \hline L' \\ \hline \end{array} \right) = 0 \tag{3}$$

où L et L' sont deux entrelacs potentiellement singuliers.

Pour tout entier naturel m , on dit que I est un *invariant de Vassiliev d'ordre fini inférieur à m* (*Vassiliev invariant of order $\leq m$*) s'il s'annule pour tout entrelacs singulier possédant au moins $m + 1$ points doubles. On dit également qu'il est *de type fini (of finite type)*. Une large majorité des invariants d'entrelacs connus se décomposent en somme d'invariants de type finis. Joan Birman et Xiao-Song Lin [BL93] ont notamment montré que les coefficients des polynômes d'Alexander et de Jones, après un changement de variable approprié, sont de type fini.

Dans les travaux de Maxim Kontsevitch [Kon93] puis de Dror Bar-Natan [BN95], les invariants de Vassiliev restreints aux nœuds et d'un ordre fixé trouvent une interprétation comme dual d'un certain module de type fini. Conjecturalement, ils seraient pourtant denses parmi les invariants d'entrelacs et, pris dans leur ensemble, permettraient de distinguer tous les nœuds.

Un invariant d'entrelacs polynomial peut donc être catégorifié d'une part et généralisé aux entrelacs singuliers d'autre part. Il est naturel de s'interroger sur les liens éventuels entre ces deux procédés.



Mais auparavant, il est nécessaire de généraliser ces nouveaux invariants de type homologique aux entrelacs singuliers. Malheureusement, l'ensemble des complexes de chaîne n'est pas naturellement muni d'une structure de \mathbb{Z} -module. Néanmoins, à tout morphisme entre deux complexes

de chaîne, on peut en associer un troisième, appelé *cône de recollement* (*mapping cone*), dont la caractéristique d'Euler est obtenue comme différence des caractéristiques d'Euler des complexes de départ et d'arrivée. Le morphisme nul est cependant le seul à être défini sans équivoque entre deux complexes quelconques. Et si l'homologie H associée au cône de recollement de cette application nulle, *i.e.* la somme des deux homologies initiales, est bien un invariant pour un noeud singulier, elle ne vérifie pas, en général, la relation

$$H \left(\begin{array}{|c|} \hline L \\ \hline \end{array} \begin{array}{|c|} \hline L' \\ \hline \end{array} \right) \cong 0 \quad (4)$$

liée à l'égalité (3), relation qu'il serait pourtant raisonnable d'exiger. Cela impose donc, pour chaque invariant de type homologique, une construction au cas par cas d'un morphisme plus spécifique entre les complexes de chaîne associés à chacune des résolutions d'un point double. C'est l'approche préconisée par Nadya Shirokova dans [Shi07], qu'elle applique ensuite à l'homologie de Khovanov puis, en collaboration avec Ben Webster, à l'homologie de Khovanov-Rozansky [SW07]. Cela se fait toutefois au prix d'une perte de généralité dans la construction, l'invariance par choix du représentant d'un entrelacs singulier et la relation (4) n'ayant alors plus rien d'automatique.

Dans la **première partie** de cette thèse, nous proposons de définir une généralisation de l'homologie d'Heegaard-Floer aux entrelacs singuliers, que l'on notera \widehat{HF} ou, dans sa forme la plus générale, H^- . Pour cela, nous étendrons d'abord la description par diagrammes en grille au cas singulier. Nous décrirons à cette occasion l'ensemble \mathcal{M} des mouvements élémentaires sur les grilles singulières permettant d'obtenir la correspondance bijective suivante:

$$\{\text{Entrelacs singuliers}\} \longleftrightarrow \{\text{Grilles singulières}\}/\mathcal{M}.$$

A l'aide de ces grilles, nous définirons ensuite un *morphisme d'inversion* (*switch morphism*)

$$f: C^-(\begin{array}{|c|} \hline \nearrow \searrow \\ \hline \end{array}) \longrightarrow C^-(\begin{array}{|c|} \hline \searrow \nearrow \\ \hline \end{array})$$

où $C^-(L)$ représente un complexe de chaîne pour l'homologie d'Heegaard-Floer de l'entrelacs régulier L . Nous montrerons alors que l'homologie associée au cône de recollement de cette application est un invariant de l'entrelacs singulier sous-jacent. Par le biais d'un cube de résolution, cette construction sera ensuite étendue à des entrelacs possédant plusieurs points doubles. L'homologie dépend alors d'un choix d'orientation pour chacun des points doubles de l'entrelacs, *i.e.* d'un choix d'orientation pour chaque plan engendré par les deux vecteurs tangents à l'entrelacs en un point double.

L'homologie d'Heegaard-Floer pour les entrelacs réguliers est munie de nombreuses filtrations dont les homologies graduées associées sont autant d'invariants pour les entrelacs. Il existe toutefois des relations fortes entre elles. Nous montrerons que toutes ces variantes ainsi que leurs relations sont conservées dans le cas singulier. Plusieurs choix arbitraires sont également faits durant la construction. Les différentes alternatives, leurs pertinences et leurs relations seront discutées. Par ailleurs, cette discussion sera l'occasion de donner au passage une preuve supplémentaire de la relation d'écheveau vérifiée par la caractéristique d'Euler de ces homologies.

Un programme en Ocaml a été implémenté et certains résultats sont donnés en annexe. Sur les quelques exemples calculés, la relation (4) a toujours été vérifiée. Cependant, nous ne prouverons que le cas particulier où l'entrelacs L' est trivial. Cela correspond aux entrelacs possédant une boucle singulière.

La question de comportements "de type fini" reste enfin ouverte. Quelques pas seront toutefois faits dans cette direction en exhibant un inverse à homotopie près pour le morphisme d'inversion. Cet

inverse ne respecte bien entendu pas la filtration d'Alexander mais cette défaillance reste minimale et contrôlée dans la mesure où ce morphisme est filtré de degré 1.

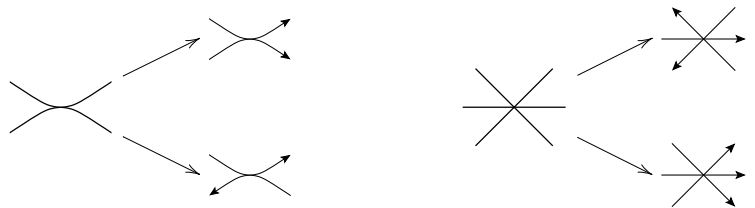
Dans [OSS07], P. Ozsváth, András Stipsicz and Z. Szabó donnent une autre généralisation HFS de l'homologie d'Heegard-Floer aux entrelacs singuliers. Leur approche et leurs objectifs sont cependant assez éloignés des nôtres. Notamment, un point double, dans leur papier, doit être compris comme une arête épaissie au sens des travaux de [MOY98]. Cela aboutit aux suites exactes suivantes:

$$\begin{array}{ccc}
 HFS(\langle \rangle \langle \rangle \{1\}) & \longrightarrow & HFS(\text{X}) \\
 \swarrow & & \searrow \\
 \widetilde{HFS}(\text{X}) & &
 \end{array}
 \qquad
 \begin{array}{ccc}
 HFS(\text{X}) & \longrightarrow & HFS(\langle \rangle \langle \rangle \{-1\}) \\
 \swarrow & & \searrow \\
 \widetilde{HFS}(\text{X}) & &
 \end{array}$$

où \widetilde{HFS} est une version modifiée nécessitant un quotient supplémentaire. Dans notre construction, un point double est perçu comme la transcription d'une inversion de croisement et cela conduit à la suite exacte:

$$\begin{array}{ccc}
 \widehat{HF}(\text{X}) & \longrightarrow & \widehat{HF}(\text{X}) \\
 \swarrow & & \searrow \\
 \widehat{HF}(\text{X}) & &
 \end{array}$$

La seconde partie traite de l'homologie de Khovanov et de son comportement vis-à-vis de certains mouvements de Reidemeister. Nous nous intéresserons donc à ces derniers et à leurs relations. Comme explicité précédemment en (1), on distingue généralement trois types de mouvements en fonction de la singularité des courbes planes impliquée. Cependant, en tenant compte de l'orientation, les mouvements de types II et III peuvent être subdivisés en sous-catégories:



D'autre part, comme le montre la figure IV.1 (§93), tous ces mouvements ne sont pas indépendants. On peut notamment s'intéresser aux classes d'équivalence induites par les mouvements de type II parmi les mouvements de type III. En étudiant le graphe de ces corrélations donné dans la figure IV.2 (§93), on remarque:



- que les mouvements correspondant à la singularité séparent les mouvements de type III en deux classes dont les éléments de l'une sont les images miroir des éléments de l'autre;
- que les mouvements correspondant à la singularité relient tous les mouvements correspondant à la singularité mais isolent les deux mouvements correspondant à .

Les mouvements correspondant aux singularités et forment donc une certaine unité. Ils correspondent exactement aux mouvements locaux intervenant lors d'isotopies de diagrammes

de tresses. Cela justifie leur dénomination anglophone *braid-like*.

Nous nous intéresserons aux diagrammes d'entrelacs considérés aux mouvements braid-like uniquement. Cela définit un nouvel objet généralisant la notion de tresse fermée dans un tore solide. Nous montrerons qu'une telle restriction sur les isotopies permet de raffiner le polynôme de Jones en scindant son indéterminé en deux. Nous montrerons également que ce raffinement se propage à l'homologie de Khovanov dont on définira une version trigradée. Tous ces raffinements peuvent être vus comme des généralisations des constructions faites, notamment dans le cas des tresses fermées, par Józef Przytycki et ses collaborateurs [HP89][APS04].

De grands progrès ont été faits dans la compréhension des nœuds en utilisant le lien fort existant entre nœuds et tresses fermées. Par notre généralisation, nous offrons un nouvel outil fourni avec un équipement d'invariants de type homologique. Cela permet de disséquer certains mécanismes internes d'invariance de l'homologie de Khovanov lors des mouvements non braid-like.

A noter que la technologie développée dans le cas braid-like s'adapte également aux isotopies de diagrammes ne faisant intervenir que des singularités de type  et . Là encore, cela permet de cibler l'étude d'un entrelacs en restreignant sa mobilité.

Short introduction

A *link* is defined as a smooth embedding in \mathbb{R}^3 of ℓ disjoint copies of the oriented circle, up to ambient isotopies. If $\ell = 1$, we say it is a *knot*. A link can be described by a generic projection on a \mathbb{R}^2 -plane with the data at each crossing of which strand is overpassing the second. Such a projection is called a *diagram*. To recover the notion of links, one has to consider them up to the Reidemeister moves shown in Figure 1.

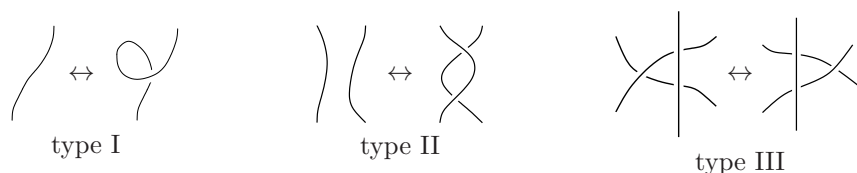


Figure 1: Reidemeister moves

A *link invariant* is an application defined on the set of links. Most known invariants, such as Alexander or Jones polynomials, can be defined combinatorially using diagrams.

Now, we consider a polynomial link invariant I , *i.e.* an application which associates a Laurent polynomial to every link.

One can try to categorify I . Practically, such a *categorification* means defining a graded chain complexes $\mathcal{I} = (\mathcal{I}_i^j)_{i,j \in \mathbb{Z}}$ associated to any diagram D such that

1. the homology $H_*(\mathcal{I})$ depends only of the underlying link K ;
2. the graded Euler characteristic $\xi_{gr}(\mathcal{I}) = \sum_{i,j} (-1)^i \text{rk} \mathcal{I}_i^j q^j$ is equal to $I(K)$ with undetermined q .

Categorification is worthwhile since it defines a new link invariant which usually distinguishes more links than the initial polynomial invariant, and which is generally endowed with “good” functorial properties with regard to the category of cobordisms.

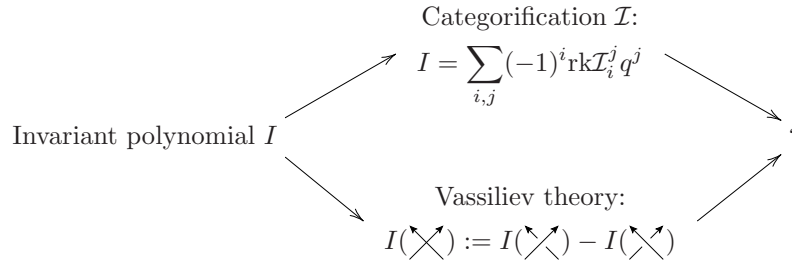
In 1999, M. Khovanov initiated this field by categorifying the Jones polynomial. Four years later, P. Ozsváth, Z. Szábo and, independently, J. Rasmussen were defining the link Floer homology which categorifies the Alexander polynomial. The latter construction was geometric, using some kind of Floer theory on Heegaard splitting compatible with a given knot. However, during the summer 2006, in collaboration with C. Manolescu, S. Sarkar and D. Thurston, they gave an equivalent construction based on grid diagram presentation, which is a way to describe link diagrams using combinatorial square grids.

On the other hand, according to the *Vassiliev theory*, one can generalize any polynomial invariant I to singular links, *i.e.* immersions of oriented circles in \mathbb{R}^3 with a finite number of rigid transverse double points. This can be done using the following iterative formula:

$$I(\text{X}) := I(\text{Y}) - I(\text{Z}). \tag{5}$$

Then one defines *finite type invariants of order k* for every integer k as the invariants which vanish on every knots with, at least, $k + 1$ doubles points. It defines a filtration on polynomial invariants. Most known invariants are combinations of finite type invariants. Moreover the question is still open to know if the union of all finite type invariants is strong enough to distinguish all knots.

Thus, a given polynomial invariant I can be studied through the Vassiliev theory in one hand, or through a categorification \mathcal{I} on the other. It is natural to raise the question of a possible relation between these two constructions.



In other words, can the formula (5) be categorified ?

There is a natural candidate. Actually, any chain complex morphism $f: C_1 \rightarrow C_2$ gives rise to a third chain complex, called $\text{Cone}(f)$, of which the Euler characteristic is the difference between the Euler characteristic of C_1 and C_2 . In the Khovanov and in the link Floer cases, several chain maps can be considered. Unfortunately, they do not behave reasonably when applied to a knot with a small singular loop. As a matter of fact, the associated homology is usually non trivial. But yet, in this instance, the polynomial case clearly satisfies:

$$I\left(\boxed{L} \text{ } \infty\right) = 0.$$

For a categorification H of (5), it is then natural to require the following condition:

$$H\left(\boxed{L} \text{ } \infty\right) \equiv 0. \tag{6}$$

The **first part** of this thesis is dedicated to the construction of such a singular generalization of the link Floer homology. For this purpose,

- we generalize the grid diagram presentation to singular links, stating and proving a Reidemeister-like result for a given set of elementary moves;
- and we apply it to the the construction of a homological invariant H^- generalizing the link Floer homology to singular links, categorifying (5) and satisfying (6).

This invariant depends only on the singular link and on a choice of orientation for its double points *i.e.* a choice of orientation for all the plan spanned by the two tangent vectors at a double point. Then we discuss the construction and give a few properties of H^- .

The **second part** concerns the Khovanov homology and some of its internal behavior with regard to oriented Reidemeister moves.

Actually, as shown in Figure 2, when paying attention to the orientations of the involved strands, one can distinguish two kind of Reidemeister moves of type II and III. If restricting to the case of

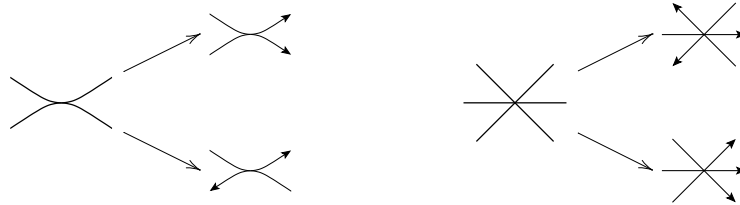




Figure 2: Distinction between oriented Reidemeister moves

closed braids, only the moves corresponding to the singularities of type  or  can occur during an isotopy. We call them *braid-like moves* and we define the set \mathcal{K}_{br} of *braid-like links* as the set of link diagrams up to braid-like moves. They can be seen as *universal planar transverse links*.

Actually, if ξ is any given vector field in the plane, one can define \mathcal{K}_ξ as the set of knot diagrams which are transverse to ξ up to the isotopies which preserve this transversality condition¹. Then, there is a natural map

$$\phi_\xi : \mathcal{K}_\xi \longrightarrow \mathcal{K}_{br}.$$

Then, any invariant defined on the latter induces an invariant on the former.


In the specific case of closed braids, which corresponds to a radial vector field, this map is injective. Braid-like links are thus a generalization of closed braids.

In this thesis, we define

- a refinement V_{br} of the Jones polynomial which is only invariant under braid-like moves;
- and a bigraded categorification \mathcal{H}_{br} of V_{br} which is also invariant under braid-like moves.

By spreading out the Khovanov homology in a second grading, the braid-like refinement gives a point of view on its internal mechanisms, for instance when performing a non braid-like Reidemeister move of type II. This is of particular interest since the Khovanov–Rozansky generalizations of Khovanov homology fail in being invariant under this move.

Although there is no geometrical interpretation for it, to date, the constructions given in the braid-like case can be modified to be invariant only under the moves corresponding to the singularities

 or . Here again, it brings to light some particularities of the invariance phenomena.

¹Here, the transversality condition lives in the plane at the level of diagrams. The relation with 3-dimensional transverse conditions still need to be clarified.

User's guide

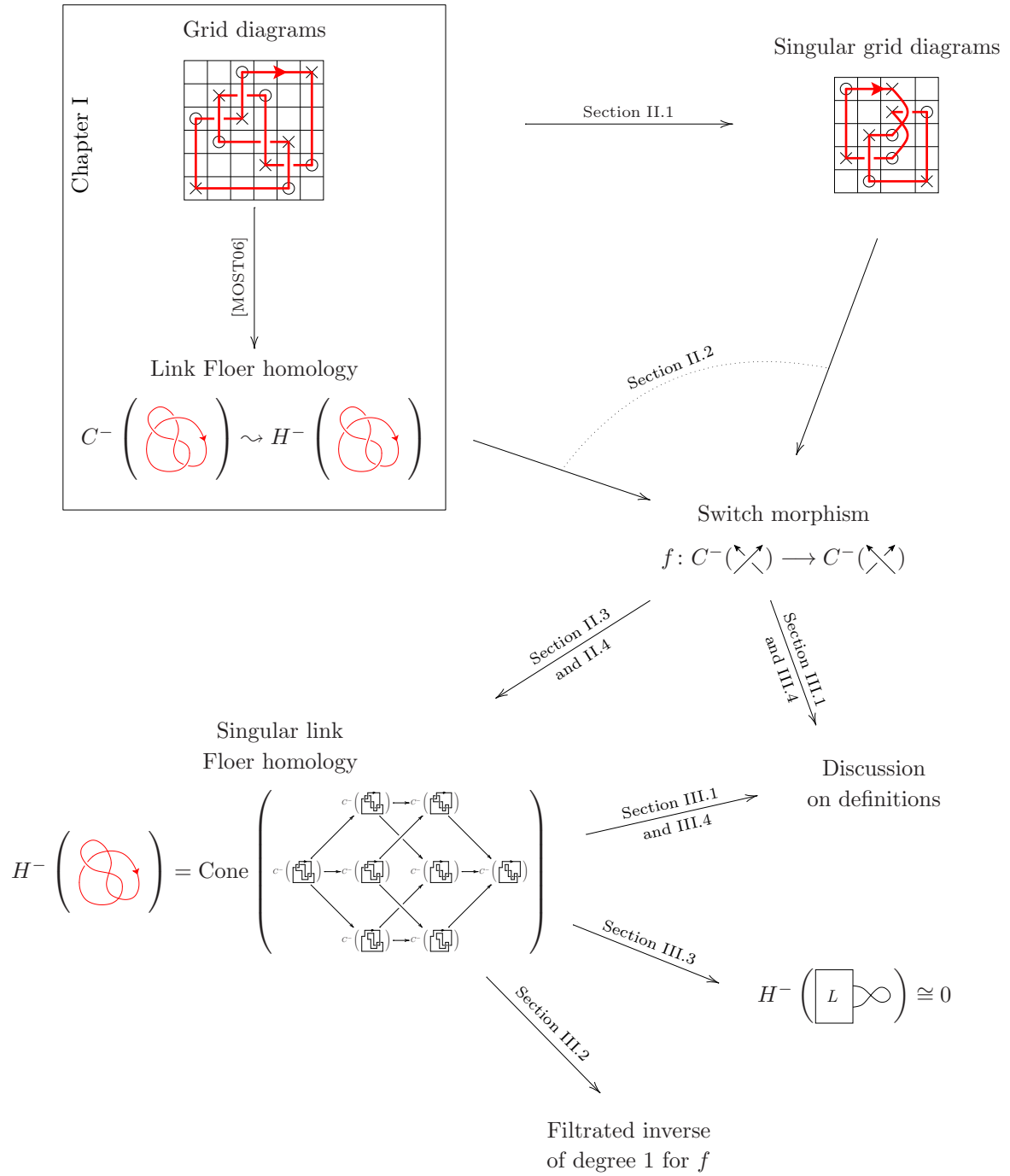
This thesis is composed of two independent parts. Each part is divided in chapters, sections and subsections. The part and the chapter are not mentioned in the numbering of sections, subsections and propositions.

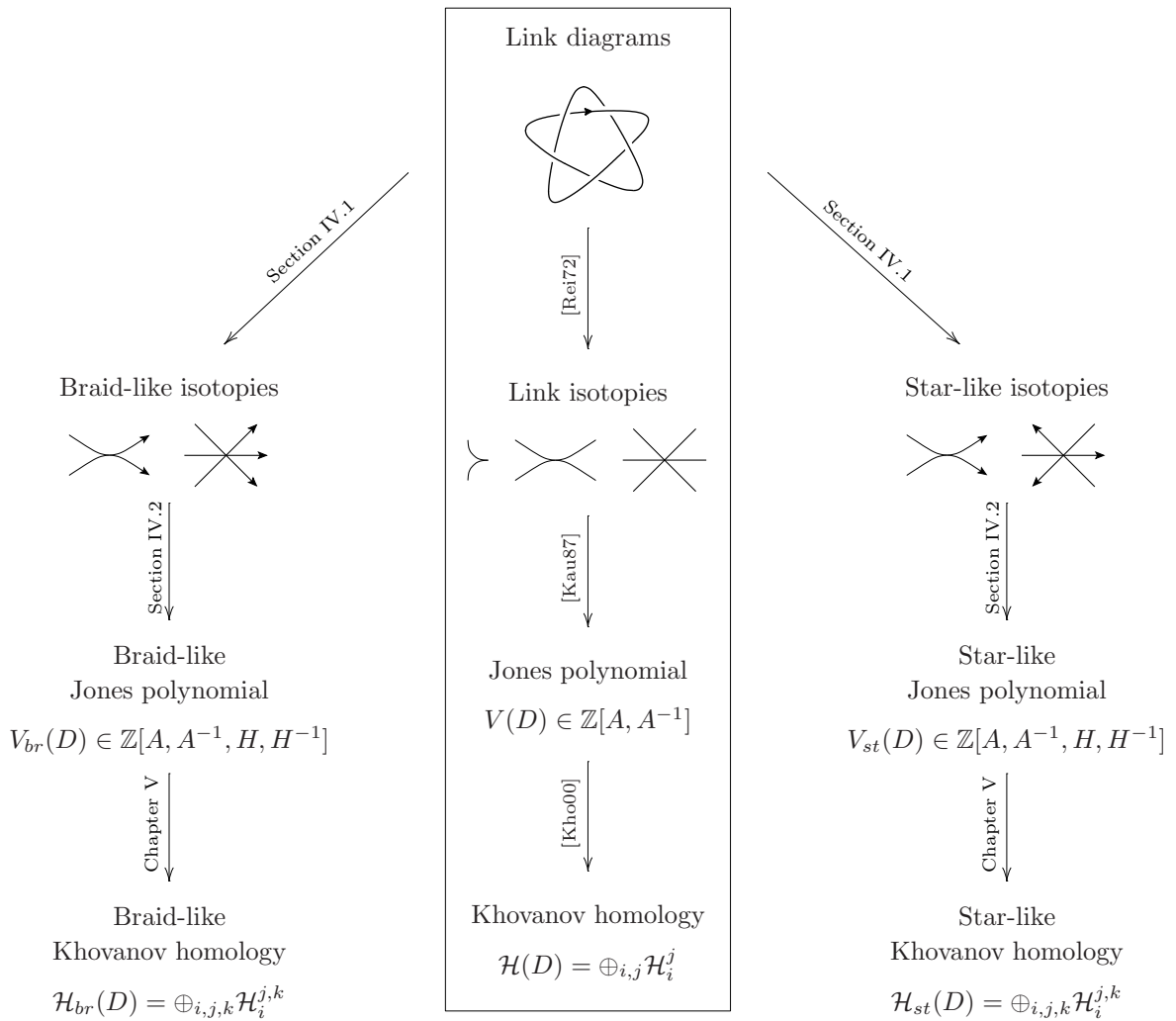
In order to lighten the presentation, paragraphs have been numbered and titled. The numbering is continuous from the beginning until the end. It should not be understood as part of the hierarchical text structure but as a labeling which clarify the semantic one and an help for the localization of propositions. With this intention, each time we refer to a proposition, or something equivalent, which does not belong to the current paragraph, we indicate between parenthesis the paragraph where the reader would find it. Moreover, it lifts all the ambiguities occurring because of the numbering of the propositions which does not mention the chapter.

Some definitions are given in the body text and some in the introduction. To deal with this, an index is given at the end of the document.

In order to make the navigation inside the document easier, references and citations are enhanced with hypertext links.

The next two pages are devoted to a schematic plan for the logical organization of the thesis. Framed zones corresponds to some remainder ou prerequisites.





Part 1

Singular link Floer homology

Chapter I

Knot Floer homology

1 Some basics in algebra

In this first section, we set down some basic notation and definitions. For a thorough treatment, we refer the reader to [CE99], [GM03] or [Wei94].

Unless explicitly stated, by module we will mean a \mathbb{Z} -module.

1.1 Structures on modules

1 Graded modules

Let r be a positive integer.

A r -grading on a module M is a decomposition of M into direct summands $\bigoplus_{\vec{i} \in \mathbb{Z}^r} M_{\vec{i}}$ where $M_{\vec{i}}$ is the *homogeneous module of elements of degree \vec{i}* . We say that M is r -graded.

Let M and M' be two r -graded modules.

A *graded map* $f: M \rightarrow M'$ of degree $\vec{k} \in \mathbb{Z}^r$ is a sequence $(f_{\vec{i}}: M_{\vec{i}} \rightarrow M_{\vec{i}+\vec{k}})_{\vec{i} \in \mathbb{Z}^r}$ of linear maps. When omitted, the degree of a graded map is zero *i.e.* it preserves the grading.

When $r = 1$, we say that M is graded. The grading is then denoted by \mathbb{Z} -indices. If M_i is finitely generated for all integer i , we define the *graded dimension* as the formal series

$$q\text{-dim}M = \sum_{i \in \mathbb{Z}} \text{rk}M_i \cdot q^i \in \mathbb{Z}[[q, q^{-1}]].$$

For all integer l , we define also the *shift operation of height l* which associates to M a new graded module $M\{l\}$ defined by $M\{l\}_i := M_{i-l}$ for all integer i .

When $r = 2$, we say that M is bigraded. The first grading is then denoted by \mathbb{Z} -indices whereas the second is denoted by \mathbb{Z} -exponents.

Under the same finite generation condition, the *bigraded dimension* is the formal series

$$q\text{-dim}M = \sum_{i, j \in \mathbb{Z}} \text{rk}M_i^j \cdot t^i q^j \in \mathbb{Z}[[t, t^{-1}, q, q^{-1}]].$$

When $r = 3$, we say that M is trigraded. The first grading is then denoted by \mathbb{Z} -indices whereas the last two are denoted by \mathbb{Z}^2 -exponents.

Under the same finite generation condition, the *trigraded dimension* is the formal series

$$q\text{-dim}M = \sum_{i,j,k \in \mathbb{Z}} \text{rk}M_i^{j,k} \cdot t^i A^j H^k \in \mathbb{Z}[[t, t^{-1}, A, A^{-1}, H, H^{-1}]].$$

In each case, if M is finitely generated, then the (tri,bi)graded dimension is a polynomial with non negative integer coefficients.

The module $M \otimes M'$ is naturally r -graded by the convention $\deg(x \otimes x') = \deg(x) + \deg(x')$ for all homogeneous elements $x \in M$ and $x' \in M'$.

Suppose now that M is endowed with another r' -grading. Then M is naturally $(r + r')$ -graded by considering the intersection of homogeneous modules.

2 Filtrated modules

Let r be a positive integer.

A *filtration* on a (r -graded) module M is an increasing sequence of (r -graded) modules

$$(\mathcal{F}_i M | \mathcal{F}_i M \subset \mathcal{F}_{i+1} M)_{i \in \mathbb{Z}}$$

such that $\cup_i \mathcal{F}_i M = M$ and $\cap_i \mathcal{F}_i M = \emptyset$. We say that M is *filtrated*.

The filtration is *bounded below* if there exists an integer i_0 such that $\mathcal{F}_{i_0} M = \emptyset$.

A *filtrated (graded) map* $f: (M, \mathcal{F}) \rightarrow (M', \mathcal{F}')$ of degree $k \in \mathbb{N}$ is a (graded) map f such that $\text{Im}f|_{\mathcal{F}_i M} \subset \mathcal{F}'_{i+k} M'$ for all integer i . When omitted, the degree of a filtrated map is zero *i.e.* it preserves the filtration.

A filtration is naturally defined on any graded module M by

$$\forall i \in \mathbb{Z}, \mathcal{F}_i M = \bigoplus_{r \leq i} M_r.$$

A graded map becomes then a filtrated one of the same degree.

Conversely, being given a filtration \mathcal{F} on a (r -graded) module M , one can define a $((r + 1)$ -graded) module by

$$\forall i \in \mathbb{Z}, M_i := \mathcal{F}_i M / \mathcal{F}_{i-1} M.$$

If the filtration is bounded below, then the filtrated and the graded modules are isomorphic as modules.

To any filtrated map f of degree k , one can associate a graded one f_{gr} by composing it with the surjections $(s_i: \mathcal{F}_i M \rightarrow \mathcal{F}_i M / \mathcal{F}_{i-1} M)_{i \in \mathbb{Z}}$.

1.2 Chain complexes

3 Chain complexes

A *chain complex* (C, ∂) is a graded module $C = \oplus_{i \in \mathbb{Z}} C_i$ together with a graded map ∂ of degree -1 , called *differential*, such that $\partial^2|_{C_i} = \partial_{i-1} \partial_i \equiv 0$ for all integer i .

When not pertinent, the differential will be omitted and only the underlying module will be specified.

Let (C, ∂) and (C', ∂') be two chain complexes. A *chain map* $f: (C, \partial) \rightarrow (C', \partial')$ is a graded map $(f_i)_{i \in \mathbb{Z}}$ such that for all integer i , $f_{i-1}\partial_i + \partial'_i f_i \equiv 0$, *i.e.* such that every square in the following diagram is anti-commuting:

$$\begin{array}{ccccccc}
 \cdots & \xleftarrow{\partial_{i-1}} & C_{i-1} & \xleftarrow{\partial_i} & C_i & \xleftarrow{\partial_{i+1}} & C_{i+1} & \xleftarrow{\partial_{i+2}} & \cdots \\
 & & \downarrow f_{i-1} & & \downarrow f_i & & \downarrow f_{i+1} & & \\
 \cdots & \xleftarrow{\partial'_{i-1}} & C'_{i-1} & \xleftarrow{\partial'_i} & C'_i & \xleftarrow{\partial'_{i+1}} & C'_{i+1} & \xleftarrow{\partial'_{i+2}} & \cdots
 \end{array}$$

Usually, chain maps are required to commute with the differentials, but within sight of our use of them, anti-commutativity is more convenient. Nevertheless, the usual composition of two chain maps is thus not more a chain map. However, by multiplying f_i by $(-1)^i$, it is straightforward to turn an anti-commuting map into a commuting one and vice versa. Hence, this inconvenient is not annoying at all.

For any integer l , we define the *shift operation of height l* which associates to any chain complex (C, ∂) a new chain complex $(C[l], \partial[l])$ defined by $C[l] := C\{l\}$ and $\partial[l]_i := \partial_{i-l}$ for all integer i .

When converging, the *Euler characteristic* $\xi(C)$ of a chain complex C is defined as the graded dimension of C evaluated at -1 *i.e.*

$$\xi(C) := (q\text{-dim}C)(-1) = \sum_{i \in \mathbb{Z}} (-1)^i \text{rk} C_i.$$

4 Graded chain complexes

A *graded chain complex* is a chain complex (C, ∂) where C_i is graded and ∂_i respects this grading for all integer i . The module C is then bigraded. By convention, the chain complex grading is considered as the first one. The map ∂ is hence graded of degree $(-1, 0)$.

A *graded chain map* of degree k for any integer k is a chain map f such that f_i is graded of degree k for all integer i .

For any integer l , the shift operation $\{l\}$ can be extended to graded chain complexes by applying it simultaneously to all the graded modules.

When converging, the *graded Euler characteristic* $\xi_{gr}(C)$ of a graded chain complex C is defined as the bigraded dimension of C with the first variable evaluated at -1 *i.e.*

$$\xi_{gr}(C) = (q\text{-dim}C)(-1, q) = \sum_{i, j \in \mathbb{Z}} (-1)^i \text{rk} C_i^j \cdot q^j.$$

If C is finitely generated, then $\xi_{gr}(C)$ is a polynomial with integer coefficients.

One can extend the notion of r -grading to higher values of r .

5 Filtrated chain complexes

A *filtrated chain complex* is a (r -graded) chain complex (C, ∂) where C_i is filtrated and ∂_i respects this filtration for all integer i . We say that the filtration on (C, ∂) is *bounded below* if it is bounded below on C_i for all integer i .

A *filtrated chain map* of degree k for any non negative integer k is a (graded) chain map f such that f_i is filtrated of degree k for all integer i .

Lemma 1.1. *Let $C = \bigoplus_{i,j \in \mathbb{Z}} C_i^j$ be a bigraded module and $\partial: C \rightarrow C$ a graded map of degree -1 with regard to the first grading and which preserves the filtration \mathcal{F} associated to the second one. If $\partial^2 \equiv 0$, then*

- ∂_{gr} , the graded part of ∂ with regard to \mathcal{F} , satisfies $\partial_{gr}^2 \equiv 0$ as well;
- $((C, \mathcal{F}), \partial)$ is a filtrated chain complex;
- (C, ∂_{gr}) is a graded chain complex.

6 Homologies

The condition $\partial^2 \equiv 0$ implies that $\text{Im} \partial_{i+1} \subset \text{Ker} \partial_i$ for all integer i .

Definition 1.2. The *homology* $H(C, \partial)$ of a (r -graded, filtrated) chain complex (C, ∂) is the graded $((r+1)$ -graded, filtrated) module $(H_i := \text{Ker} \partial_i / \text{Im} \partial_{i+1})_{i \in \mathbb{Z}}$. The modules $(H_i)_{i \in \mathbb{Z}}$ are also called *homology groups*. If they are all null, we say that (C, ∂) is *acyclic*.

Homology groups can be seen as a (r -graded, filtrated) chain complex with a trivial differential.

Proposition 1.3. *A chain map $f: C \rightarrow C'$ induces a map $f_*: H(C) \rightarrow H(C')$ on the associated homology groups.*

A chain map f is a *quasi-isomorphism* if the induced map f_* is an isomorphism on homology groups.

Proposition 1.4. *Let (C, ∂) be a graded chain complex then*

$$\xi_{gr}(H(C, \partial)) = \xi_{gr}(C, \partial).$$

7 Cohomologies

A *cochain complex* (C, ∂) is a graded module $C = \bigoplus_{i \in \mathbb{Z}} C^i$ together with a graded map ∂ of degree 1 called *codifferential* such that $\partial_{C_i}^2 = \partial^{i+1} \partial^i \equiv 0$ for all integer i .

Mutatis mutandis, all the definitions and the statements made for chain complexes have their counterpart for cochain complexes. In particular, one can define bigraded cochain complexes as well as bigraded cohomologies.

Usual notation for bigraded cochain complexes is to exchange exponents and indices.

To any (bigraded) chain complex (C, ∂) , we can naturally associated a dual (bigraded) cochain complex (C^*, ∂^*) defined by

$$\forall i \in \mathbb{Z}, C^{*,i} := \text{Hom}(C_i, \mathbb{Z})$$

$$\forall \phi \in C^*, \partial^*(\phi) = \phi \circ \partial.$$

The following proposition is a corollary of Universal Coefficient Theorem for cohomology:

Proposition 1.5. *For any bigraded chain complex (C, ∂) and for any integers i, j and k the homology groups $H_{j,k}^{*,i}(C^*)$ and $(H_i^{j,k}(C)/T_i^{j,k}(C)) \oplus T_{i+1}^{j,k}(C)$ are isomorphic where $T(D)$ denotes the torsion part of $H(C)$.*

1.3 Algebraic tools

All definitions and statements in this section do hold, *mutatis mutandis*, for r -graded and filtrated chain complexes.

8 Short and long exact sequences

A *long exact sequence* is an acyclic chain complex.

A *short exact sequence* of chain complexes is a triplet (C, C', C'') of chain complexes together with an injective chain map $f: C \rightarrow C'$ and a surjective one $g: C' \rightarrow C''$. We denote it by

$$0 \longrightarrow C \xrightarrow{f} C' \xrightarrow{g} C'' \longrightarrow 0.$$

Theorem 1.6. *Let $0 \longrightarrow C \xrightarrow{f} C' \xrightarrow{g} C'' \longrightarrow 0$ be a short exact sequence of chain complexes. Then there are natural maps $d_i: H_i(C'') \rightarrow H_{i-1}(C)$ for all integer i such that*

$$\dots \xleftarrow{(f_*)_{i-1}} H_{i-1}(C) \xleftarrow{d_i} H_i(C'') \xleftarrow{(g_*)_i} H_i(C') \xleftarrow{(f_*)_i} H_i(C) \xleftarrow{d_{i+1}} H_{i+1}(C'') \xleftarrow{(g_*)_{i+1}} \dots,$$

also denoted

$$\begin{array}{ccc} H(C'') & \xrightarrow{d} & H(C) \\ & \swarrow g_* & \searrow f_* \\ & H(C') & \end{array}$$

is a long exact sequence.

Exact sequences are very efficient for computing homology groups. Actually, if a short exact sequence involves an acyclic chain complex, then the two other ones share the same homology. Moreover, the following proposition holds:

Proposition 1.7 (5-lemma). *Let*

$$\begin{array}{ccccccccc} E & \longleftarrow & D & \longleftarrow & C & \longleftarrow & B & \longleftarrow & A \\ e \downarrow \cong & & d \downarrow \cong & & c \downarrow & & b \downarrow \cong & & a \downarrow \cong \\ E' & \longleftarrow & D' & \longleftarrow & C' & \longleftarrow & B' & \longleftarrow & A' \end{array}$$

be a 5 piece chain map between two long exact sequences. Moreover, suppose that a, b, d and e are isomorphisms, then c is also an isomorphism.

9 Spectral sequences

Let n be a non negative integer.

A *spectral sequence* is the data of:

- a sequence $(E^s)_{s \in \mathbb{N}}$ of bigraded modules;
- graded maps $\partial^s : E^s \rightarrow E^s$ of degree $(s, 1 - s)$ for all non negative integer s ;
- graded isomorphisms between E^s and $\text{Ker} \partial^{s-1} / \text{Im} \partial^{s-1}$ for all positive integer s .

For all non negative integer s , E^s is called the s^{th} page. We say the spectral sequence starts at E_0 .

A spectral sequence *converges* to a bigraded module H if for any degree $(i, j) \in \mathbb{Z}^2$, there exists an non negative integer s_{ij} such that for all $s \geq s_{ij}$, $(E^s)_i^j$ is isomorphic to H_i^j .

Proposition 1.8. *A filtrated chain complex $((C, \mathcal{F}), \partial)$ naturally determines a spectral sequence which starts at the associated graded chain complex (C, ∂_{gr}) (after the change of indices $(p, q) = (j, -i - j)$).*

Moreover, if the filtration is bounded below, then the spectral sequence converges to $H(C)$.

Corollary 1.9. *If a chain complex C can be endowed with a filtration such that the associated graded chain complex is acyclic, then C is acyclic.*

1.4 On chain maps

All definitions and statements in this section do hold, *mutatis mutandis*, for graded and filtrated chain maps.

10 Chain homotopies

A chain map $f : (C, \partial) \rightarrow (C', \partial')$ between chain complexes is *null homotopic* if there exists a graded map $h : C \rightarrow C'$ of degree 1 such that

$$f \equiv \partial' h - h \partial$$

or such that

$$f + \partial' h + h \partial \equiv 0.$$

Two chain maps are *homotopic* if their sum or their difference is null homotopic.

Proposition 1.10. *Two homotopic chain maps f and g induce the same map $f_* \equiv g_*$ on the homology groups.*

Two chain complexes C and C' are *homotopy equivalent* if there exist two chain maps $f : C \rightarrow C'$ and $g : C' \rightarrow C$ such that fg and gf are respectively homotopic to the identity map on C and C' .

According to proposition 1.10, the maps f_* and g_* are inverse one to each other. Thus, the chain complexes C and C' share the same homology groups.

The converse is not necessarily true. In this thesis, we will deal only with homology groups and not with chain complexes up to homotopy equivalence. However, homotopies remain an effective tool to prove that a map is a quasi-isomorphism.

11 Mapping cones

Let $f: (C, \partial) \rightarrow (C', \partial')$ a chain map. The *mapping cone* of f is the chain complex $\text{Cone}(f) := C[1] \oplus C'$ with differential ∂_c defined by

$$\partial_c(x) = \begin{cases} \partial(x) + f(x) & \text{if } x \in C[1] \\ \partial'(x) & \text{if } x \in C'. \end{cases}$$

Lemma 1.11. *The map ∂_c is actually a differential i.e. it satisfies $\partial_c^2 \equiv 0$.*

By construction, it verifies the following short exact sequence:

$$0 \longrightarrow C' \hookrightarrow \text{Cone}(f) \twoheadrightarrow C[1] \longrightarrow 0.$$

This leads to the long exact sequence:

$$\begin{array}{ccc} H(C) & \xrightarrow{f_*} & H(C') \\ & \searrow & \swarrow \\ & H(\text{Cone}(f)) & \end{array} .$$

Corollary 1.12. *The mapping cones of two homotopic chain maps share the same homology.*

Corollary 1.13. *A chain map is a quasi-isomorphism if and only if its mapping cone is acyclic.*

Corollary 1.14. *Let f be a filtrated chain map. If the associated graded chain map f_{gr} is a quasi-isomorphism then f is a quasi-isomorphism.*

Proof. The mapping cone of f inherits a filtration. Now, the first page of the spectral sequence associated to this filtration is the homology of the mapping cone of f_{gr} which is actually acyclic. The spectral sequence converges then to zero and the mapping cone of f is acyclic. \square

12 Cubes of maps

Let k be a non negative integer.

First, a few notation have to be set.

Notation 1.15. Let $I = (i_1, \dots, i_k)$ be an element of $\{0, 1, \star\}^k$.

For all $j \in \llbracket 1, \dots, k \rrbracket$ and $a \in \{0, 1, \star\}$, we denote

- by $0(I)$ the set $\{j \in \llbracket 1, k \rrbracket \mid i_j = 0\}$;
- by $I(j : a)$ the k -uple obtained from I by inserting a as the j^{th} element.

By abuse of notation, we will uncurry them and write $I(i : a, j : b)$ instead of $(I(i : a))(j : b)$ if $i < j$ and instead of $(I(i - 1 : a))(j : b)$ if $i > j$.

A k -dimensional cube of maps \mathcal{C} is a set $\{C_I\}_{I \in \{0, 1, \star\}^k}$ of chain complexes associated with chain maps $f_{I(j : \star)} : C_{I(j : 0)} \rightarrow C_{I(j : 1)}$ for all $I \in \{0, 1, \star\}^{k-1}$ and $j \in \llbracket 1, k \rrbracket$. The cube is *straight* if

$$f_{I(i : \star, j : 1)} \circ f_{I(i : 0, j : \star)} + f_{I(i : 1, j : \star)} \circ f_{I(i : \star, j : 0)}$$

for all $I \in \{0, 1, \star\}^{k-2}$ and all $i \neq j \in \llbracket 1, k \rrbracket$.

If \mathcal{C} is straight, then its *mapping cone in direction* $j \in \llbracket 1, k \rrbracket$ is the straight $(k - 1)$ -dimensional cube of maps defined by $(\text{Cone}(f_{I(j : \star)}))_{I \in \{0, 1, \star\}^{k-1}}$ and the chain maps induced by the chain maps of \mathcal{C} .

Lemma 1.16. *The chain complex obtained by applying iteratively mapping cones to a cube of maps does not depend on the order in which the cones have been applied.*

Now we can give a direct definition of $\text{Cone}(\mathcal{C})$, the *generalized cone of \mathcal{C}* , as the chain complex $\oplus_{I \in \{0,1\}^k} C_I[\#0(I)]$ with differential ∂_c defined on $C_I[\#0(I)]$ for all $I \in \{0,1\}^k$ by

$$\partial_c(x) = \partial_I(c) + \sum_{j \in 0(I)} f_{I(j;*)}(x).$$

13 Lame cube of maps

Being straight is an essential condition. Otherwise, the map ∂_c defined in the previous paragraph does not satisfy $\partial_c^2 = 0$. However, some anti-commutativity defects can be corrected by adding “diagonal” maps. In restriction to a vertex, the map ∂_c is then defined as the sum of all the arrows leaving this vertex. If this map satisfies the differential relation $\partial_c^2 = 0$, then the generalized cone can be defined as well.

It will be the case in paragraph 50.

2 Grid diagrams

In this section, we recall grid presentations for knots and links.

14 Grid diagrams

A *grid diagram* G of size $n \in \mathbb{N}^*$ is a $(n \times n)$ -grid whose squares may be decorated by a O or by an X in such a way that each column and each row contains exactly one O and one X .

We denote by \mathcal{O} the set of O 's and by \mathcal{X} the set of X 's.

A *decoration* is an element of $\mathcal{O} \cup \mathcal{X}$.

A link diagram can be associated to any grid diagram. For this purpose, one should join the O to the X in each column by a straight line and, then, join again the O to the X in each row by a straight line which underpasses all the vertical ones. Each decoration is then replaced by a right angled corner which can be smoothed.

By convention, the link will be oriented by running the horizontal strands from the O to the X .

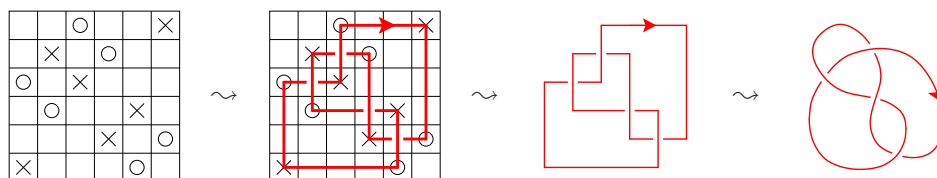


Figure I.1: From grid diagrams to knots

Every link can be described by a grid diagram. Even better, every link diagram (up to isotopy) can be described in this way. To this end, rotate locally all the crossings of a given diagram in order to get only orthogonal intersections with vertical overpassing strands. Then, perform an isotopy to get only horizontal and vertical strands such that none of them are colinear, and incidently to get right angled corners. Now, according to the link orientation, turn the corners into O or X and draw the grid by separating pairs of decorations in columns and in rows. An illustration of this process is given by the Figure I.1 read from right to left.

15 Elementary moves

Of course, different grid diagrams can lead to the same link. However, this is controlled by the following theorem:

Theorem 2.1 (Cromwell [Cro95], Dynnikov [Dyn06]). *Any two grid diagrams which describe the same link can be connected by a finite sequence of the following elementary moves:*

Cyclic permutation *cyclic permutation of the columns (resp. rows);*

Commutation *commutation of two adjacent columns (resp. rows) under the condition that all the decorations of one of the two commuting columns (resp. rows) are strictly above (resp. strictly on the right of) the decorations of the other one;*

Stabilization/Destabilization *addition (resp. removal) of one column and one row by replacing (resp. substituting) locally a decorated square by (resp. to) a (2×2) -grid containing three decorations in such a way that it remains globally a grid diagram.*

The condition for a commutation move is slightly more restricting than usually stated. However, it is easily seen that, up to cyclic permutations, both definitions are equivalent.

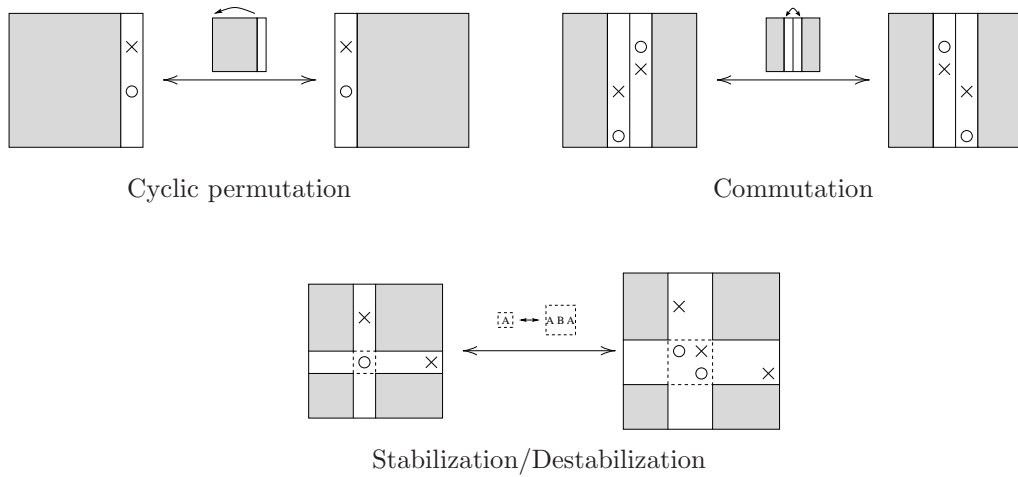
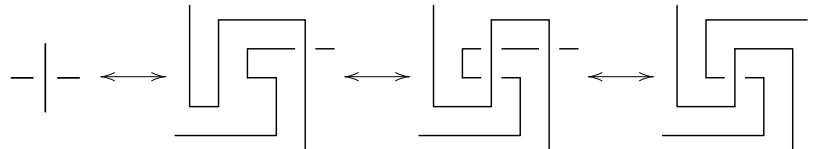
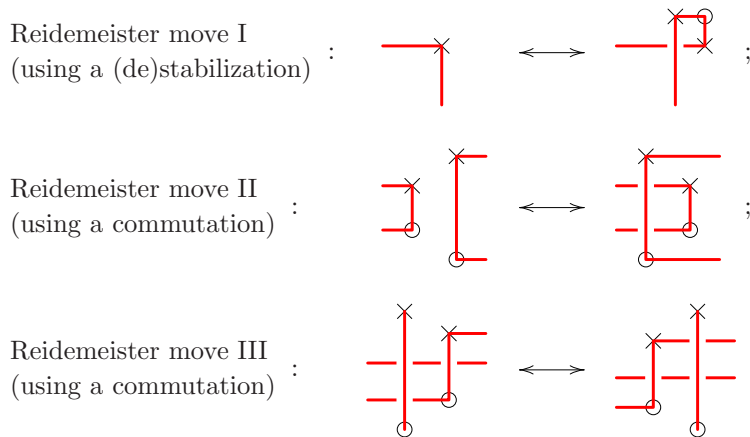


Figure I.2: Elementary grid diagram moves

Sketch of proof. As pointed out above, any link diagram can be described by a grid. Moreover, for any isotopy of diagram, one can require that all the crossings are rigidly kept orthogonal with vertical overpassing strands except for a finite number of exceptional times when a crossing is turned over around itself. Then, isotopies of diagram can be realized by elementary grid moves; the most tricky move being the exceptional half rolling up:



Now, any grid diagram can be modified using elementary grid moves in such a way that the Reidemeister moves can all be realized as follows:



□

3 Combinatorial link Floer homology

Now, we will recall briefly the combinatorial construction for link Floer homology given in [MOST06]. Nevertheless, we will consider only the case filtrated by \mathbb{Z} since the multi-filtrated refinement does not suit our singular generalization.

Let G be a regular grid diagram of size n which represents a link L with ℓ connected components. To such a grid, we associate a graded chain complex $C^-(G)$.

We will first describe the generators of a module $\widehat{C}^-(G)$. Then we will define two gradings on these generators. At this point, we will be in position to define $C^-(G)$ and, finally, to set a differential ∂^- on it.

3.1 Generators

16 Generators as sets of dots

Basically, $\widehat{C}^-(G)$ is generated by all the possible one-to-one correspondances between rows and columns of G . Such a generator can be depicted on the grid by drawing a dot at the bottom left corner of the common squares of associated row and column. Then, generators are sets of n dots arranged on the grid lines' intersections such that every line contains exactly one point, except the rightmost and the uppermost ones which do not contain any.

17 Generators as permutations

However, as soon as columns have been numbered from the left to the right and rows from the bottom to the top, generators can also be understood as elements of \mathfrak{S}_n , the group of permutations of the n first integers.

The notation x will denote the first description *i.e.* a set of n dots while σ_x will denote the associated permutation.

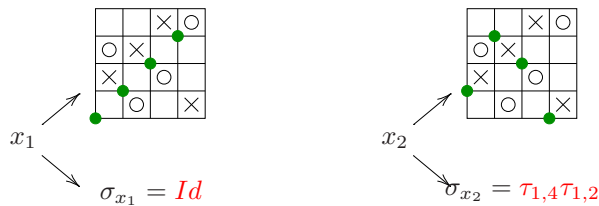


Figure I.3: Descriptions of the generators

3.2 Gradings

To define the gradings, we consider the grid as embedded in the \mathbb{R}^2 -plane, the horizontal and the vertical lines being parallel respectively to the x -axis and the y -axis. The decorations as well as the dots defining generators are then assimilated to the coordinates of their gravity center.

18 Maslov and Alexander gradings

First, a few notation are required.

Notation 3.1. Let A and B be two finite subsets of \mathbb{R}^2 .

We define $\mathcal{I}(A, B)$ as the number of pairs $((a_1, a_2), (b_1, b_2)) \in A \times B$ satisfying $a_1 < b_1$ and $a_2 < b_2$ *i.e.*

$$\mathcal{I}(A, B) := \#\{(a, b) \in A \times B \mid a \text{ lies in the open south-west quadrant of } b\}.$$

Then, we set $M_B(A) := \mathcal{I}(A, A) - \mathcal{I}(A, B) - \mathcal{I}(B, A) + \mathcal{I}(B, B) + 1$.

Now, we can define a Maslov grading M , which will be used as the homological degree, and an Alexander grading A which will induce a filtration.

Let x be a generator of $C^-(G)$, we set

- $M(x) := M_{\mathbb{O}}(x)$;
- $A(x) := \frac{1}{2}(M_{\mathbb{O}}(x) - M_{\mathbb{X}}(x)) - \frac{n-\ell}{2}$.

Proposition 3.2 ([MOST06]). *The gradings M and A are invariant under cyclic permutations of rows or columns.*

As a corollary, the gradings M and A are well defined even if the grid is considered as a torus one *i.e.* even if we identify its right boundary with its left one and its top boundary with its bottom one.

For any grid G' , we denote by $\mathcal{T}_{G'}$ this associated torus. However, the local notions of left, right, above, below, horizontal and vertical, as well as the orientation inherited from the planar grid G' are kept.

3.3 Definition of $C^-(G)$

We label the elements of \mathbb{O} by integers from 1 to n but this numbering will be totally transparent in the following construction. For each O_i in \mathbb{O} , we defined an indetermined U_{O_i} , also denoted U_i .

19 $C^-(G)$ as a $\mathbb{Z}[U_1, \dots, U_n]$ -module

We endow $\mathbb{Z}[U_1, \dots, U_n]$ with a bigrading by setting

$$\deg(U_1^{k_1} \cdots U_n^{k_n}) = (-2 \sum k_i, - \sum k_i)$$

for all $(k_1, \dots, k_n) \in \mathbb{N}^n$.

Now we define $C^-(G)$ as the bigraded module $\widehat{C}^-(G) \otimes \mathbb{Z}[U_1, \dots, U_n]$. It can be seen as a bigraded module over the bigraded ring $\mathbb{Z}[U_1, \dots, U_n]$ where $\deg(U_i) = (-2, -1)$ for all $i \in \llbracket 1, n \rrbracket$. The generators are then those given in paragraph 16 or 17.

3.4 Differential

The differential can be described in several ways, depending on the point of view we have on the generators of $C^-(G)$. In the light of this thesis, it will be more convenient to define it by counting rectangles on \mathcal{T}_G .

20 Rectangles

Let x and y be two generators of $C^-(G)$. A *rectangle* ρ connecting x to y is an embedded rectangle in \mathcal{T}_G which satisfies:

- edges of ρ are embedded in the grid lines;
- opposite corners of ρ are respectively in $x \setminus y$ and $y \setminus x$;
- except on $\partial\rho$, the sets x and y coincide;
- according to the orientation of ρ inherited from the one of \mathcal{T}_G , horizontal boundary components of ρ are oriented from points of x to points of y .

Remark 3.3. If it a rectangle connecting x to y does exist, then $\sigma_x \circ \sigma_y^{-1}$ is a transposition.

A rectangle ρ is *empty* if $\text{Int}(\rho) \cap x = \emptyset$.

We denote by $\text{Rect}^\circ(G)$ the set of all empty rectangles on G and by $\text{Rect}^\circ(x, y)$ the set of those which connect x to y .

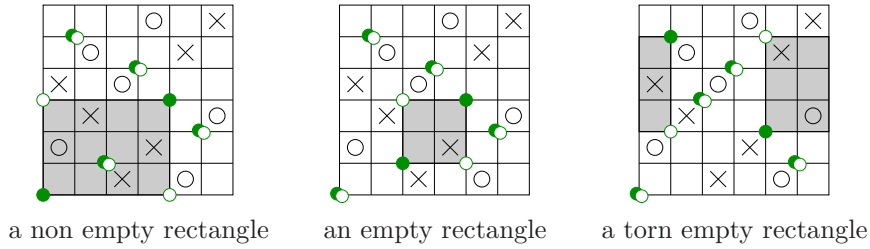


Figure I.4: Examples of rectangles: dark dots describe the generator x while hollow ones describe y . Rectangles are depicted by shading. Since a rectangle is embedded in the torus and not only in the rectangular grid, it may be ripped in several pieces as in the case on the right.

A rectangle $\rho \in \text{Rect}^\circ(G)$ is *torn* if $\rho \cap l \neq \emptyset$ where l is the leftmost vertical line of the grid G . The line l may intersect ρ on its boundary.

Proposition 3.4 (Manolescu-Ozsváth-Szabó-Thurston [MOST06]).

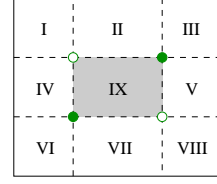
Let x and y be two generators of $C^-(G)$ and ρ an element of $\text{Rect}^\circ(x, y)$. Then

$$M(x) - M(y) = 1 - 2\#(\rho \cap \mathbb{O})$$

$$A(x) - A(y) = \#(\rho \cap \mathbb{X}) - \#(\rho \cap \mathbb{O})$$

Sketch of proof. Let x and y be two generators connected by an empty rectangle ρ . Since the gradings are invariant by cyclic permutations of the rows and the columns (Prop. 3.2, §18), we can assume that ρ is not ripped in pieces when seen on the grid only.

The integers $M(x)$, $M(y)$, $A(x)$ and $A(y)$ are computed by counting pairs of points. Their values change only because of pairs involving corners of ρ . The only case when both points are corners of ρ gives the 1-term in $M(x) - M(y)$. Otherwise, we divide the grid in nine areas as shown on the right. The number of pairs involving corners of ρ depends then only on the area where the second point lies. Actually, only points in area IX gives surviving terms. Since they lie in ρ , they must be decorations and they appear twice. \square



21 Differential

To define the differential, a map

$$O_i(\cdot): \{\text{embedded polygons in } \mathcal{T}_G\} \longrightarrow \{0, 1\}$$

has to be set first for every O_i in \mathbb{O} , sending a polygon π to 1 if $O_i \in \pi$ and to 0 otherwise.

We set the map $\partial_G^-: C^-(G) \longrightarrow C^-(G)$ as the morphism of $\mathbb{Z}[U_{O_1}, \dots, U_{O_n}]$ -modules defined on the generators by

$$\partial_G^-(x) = \sum_{y \text{ generator}} \sum_{\rho \in \text{Rect}^\circ(x, y)} \varepsilon(\rho) U_{O_1}^{O_1(\rho)} \dots U_{O_n}^{O_n(\rho)} \cdot y,$$

where $\varepsilon: \text{Rect}^\circ(G) \longrightarrow \{\pm 1\}$ is a map which will be defined in paragraph 25.

Remark 3.5. One can define ε as the constant map which sends every rectangle to 1 but then, the \mathbb{Z} -coefficients should be turned into $\mathbb{F}_2 = \mathbb{Z}/2\mathbb{Z}$ ones.

Theorem 3.6 (Manolescu-Ozsváth-Szabó-Thurston [MOST06]).

The map ∂_G^- is a differential which decreases the Maslov grading by 1 and preserves the filtration induced by the Alexander grading.

Sketch of proof. The fact that it decreases the Maslov grading and preserves the Alexander filtration is a consequence of Proposition 3.4 (§20).

To prove that ∂_G^- is a differential, we show that all terms in ∂_G^{-2} arise in cancelling pairs. Those terms are juxtapositions of two rectangles.

When the rectangles have disjoint sets of corners, the two decompositions differ from the order in which pairs of dots are moved.

When they do share a corner, they form a L-shape. As shown in Figure I.5, it can be then broken up into rectangles in two different ways.

When they do share more than one corner then they share all the corners and their union is an annulus around the torus \mathcal{T}_G which must be of height or width one since it can't contain any dot of the initial generator. Then vertical and horizontal annuli cancel together when they share the same \mathbb{O} -decoration. \square

3.5 Orientation

We will use the description of the sign refinement given by E. Gallais in the last part of [Gal07].

22 Sign assignment

A *sign assignment* is a function $\varepsilon: \text{Rect}^\circ(G) \longrightarrow \{\pm 1\}$ satisfying:

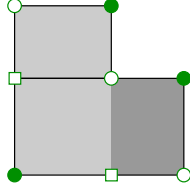


Figure I.5: The two L-decompositions: dark dots describe the initial generator while hollow ones describe the final one. The squares describe intermediate states. One decomposition is given by its border and the second by shading of different intensity.

(Sq) for any four rectangles $\rho_1 \in \text{Rect}^\circ(x, z)$, $\rho_2 \in \text{Rect}^\circ(z, y)$, $\rho'_1 \in \text{Rect}^\circ(x, z')$ and $\rho'_2 \in \text{Rect}^\circ(z', y)$ where x, y, z and z' are generators of $C^-(G)$, satisfying

$$\rho_1 \neq \rho'_1 \text{ and } \rho_1 \cup \rho_2 = \rho'_1 \cup \rho'_2,$$

then

$$\varepsilon(\rho_1)\varepsilon(\rho'_1)\varepsilon(\rho_2)\varepsilon(\rho'_2) = -1 ;$$

(V) for any two rectangles $\rho_1 \in \text{Rect}^\circ(x, z)$ and $\rho_2 \in \text{Rect}^\circ(z, x)$ such that $\rho_1 \cup \rho_2$ is a vertical annulus then

$$\varepsilon(\rho_1)\varepsilon(\rho_2) = -1 ;$$

(H) for any two rectangles $\rho_1 \in \text{Rect}^\circ(x, z)$ and $\rho_2 \in \text{Rect}^\circ(z, x)$ such that $\rho_1 \cup \rho_2$ is an horizontal annulus then

$$\varepsilon(\rho_1)\varepsilon(\rho_2) = 1.$$

Theorem 3.7 (Manolescu-Ozsváth-Szabó-Thurston [MOST06]).

If $\varepsilon : \text{Rect}^\circ(G) \rightarrow \{\pm 1\}$ is a sign assignment, then Theorem 3.6 (§21) holds. Moreover, if ε and ε' are two sign assignments, then the associated chain complexes are isomorphic.

23 Spin extension of \mathfrak{S}_n

If we want to deal with \mathbb{Z} -coefficients, we need to give some signs to permutations. That is why we consider $\tilde{\mathfrak{S}}_n$ the *spin extension* of \mathfrak{S}_n defined as:

$$\tilde{\mathfrak{S}}_n = \left\langle z, \tilde{\tau}_{ij} \text{ for } 1 \leq i \neq j \leq n \left| \begin{array}{l} z^2 = 1 \\ z\tilde{\tau}_{ij} = \tilde{\tau}_{ij}z = \tilde{\tau}_{ji}, \tilde{\tau}_i^2 = z \\ \tilde{\tau}_{ij}\tilde{\tau}_{i'j'} = z\tilde{\tau}_{i'j'}\tilde{\tau}_{ij} \\ \tilde{\tau}_{ij}\tilde{\tau}_{jk}\tilde{\tau}_{ij} = \tilde{\tau}_{jk}\tilde{\tau}_{ij}\tilde{\tau}_{jk} = \tilde{\tau}_{ik} \end{array} \right. \begin{array}{l} 1 \leq i \neq j \neq k \leq n \\ 1 \leq i' \neq j' \leq n \\ \{i, j\} \cap \{i', j'\} = \emptyset \end{array} \right\rangle.$$

The generators $\tilde{\tau}_{ij}$ are called *transpositions*.

We denote by ι_n the natural injection of $\tilde{\mathfrak{S}}_n$ into $\tilde{\mathfrak{S}}_{n+1}$.

Proposition 3.8. For $n \geq 4$, the group $\tilde{\mathfrak{S}}_n$ is a non-trivial extension of \mathfrak{S}_n by $\mathbb{Z}/2\mathbb{Z}$

$$1 \longrightarrow \mathbb{Z}/2\mathbb{Z} \xrightarrow{i} \tilde{\mathfrak{S}}_n \xrightarrow{p} \mathfrak{S}_n \longrightarrow 1$$

where i maps 1 to z and where p maps $\tilde{\tau}_{ij}$ to the transposition $\tau_{i,j}$ for all $1 \leq i \neq j \leq n$ and z to Id .

Lemma 3.9. *For all distinct positive integers i, j, k and l , the transpositions satisfy:*

- i) $\tilde{\tau}_{ij}\tilde{\tau}_{ji} = 1$;
- ii) $\tilde{\tau}_{ij}\tilde{\tau}_{ki}\tilde{\tau}_{i,j} = \tilde{\tau}_{li}\tilde{\tau}_{kj}\tilde{\tau}_{li}$;
- iii) $\tilde{\tau}_{ij}\tilde{\tau}_{jk}\tilde{\tau}_{ki} = \tilde{\tau}_{kj}$.

Proof. Only the third point may need a proof:

$$\begin{aligned} \tilde{\tau}_{ij}\tilde{\tau}_{jk}\tilde{\tau}_{ki} &= \tilde{\tau}_{ij}\tilde{\tau}_{jk}\tilde{\tau}_{ij}\tilde{\tau}_{ji}\tilde{\tau}_{ki} \\ &= \tilde{\tau}_{ik}\tilde{\tau}_{ji}\tilde{\tau}_{ki} \\ &= z\tilde{\tau}_{ik}\tilde{\tau}_{ji}\tilde{\tau}_{ik} = z\tilde{\tau}_{jk} = \tilde{\tau}_{kj}. \end{aligned}$$

□

24 Section s

Now, we define a section $s := s_n: \mathfrak{S}_n \rightarrow \tilde{\mathfrak{S}}_n$

$$1 \longrightarrow \mathbb{Z}/2\mathbb{Z} \xrightarrow{i} \tilde{\mathfrak{S}}_n \xleftarrow[p]{s_n} \mathfrak{S}_n \longrightarrow 1.$$

by induction on n .

Case $n = 1$ $s_1(\text{Id}) = 1$.

Case $n > 1$

- $\forall i \in \llbracket 1, n-1 \rrbracket, s_n(\tau_{in}) = \tilde{\tau}_{i,n}$;
- $\forall \sigma \in \mathfrak{S}_n, s_n(\sigma) = \iota_{n-1}(s_{n-1}(\sigma\tau_{\sigma^{-1}(n),n}))s_n(\tau_{\sigma^{-1}(n),n})$ where the permutation $\sigma\tau_{\sigma^{-1}(n),n}$ is seen as an element of \mathfrak{S}_{n-1} since it lets n fixed.

Proposition 3.10. *The map s is a section i.e. $p \circ s = \text{Id}$.*

In particular, for every pair of permutations $(\sigma, \sigma') \in \mathfrak{S}_n^2$, the term $s(\sigma)^{-1}s(\sigma')s(\sigma^{-1}\sigma')^{-1}$ is a power of z .

25 Orientation map

We define the map $c: \mathfrak{S}_n \times \mathfrak{S}_n \rightarrow \mathbb{Z}/2\mathbb{Z}$ by

$$\forall (\sigma, \sigma') \in \mathfrak{S}_n^2, s(\sigma)^{-1}s(\sigma')s(\sigma^{-1}\sigma')^{-1} = z^{c(\sigma, \sigma')}.$$

Remark 3.11. Actually, c is a 2-cocycle in $C^2(\mathfrak{S}_n, \mathbb{Z}/2\mathbb{Z})$.

The orientation map ε will depend as well on the way a rectangle is split into pieces when seen on the grid G and not on the torus \mathcal{T}_G .

If ρ is an empty rectangle which connects x to y , then we set

$$\varepsilon(\rho) = \begin{cases} (-1)^{1+c(\sigma_x, \sigma_y)} & \text{if } \rho \text{ is torn} \\ (-1)^{c(\sigma_x, \sigma_y)} & \text{otherwise} \end{cases}$$

Theorem 3.12 (Gallais [Gal07]). *The map $\varepsilon: \text{Rect}^\circ(G) \rightarrow \{\pm 1\}$ is a sign assignment as defined in paragraph 22.*

26 *Alternative description*

Since we will use it in the paragraph 68, we should say a few words about the alternative description of ∂_G^- given in [Gal07].

Let assume that $C^-(G)$ is no more generated by elements of \mathfrak{S}_n but by elements of $\tilde{\mathfrak{S}}_n$ up to the relation $z \sim -1$. As a set, these generators are straightly in bijection with \mathfrak{S}_n but the group law is now endowed with some twisted signs.

Let $\tilde{\sigma}_x$ and $\tilde{\sigma}_y$ be two such generators of $C^-(G)$. Furthermore, suppose that $\tilde{\sigma}_x^{-1}\tilde{\sigma}_y$ is a transposition $\tilde{\tau}_{ij}$ for some $i \neq j \in \llbracket 1, n \rrbracket$. Let $\rho \in \text{Rect}^\circ(x, y)$ be the rectangle joining x to y of which the bottom left corner is the i^{th} dot of x counting from left to right. Then we set

$$\text{Rect}^\circ(\tilde{\sigma}_x, \tilde{\sigma}_y) = \begin{cases} \{\tilde{\tau}_{ij}\} & \text{if } \rho \text{ is empty and not torn} \\ \{\tilde{\tau}_{ji}\} & \text{if } \rho \text{ is empty and torn} \\ \emptyset & \text{otherwise.} \end{cases}$$

Now, the differential ∂_G^- can be defined as well on generators by

$$\partial_G^-(\tilde{\sigma}_x) = \sum_{\tilde{\sigma}_y \text{ generator}} \sum_{\tilde{\tau} \in \text{Rect}^\circ(\tilde{\sigma}_x, \tilde{\sigma}_y)} U_{O_1}^{O_1(\rho)} \dots U_{O_n}^{O_n(\rho)} \cdot \tilde{\sigma}_x \tilde{\tau}.$$

3.6 **Link Floer homologies**27 *Filtrations and gradings*

The chain complex $C^-(G)$ is endowed with several filtrations: the Alexander one and, moreover, for each $O \in \mathbb{O}$, setting $\mathcal{F}_i^O C^-(G) := U_O^i \cdot C^-(G)$ for all non negative integer i defines another filtration on $C^-(G)$ which is preserved by the differential. We call it O -filtration. For each of them, one can consider the associated graded chain complex.

It is a corollary of Proposition 3.4 (§20) that the graded differential associated to the Alexander filtration is obtained from the definition of ∂_G^- given in the paragraph 21 (or 26), adding the condition that the rectangles do not contain any X .

Concerning the O -filtration associated to $O \in \mathbb{O}$, it can be read directly in the definition of ∂_G^- that the associated graded differential is obtained when considering only those rectangles which do not contain O . Equivalently, the differential is obtained when sending the variable U_O to zero.

By construction, all the filtrations are bounded below.

28 *Table of homologies*

Here is a table of the notation for the different homologies thus obtained.

For the sake of clarity, we assume that the elements of \mathbb{O} are numbered in such a way that the ℓ first ones belong to the ℓ different components of L .

	Alexander filtration	
	filtrated	graded
–	$H_*^-(G)$	$\rightsquigarrow HL_*^-(G)$
$U_1 = \cdots = U_\ell = 0$	$\widehat{H}_*(G)$	$\rightsquigarrow \widehat{HL}_*(G)$
$U_1 = \cdots = U_n = 0$	$\widetilde{H}_*(G)$	$\rightsquigarrow \widetilde{HL}_*(G)$

29 Link invariants

Let V be a bigraded module generated by two elements, one of degree $(0, 0)$ and one of degree $(-1, -1)$.

Proposition 3.13 ([MOST06]). $\widetilde{HL}_*(G) \equiv \widehat{HL}_* \otimes V^{\otimes(n-\ell)}$.

Sketch of proof. First, we prove that, for any $i, j \in \llbracket 1, n \rrbracket$, the multiplications by U_i and by U_j are homotopic maps as soon as O_i and O_j belong to the same component of the link. This can be done gradually. First we consider i and j such that there is an X -decoration, denoted by X_* , which lies in the same row than O_i and the same column than O_j . Then we can set the $\mathbb{Z}[U_{O_1}, \dots, U_{O_n}]$ -linear map

$$H: C^-(G) \longrightarrow C^-(G)$$

defined on the generators by

$$\partial_G^-(x) = \sum_{y \text{ generator}} \sum_{\substack{\rho \in \text{Rect}^\circ(x, y) \\ X_* \in \rho}} \varepsilon(\rho) U_{O_1}^{O_1(\rho)} \cdots U_{O_n}^{O_n(\rho)} \cdot y.$$

Most terms in $\partial_G^- \circ H - H \circ \partial_G^-$ vanish for the same reasons than in the proof of 3.6 (§21). However, among vertical and horizontal thin annuli, only those which contain X_* do arise. As a matter of fact, $\partial_G^- \circ H - H \circ \partial_G^-$ is equal to the multiplication by $U_i - U_j$.

Such maps can now be added in order to prove that multiplications by U_i and U_j are homotopic for any suitable couple (i, j) .

Now, some algebra says that $C^-(G)/(U_i, U_j)$ is quasi-isomorphic to the mapping cone of the multiplication by $U_j: (C^-(G)/U_i)[-2]\{-1\} \longrightarrow C^-(G)/U_i$. But since this last map is homotopic to the zero map, we obtain that $C^-(G)/(U_i, U_j)$ is quasi-isomorphic to $C^-(G)/U_i \otimes V$.

Similarly, each time we make the quotient by U_k for some $k \in \llbracket 1, n \rrbracket$ such that O_k belongs to the same component than O_i , the homology is tensorized by V . \square

Theorem 3.14 (Manolescu-Ozsváth-Sarkar [MOS06]).

The data $(C^-(G), \partial_G^-)$ is a chain complex for the Heegaard-Floer homology $CF^-(S^3)$ over a Heegaard diagram with n basepoints and with grading induced by M . Moreover the filtration induced by A coincides with the link filtration of $CF^-(S^3)$.

Corollary 3.15. $\widetilde{HL}_*(G) \equiv \widehat{HFK}_*(L) \otimes V^{\otimes(n-\ell)}$.

Corollary 3.16. *The homology $\widehat{HL}_*(G)$ is an invariant of the link associated to G .*

Theorem 3.17 ([MOST06]). *The bigraded homology $\widehat{HL}_*(G)$ is finitely generated over \mathbb{Z} and categorifies the Alexander polynomial in the sense that*

$$\Delta(L)(q) = \xi_{gr}(\widehat{HL}_*(G)).$$

Now the background has been set, we can generalize it to the singular case.

Chapter II

Singular link Floer homology

1 Singular grid diagrams

We generalize grid diagrams to singular link cases.

1.1 Singular columns

30 *Singular grid diagrams*

A *singular grid diagram* G of size $(n, k) \in \mathbb{N}^* \times \mathbb{N}$ is a $(n \times (n + k))$ -grid whose squares may be decorated by a O or by an X in such a way that each column and each row contain exactly one O and one X , except for k columns which contain exactly two O 's and two X 's. Moreover, in these k singular columns, two decorations surrounding a third one must be of different kinds.

As in the regular case, every singular grid diagram gives rise to a singular link. The process is almost identical. First join the decorations in regular columns. For singular ones, connect the uppermost decoration to the third one and the second to the lowermost by vertical lines slightly bended to the right (or, equivalently to the left) in such a way that the two curves intersect in one singular double point. Then join again the decorations in rows, taking care to underpass vertical strands when necessary.

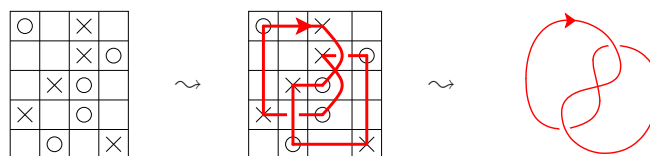
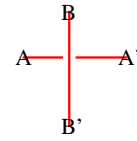


Figure II.1: From singular grid diagrams to singular knots

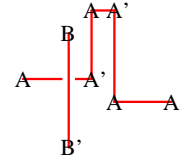
Proposition 1.1. *Every singular link can be described by a singular grid diagram.*

Proof. Consider a planar diagram for a given singular link with one double point and choose a way to desingularize it. Now, according to the process given previously, consider a grid diagram which corresponds to this regular diagram.

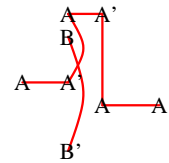
Then the singular point appears as a regular crossing, *i.e.* with four decorations arranged within the cross pattern depicted on the right where A and A' , as well as B and B' , are decorations of different kinds.



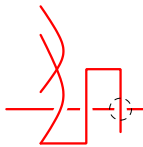
Perform two stabilizations and a few commutations.



Finally, re-singularize the link by merging the B and the leftmost A -columns.



In the case of a singular link with more than one doubles points, it may occur that the vertical strand is already part of a singular column.



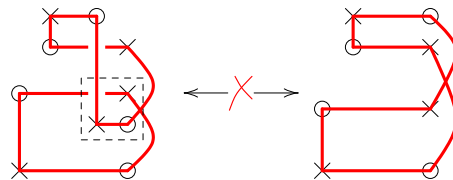
And then, we are back to the precedent case by performing, here again, two stabilizations and a few commutations.

□

31 Singular grid and elementary regular grid moves

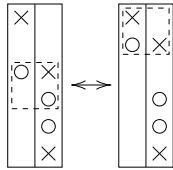
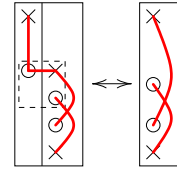
Obviously, circular permutations and commutations of rows or columns, as defined in paragraph 15, leave invariant the associated singular link, even if it involves a singular column.

Concerning (de)stabilizations, things are not that easy. Actually, as shown below, some destabilizations, involving a singular column may modify the associated link.



In order to avoid this phenomenon, we require that the intersection of the (2×2) -square involved in a (de)stabilization with a singular column contains at most one decoration. In other words, two adjacent decorations in the (2×2) -square cannot belong to a singular column.

Remark 1.2. Nevertheless, some stabilizations which are henceforth banned can leave the link invariant. An example is given on the right. However, they are less natural in the sense that they involve (trivially) a decoration which does not belong to the strand we are putting a bend in.



But actually, as shown on the left, those moves can be replaced by more justified ones using a few rows commutations. Even if we will not use it in this thesis, the same trick can be used to replace a stabilization affecting a O decoration by a stabilization affecting an X one.

32 Flip moves and co

Now, we introduce the *flip move* which is a grid move involving a singular column. It corresponds to the vertical reversing of a special (4×5) -subgrid as shown in Figure II.2.

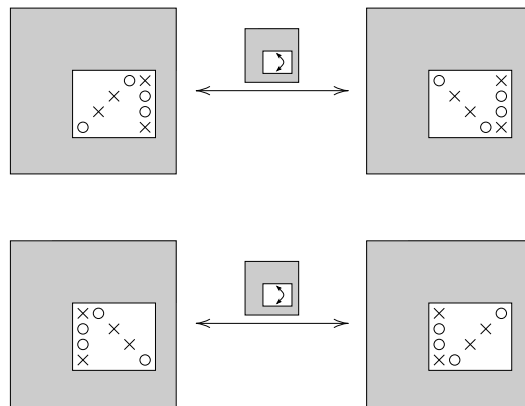
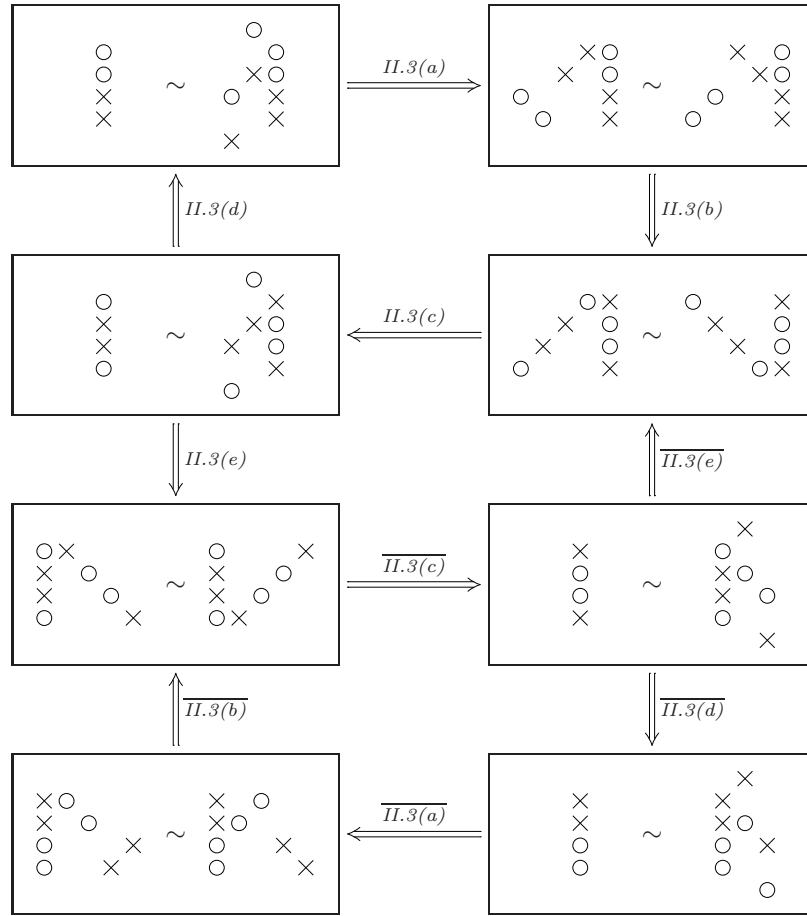


Figure II.2: Flip moves

Actually, there are many moves which are equivalent to flip moves. The following lemma gives some of them.

Lemma 1.3. *Up to regular grid moves, all the following moves are equivalent:*



Another set of equivalent moves is obtained by swapping the nature of every decoration.

Every logical implication is labeled by the figure illustrating its proof. Overlining means that the proof pictures have to be horizontally reflected and the nature of decorations swapped.

33 Singular elementary moves

Now, we can state the singular counterpart of Theorem 2.1 (§15) about elementary moves decomposition.

Theorem 1.4. *Any two singular grid diagrams which describe the same singular link can be connected by a finite sequence of*

- cyclic permutations of rows or columns (possibly singular);
- commutations of rows or columns (possibly singular);
- stabilizations and destabilizations (under the restrictions given in paragraph 31);
- flips (or any equivalent moves).

Proof. Let G_1 and G_2 be two singular grid diagrams which describe the same link.

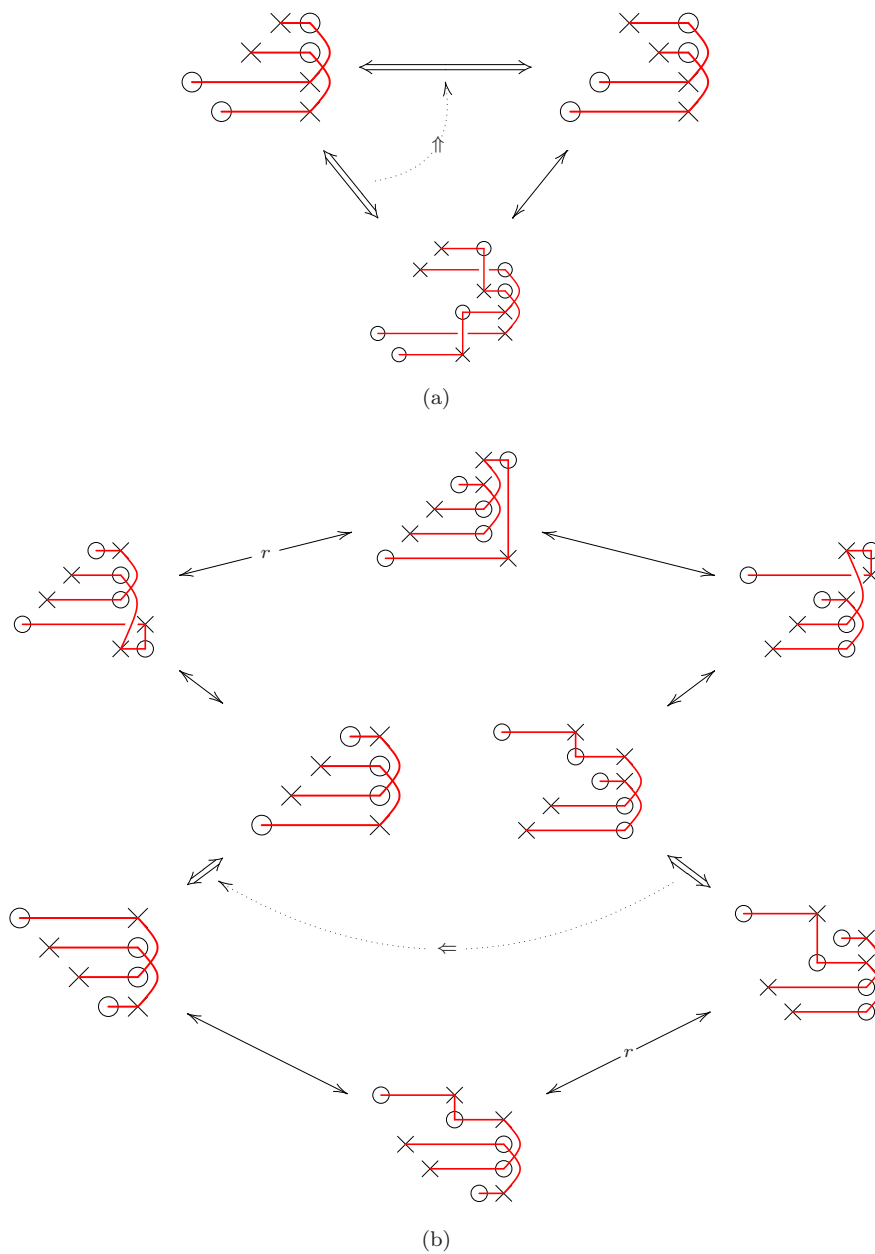


Figure II.3: Implications between singular grid moves: Simple arrows stand for a combination of commutations and cyclic permutations of the rows when they are r -labeled, of commutations and cyclic permutations of the columns when they are c -labeled and of commutations and (de)stabilizations when they are unlabeled. Double arrows stand for singular grid moves.

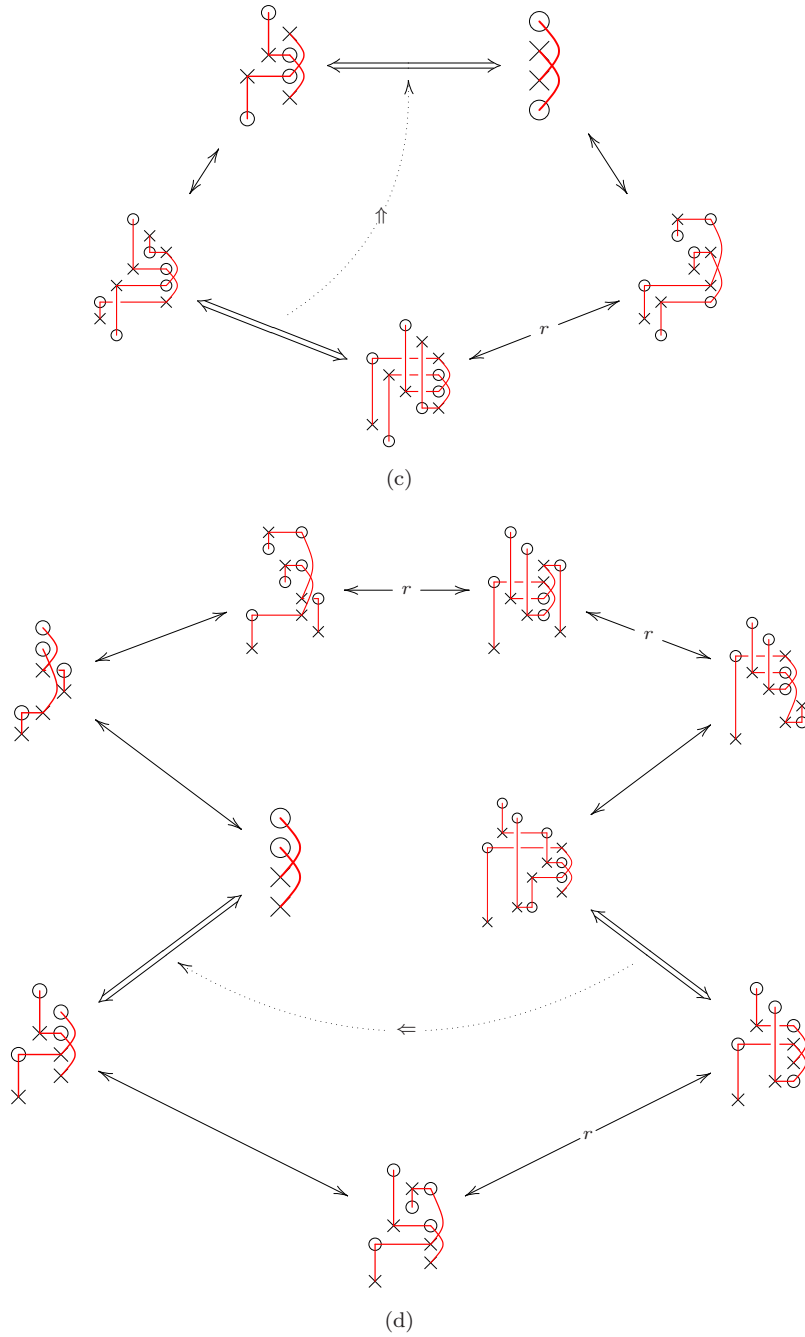


Figure II.3: Implications between singular grid moves: Simple arrows stand for a combination of commutations and cyclic permutations of the rows when they are r -labeled, of commutations and cyclic permutations of the columns when they are c -labeled and of commutations and (de)stabilizations when they are unlabeled. Double arrows stand for singular grid moves.

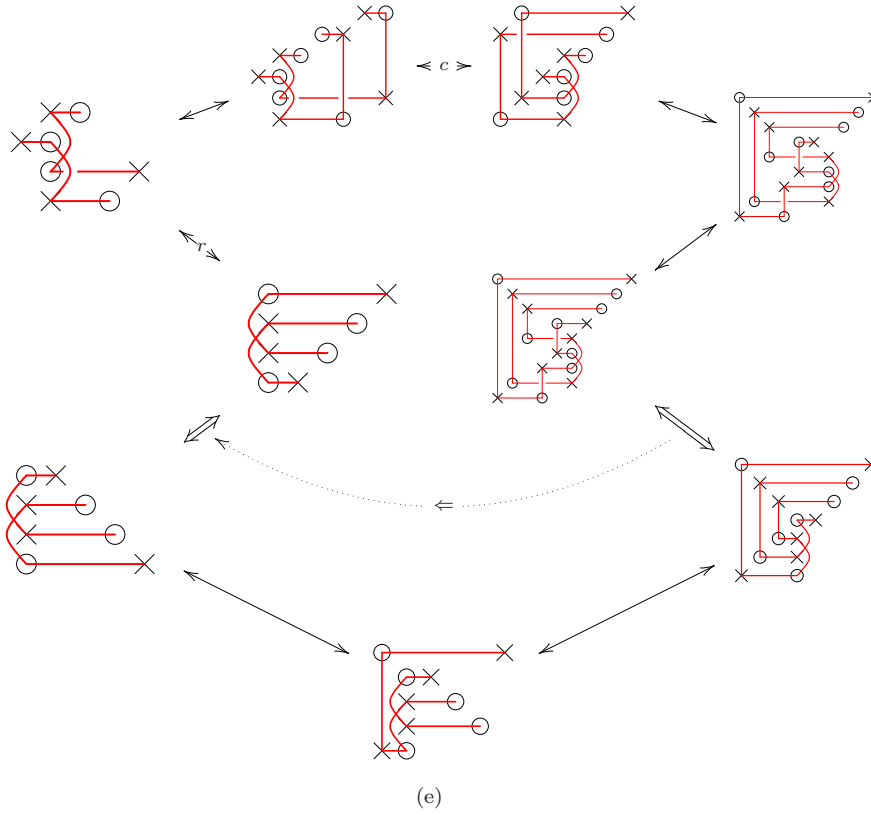
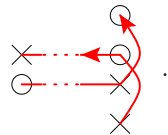


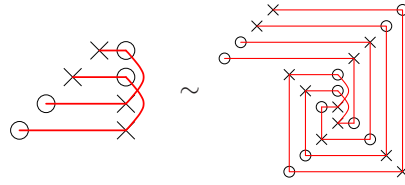
Figure II.3: Implications between singular grid moves: Simple arrows stand for a combination of commutations and cyclic permutations of the rows (and maybe some (de)stabilizations) when they are r -labeled, of commutations and cyclic permutations of the columns when they are c -labeled and of commutations and (de)stabilizations when they are unlabeled. Double arrows stand for singular grid moves.

First, we assume that the decorations in any singular columns are in adjacent cases, the two circles being above the two crosses. Moreover, we assume that every decoration which share a row with one of the two middle decorations of a singular column is located on the left of this column. All the double points of the associated links are thus in the following position:



We suppose now that the diagrams D_1 and D_2 associated to the grids G_1 and G_2 , using the above convention for bending the singular vertical strands, are isotopic. As in the regular case, one can require that the isotopy connecting the two diagrams rigidly preserves a neighborhood of the crossings and of the double points except for a finite number of exceptional times when a crossing is turned over or a double point fully rolled up around itself. Compared with the proof of Theorem

2.1 (§15), only the latter need some attention. However, it can also be easily realized as



using stabilizations and commutations. The grids G_1 and G_2 can thus be connected by a sequence of regular grid moves.

If the associated diagrams are not isotopic, then we need to realize the Reidemeister moves. For the regular ones, we refer to the proof of Theorem 2.1 (§15). Because of the required rigidity condition on double points, each of the last two Reidemeister moves splits into four cases. Figures II.5 and II.4 handle with all of them.

Finally, if the two grids are in general position, then we can modify them using regular grid moves in order to reach the conditions required above. \square

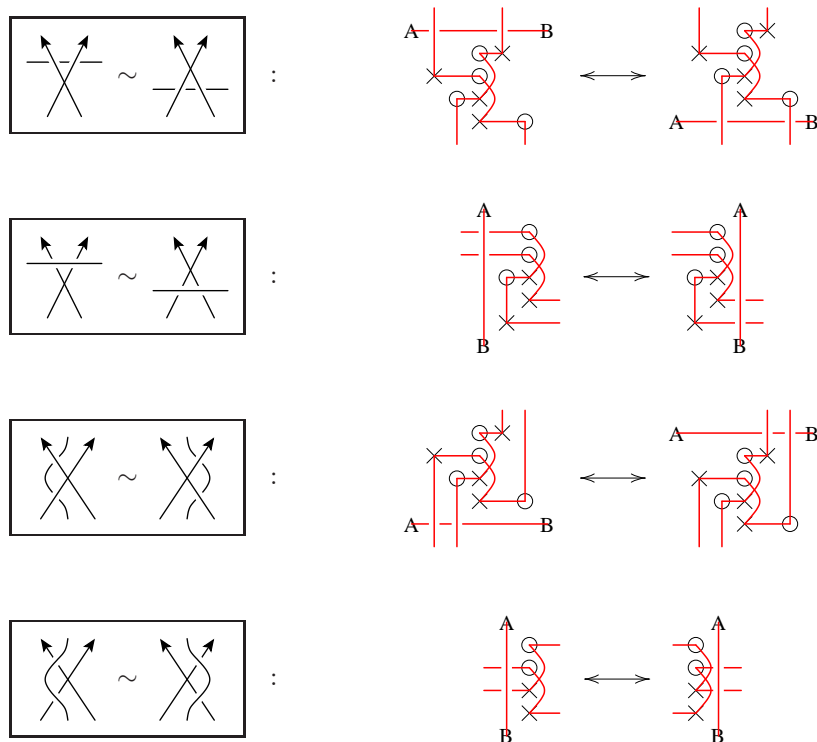


Figure II.4: Realization of singular Reidemeister moves V: Arrows stand for a sequence of commutations.

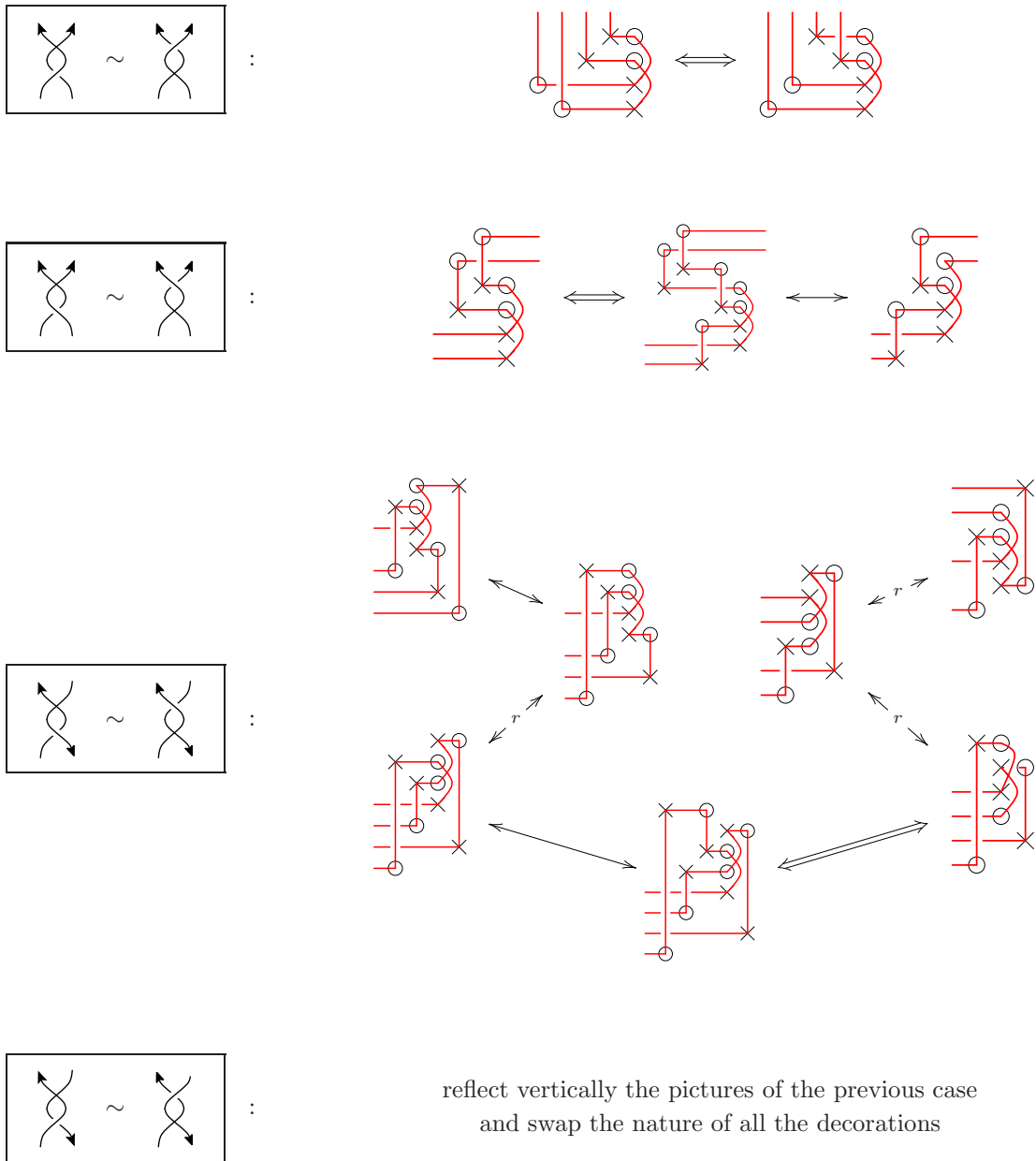


Figure II.5: Realization of singular Reidemeister moves IV: Simple arrows stand for a combination of commutations and cyclic permutations of the rows (and maybe some (de)stabilizations) when they are r -labeled and of commutations and (de)stabilizations when they are unlabeled. Double arrows stand for singular grid moves.

1.2 Singular rows

Of course, considering singular rows instead of singular columns give a totally similar description of singular links. But one can also mix them.

34 Mixed singular grids

In this subsection, we consider *mixed singular grids* which allow singular columns and singular rows. It means that some columns and some rows may contain exactly two decorations of each kind, in such an arrangement that the two middle decorations are surrounded by decorations of different kinds. The associated singular link is then obtained by connecting the decorations of the singular columns by slightly bended strands, then the decorations of the regular columns by straight lines, then the decorations of the regular rows and finally the decorations of the singular rows. In this process, when a line is crossing another one, it underpasses it.

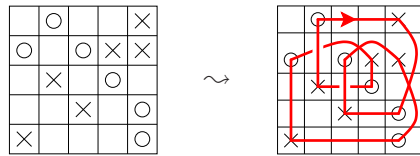


Figure II.6: From mixed singular grid diagrams to singular knots

35 Mixed elementary grid moves

A double point can be represented by mean of a singular column or of a singular row. It is thus necessary to introduce a new elementary move which connect the two possibilities. For this purpose, we define the *rotation moves* which replaces a specific (3×4) -subgrid by a (4×3) one, up to the adding or the removal of some empty pieces of rows or columns. Pictures of the moves are depicted in Figure II.7.

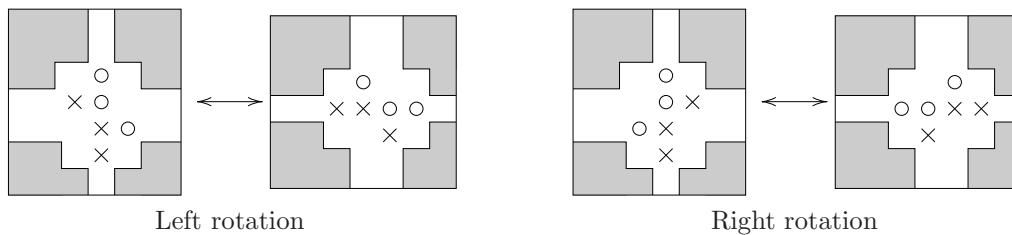


Figure II.7: Rotation moves

Using these moves, any mixed singular grid can be connected to a grid with no more singular rows. Then, the Theorem 1.4 (§33) can be applied. However, it can be sharpened. As a matter of fact, Figure II.8 and its image under horizontal reflecting illustrate how flip moves can be replaced by rotation moves. Moreover, any singular column involved in a commutation or a cyclic permutation move can be laid down ; the singular commutation is then replaced by regular ones.

These remarks prove the following theorem:

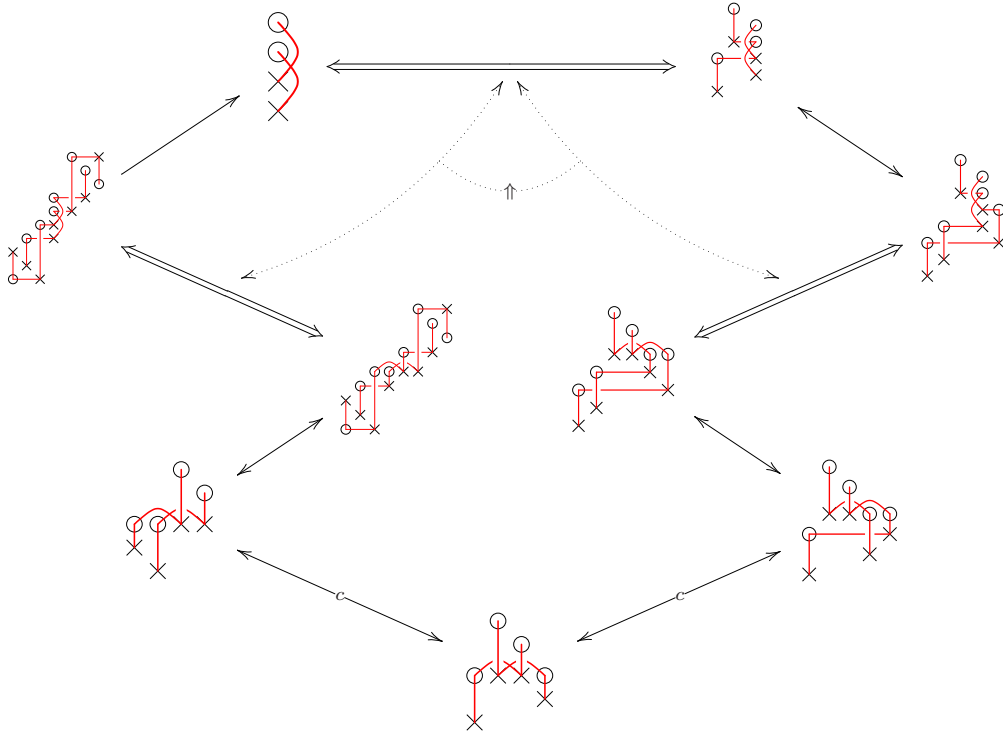


Figure II.8: From rotations to flips: Simple arrows stand for a combination of commutations and cyclic permutations of the columns when they are c -labeled and of commutations and (de)stabilizations when they are unlabeled. Double arrows stand for singular grid moves.

Theorem 1.5. *Any two mixed singular grid diagrams which describe the same singular link can be connected by a finite sequence of*

- *cyclic permutations of regular rows or columns;*
- *commutations of regular rows or regular columns;*
- *stabilizations and destabilizations (under the restrictions given in paragraph 31);*
- *rotations.*

The main part of this thesis will not use this refined mixed description. However, Appendix B shows how the construction can be extended to mixed grids and how it simplifies the proofs of invariance.

2 Switch morphism

Let G^+ and G^- be two regular grid diagrams of size n which differ from a commutation of two adjacent columns which is **not** a commutation move as defined in paragraph 15. If the two uppermost decorations of the two commuting columns are of the same kind, then, among the two grids, G^+ is the diagram where the line passing through these two decorations has a negative slope. Otherwise, G^+ is the diagram where this line has a positive slope.

2.1 Grid and link configurations

36 Standard configuration

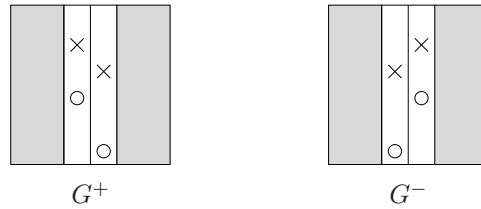


Figure II.9: The standard configuration for G^+ and G^-

Proposition 2.1. *The possible arrangements of the decorations are the standard configuration shown in Figure II.9 and its images by cyclic permutations of the rows. In particular, when the two commuting columns are merged and considered cyclically by identifying their top and bottom boundary, decorations of the same kind are vertically side by side.*

Proof. By hypothesis, the decorations appear alternatively on each column. Every decoration is hence vertically surrounded by the decorations of the other column and consequently decorations of different kinds. One of them is thus of the same kind than the surrounded one. This proves the second part of the statement.

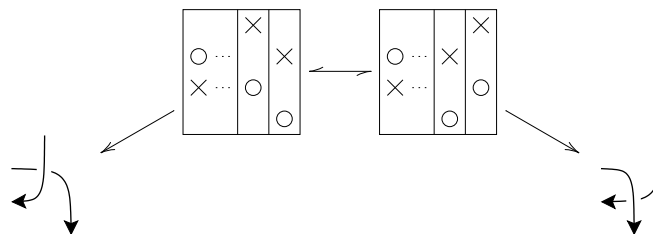
Now, everytime a cyclic permutation of the rows affects the uppermost decorations, it changes simultaneously their possible equalness of nature and the slope sign of the line passing through them. This concludes the proof. \square

37 Associated links

Proposition 2.2. *The two links L^+ and L^- respectively associated to G^+ and G^- differ only from a crossing which is positive in L^+ and negative in L^- .*

Proof. Since L^+ (resp. L^-) is invariant under cyclic permutations of the rows of G^+ (resp. G^-) and according to Proposition 2.1 (§36), it is sufficient to check it for the standard configuration. Moreover, even if it means to perform a few cyclic permutations of the columns first, we can assume that the two decorations belonging to the same rows than the middle decorations of the commuting columns are located on the left side of these two columns.

Now, the statement is easy to check:



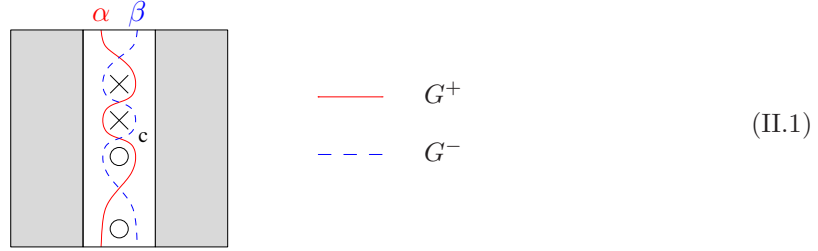
\square

2.2 More polygons on torus

38 Combined grid

The aim of the next sections is to define a filtrated chain map $f: C^-(G^+) \rightarrow C^-(G^-)$.

For this purpose, it will be convenient to draw at the same time G^+ and G^- on a combined grid G_{Comb} .



Remark 2.3. We fix that α and β never intersect each other on a horizontal grid line. There are several ways to do it and, even if we omit to denote it in the notation, all the following constructions will depend on this choice.

In this context, a generator of $C^-(G^+)$ (resp. $C^-(G^-)$) is represented by n dots, one of which is located on α (resp. β).

39 Pentagons

As for the definition of the differential, we consider the torus $\mathcal{T}_{Comb} := \mathcal{T}_{G_{Comb}}$. We denote by $c \in \alpha \cap \beta$ the intersection point located just below an X and just above a O (see (II.1)).

Let x be a generator of $C^-(G^+)$ and y a generator of $C^-(G^-)$. A *pentagon connecting x to y* is an embedded pentagon π in \mathcal{T}_{Comb} which satisfies:

- edges of π are embedded in the grid lines (including α and β);
- the point c is a corner of π ;
- starting at c and running positively along the boundary of π , according to the orientation of π inherited from the one of \mathcal{T}_{Comb} , the corners of π are successively and alternatively a point of x and a point of y ;
- except on $\partial\pi$, the sets x and y coincide;
- the interior of π does not intersect $\alpha \cup \beta$ in a neighborhood of c .

The corner c is called the *peak* of π .

Note that a pentagon π connecting x to y has a unique oriented vertical edge which joins a point of x to a point of y . We say that π *points toward the right* if this edge is oriented toward the bottom of the grid. Otherwise, we say that it *points toward the left*. For a generic choice of arcs α and β , it corresponds to the direction toward which the peak is pointing.

A pentagon π is *empty* if $\text{Int}(\pi) \cap x = \emptyset$. We denote by $\text{Pent}^\circ(G_{Comb})$ the set of all empty pentagons on G_{Comb} and by $\text{Pent}^\circ(x, y)$ the set of those which connect x to y .

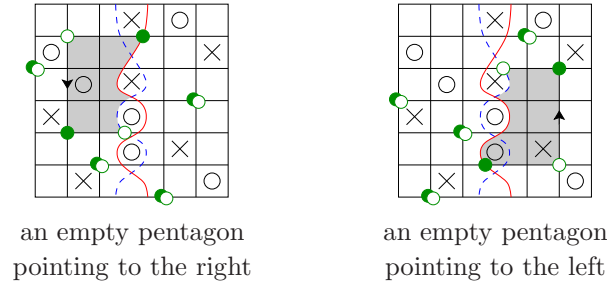


Figure II.10: Examples of pentagons: dark dots describe the generator x while hollow ones describe y . Pentagons are depicted by shading.

40 Spikes

Let x be a generator of $C^-(G^+)$ and y a generator of $C^-(G^-)$. A *spike* connecting x to y is a triangle τ in \mathcal{T}_{Comb} , possibly crossed, which satisfies:

- edges of τ are embedded in the grid lines (including α and β);
- the point c is a corner of τ ;
- starting at c and running positively along the boundary of τ , according to the orientation of τ inherited near c from the one of \mathcal{T}_{Comb} , the corners of τ are a point of y and then of x ;
- except on $\partial\tau$, the sets x and y coincide.

The grid line which contains the horizontal edge of τ is called the *support* of τ .

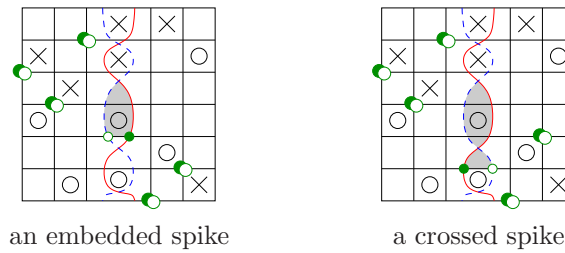


Figure II.11: Examples of spikes: dark dots describe the generator x while hollow ones describe y . Spikes are depicted by shading.

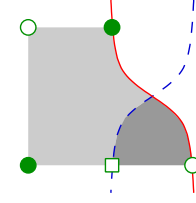
Remark 2.4. Essentially, a spike moves a dot from α to β along its support.

41 Spikes and pentagons

Proposition 2.5. *For a given pentagon $\pi \in \text{Pent}^\circ(G_{Comb})$, there is a unique spike τ such that $\pi \cup \tau$ is a rectangle $\rho \in \text{Rect}^\circ(G^+)$.*

This defines a map $\phi: \text{Pent}^\circ(G_{Comb}) \longrightarrow \text{Rect}^\circ(G^+)$.

Proof. Let consider a pentagon π which connects $x \in C^-(G^+)$ to $y \in C^-(G^-)$. There is a unique spike τ which has two common vertices with π such that one of them belongs to y . By glueing it to π along their common edge, we embank the peak of π and move a dot of y from β to α . Hence, we get a rectangle in $\text{Rect}^\circ(G^+)$ which connects x to a new generator z of $C^-(G^+)$.



□

Corollary 2.6. *Let x be a generator of $C^-(G^+)$, y a generator of $C^-(G^-)$ and π a pentagon which connects x to y . Then*

$$M(x) - M(y) = -2\#(\pi \cap \mathbb{O}),$$

$$A(x) - A(y) = \#(\pi \cap \mathbb{X}) - \#(\pi \cap \mathbb{O}).$$

Proof. We keep the notation of the precedent proof.

We will begin by three remarks.

- Since propositions 3.2 (§18) and 2.1 (§36) do hold, it is sufficient to deal with the standard configuration.
- As sets of dots on the regular grids G^+ and G^- , the generators z and y are identical; only the decorations are changing.
- The decorations contained in τ determine the vertical position of its support compared with the four commuting decorations.

Now, for each position of the support of τ compared with the decorations, it is easy to compute $M(y)$ (resp. $A(y)$) in fonction of $M(z)$ (resp. $A(z)$). For instance, if the support is between the two O 's, then

$$M(y) = M(z) - 1 \quad \text{and} \quad A(y) = A(z) - 1.$$

Finally, we conclude by using the Proposition 3.4 (§20) and the decomposition of $\rho = \pi \cup \tau$. □

2.3 First step toward singular link Floer homology

42 Switch map

Now, we consider the map $f: C^-(G^+) \rightarrow C^-(G^-)$ which is the morphism of $\mathbb{Z}[U_{O_1}, \dots, U_{O_n}]$ -modules defined on the generators by

$$f(x) = \sum_{\substack{y \text{ generator} \\ \text{of } C^-(G^-)}} \sum_{\pi \in \text{Pent}^\circ(x,y)} \varepsilon(\pi) U_{O_1}^{O_1(\pi)} \dots U_{O_n}^{O_n(\pi)} \cdot y,$$

where $\varepsilon: \text{Pent}^\circ(G_{Comb}) \rightarrow \{\pm 1\}$ is defined by

$$\varepsilon(\pi) = \begin{cases} \varepsilon(\phi(\pi)) & \text{if } \pi \text{ is a pentagon pointing to the right} \\ -\varepsilon(\phi(\pi)) & \text{if } \pi \text{ is a pentagon pointing to the left.} \end{cases}$$

Proposition 2.7. *The map f preserves the Maslov grading as well as the Alexander filtration. Moreover, it anti-commutes with the differentials $\partial_{G^\pm}^-$.*

Proof. The fact that f preserves the Maslov graduation and Alexander filtration is immediate after Corollary 2.6 (§41).

The proof that it anti-commutes with $\partial_{G^\pm}^-$ is very similar to the proof of lemma 3.1 in [MOST06]. As in the proof of Theorem 3.6 (§21), it consists mainly in showing that every juxtaposition of a pentagon and a rectangle arising in $f \circ \partial_{G^+}^-$ has an alternative decomposition arising in $\partial_{G^-}^- \circ f$. Most cases are similar to those occurring in the proof of theorem 3.6. However, when the peak of the pentagon is involved in a common edge with the rectangle, the alternative decomposition is given in Figure II.12. The minus sign comes from the fact that pentagons are pointing in opposite directions.

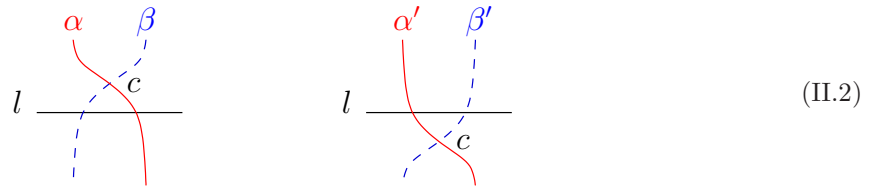
There are also special cases which have only one decomposition: one of the two lateral thin annuli surrounding the arcs α and β may be filled by a pentagon and a rectangle. But then, for a given initial generator, one can check that the right and left such domains do contain the same decorations. In particular, they contain simultaneously the possible O decoration which may produce a U_O factor. Moreover the sign is positive if the thin annulus we are dealing with is the left one and negative otherwise.

Finally, all the special terms cancel by pairs (see Figure II.13 for an example). □

4.3 Ambiguity

As pointed out in the Remark 2.3 (§38), the map f depends on the choice of arcs α and β . More precisely, it depends on the relative position of the intersection $c \in \alpha \cap \beta$ compared with the horizontal grid lines. Now, we deal with this dependency.

Let (α, β) and (α', β') be two sets of arcs which are identical except around an horizontal grid line denoted by l . We assume that the arcs α and β intersect in c just above this horizontal grid line, whereas α' and β' intersect just below.



Actually, the maps f and f' associated to each set of arcs are homotopic.

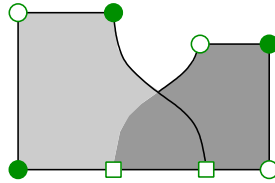


Figure II.12: Alternative decompositions for pentagons sharing their peak with a rectangle: dark dots describe the initial generator while hollow ones describe the final one. The squares describe intermediate states. One decomposition is given by its border and the second by shading of different intensity.

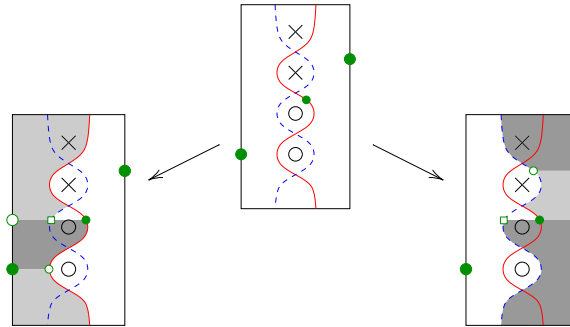


Figure II.13: Special cases: dark dots describe the initial generator and hollow ones the intermediate state. The square is the special dot which distinguishes the final generator from the initial one. Pentagons are depicted by shading and rectangles by darker shading. Note that the involved pentagons are pointing in opposite directions, the associate two terms differ hence from a minus sign.

To define the homotopy map, first note that, for every generator $x \in C^-(G^+)$, there exists at most one spike of which c is a corner and l the support and which connects x to a generator of $C^-(G^-)$. Such a spike is called a *small spike*.

Now, we set

$$h(x) = \begin{cases} y & \text{if } x \text{ and } y \text{ are connected by a small spike} \\ 0 & \text{otherwise} \end{cases}$$

and we extend h to $C^-(G^+)$ by $\mathbb{Z}[U_{O_1}, \dots, U_{O_n}]$ -linearity.

Proposition 2.8. *The map h preserves the Alexander filtration and increases the Maslov grading by one. Moreover, it satisfies*

$$f - f' = h \circ \partial_{G^+}^- \partial_{G^-}^- \circ h.$$

Proof. The first part of the statement follows from the easiest computation made in the proof of Corollary 2.6 (§41).

For the second part, note that the only surviving term in $f - f'$ are pentagons which are rectangles minus a small spike (compare Proposition 2.5, §41). Those are terms of $h \circ \partial_{G^+}^-$ if the pentagon is above l and pointing to the right or below l and pointing to the left. In the two other cases, they are terms of $\partial_{G^-}^- \circ h$. Because of the definition of the orientation map ε on pentagons, the signs coincide.

The remaining terms in $h \circ \partial_{G^+}^-$ cancel with terms in $\partial_{G^-}^- \circ h$. □

Corollary 2.9. *The map $f: C^-(G^+) \rightarrow C^-(G^-)$ is well defined up to homotopy.*

44 Link Floer homology for a single double point

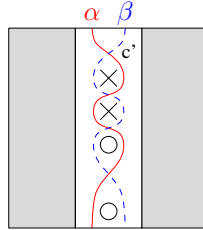
According to Proposition 2.2 (§37), the links L^+ and L^- differ only from a crossing. So, they can be read as the two desingularizations of a link L^0 with a single double point. Then, the homology of the mapping cone of f is already an invariant of L^0 . This is proved in paragraphs 55–61.

For singular links with more double points, things are slightly more complicated.

2.4 Variants

45 Different peaks

We can play the same game after changing the point c for its cousin c' , the arcs intersection located just above the two commuting \mathbb{X} -decorations and below the two \mathbb{O} ones (up to cyclicity due to the torus point of view).



All the proofs of this section can be adapted straightforwardly to this case. Actually, the only point which depends on the nature of the decorations is the Corollary 2.6 (§41). But the same reasoning leads to the same statement.

This gives rise to a second map f' .

The two constructions only differ from the location of peaks. In one case, they are all located on c -like arcs intersections, below an \mathbb{X} -decoration and above a \mathbb{O} one. Then we say that the peaks are of type $\times_{\mathbb{O}}$. In the other case, the peaks are on c' -like arcs intersections, above an \mathbb{X} -decoration and below a \mathbb{O} one, we say they are of type $\circ_{\mathbb{X}}$. This terminology may also be applied to the associated constructions.

Naturally, one can also consider the sum $f_{tot} = f + f'$ but we will see in section 4 that this is of less interest.

3 Singular link Floer homology

The map f defined in the previous section is the key ingredient for generalizing Heegaard-Floer homology to singular links.

Let G be a singular grid diagram of size (n, k) . We label the k singular columns by integers from 1 to k , but this numbering will be totally transparent in the following construction.

3.1 Cube of resolution

46 Grid resolutions

There are essentially two ways to desingularize a singular column with respect to the connections between decorations illustrated in Figure II.14, which are imposed by the associated singular link L .

According to Proposition 2.2 (§37), one of them corresponds to the 0-resolution of the corresponding double point of L ; thus we call it the 0-resolution of the column. Accordingly, the other one is called 1-resolution. We also say that the singular column has been *positively* or *negatively resolved*.

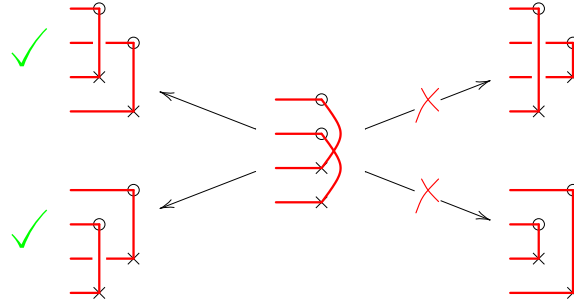


Figure II.14: Desingularization of a singular column

47 Cube of resolution

For every singular column, we choose a set of two arcs α_i and β_i , where i is the label of the considered column, which corresponds to the construction given in paragraphs 38–42. We denote by $c_i \in \alpha_i \cap \beta_i$ the distinctive intersection of type \times .

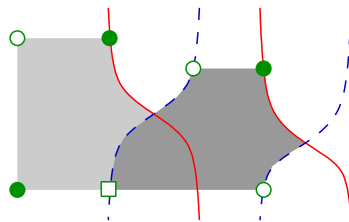
For all $I = (i_1, \dots, i_k) \in \{0, 1\}^k$, we denote by G_I the regular grid obtained from G by performing a i_j -resolution to the j^{th} singular column for all $j \in \llbracket 1, k \rrbracket$.

We are now in position to define a k -dimensional cube of maps \mathcal{C} by considering the chain complexes $C^-(G_I)$ for all $I \in \{0, 1\}^k$ and the chain maps $f_{I(j:\star)}: C^-(G_{I(j:0)}) \rightarrow C^-(G_{I(j:1)})$ defined in paragraph 42 using the arcs α_j and β_j for all $I \in \{0, 1\}^{k-1}$ and $j \in \llbracket 1, k \rrbracket$.

The cube of maps \mathcal{C} is called the *cube of resolution of G* .

Remark 3.1. If $k > 1$, the cube of resolution \mathcal{C} is **not** straight.

Actually, most of the terms in $f_{I(j:1,i:\star)} \circ f_{I(j:\star,i:0)} + f_{I(j:\star,i:1)} \circ f_{I(j:0,i:\star)}$, for all $I \in \{0, 1\}^{k-2}$ and any pair of distinct integer $i \neq j \in \llbracket 1, k \rrbracket$, cancel by pairs. But the configurations of the following kind



(II.3)

have a unique decomposition.

As sketched in paragraph 13, we will mend this anti-commutativity defect.

48 Hexagons

As usual, we identify the boundaries of G in order to get a torus \mathcal{T}_G .

Let $I \in \{0, 1\}^{k-2}$ and $i \neq j \in \llbracket 1, k \rrbracket$.

Let x be a generator of $C^-(G_{I(i:0,j:0)})$ and y a generator of $C^-(G_{I(i:1,j:1)})$. An *hexagon connecting x to y* is an embedded hexagon η in \mathcal{T}_G which satisfies:

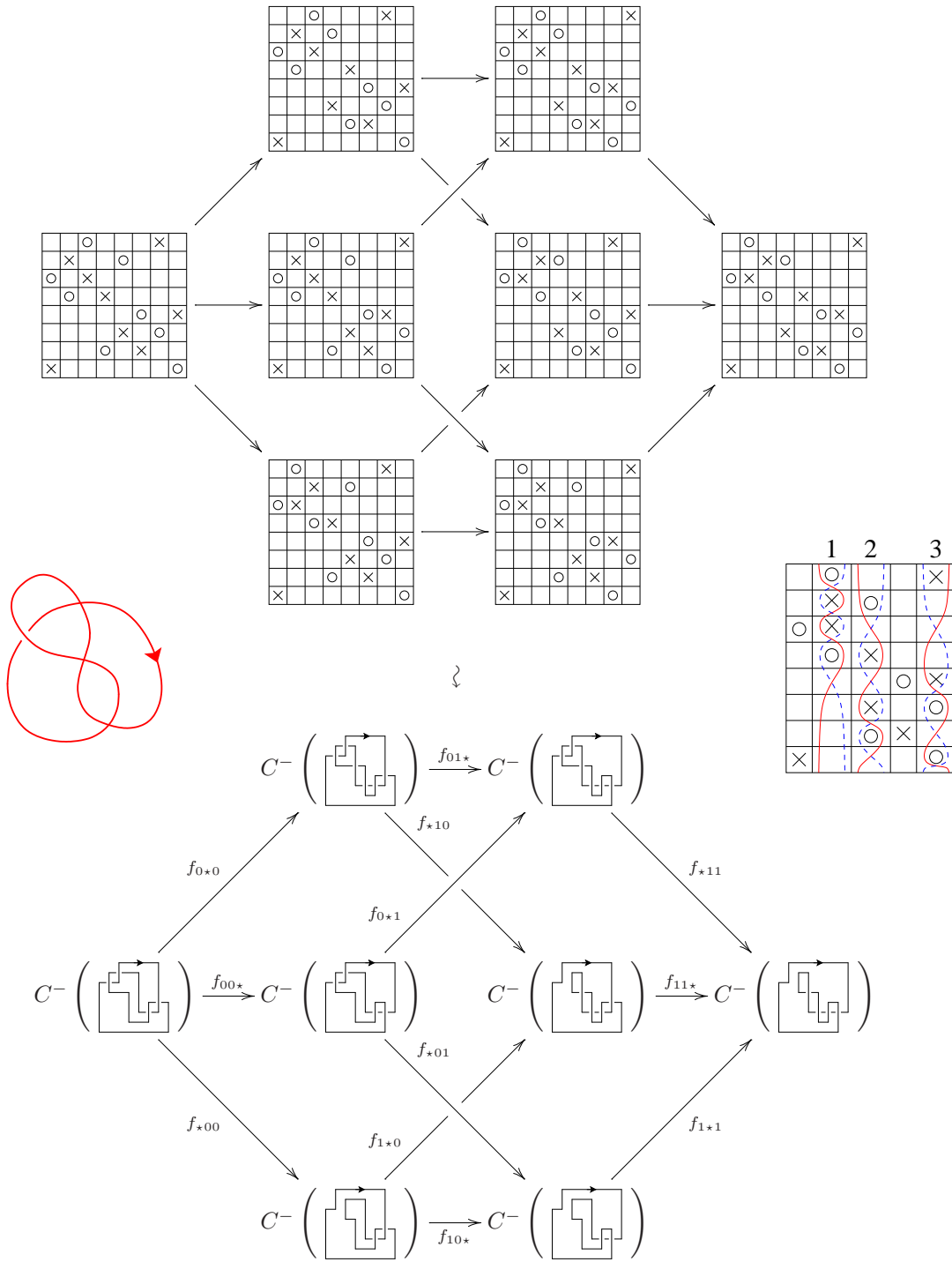


Figure II.15: Cube of resolution for a three time singularized figure eight knot

- edges of η are embedded in the grid lines (including α_i 's and β_i 's);
- the points c_i and c_j are corners of η ;
- starting c_i (resp. c_j) and running positively along the boundary of η , according to the orientation of η inherited from the one of \mathcal{T}_G , the next three corners of η are, successively and in this order, a point of x , a point of y and c_j (resp. c_i);
- except on $\partial\eta$, the sets x and y coincide;
- the interior of η does not intersect $\alpha_i \cup \beta_i \cup \alpha_j \cup \beta_j$ in a neighborhood of $c_i \cup c_j$.

The index $I(i : 0, j : 0)$ is called the *origin* of η .

Remark 3.2. This definition of an hexagon **does not** coincide with the one given in [MOST06] (see the clear shape in Figure II.16).

An hexagon h is *empty* if $\text{Int}(\eta) \cap x = \emptyset$.

We denote by $\text{Hex}^\circ(G)$ the set of all empty hexagons and by $\text{Hex}^\circ(x, y)$ the set of those which connect x to y .

49 Spikes and hexagons

Proposition 3.3. *Let $I \in \{0, 1\}^k$. For a given hexagon $\eta \in \text{Hex}^\circ(G)$ with origin I , there is a unique pair of spikes (τ, τ') such that $\eta \cup \tau \cup \tau'$ is a rectangle $\rho \in \text{Rect}^\circ(G_I)$.*

The proof is analogous to the corresponding proof for pentagons.

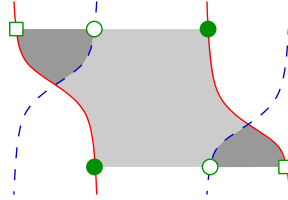


Figure II.16: From hexagon to rectangle: dark dots describe the initial generator of the hexagon while hollow ones describe the final one. The squares describe the initial generator for the two spikes.

This defines a map $\phi: \text{Hex}^\circ(G) \longrightarrow \text{Rect}^\circ(G)$.

50 Completion of the resolution cube

Now, for all $I \in \{0, 1\}^{k-2}$ and all $i \neq j \in \llbracket 1, k \rrbracket$, we can define the map

$$f_{I(i:\star, j:\star)}: C^-(G_{I(i:0, j:0)}) \longrightarrow C^-(G_{I(i:1, j:1)})$$

as the morphism of $\mathbb{Z}[U_{O_1}, \dots, U_{O_{n+k}}]$ -modules defined on the generators by

$$f_{I(i:\star, j:\star)}(x) = \sum_{\substack{y \text{ generator} \\ \text{of } C^-(G_{I(i:1, j:1)})}} \sum_{\eta \in \text{Hex}^\circ(x, y)} -\varepsilon(\phi(\eta)) U_{O_1}^{O_1(\eta)} \dots U_{O_{n+k}}^{O_{n+k}(\eta)} \cdot y.$$

Proposition 3.4. *For all $I \in \{0, 1\}^{k-2}$ and $i \neq j \in \llbracket 1, k \rrbracket$, the map $f_{I(i:\star, j:\star)}$ preserves the Alexander filtration and increases the Maslov grading by one.*

The proof is analogous to the corresponding proof for pentagons.

Now the maps $\{f_{I(i:\star,j:\star)}\}$ enable us to correct the defect of commutativity in \mathcal{C} by adding large diagonals to the faces of \mathcal{C} :

$$\begin{array}{ccc}
 & C^-(G_{I(i:1,j:0)}) & \\
 f_{I(i:\star,j:0)} \nearrow & & \searrow f_{I(i:1,j:\star)} \\
 C^-(G_{I(i:0,j:0)}) & \xrightarrow{f_{I(i:\star,j:\star)}} & C^-(G_{I(i:1,j:1)}) \\
 f_{I(i:0,j:\star)} \searrow & & \nearrow f_{I(i:\star,j:1)} \\
 & C^-(G_{I(i:0,j:1)}) &
 \end{array}$$

3.2 Singular link Floer homology

The Heegaard-Floer complex for a singular grid can now be defined as the generalized cone of its completed cube of resolution.

51 Definitions

The $\mathbb{Z}[U_{O_1}, \dots, U_{O_{n+k}}]$ -module $C^-(G)$ is defined by

$$C^-(G) = \bigoplus_{I \in \{0,1\}^k} C^-(G_I)[\#O(I)].$$

Remark 3.5. The module $C^-(G)$ is naturally endowed with a third grading of which $\#O(I)$ is the degree.

We also set

$$\partial_G^- = \partial_0^- + \partial_1^- + \partial_2^-$$

where the three maps $\partial_i^-, i = 1, 2, 3$ are morphisms of $\mathbb{Z}[U_{O_1}, \dots, U_{O_{n+k}}]$ -modules defined on $C^-(G_I)$ for all $I \in \{0, 1\}^k$ by

$$\begin{aligned}
 \partial_0^-(x) &= \partial_{G_I}^-(x) \\
 \partial_1^-(x) &= \sum_{i \in 0(I)} f_{I_{i \leftarrow \star}}(x) \\
 \partial_2^-(x) &= \sum_{\substack{i, j \in 0(I) \\ i \neq j}} f_{I_{i, j \leftarrow \star}}(x),
 \end{aligned}$$

where $I_{i \leftarrow \star}$ (resp. $I_{i, j \leftarrow \star}$) is obtained from I by turning the i^{th} element (resp. the i^{th} and j^{th} elements) into \star .

This map does not respect the third grading defined in Remark 3.5. But however, it does respect the induced filtration. This filtration will have a key role in the invariance proofs of section 4.

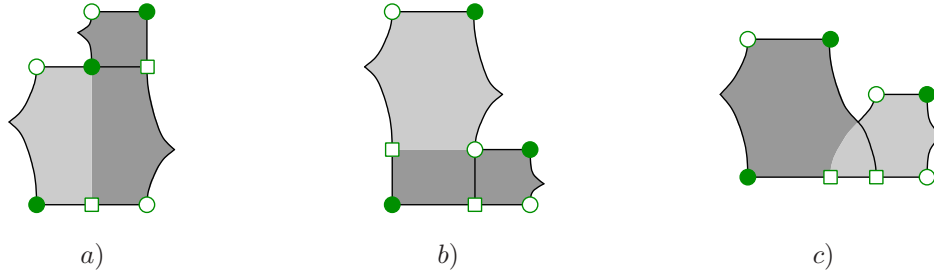


Figure II.17: Pentagons and hexagons: dark dots describe the initial generator while hollow ones describe the final one. The squares describe intermediate states. One decomposition is given by its border and the second by shading of different intensity. In case a) and b), the usual anti-commutativity of signs for rectangles make the two terms cancel since the pentagons are simultaneously pointing to the same direction. In case c), the order of application of the polygons is the same, but pentagons are pointing in opposite directions.

52 Consistency

Proposition 3.6. *The couple $(C^-(G), \partial_G^-)$ is a filtrated chain complex i.e. the map ∂_G^-*

- decreases the Maslov grading by one;
- preserves the Alexander filtration;
- satisfies $\partial_G^{-2} = 0$.

Proof. The first two points are direct consequences of propositions 3.6 (§21), 2.7 (§42) and 3.4 (§50). These propositions also state that $\partial_0^{-2} = 0$ and $\partial_0^- \circ \partial_1^- + \partial_1^- \circ \partial_0^- = 0$. Hence, it is sufficient to prove

$$\partial_0^- \circ \partial_2^- + \partial_1^{-2} + \partial_2^- \circ \partial_0^- = 0 \quad (\text{II.4})$$

$$\partial_1^- \circ \partial_2^- + \partial_2^- \circ \partial_1^- = 0 \quad (\text{II.5})$$

$$\partial_2^{-2} = 0. \quad (\text{II.6})$$

The formula (II.6) is a corollary of the anti-commutativity of the signs for rectangles since the sets of hexagon corners must be disjoint. This holds everytime the two involved polygons have disjoint sets of corners.

For the formula (II.5), note that a pentagon and a hexagon can share at most one corner. Then, three configurations can occur and, for each of them, there are two cancelling decompositions. They are described in Figure II.17.

The formula (II.4) finally holds for the same reasons. All the possible configurations are obtained by embanking a peak in one of the three cases in Figure II.17. We can note that the minus sign in the definition of $f_{I(i:*,j:*)}$ is essential for all the cases derivated from c) and those derivated from a) by embanking a peak pointing to the left.

Note that the previous configurations contain the cases of thin horizontal annuli which may arise two times as a juxtaposition of a rectangle and a hexagon and two times as a juxtaposition of two

pentagons. Hexagons and pairs of pentagons cannot be involved in the filing of a vertical annulus since sets of arcs $\{(\alpha_i, \beta_i)\}$ are necessarily separated by a regular vertical grid line. \square

5.3 Singular link Floer homology as a mapping cone

Even if the complex defined above is not derived from a straight cube of maps, it can be seen as a sequence of consecutive mapping cones.

Actually, let choose a distinguished singular column in the grid G , then the differential ∂_G^- can be split into ∂'_G , the sum over polygons which have no peak on this distinguished singular column, and f , the sum over those which do have. It is clear from the proof of Proposition 3.6 (§5.2) that ∂'_G is still a differential and, since $\partial^{-2} \equiv 0$, the map f is indeed a chain map. The chain complex $C^-(G)$ can be seen as the mapping cone of f .

We can now process recursively on each side of f to get a description of $C^-(G)$ as a sequence of mapping cones. However, because of the terms from ∂_2^- , this description strongly depends on the underlying ordering on the singular columns.

5.4 Invariance

In the case of a regular grid, the associated homology is trivially the combinatorial link Floer homology of the associated link L and, consequently, is an invariant of L . This fundamental property extends to the singular cases.

Theorem 3.7. *The homology of $(C^-(G), \partial_G^-)$ is an invariant of the singular link associated to G .*

The next section is devoted to the proof of this theorem.

4 Invariance

The Theorem 3.7 (§5.4) can be divided in seven points:

- i) invariance under isotopies of arcs α_i 's and β_i 's;
- ii) invariance under cyclic permutations of the rows or of the columns;
- iii) invariance under stabilization/destabilization;
- iv) invariance under commutation of two rows or two columns;
- v) invariance under commutation of a regular column with a singular one;
- vi) invariance under commutation of two singular columns;
- vii) invariance under flip.

If working with coefficient in $\mathbb{Z}/2\mathbb{Z}$, the point ii) is trivial since the construction of the chain complex uses only polygons embedded in the torus. Moreover, the sign refinement is clearly invariant by cyclic permutations of the rows.

Concerning cyclic permutations of the columns, it is proven in [MOST06] and [Gal07] that the sign assignment for rectangles is essentially unique. At least, it gives isomorphic chain complexes.

Since the sign assignment for other polygons depends on its definition for rectangles and since a cyclic permutations of the columns will not change the direction toward which a pentagon is pointing, the invariance still holds for our construction.

Unfortunately, because of the number of cases which need to be treated, proofs for points vi) and vii) have not been completed. However, we give a strategy to achieve them.

4.1 Isotopies of arcs

55 Moving peaks

To prove the invariance under isotopies of arcs α_i 's and β_i 's, it is sufficient to deal with the intersection $c_i \in \alpha_i \cap \beta_i$ going through a horizontal grid line for a given $i \in \llbracket 1, k \rrbracket$.

Let (α_i, β_i) and (α'_i, β'_i) be two such sets of arcs (see (II.2), §43). We denote by ∂ and ∂' the corresponding differentials.

Now, we consider the map h defined in paragraph 43 which associates generators connected by a small spike.

We set $\varphi: C^-(G) \rightarrow C^-(G)$ as the morphism of $\mathbb{Z}[U_{O_1}, \dots, U_{O_{n+k}}]$ -modules defined on the generators by

$$\forall I \in \{0, 1\}^{k-1}, \varphi(x) = \begin{cases} x - h(x) & \text{if } x \in C^-(G_{I(i:0)}) \\ x & \text{otherwise} \end{cases}.$$

Lemma 4.1. *The map $\varphi: (C^-(G), \partial) \rightarrow (C^-(G), \partial')$ is an isomorphism of chain complexes.*

Contrary to most maps in this thesis, the map φ is indeed commuting with differentials and not anti-commuting.

Proof. Using a simple calculus, proving that the map φ commutes with the differentials can be reduced to proving that for all $I \in \{0, 1\}^{k-1}$ and all generator $x \in C^-(G_{I(i:0)})$

$$\partial(x) - \partial'(x) = h \circ \partial(x) - \partial' \circ h(x).$$

Then, the proof is similar to the proof of Proposition 2.8 (§43). When sharing a corner, a rectangle and a small spike give a pentagon, a pentagon and a small spike give an hexagon and, finally, hexagons and spikes cannot share a corner.

The fact that φ is a bijection is clear. □

The two chain complexes are isomorphic, so they share the same homology.

4.2 Stabilization/Destabilization

Now, we consider the following stabilization move:

G

\rightarrow

G_s

(II.7)

We label by 1 the new \circ -decoration and by 2 the one which is lying on the same row than the initial \times -decoration.

According to the nature of the initial decoration and to the square which is left empty after stabilization, there are seven others cases. Nevertheless, *mutatis mutandis*, the proof remains valid for all of them.

According to the restrictions on (de)stabilizations given in paragraph 31, O_1 does not belong to a singular column.

Here, the proof follows the same lines than in section 3.2 of [MOST06]. We recall the broad outlines of it.

56 Invariance for regular link Floer homology

i) Description of $C^-(G)$ using G_s Every generator of $C^-(G)$ can be seen as drawn on G_s by adding x_0 , the dot located at the south-west corner of O_1 (see the dot in (II.7)). The gradings are the same and the differential is given by ignoring the conditions involving O_1 and x_0 *i.e.* rectangles may contain x_0 in their interior (but not in their boundaries) and there is no multiplication by U_1 .

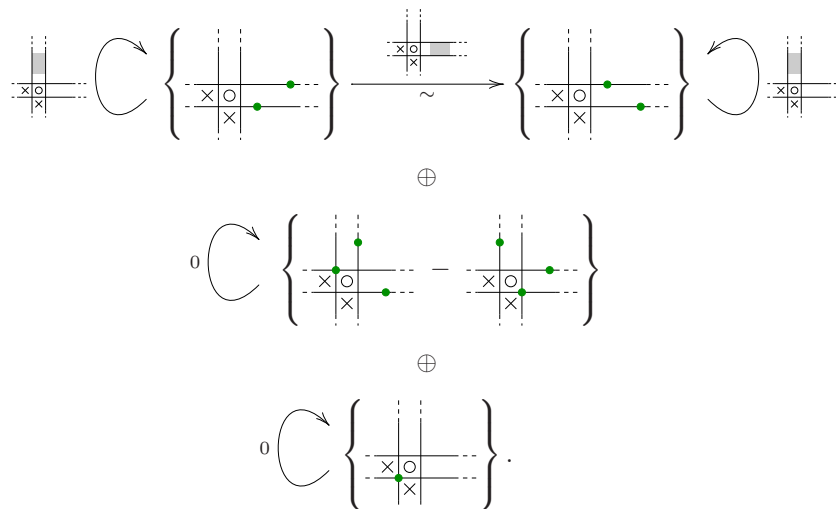
ii) Description of $H^-(G)$ involving U_1 The chain map $C^-(G)$ is quasi-isomorphic to the mapping cone $C = C_1[1] \oplus C_2$ of the map

$$C_1 \simeq (C^-(G) \otimes \mathbb{Z}[U_1]) \{-1\}[-2] \xrightarrow{\times(U_2-U_1)} C^-(G) \otimes \mathbb{Z}[U_1] \simeq C_2 .$$

Hence, it is sufficient to define a quasi-isomorphism from $C^-(G_s)$ to C .

iii) Simplifying filtration There are filtrations on $C^-(G_s)$ such that the associated graded differential is the sum only over thin rectangles which are contained in the row or in the column through O_1 and which do not contain O_1 or any X .

iv) Graded quasi-isomorphism The associated graded chain complex has then the following decomposition in subcomplexes (details about the notation used here are given in Appendix A):



This allows us to define a graded chain map $F_{gr} : C^-(G_s) \rightarrow C$ by

$$F_{gr} := \left\{ \begin{array}{l} \begin{array}{ccc} \begin{array}{|c|c|} \hline \times & \circ \\ \hline \times & \circ \\ \hline \end{array} & \xrightarrow{Id} & \begin{array}{|c|c|} \hline \times & \circ \\ \hline \times & \circ \\ \hline \end{array} \in C_1[1] \\ \\ \begin{array}{ccc} \begin{array}{|c|c|} \hline \times & \circ \\ \hline \times & \circ \\ \hline \end{array} & \xrightarrow{\begin{array}{c} \begin{array}{|c|c|} \hline \times & \circ \\ \hline \times & \circ \\ \hline \end{array} \\ \hline \end{array}} & \begin{array}{|c|c|} \hline \times & \circ \\ \hline \times & \circ \\ \hline \end{array} \in C_2 \\ \\ \begin{array}{ccc} \begin{array}{|c|c|} \hline \times & \circ \\ \hline \times & \circ \\ \hline \end{array} & \xrightarrow{\quad} & zero \end{array} \end{array} \right. .$$

It is obviously a quasi-isomorphism for the associated graded chain complexes.

v) **Filtrated extension of F_{gr}** The map F_{gr} can be extended to a map $F : C^-(G_s) \rightarrow C$ of filtrated chain complexes. Essentially, commutativity of F with rectangles which are empty except concerning x_0 which is actually contained in their interior (*i.e.* rectangles embedded in the grid G_s which are involved in the differential associated to G as described in i) but not in the differential associated to G_s) imposes inductively additional terms in the definition of F .

vi) **Filtrated quasi-isomorphism** Corollary. 1.14 (§11) completes the proof.

Points i), ii) and v) extend trivially to the singular case.

57 Crushing filtration

Concerning the filtration of the point iii), we give an alternative construction than the one given in [MOST06].

Let x be a generator of $C^-(G_s)$. By construction, the extra column and row in G_s can be crushed in order to get back to G . If doing this with x drawn on the grid, it gives a set \tilde{x} of dots which is almost a generator of $C^-(G)$ except that one horizontal and one vertical lines have two dots on it. It may happen that two dots merge, the resulting dot is then counted with multiplicity two.

We perform a few cyclic permutations of the rows and columns in such a way that these singular vertical and horizontal grid lines are on the border of the grid. The upper right corner of the grid is then filled with an X denoted by X_* .

Contrary to the convention used until this point, we draw dots of the extremal grid lines on the rightmost and uppermost ones.

Now, we can consider

$$M_G(x) := M_{\mathbb{O}_G}(\tilde{x}) + \#0(I)$$

where \mathbb{O}_G is the set of \mathbb{O} -decorations of G , $M_{\mathbb{O}_G}$ is defined in paragraph 18 and I is the element of $\{0, 1\}^k$ such that $x \in C^-(G_I)$.

Then, we consider the graded differential $\tilde{\partial}$ associated to the Alexander filtration and to the \mathbb{O} -filtration for all $O \in \mathbb{O}$ (see §27).

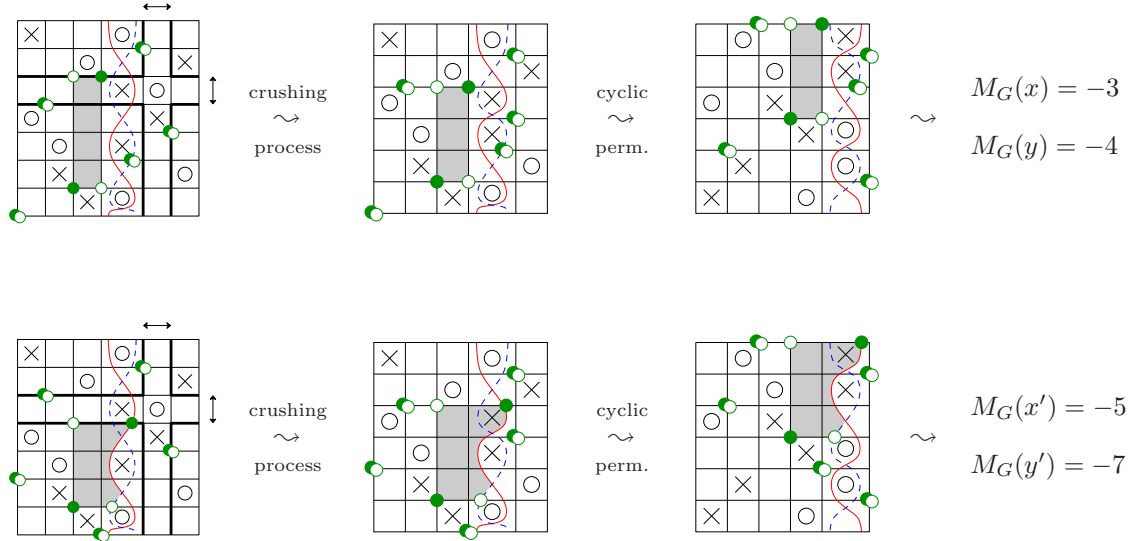


Figure II.18: Crushing row and column: dark dots describe the initial generators x and x' while hollow ones describe the final ones y and y' . Polygons are depicted by shading.

Proposition 4.2. M_G defines a filtration on $(C^-(G_s), \tilde{\partial})$. Moreover, the associated graded differential corresponds to the sum over rectangles which are contained in the row or in the column through O_1 and which do not contain O_1 or any X .

Proof. Let x and y be two generators of $C^-(G_s)$.

In the crushing process, any empty rectangle ρ on G_s containing no decoration gives rise to an empty rectangle $\tilde{\rho}$ on G which is also empty of decoration except, possibly, X_* . It may happen that a dot is pushed into its border, but not into its interior.

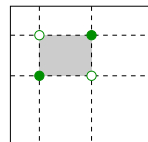
If ρ is connecting x to y , then $\tilde{\rho}$ is connecting \tilde{x} to \tilde{y} .

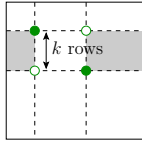
It may happen that ρ is totally flattened during the crushing process. Then $\tilde{x} = \tilde{y}$ and $M_G(x) = M_G(y)$. We suppose now that $\tilde{\rho}$ is not flat. Since X_* does not interfere with M_G , the fact that $\tilde{\rho}$ contains it or not, does not matter.

Here, the value M_G is not invariant under cyclic permutations of rows and columns. Then we cannot assume that $\tilde{\rho}$ is not ripped. Anyway, we can check independantly all the cases.

If $\tilde{\rho}$ is not ripped and does not have any extra dot on its border, then we can apply the same arguments than in the proof of Proposition 3.4 (§20).

Hence, we have $M_G(y) = M_G(x) - 1$.

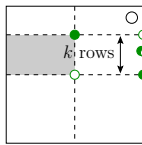
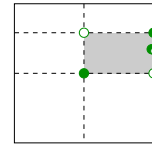




If $\tilde{\rho}$ is horizontally ripped in two then we can use the same reasoning but applied to its horizontal complement. Since $\tilde{\rho}$ is empty, containing no decorations, its complement must contain k O 's and $k - 1$ dots, where k is the height of $\tilde{\rho}$.

Then, we obtain $M_G(y) = M_G(x) + 1 + 2(k - 1) - 2k = M_G(x) - 1$.

If $\tilde{\rho}$ has an extra dot on its right border, then there is an extra term in $\mathcal{I}(\tilde{x}, \tilde{x})$ which does not appear in $\mathcal{I}(\tilde{y}, \tilde{y})$.
As a result, $M_G(y) = M_G(x) - 2$.



If $\tilde{\rho}$ has an extra dot on its left border, we consider, here again, its horizontal complement $\tilde{\rho}'$. Now, the extra term appears in $\mathcal{I}(\tilde{y}, \tilde{y})$ but, on the other hand, $\tilde{\rho}$ contains only $k - 2$ dots in its interior.

Finally, $M_G(y) = M_G(x) + 2 + 2(k - 2) - 2k = M_G(x) - 2$.

Vertical ripping can be treated in the same way.
At last, because of O_1 , a rectangle cannot be ripped in four pieces.

Concerning pentagons and hexagons, problems occur when the crushed column and row do contain possible peaks. However, because of the restrictions given in paragraph 31, the crushed column cannot contain any of them and, if necessary, it is always possible to choose arcs α 's and β 's such that no peak belongs to the crushed row. This precaution being taken, everything works the same.

The graduation M_G induces then a filtration on $(C^-(G_s), \tilde{\partial})$. Furthermore, it is clear that M_G is only preserved by rectangles which are flattened during the crushing process. This corresponds exactly to rectangles contained in the row or in the column through O_1 . □

The point iv) holds without any change.

58 Extension of F_{gr}

Concerning the extension of F_{gr} to F , the ins and outs are, once again, the same. This leads to a similar map than in [MOST06], except that some peaks may have been added to the vertical boundary lines. However, this does not change the combinatorics of such domains as soon as we add a minus sign for each peak pointing toward the left.
Hence, the chain map F is defined as the sum over polygons described in Figure II.19.

4.3 Regular commutation

By a regular commutation, we mean a commutation move which involves only regular objects like rows or regular columns.

The proof will be a combination of constructions and proofs made earlier in this paper or in [MOST06].

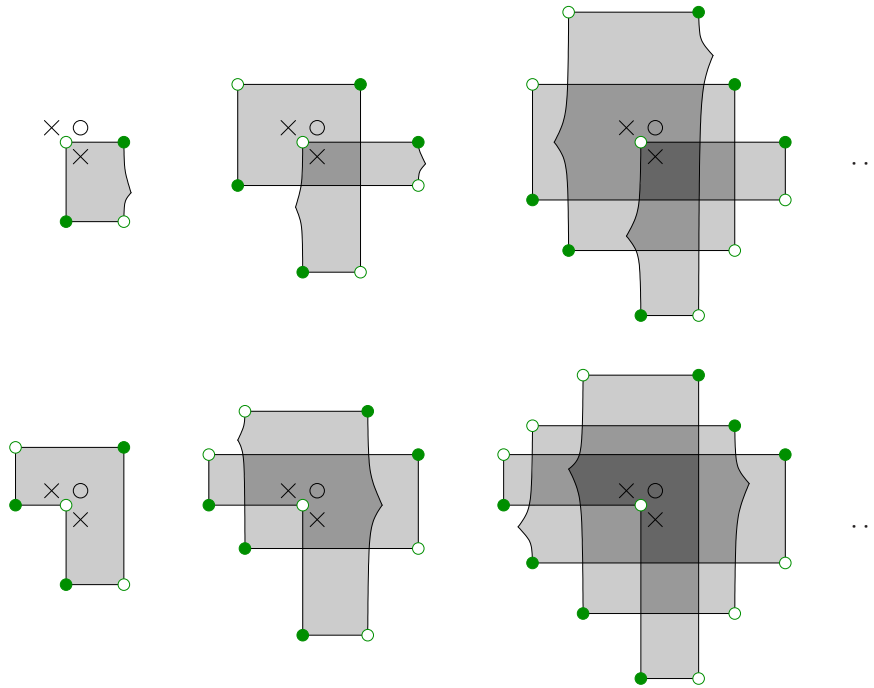


Figure II.19: Function F : dark dots describe the initial generator while hollow ones describe the final one. Polygons are depicted by shading. Generators of $C^-(G_s)$ are connected to generators of C_2 by polygons in the top row and to generators of $C_1[1]$ by polygons in the second row. The second row contains also the trivial domain which does not move any dot. There is a canonical way to decompose any such domain \mathcal{D} in a juxtaposition of rectangles, pentagons and hexagons. Signs are then given by multiplying the signs assigned to all these polygons and then switching it m times where m is the number of peaks pointing to the left in \mathcal{D} .

59 Commutation map

Since the decorations of one of the two commuting columns are strictly above the decorations of the other one, the move can be seen as replacing a distinguished vertical grid line α by a different one β , as pictured below:



We denote by G_α and G_β the corresponding grids. Using the striking similarity between pictures (II.8) and (II.1) (§38), we can define *pentagons* and *hexagons* as in paragraphs 39 and 48, using hence the same terminology, but with the condition that at least one of their peaks relies on $\alpha \cap \beta$. However, there is no ambiguity here of which point in $\alpha \cap \beta$ should be used as a peak.

For all generators x of $C^-(G_\alpha)$ and y of $C^-(G_\beta)$, we denote by $\text{Pol}^\circ(x, y)$ the set of such empty pentagons and hexagons connecting x to y .

Then, we can set the map $\phi_{\alpha\beta}: C^-(G_\alpha) \rightarrow C^-(G_\beta)$ as the morphism of $\mathbb{Z}[U_{O_1}, \dots, U_{O_n}]$ -modules defined on the generators by

$$\phi_{\alpha\beta}(x) = \sum_{\substack{y \text{ generator} \\ \text{of } C^-(G_\beta)}} \sum_{\pi \in \text{Pol}^\circ(x, y)} \varepsilon(\pi) U_{O_1}^{O_1(\pi)} \dots U_{O_n}^{O_n(\pi)} \cdot y,$$

where the sign $\varepsilon(\pi)$ is defined as in section 42.

Contrary to the definition of f , the arcs α and β play symmetric roles.

The map $\phi_{\alpha\beta}$ is a filtered chain map. The points which should be checked to prove the anti-commutativity with the differentials and to prove that it preserves Maslov grading and Alexander filtration have already been checked in the proof of 3.6 (§52).

60 Resolution filtration

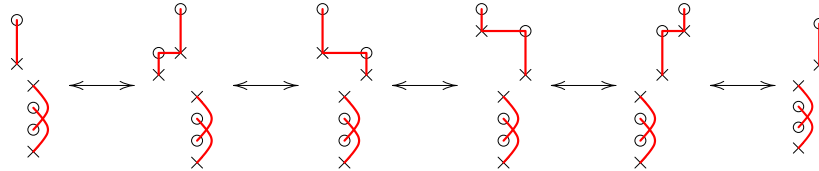
Now, we can consider the filtration induced by the third grading on $C^-(G)$ defined in Remark 3.5 (§51) which counts the singular columns positively resolved. The differentials and the map $\phi_{\alpha\beta}$ clearly preserve this filtration. Moreover, the associated graded chain complexes are the direct sums of the chain complexes associated to every desingularized grid, and, restricted to any of these subcomplexes, the graded map associated to $\phi_{\alpha\beta}$ is the eponyme morphism defined in [MOST06]. In the latter, it is proved that it is a quasi-isomorphism. The proof follows the same lines than in paragraph 78, except that, in the present case, the inverse map does preserve the Alexander filtration.

Finally, Corollary 1.14 (§11) completes the proof.

The same arguments can be applied to the case of rows commutations.

61 Case of a single double point

The result for a regular commutation is sufficient to deal with links with a single double point. Actually, a commutation of the singular column with a regular one can be replaced by regular commutations and cyclic permutations:



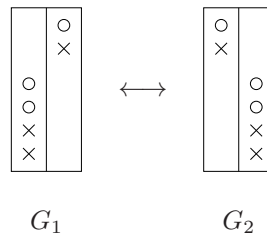
4.4 Semi-singular commutation

Now, we consider the commutation of a regular column with a singular one.

62 Reduction of the cases

Even if it means to perform first a few cyclic permutations of the rows, we can assume that the decorations of the regular column are all above the decorations of the singular one. It will be clear in the proof that the order in which the regular X and the regular O are placed has no incidence.

On the other hand, the proof will depend on the order in which the singular decorations are placed. Nevertheless, as shown in the Figure II.20, up to rows and regular columns commutations, cyclic permutations and (de)stabilizations, it is possible to replace a semi-singular commutation move by another one with the four singular decorations cyclically permuted. Hence, it is sufficient to deal with the following case:



63 Multi-combined grid

Here again, the commutation move can be seen as the replacement of distinguished vertical grid lines, but in a more sophisticated way. As illustrated in Figure II.21, we choose a set of arcs such that G_1 (resp. G_2) is obtained by considering the arcs indexed by 1 (resp. 2) only.

We denote respectively by ∂_1^- and ∂_2^- the differentials of the corresponding chain complexes. The map $f_{\alpha_1}^{\beta_1}$ (resp. $f_{\alpha_2}^{\beta_2}$) is the part of ∂_1^- (resp. ∂_2^-) which corresponds to pentagons and hexagons with at least one peak on $\alpha_1 \cap \beta_1$ (resp. $\alpha_2 \cap \beta_2$).

Now, we also consider the two intermediate states defined by the sets of arcs (α_1, α_2) and (β_1, β_2) . We denote by, respectively, ∂_α^- and ∂_β^- the associated differentials. These intermediate states can be seen as the result of commutations of regular columns. With this point of view, we consider the maps $\phi_{\gamma_1 \alpha_2}$, $\phi_{\alpha_1 \gamma_2}$, $\phi_{\gamma_1 \beta_2}$ and $\phi_{\beta_1 \gamma_2}$ defined in paragraph 59. They anti-commute with the differentials but **not** with $f_{\alpha_1}^{\beta_1}$ and $f_{\alpha_2}^{\beta_2}$. Figure II.22 summarizes all the chain complexes

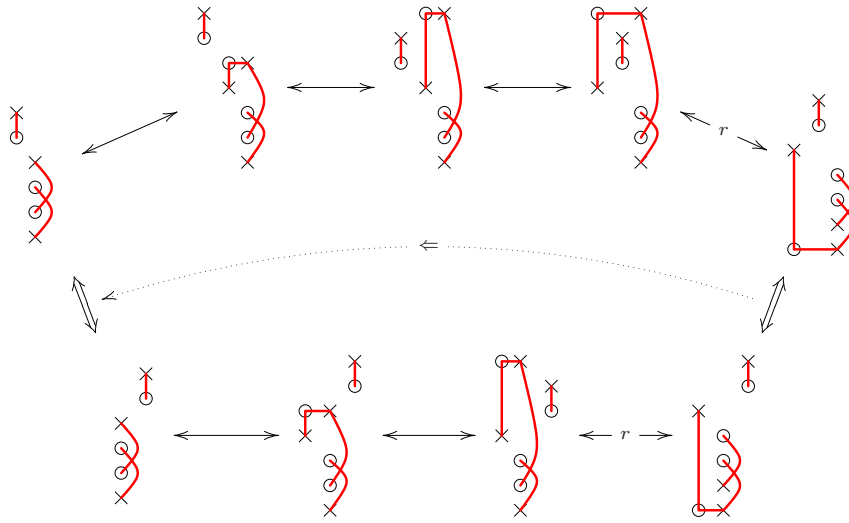


Figure II.20: Cyclic permutations of the four singular decorations: Simple arrows stand for a combination of regular commutations and cyclic permutations of the rows when they are r -labeled and of regular commutations and (de)stabilizations when they are unlabeled. Double arrows stand for non regular commutations.

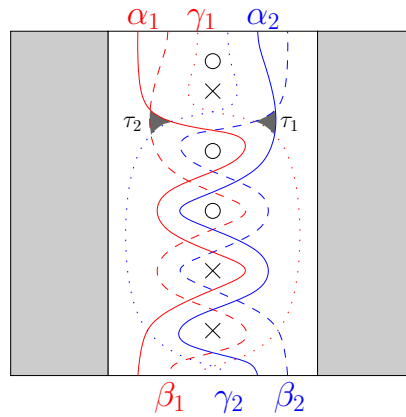


Figure II.21: Commutation of a regular and a singular columns: the arcs are chosen in such a way that the two dark shaded triangles τ_1 and τ_2 as well as the losange located between them are lying between the same two consecutive horizontal grid lines.

and the chain maps between them.

As in paragraph 50, we will adjust the commutativity defect of this diagram by adding large diagonal maps ϕ_R , ϕ_L and ϕ_{ex} .

64 Pentagons and hexagons again

To define these maps, we consider combinations of polygons. We denote by G_{Comb} the multi-combined grid with all arcs α 's, β 's and γ 's and by $\mathcal{T}_{Comb} := \mathcal{T}_{G_{Comb}}$ the torus obtained by identi-

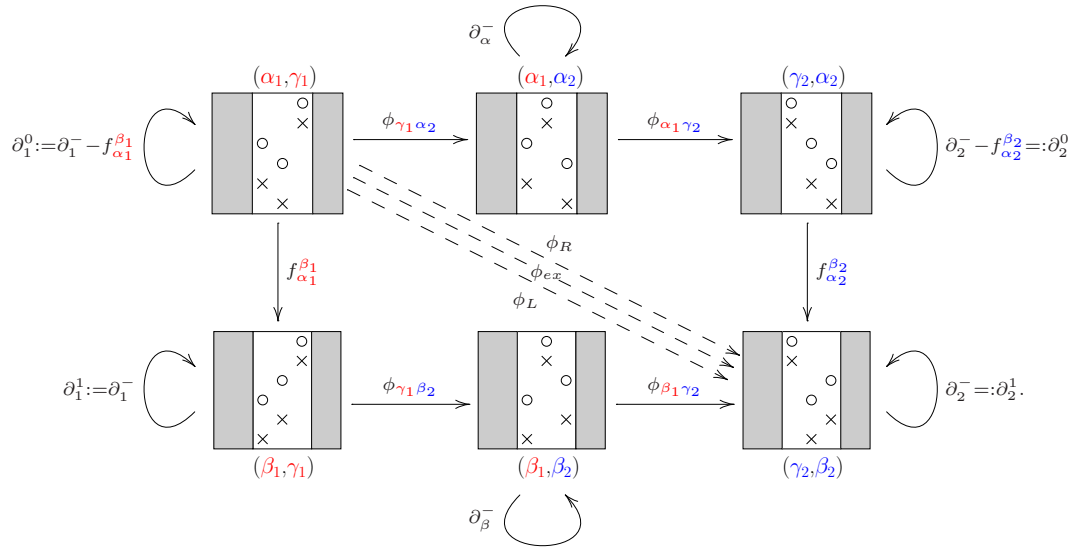


Figure II.22: Decomposition of a semi-singular commutation into regular ones

fying its boundary components.

We denote by E the set of n dots arranged on the intersections of lines and arcs of G_{Comb} .

Let x and y be two elements of E . A *pentagon* (resp. *hexagon*) of *type R* connecting x to y is a pentagon (resp. hexagon) connecting x to y as defined in paragraph 39 (resp. 48) with $\alpha_1 \cap \gamma_2 \cap \tau_2$ as a peak.

Mutatis mutandis, we define *pentagons* and *hexagons* of *type L* by substituting $\gamma_1 \cap \beta_2 \cap \tau_1$ to $\alpha_1 \cap \gamma_2 \cap \tau_2$

We denote by $\text{Pol}_R^\circ(x, y)$ and $\text{Pol}_L^\circ(x, y)$ the sets of empty pentagons and hexagons of *type R* or *L* connecting x to y .

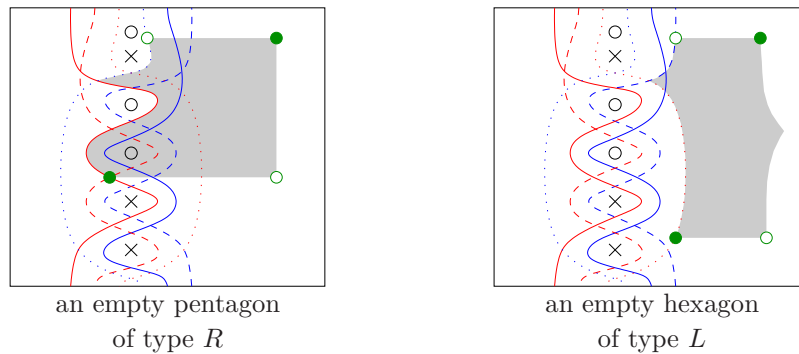


Figure II.23: Examples of polygons: dark dots describe the generator x while hollow ones describe y . Polygons are depicted by shading.

65 New kinds of polygons

Now, we need to define some new hexagons which are more in the spirit of hexagons described in [MOST06]. To distinguish them, we will write it \mathfrak{h} hexagons.

Let x and y be elements of E . An \mathfrak{h} hexagon of type R (resp. of type L) connecting x to y is an embedded hexagon η in \mathcal{T}_{Comb} which satisfies:

- edges of η are embedded in the grid lines (including α_l 's, β_l 's and γ_l 's);
- the intersection $\alpha_2 \cap \tau_1$ (resp. $\beta_1 \cap \tau_2$) is a whole edge e of η ;
- running positively along the boundary of η , according to the orientation of η inherited from the one of \mathcal{T}_{Comb} , the next four corners of η after the edge e are, alternatively, points of x and y ;
- except on $\partial\eta$, the sets x and y coincide;
- the interior of η does not intersect α_2 (resp. β_1) in a neighborhood of e .

Remark 4.3. Since an \mathfrak{h} hexagon is embedded and has more than three vertices, the triangles τ_1 or τ_2 cannot lie inside. Moreover, it must contain a unique vertical edge connecting an element of x to an element of y .

By adding a third peak, belonging to another remote singular column, on the free vertical edge of an \mathfrak{h} hexagon η , we define \mathfrak{h} eptagons of the same type and connecting the same elements of E than η .

An \mathfrak{h} hexagon or an \mathfrak{h} eptagon η connecting x to y is *empty* if $\text{Int}(\eta) \cap x = \emptyset$. We denote respectively by $\mathfrak{Pol}_R^\circ(x, y)$ and $\mathfrak{Pol}_L^\circ(x, y)$ the sets of empty \mathfrak{h} hexagons and \mathfrak{h} eptagons of type R and L connecting x to y .

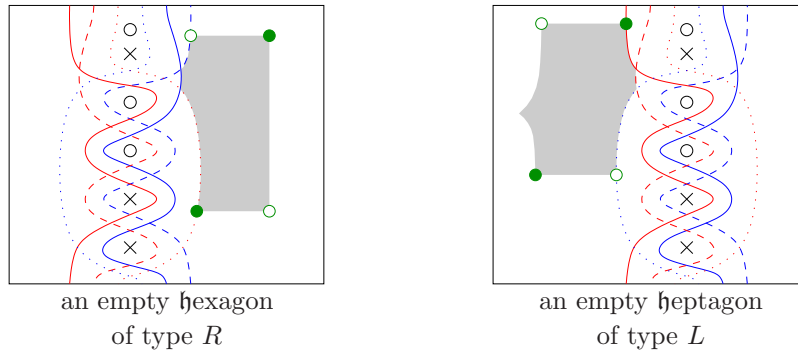


Figure II.24: Examples of \mathfrak{p} olygons: dark dots describe the generator x while hollow ones describe y . Polygons are depicted by shading.

Finally, we define \mathcal{H} as the following exceptional thin hexagon:



For any generators $x \in C^-(G_{\gamma_1, \alpha_1})$ and $y \in C^-(G_{\gamma_2, \beta_2})$, we say that \mathcal{H} connects x to y if

- i) x and y coincide except on $\partial\mathcal{H}$;
- ii) $x \cap \mathcal{H}$ and $y \cap \mathcal{H}$ are respectively the dark and the hollow dots in the picture (II.9).

We also say that x is a starting point for \mathcal{H} to y . The generator y is then determined by x .

66 Signs for polygons

Under the condition that y is a generator of $C^-(G_{\gamma_2\beta_2})$, any element π of $\text{Pol}_R^\circ(x, y)$ or $\text{Pol}_L^\circ(x, y)$ can be filled with one spike in case of a pentagon or two if it is an hexagon, in order to get a rectangle $\phi(\pi)$ in $G_{\gamma_2\beta_2}$ (compare Prop. 2.5, §41 or Prop. 3.3, §49).

Likewise, if x is a generator of $C^-(G_{\alpha_1\gamma_1})$, any element π of $\mathfrak{Pol}_R^\circ(x, y)$ or $\mathfrak{Pol}_L^\circ(x, y)$ can be filled to a rectangle $\phi(\pi)$ in $G_{\alpha_1\alpha_2}$.

In all cases, we can associate a sign $\varepsilon(\pi) = \varepsilon(\phi(\pi))$ if π has an even number of peaks pointing toward the left and $-\varepsilon(\phi(\pi))$ otherwise.

Since it has a unique peak pointing to the left, we set $\varepsilon(\mathcal{H}) = -1$.

67 Combinations of polygons

Now, we can set the maps $\phi_R, \phi_L, \phi_{ex}: C^-(G_{\gamma_1, \alpha_1}) \rightarrow C^-(G_{\gamma_2, \beta_2})$ which are the morphisms of $\mathbb{Z}[U_{O_1}, \dots, U_{O_n}]$ -modules defined on the generators by

$$\phi_R(x) = \sum_{\substack{y \text{ generator} \\ \text{of } C^-(G_{\gamma_2, \beta_2}) \\ M(y)=M(x) \\ A(y)\leq A(x)}} \sum_{z \in E} \sum_{\substack{p_1 \in \text{Pol}_R^\circ(x, z) \\ p_2 \in \mathfrak{Pol}_R^\circ(z, y)}} \varepsilon(p_1)\varepsilon(p_2)U_{O_1}^{O_1(p_1)+O_1(p_2)} \dots U_{O_n}^{O_n(p_1)+O_n(p_2)} \cdot y,$$

$$\phi_L(x) = \sum_{\substack{y \text{ generator} \\ \text{of } C^-(G_{\gamma_2, \beta_2}) \\ M(y)=M(x) \\ A(y)\leq A(x)}} \sum_{z \in E} \sum_{\substack{p_1 \in \text{Pol}_L^\circ(x, z) \\ p_2 \in \mathfrak{Pol}_L^\circ(z, y)}} \varepsilon(p_1)\varepsilon(p_2)U_{O_1}^{O_1(p_1)+O_1(p_2)} \dots U_{O_n}^{O_n(p_1)+O_n(p_2)} \cdot y,$$

$$\phi_{ex}(x) = \begin{cases} \varepsilon(\mathcal{H})U_{O_1}^{O_1(\mathcal{H})} \dots U_{O_n}^{O_n(\mathcal{H})} y & \text{if } x \text{ is a starting point to } y \\ 0 & \text{otherwise} \end{cases}.$$

Moreover, we denote by, respectively, F_T and F_B the compositions $\phi_{\alpha_1\gamma_2} \circ \phi_{\gamma_1\alpha_2}$ and $\phi_{\beta_1\gamma_2} \circ \phi_{\gamma_1\beta_2}$.

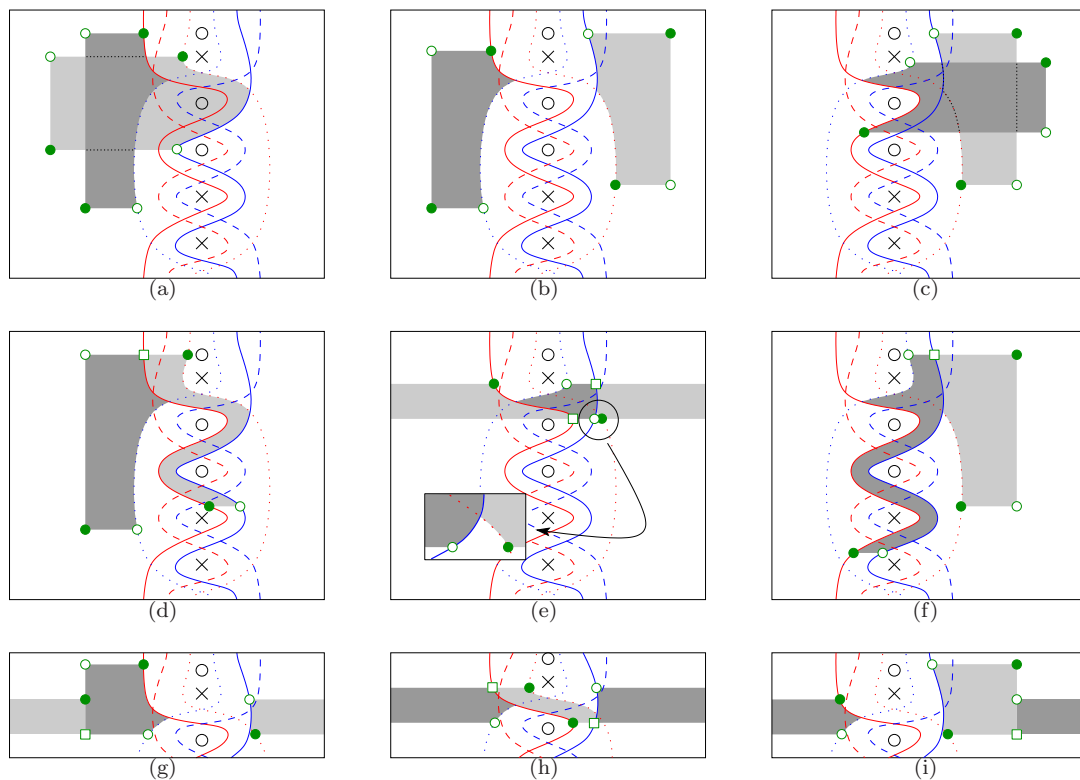
68 Semi-singular commutation chain map

Having set down all the notation, we can now define $\psi: C_1^- \rightarrow C_2^-$ as

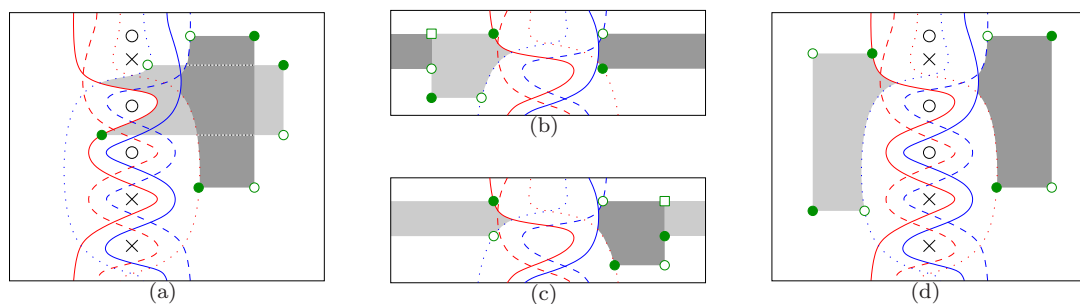
$$\psi(x) = \begin{cases} F_T(x) - \phi_R(x) + \phi_L(x) - 2\phi_{ex} & \text{if } x \in C^-(G_{\gamma_1\alpha_1}) \\ F_B(x) & \text{if } x \in C^-(G_{\gamma_1\beta_1}). \end{cases}$$

Proposition 4.4. *The map ψ is a filtrated chain map.*

Contrary to most maps in this thesis, the map ψ is indeed commuting with differentials and not anti-commuting.



A. Configurations occurring in F_H



B. Configurations occurring in ϕ_R

Figure II.25: Configurations of polygons: Dark dots describe the initial generator while hollow ones describe the final one. Squares describe intermediate states. Polygons are depicted by shading. The lightest is the first to occur whereas the darkest one is the last. Polygons are stacked in an opaque way.

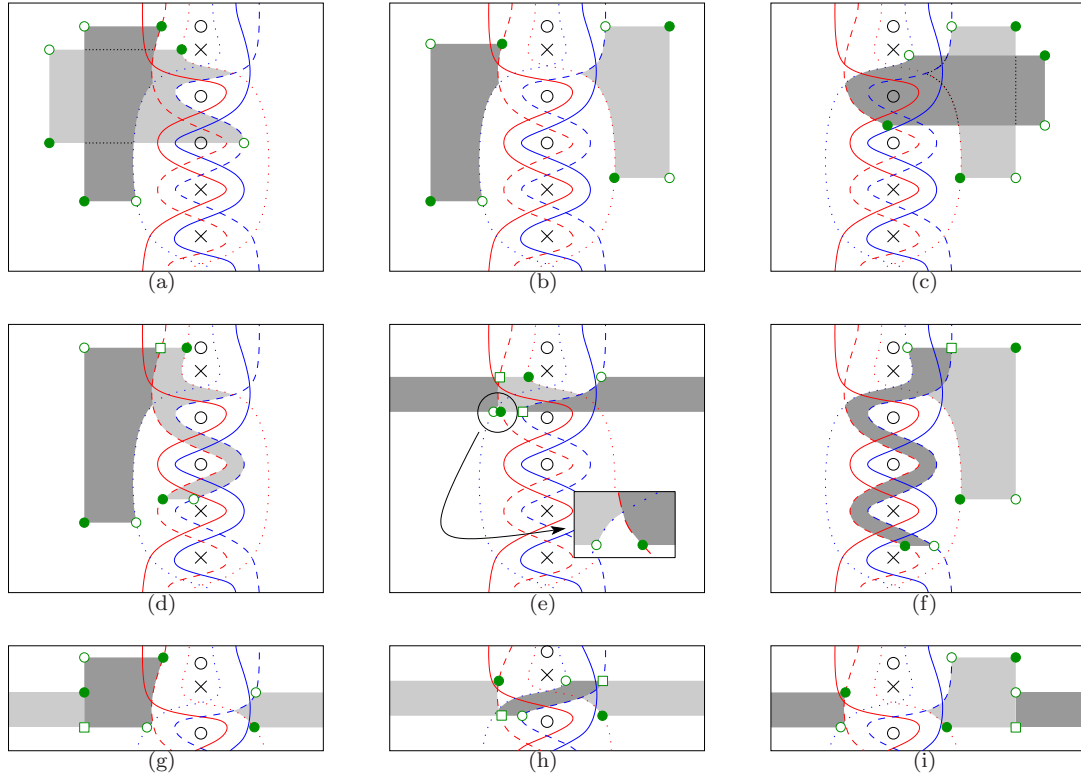
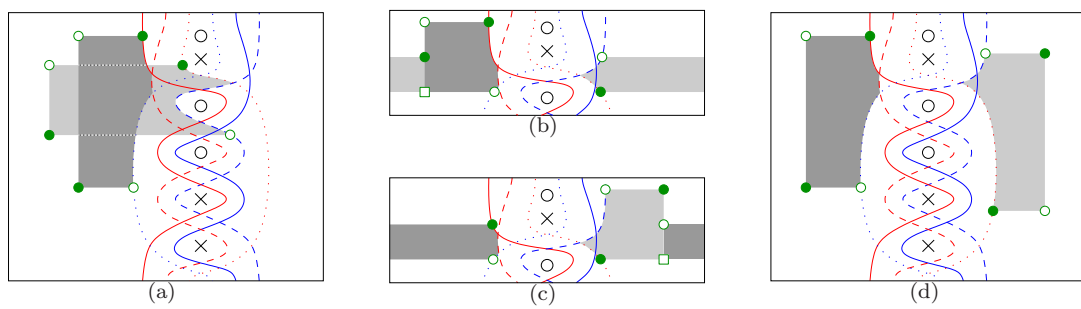
C. Configurations occurring in F_B D. Configurations occurring in ϕ_L

Figure II.25: Configurations of polygons: Dark dots describe the initial generator while hollow ones describe the final one. Squares describe intermediate states. Polygons are depicted by shading. The lightest is the first to occur whereas the darkest one is the last. Polygons are stacked in an opaque way.

Proof. The fact that ψ respects the grading and the filtration holds by construction.

The goal is now to prove

$$\partial_2^- \circ \psi - \psi \circ \partial_1^- = 0.$$

We already know that

$$\begin{aligned} F_T \circ \partial_1^0 &= \phi_{\alpha_1 \gamma_2} \circ \phi_{\gamma_1 \alpha_2} \circ \partial_1^0 \\ &= -\phi_{\alpha_1 \gamma_2} \circ \partial_\alpha^- \circ \phi_{\gamma_1 \alpha_2} \\ &= \partial_2^0 \circ \phi_{\alpha_1 \gamma_2} \circ \phi_{\gamma_1 \alpha_2} = \partial_2^0 \circ F_T. \end{aligned}$$

Similarly, $F_B \circ \partial_1^1 = \partial_2^1 \circ F_B$.

It remains to check terms which cross the diagram from $C^-(G_{\alpha_1 \gamma_1})$ to $C^-(G_{\gamma_2 \beta_2})$. First we set up a list of the possible configurations for F_T , F_B , ϕ_R and ϕ_L . This is done in Figure II.25.

Then, it remains to compose these maps with $f_{\alpha_1}^{\beta_1}$, $f_{\alpha_2}^{\beta_2}$, ∂_1^0 or ∂_2^1 . Most terms cancel two by two for similar reasons than in the proof of Theorem 3.6 (§21). But besides this, there are 144 special cases which can be gathered in 72 cancelling *par nobile fratrum*. An example for each cancelling process is given in Figure II.26.

However, signs should be checked. There are several ways for a minus sign to occur :

Order when one side is an element of $\partial_2^- \circ \psi$ whereas the other one belongs to $\psi \circ \partial_1^-$;

Configuration when the signs associated to the two configurations of polygons differ. To compute it, one can use the description of the differential given in paragraph 26. But in most cases, it is more convenient to add spikes in order to get rectangles and then translate them in a common grid. This can be done since the sign does not depend on the decorations. Then, we can consider paths of configuration using the elementary moves occuring in the proof of Theorem 3.6 (§21), *i.e.*

- commuting the order of occurrence of two consecutive polygons with disjoint sets of corners;
- commuting two L-decompositions.

Each of them switch signs;

Peaks when the parities of the numbers of peaks pointing to the left differ;

Maps when ϕ_R or ϕ_{ex} is involved since they appear with a minus sign in the definition of ψ .

Now, we can draw up a summary table:

	fig.(a)	fig.(b)	fig.(c)	fig.(d)	fig.(e)	fig.(f)	fig.(g)	fig.(h)	fig.(i)	fig.(j)	fig.(k)	fig.(l)
Order	-	-	+	-	+	-	-	+	-	-	+	+
Configuration	+	-	+	-	+	-	+	-	+	+	-	+
Peaks	-	-	+	+	+	+	+	+	+	-	-	-
Maps	-	+	-	-	-	-	+	+	+	-	-	+

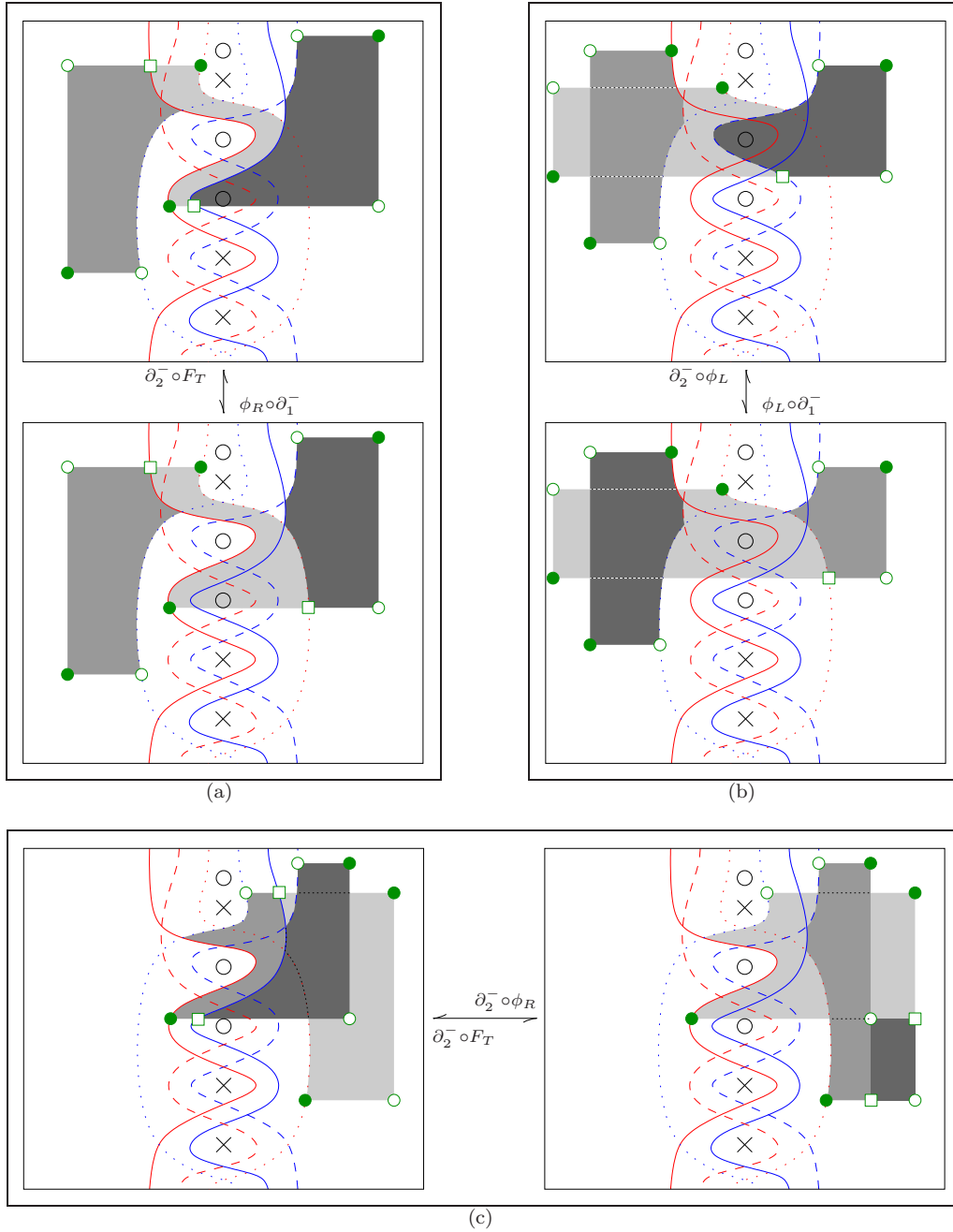


Figure II.26: Special cancelling pairs: Dark dots describe the initial generator while hollow ones describe the final one. Squares describe intermediate states. Polygons are depicted by shading. The lightest is the first to occur whereas the darkest one is the last. Polygons are stacked in an opaque way. For each configuration, we indicate to which part of $\partial_2^- \circ \psi - \psi \circ \partial_1^-$ it belongs.

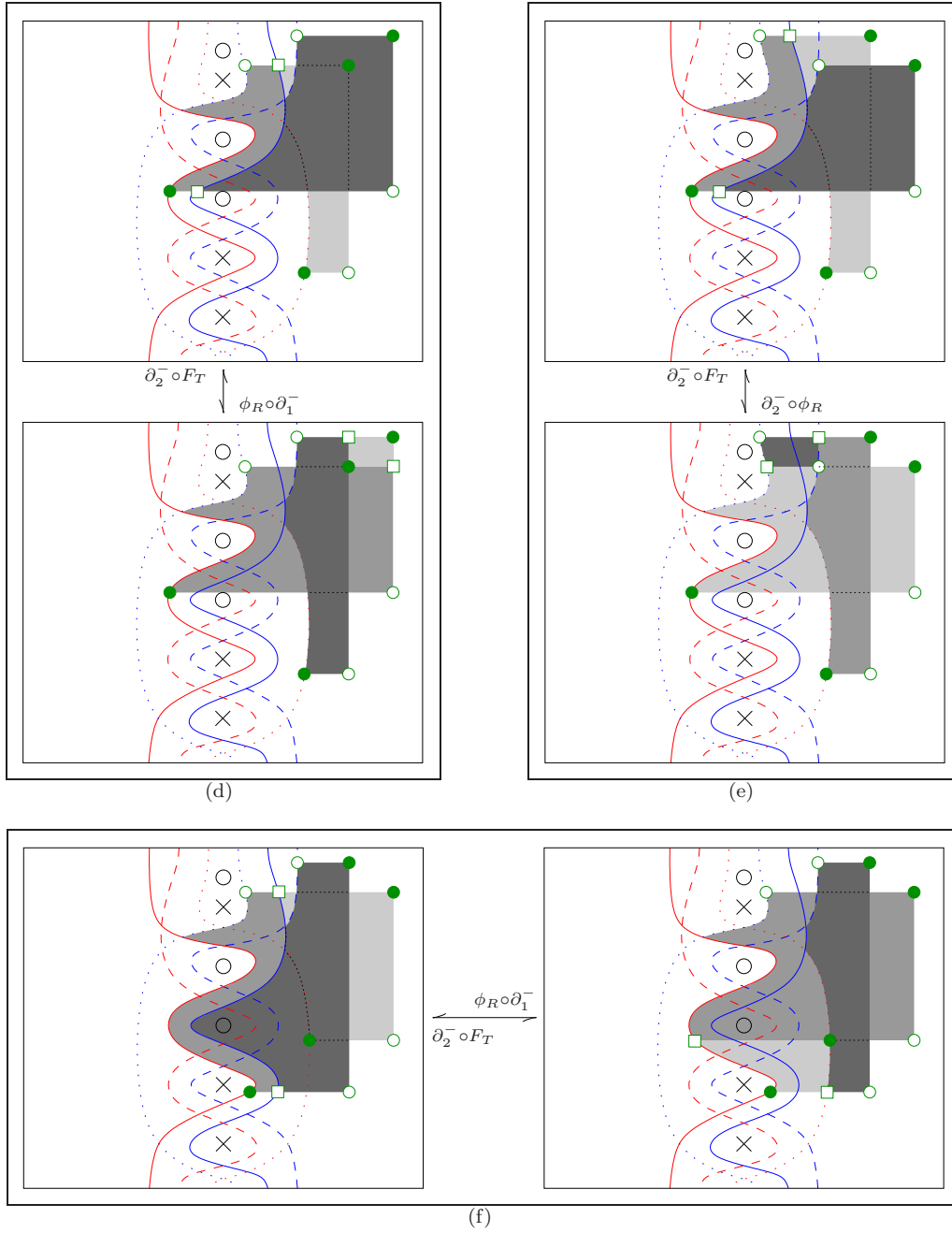


Figure II.26: Special cancelling pairs: Dark dots describe the initial generator while hollow ones describe the final one. Squares describe intermediate states. Polygons are depicted by shading. The lightest is the first to occur whereas the darkest one is the last. Polygons are stacked in an opaque way. For each configuration, we indicate to which part of $\partial_2^- \circ \psi - \psi \circ \partial_1^-$ it belongs.

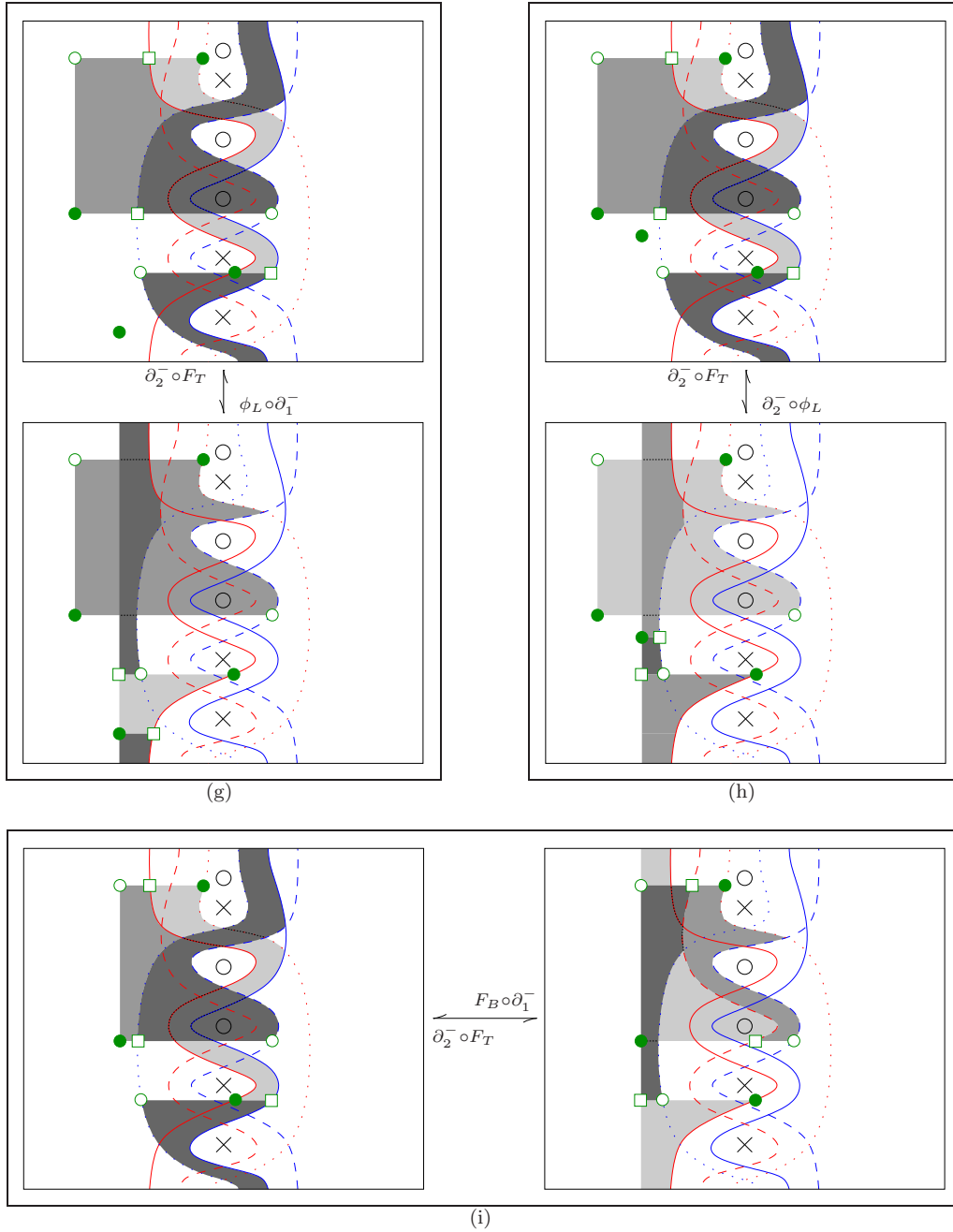


Figure II.26: Special cancelling pairs: Dark dots describe the initial generator while hollow ones describe the final one. Squares describe intermediate states. Polygons are depicted by shading. The lightest is the first to occur whereas the darkest one is the last. Polygons are stacked in an opaque way. For each configuration, we indicate to which part of $\partial_2^- \circ \psi - \psi \circ \partial_1^-$ it belongs.

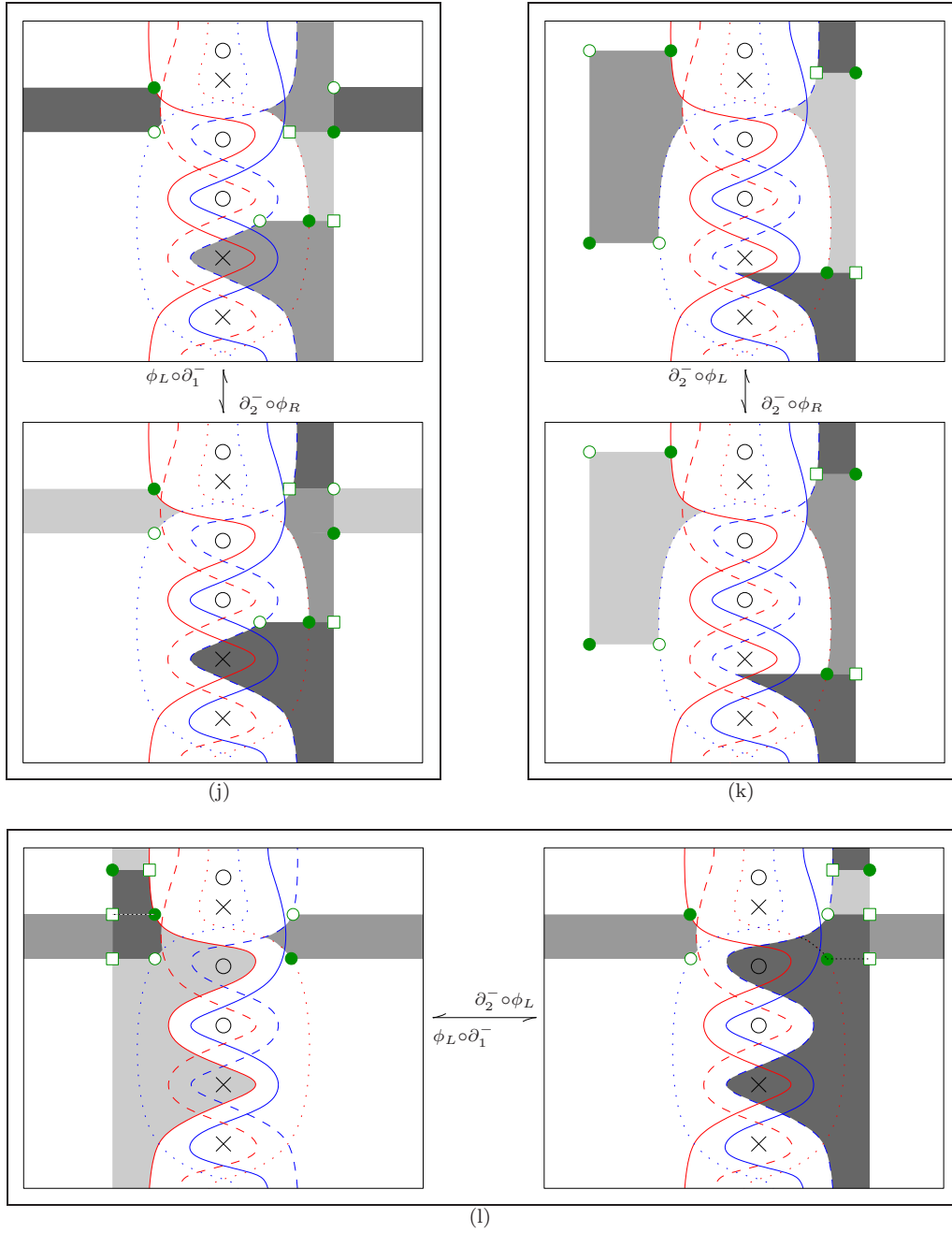


Figure II.26: Special cancelling pairs: Dark dots describe the initial generator while hollow ones describe the final one. Squares describe intermediate states. Polygons are depicted by shading. The lightest is the first to occur whereas the darkest one is the last. Polygons are stacked in an opaque way. For each configuration, we indicate to which part of $\partial_2^- \circ \psi - \psi \circ \partial_1^-$ it belongs.

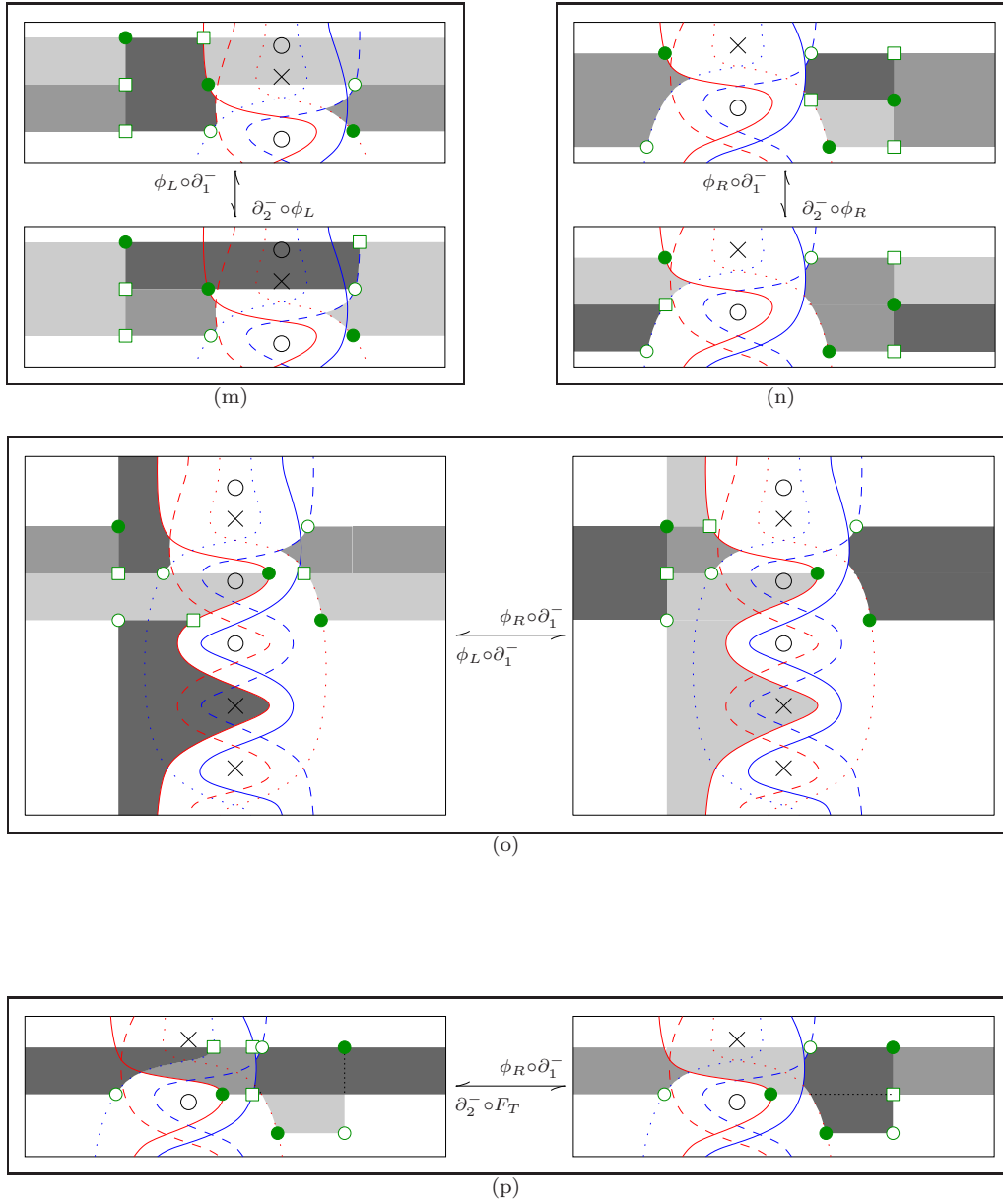


Figure II.26: Special cancelling pairs: Dark dots describe the initial generator while hollow ones describe the final one. Squares describe intermediate states. Polygons are depicted by shading. The lightest is the first to occur whereas the darkest one is the last. Polygons are stacked in an opaque way For each configuration, we indicate to which part of $\partial_2^- \circ \psi - \psi \circ \partial_1^-$ it belongs..

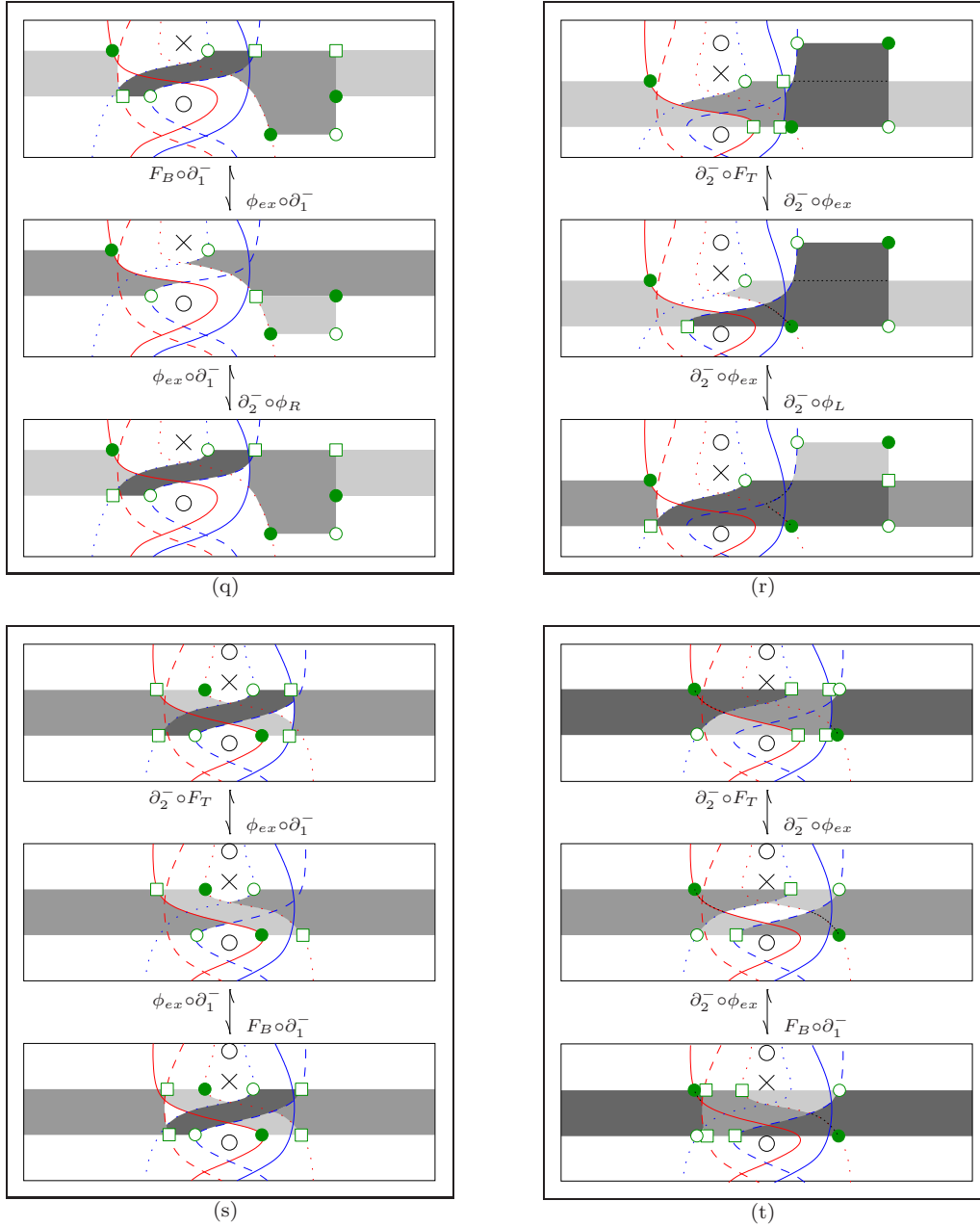


Figure II.26: Exceptional cancelling pairs: Dark dots describe the initial generator while hollow ones describe the final one. Squares describe intermediate states. Polygons are depicted by shading. The lightest is the first to occur whereas the darkest one is the last. Polygons are stacked in an opaque way. For each configuration, we indicate to which part of $\partial_2^- \circ \psi - \psi \circ \partial_1^-$ it belongs.

	fig.(m)	fig.(n)	fig.(o)	fig.(p)	fig.(q), top	fig.(q), bottom	fig.(r), top	fig.(r), bottom	fig.(s), top	fig.(s), bottom	fig.(t), top	fig.(t), bottom
Order	-	-	-	-	+	-	+	+	-	+	+	-
Configuration	+	+	+	-	-	-	+	+	+	+	+	+
Peaks	+	+	-	+	-	-	+	+	-	+	+	-
Maps	+	+	-	-	-	+	-	-	-	-	-	-

Every column has an odd number of minus signs.

The **Configuration** row may need some details. As a model, we give the computations for the case (e). After having added spikes, the configurations of rectangles correspond to the two extremal terms in the following equality :

Nevertheless, cases (g), (h), (i), (l), (q), (r), (s) and (t) cannot be treated in this way. However, computations can be made in the group \mathfrak{S}_n . Then, cases (r), (s) and (t) are consequences of Lemma 3.9, i) (§23), cases (g) and (h) of ii) and case (q) of iii). Cases (i) and (l) are direct applications of the definition of $\tilde{\mathfrak{S}}_n$. □

Remark 4.5. If we restrict ourself to \mathbb{F}_2 -coefficients or to the graded versions, then the exceptional term ϕ_{ex} can be swept.

69 Graded quasi-isomorphisms

Now we can consider the filtration introduced in paragraph 51 and already used in paragraph 60. The associated graded map ψ_{gr} corresponds then to the horizontal arrows in Figure II.22. It has been proved in paragraph 60 that they are quasi-isomorphisms. We thus conclude using Corollary 1.14 (§11).

4.5 Hint for the remaining cases

In this section, we gives some hints for direct proofs of the invariance under the last two moves. However, using mixed singular grids, these moves can be replaced by a third one. The proof of invariance under this move is then much easier. Details are written in Appendix B.

70 Strategy

Now, we must deal with the fully singular commutation move and the flip move. Since they imply handling an indecent number of cases, we will not give complete proofs but a strategy in four steps. This is actually the strategy which has been used in most of the previous invariance proofs:

- I. Find a filtration for which the graded parts of differentials are simpler;
- II. Find a graded quasi-isomorphism;

III. Extend this graded quasi-isomorphism to a filtrated one;

IV. Apply Corollary 1.14 (§11).

Unfortunately, the third step requires to check an impressive number of distinct cases. Due to the lack of time, we have to elude this step.

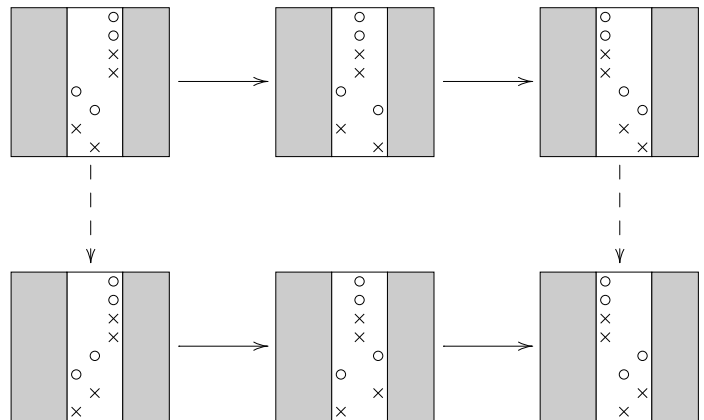
The fourth one is self-contained.

For the remaining two ones, we will essentially consider the filtration associated to the number of singular columns positively resolved¹ (see paragraph 60). It thus reduces the problem to regular grids.

Now the issue is to project the considered move into the regular world.

71 Fully singular commutation

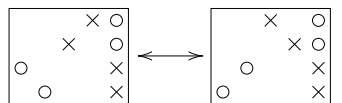
Like the semi-singular commutation is an avatar of the regular one, the fully singular commutation can be seen as the composition of two semi-singular ones:



Now we can iterate the process in order to get only regular grids but we can also only consider the filtration associated to the resolution of the commuting singular column with the lowest decorations. Then, we can use four copies of the maps defined in paragraph 68 which have already been proved to be quasi-isomorphisms. Step II is then completed.

72 Flip

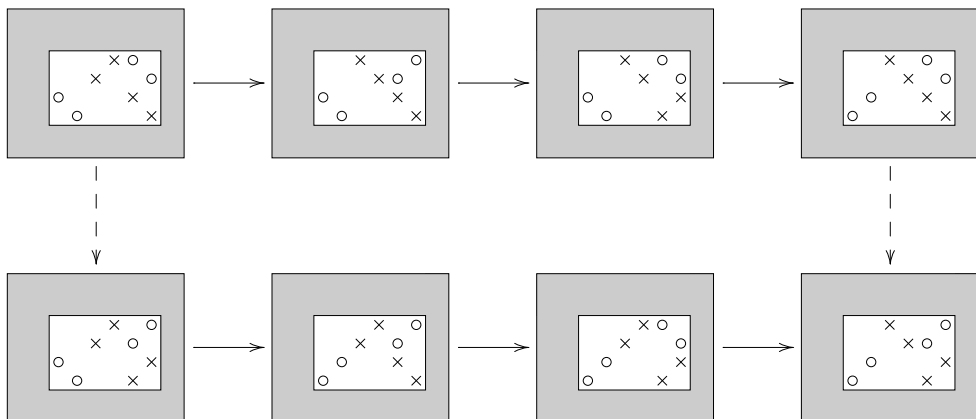
Instead of proving directly the invariance under the flip move, we consider the following uneven move



¹Actually, it is even sufficient to count positively resolved columns among the singular columns involved in the move we are dealing with.

According to Lemma 1.3 (§32), it is equivalent to the flip move.

At the level of regular grid, this move can be decomposed into regular commutations:



For each of them, we have already defined a quasi-isomorphism. Now it remains to compose them to accomplish the step II.

The singular definitions are now given. In the next chapter, we will discuss them and prove a few properties.

Chapter III

Discussion on singular link Floer homology

1 Variants

1.1 Graded homologies

73 Graded singular homologies

As in the regular case, $C^-(G)$ is associated with an Alexander filtration and O -filtration for all $O \in \mathbb{O}$. And as in the regular case, the associated graded objects are the interesting ones.

Theorem 1.1. *All the graded homologies derivated from the Alexander filtration and/or O -filtration for some $O \in \mathbb{O}$ on $C^-(G)$ are invariant under the elementary singular grid moves except the stabilization which may tensorize the homology by the module V defined in paragraph 29¹.*

Since the rules given in paragraph 27 still hold, it is straightforward to check that the previous proofs given for the filtrated case in paragraphs 55—72 remain valid as soon as we restrict ourself to the polygons which does not contains the decorations which are forbidden².

Since the singular link Floer homology can be seen as an extension of link Floer homology to singular links, we keep the notation given in the table of paragraph 28.

74 Relation between graded singular homologies

In the regular case, Proposition 3.13 (§29) gives a strong relation between $\widehat{HL}_*(G)$ and $\widetilde{HL}_*(G)$. This relation does still hold in the singular case.

Proposition 1.2. *Let G be a singular grid G of size $(n, k) \in \mathbb{N}^* \times \mathbb{N}$ which is a presentation for a link with $\ell \in \mathbb{N}^*$ components. Then*

$$\widetilde{HL}_*(G) \equiv \widehat{HL}_* \otimes V^{\otimes(n-\ell)}$$

where V is defined in paragraph 29.

¹This phenomenon occurs if and only if the two variables U_1 and U_2 involved in the point ii) in paragraph 56 are send to zero.

²depending on the filtrations we are turning into gradings

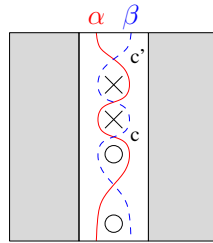
Actually, the proof given in the regular case can be transposed to the singular one without any trouble. Only the special cases represented in Figure II.13 could potentially be worrying, but it can be easily seen if a given decoration does simultaneously intervenes or not in two such terms.

Definition 1.3. Let L be a singular link and G a grid presentation for it. The homology groups $\widehat{HL}_*(G)$ are called *singular link Floer homology for L* and are denoted $\widehat{HL}_*(L)$.

1.2 Another choice for peaks

75 Another singular link Floer homology

All along the previous chapter, we have used functions of type \times as key ingredients for constructing cubes of resolution and then defining homologies. But we have made the choice indeed arbitrary to consider the arcs intersections of type \times , as kings of the dance. As pointed out in the paragraph 2.4, there is another consistent choice.



Actually, it is easy to check that we observe the same behavior when considering arcs intersections of type \circ instead.

This defines a second singular link Floer homology which is also an invariant of the singular link. The only point which may deserve discussion is the proof of invariance under commutation moves involving singular columns. But using the trick depicted in Figure II.20, one can exchange the location of \times and \circ -decorations in any singular column. Then, the same proof remains valid without the slightest modification.

We denote this second homology by H_{\times}^- .

1.3 Columns against rows

76 Flipping grids

Another arbitrary choice is to consider grids with singular columns instead of singular rows. However, reflecting a grid along the line parametrized by $y = x$ swaps singular rows and singular columns. Moreover, it defines a bijection between generators which preserves Maslov and Alexander gradings. This map clearly commutes with differentials. The induced sign refinement is not exactly a sign assignment as defined in paragraph 22, since it sends vertical annuli to 1 and horizontal ones to -1 , but replacing U_i by $-U_i$ for all $i \in \llbracket 1, n \rrbracket$ corrects this.

Concerning the associated link, reflecting a grid only reverses its orientation.

In conclusion, defining a singular link Floer homology using singular rows gives the same result as composing the singular link Floer homology developed in this thesis with the operation which reverses the orientation.

Remark 1.4. The construction given in this thesis can be extended to mixed singular grids. It reduces the number of elementary moves and simplifies the proofs of invariance. Details are written in Appendix B. Moreover, it clarifies the relation between the homologies of a singular link and of its orientation reversed image. It clarifies as well the relation between the homologies of a link and of its mirror image.

2 Almost an inverse

Let G be a grid with a distinguished singular column S .

As pointed out in paragraph 53, the complex $C^-(G)$ can be understood as a mapping cone. The underlying map f_S is defined as the sum over pentagons with at least one peak in S . Naturally, f_S is not, in general, a quasi-isomorphism. However, it is not far from it.

We denote by G^+ (resp. G^-) the grid obtained from G by resolving S positively (resp. negatively) and by α_S and β_S the two arcs chosen in S to define $C^-(G)$.

77 More and more peaks

By construction, all the polygons involved in f_S have their peak on S , located between an X and a O . We can define *empty inversed polygons* by modifying, in the definition, the point stating the location of the peak on S and asking that it lies on the intersection of α_S and β_S , which is located between the two \mathbb{O} -decorations.

We denote by $\text{Pol}_S^{-1}(x, y)$ the set of such empty polygons which connect a generator x to a generator y .

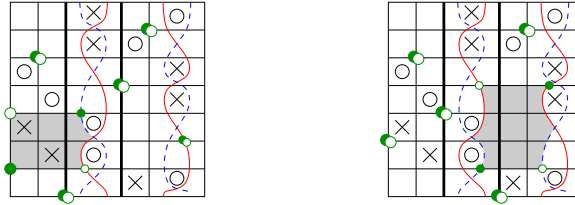


Figure III.1: Examples of empty inversed polygons: dark dots describe the generator x while hollow ones describe y . Polygons are depicted by shading. The distinguished singular column S is depicted by wider vertical lines.

Concerning the gradings, such inversed polygons behave slightly differently than the usual ones.

Proposition 2.1. *Let x and y be respectively generators of $C^-(G^-)$ and $C^-(G^+)$. If π is an inversed polygon connecting x to y , then*

$$M_{G^-}(x) - M_{G^+}(y) = \eta(\pi) - 2\#(\pi \cap \mathbb{O})$$

$$A_{G^-}(x) - A_{G^+}(y) = -1 + \#(\pi \cap \mathbb{X}) - \#(\pi \cap \mathbb{O}),$$

where $\eta(\pi)$ is equal to 0 for pentagons and -1 for hexagons.

The proof is similar than for usual polygons.

78 *A candidate for an inverse...*

Now, we can set $g_S: C^-(G^-) \longrightarrow C^-(G^+)$ the morphism of $\mathbb{Z}[U_{O_1}, \dots, U_{O_n}]$ -modules defined on the generators by

$$g_S(x) = \sum_{\substack{y \text{ generator} \\ \text{of } C^-(G^+)}} \sum_{\pi \in \text{Pol}_S^{-1}(x,y)} \varepsilon(\pi) U_{O_1}^{O_1(\pi)} \dots U_{O_n}^{O_n(\pi)} \cdot y,$$

where the sign $\varepsilon(\pi)$ is defined as usual.

Proposition 2.2. *The map g_S is a chain map. Moreover $f_S \circ g_S$ and $g_S \circ f_S$ are homotopic to the identity map.*

Proof. The proof that g_S is a chain map is identical to the proofs of similar statements made earlier in this thesis.

To prove the homotopy equivalence, new kinds of polygons have to be introduced. The definitions are the same than for hexagon and heptagons (§65) except the distinguished edge e which is required to be a piece of β_S of which extremities are the two possible peaks for usual and inversed polygons. Moreover, the interior of such polygons is required to not intersect β_S in a neighborhood of this two peaks.

We denote by $\mathfrak{Pol}_S^\beta(x, y)$ the set of such empty polygons connecting a generator x to another generator y .

Then, the $\mathbb{Z}[U_{O_1}, \dots, U_{O_n}]$ -linear map $H_\beta: C^-(G^+) \longrightarrow C^-(G^+)$ is defined on generators by

$$H_\beta(x) = \sum_{\substack{y \text{ generator} \\ \text{of } C^-(G^+)}} \sum_{\pi \in \mathfrak{Pol}_S^{-1}(x,y)} \varepsilon(\pi) U_{O_1}^{O_1(\pi)} \dots U_{O_n}^{O_n(\pi)} \cdot y,$$

where $\varepsilon(\pi)$ is defined as usual.

Now, we claim that

$$g_S \circ f_S + \text{Id}_{C^-(G^+)} \partial_{G^+}^- \circ H_\beta + H_\beta \circ \partial_{G^+}^- \equiv 0.$$

Here again, the cancelling pairs involved in the proof are essentially identical to those of the previous proofs. Nevertheless, Figure III.2 points out the cases specific to this relation. The identity map cancels with vertical annuli along the right or the left border of S . The side is determined by the vertical location of the dot lying in S with respect to the two possible peaks in S . Finally, being a vertical annulus brings a minus sign.

A similar work can be done for $f_S \circ g_S$ by replacing β_S with α_S . □

79 *...which is not filtrated*

Up to homotopy, f_S has thus an inverse g_S . Nevertheless, as a corollary of Proposition 2.1 (§77), the chain map g_S is not filtrated since it can rise the Alexander degree by 1. But it means that it is filtrated of degree 1.

By the way, if we forget everything about the Alexander filtration, we have proved the following proposition:

Proposition 2.3. *For any link L , the unfiltrated homology $H^-(L)$ is invariant under the switch operation. If L is a regular link, then it depends only on the number of components.*

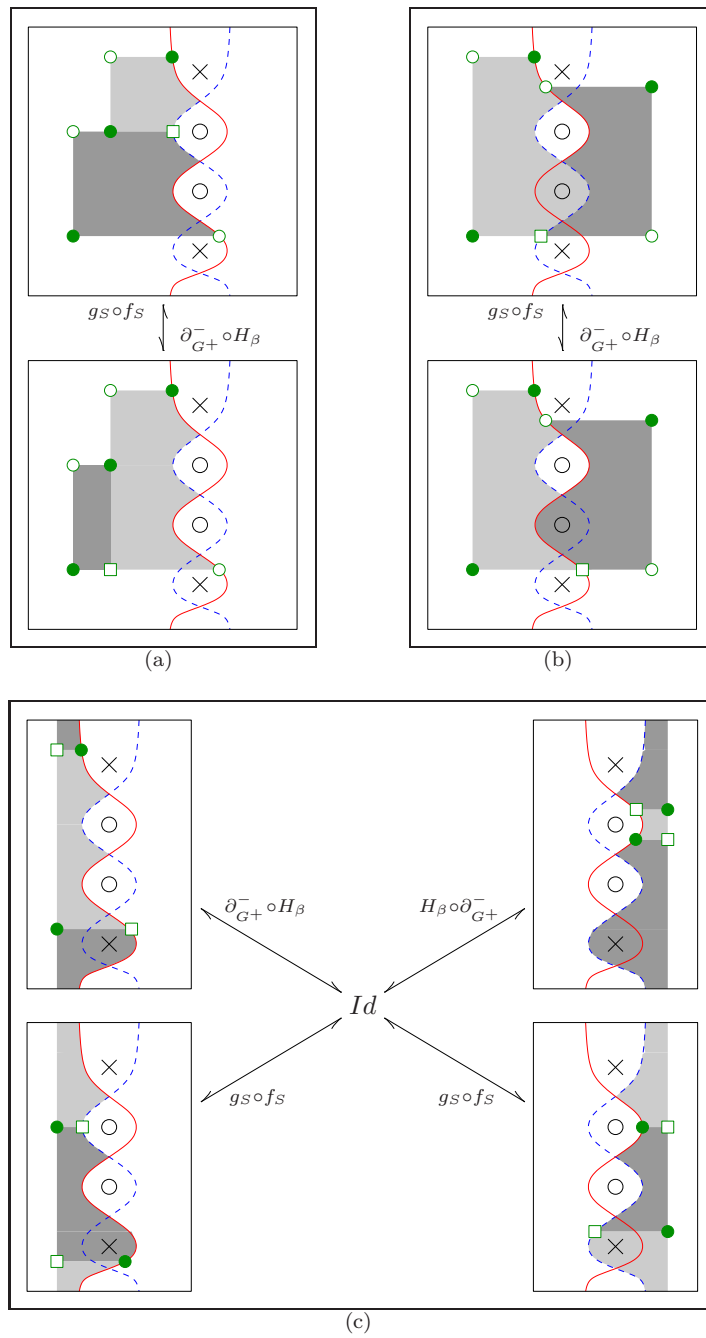


Figure III.2: Cancelling pairs: Dark dots describe the initial generator while hollow ones describe the final one if different. Squares describe intermediate states. Polygons are depicted by shading. The lightest is the first to occur whereas the darkest one is the last. For each configuration, we indicate to which part of the relation it belongs.

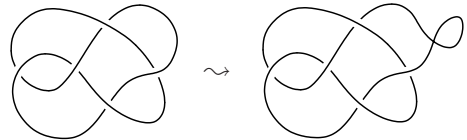
This property was already well-known for regular links since the unfiltered link Floer homology is nothing more than the multi-pointed Heegaard-Floer homology of the sphere S^3 .

80 *Another candidate*

A similar work can be done using the intersection of α_S and β_S which is located between the two \mathbb{X} -decorations of S instead of the two \mathbb{O} -ones. The map g_S so defined preserves then the Alexander filtration and decreases the Maslov grading by two. Nevertheless, the compositions $g_S \circ f_S$ and $f_S \circ g_S$ are not homotopic to the identity map but to the multiplication by U_O where O is an \mathbb{O} -decoration from S .

3 Acyclicity for singular loop

A link L being given, the simplest way to singularize it, is to add a contractible singular loop:



Both resolutions lead then to the same initial link L . The least we can expect is that the link Floer homology for such a singular link is null. That is the point of the next theorem.

Theorem 3.1. *For any link L , possibly singular,*

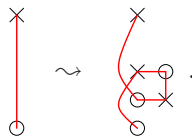
$$\widetilde{HL}(L_* \#_p \infty) = \widetilde{HL}\left(\boxed{L} \infty\right) \cong 0.$$

This section is devoted to the proof of this statement.

Since \widetilde{HL} is obtained from any other filtrated version as the graded homology associated to some filtration, the same statement holds for all of them.

81 *Representation of a small loop*

Let L be a link with k singular double points and G a grid presentation for it. Adding a singular loop to L can be seen as replacing a regular column of G by the following adjacent two:



Moreover, even if it means to perform a stabilization first, we can ask the four decorations of the singular column to be in adjacent rows.

We suppose we have now such a grid presentation G_s for a link with a small singular loop. We denote by S the singular column added with the loop and by α_S and β_S the arcs lying in S .

82 Another crushing filtration

Here, we can play the same game as in paragraph 57 and crush column and rows which have appeared when adding a loop.

If x is a generator of $C^-(G_s)$ drawn on G_s , then, during the crushing process, we push the dot which belongs to α_S or β_S to the first vertical grid line on its left. Thus, x gives rise to a set of dots \tilde{x} on G which is almost a generator of $C^-(G)$ except that exactly one horizontal and two adjacent vertical grid lines have more than one dots. Then we permute cyclically the rows and columns in such a way that the singular horizontal grid line is the bottommost and the two vertical ones the leftmost and the second rightmost. Now, the upper right corner of the grid is filled with a O , denoted by O_* , and the bottom right one by an X , denoted X_* .

Then, we define for all generator x of $C^-(G_s)$:

$$M_G(x) := M_{\mathbb{O}_G}(\tilde{x}) + \#(O(I)) \setminus \{i_S\}$$

where \mathbb{O}_G is the set of O -decorations of G , $M_{\mathbb{O}_G}$ is defined in paragraph 18, I is an element of $\{0, 1\}^k$ such that $x \in C^-(G_I)$ and i_S is the label of S .

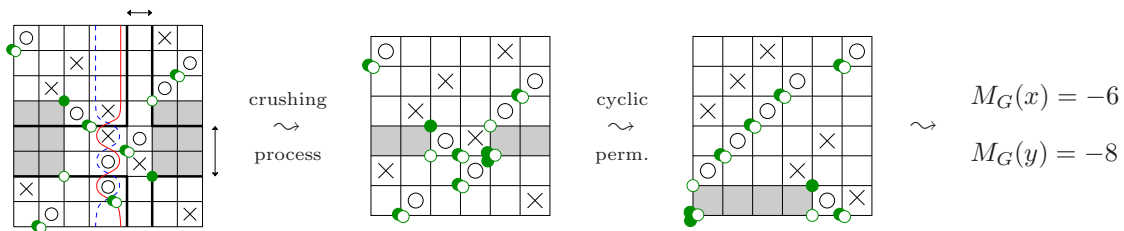


Figure III.3: Crushing rows and column: dark dots describe the initial generator x while hollow ones describe the final one y . Rectangles are depicted by shading.

Proposition 3.2. M_G defines a filtration on $\widetilde{CL}(G_s)$. Moreover, the associated graded differential, denoted by $\tilde{\partial}_{gr}$, corresponds to the sum over polygons contained in the crushed rows and column and which do not contain any decoration.

Proof. Arguments are essentially the same than in the proof of Proposition 4.2 (§57). Nevertheless, a few details are different.

An empty rectangle ρ on G_s containing no decoration gives rise to an empty rectangle $\tilde{\rho}$ on G but which may contain O_* or X_* . The latter is not involved in M_G but the first is. However, the proof of Proposition 4.2 reduces the reasoning to the study of non ripped rectangles *i.e.* rectangles which do not intersect the leftmost column nor the uppermost row. Consequently, O_* is not involved in the calculations. Moreover, such rectangles are not crossed by the singular grid lines and the number of dots they contain can be thus deduced as needed.

Because of the four crushed decorations, no rectangle can be ripped in four pieces.

Concerning polygons, we choose arcs α 's and β 's such that their intersections do not belong to the crushed rows and column. This can always be done, except for S . Nevertheless, because of its

two extremal decorations, any polygon π with a peak on it and containing no decoration must lie entirely in the two crushed rows. If π is connecting x to y , then $\tilde{x} = \tilde{y}$ and since S is not considered in the count of singular columns positively resolved, $M_G(x) = M_G(y)$.

The filtration induced by M_G is then respected and the associated graded differential is as stated. □

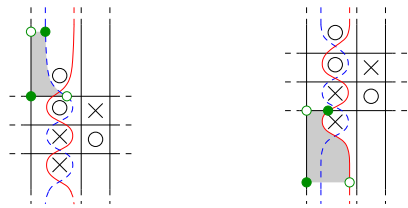
83 Last filtration before exit

In order to simplify the proof, we need to define a last filtration on $(\widetilde{CL}(G_s), \tilde{\partial}_{gr})$.

We denote by α'_S (resp. β'_S) the interior of the intersection of α_S (resp. β_S) with the complement of the two crushed rows. Then we can define a grading κ for all generator x of $\widetilde{CL}(G_s)$ by

$$\kappa(x) = \#(x \cap \beta'_S) - \#(x \cap \alpha'_S).$$

It is easy to check that the filtration associated to κ is respected by $\tilde{\partial}_{gr}$. We denote by \tilde{d}_{gr} the associated graded differential. It differs from $\tilde{\partial}_{gr}$ only by forbidding the following two moves:



Proposition 3.3. *The chain complex $(\widetilde{CL}(G_s), \tilde{d}_{gr})$ is acyclic.*

Actually, the graded chain complex $(\widetilde{CL}(G_s), \tilde{d}_{gr})$ can be split into acyclic subcomplexes. Details are explicated in appendix A.

Finally, Theorem 3.1 can be deduced by applying Corollary 1.9 (§9) twice.

4 What about the sum ?

As pointed out at the end of paragraph 45, one can consider at the same time peaks of types \times and \circ for a given singular column. But then, the proofs given for invariance under semi-singular commutation and acyclicity for contractible singular loops are no more valid.

Actually, for the first one, the second peak adds terms in $\partial_2^- \circ F_T$ and $F_B \circ \partial_1^-$ which are refractory to cancellation. Nevertheless, even if the proof fails, we do not know any counterexample.

Concerning the acyclicity for small singular loops, polygons with a peak on the added singular column are no more necessarily contained in the two crushed rows. And furthermore, we will prove in this section that even if such an homology is well defined, it would be of less interest insofar as no singular link would be able to make it null.

To prove it, we give an alternative description of this homology for \mathbb{F}_2 -coefficients. This description is related to the Seifert smoothing of a singular double point instead of its positive and

negative resolutions. It is inspired by the results proved in [OS07b].

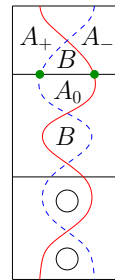
We consider its graded version associated to the Alexander filtration. We denote it by $(HL_{\Sigma}^{\pm}, \partial_{\Sigma}^{\pm})$.

As specified above, the following construction works for \mathbb{F}_2 -coefficients only. Nevertheless, we will still pay attention to signs in order to stress when they make the machinery crash.

4.1 Three dimensional cube of maps

84 Multiple \mathbb{X} -decorations

Let G be a singular grid diagram with a distinguished singular column such that its two \mathbb{X} -decorations are in adjacent rows. Instead of considering, as previously, only the two natural resolutions, we consider now all the possible desingularizations of the distinguished singular column as depicted in Figure II.14. The picture on the right describes all of them depending on the vertical arc and the letters A or B we remove. Other letters are then considered as \mathbb{X} -decorations. According to the arc we are considering, A_+ or A_- should be ignored.



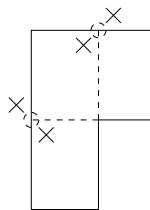
We assume that the two interesting arcs intersections are respectively in the same two rows as the two B 's.

After Figure II.14, it is easily checked that the B -decorations correspond to the two positive and negative resolutions of the associated double point whereas the A -decorations correspond to the Seifert smoothing.

85 Subcomplexes

First, we state a lemma which will be usefull for defining subcomplexes.

Lemma 4.1. *Let G be a (singular) grid with two \mathbb{X} -decorations in adjacent rows and adjacent (regular) columns. They are hence arranged in diagonal. Let x be the grid line intersection located between them. Then the part of ∂_{Σ}^{\pm} which does not involve the point x is still a differential.*



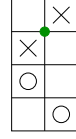
Proof. Essentially, the non trivial part of the proof that $\partial^2 \equiv 0$ lies in the two decompositions into rectangles of a L-figure. A problem may occur if the dot x is involved in one decomposition, but not in the other. But actually, the only two dots which behave in this way are contained in the interior of an edge of the L-figure. Hence, one of the two considered \mathbb{X} -decorations must lie inside the L-figure.

Since the two considered \mathbb{X} -decorations lie by assumption in regular columns, the same reasoning can be applied even if the grid is singular. □

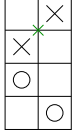
Now, we can define several complexes since the previous lemma states that the part of the differentials which leaves the following subcomplexes stable is still a differential.

In this section, when talking about \mathbb{X} or \mathbb{O} -decorations, we mean the four decorations represented in the pictures. By x , we mean the grid line intersection located between the two \mathbb{X} -decorations.

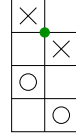
X_A : the subcomplex generated by the generators containing x , extracted from the complex associated to the grid obtained with the plain arc and the A -decorations, ;



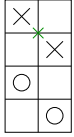
Y_A : the subcomplex generated by the generators which does not contain x , extracted from the complex associated to the grid obtained with the plain arc and the A -decorations, ;



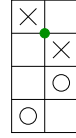
X_B : the subcomplex generated by the generators containing x , extracted from the complex associated to the grid obtained with the plain arc and the B -decorations, ;



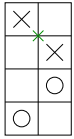
Y_B : the subcomplex generated by the generators which does not contain x , extracted from the complex associated to the grid obtained with the plain arc and the B -decorations, ;



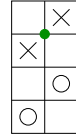
X'_A : the subcomplex generated by the generators containing x , extracted from the complex associated to the grid obtained with the dashed arc and the A -decorations, ;



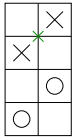
Y'_A : the subcomplex generated by the generators which does not contain x , extracted from the complex associated to the grid obtained with the dashed arc and the A -decorations, ;



X'_B : the subcomplex generated by the generators containing x , extracted from the complex associated to the grid obtained with the dashed arc and the B -decorations, ;



Y'_B : the subcomplex generated by the generators which does not contain x , extracted from the complex associated to the grid obtained with the dashed arc and the B -decorations, .



86 Graded chain maps

Now, we define chain maps between these complexes.

$\partial_A^x: Y_A \rightarrow X_A$: the part of the differential which involves x . Since the whole differential is a differential, this map anti-commutes with the partial differentials;

$\partial_A^x: X'_A \rightarrow Y'_A$: idem;

$\partial_B^x: X_B \rightarrow Y_B$: idem;

$\partial_B^x: Y'_B \rightarrow X'_B$: idem;

Spike: $X'_A \longrightarrow X_B$: up to signs, the restriction to X'_A of the map h defined in paragraph 43 as the sum over spikes of which the support is the horizontal grid line containing x . Actually, it is only the isomorphism which moves the dot x from the dashed arc to the plain one. It is clear that it commutes with the differentials except around the two \mathbb{O} -decorations. But since the differentials do not involve x , the polygons underlying the differentials cannot have an edge on the vertical grid line supporting x . Hence, if one of the two \mathbb{O} -decorations is inside such a polygon, then the empty square by its side is also contained in the polygon. This symetrizes the two differentials. Finally, as specified in paragraph 3, the map is made to anti-commute by adding a minus sign on odd homological degrees;

Spike: $X_A \longrightarrow X'_B$: idem;

Id: $Y_A \longrightarrow Y_B$: up to sign, the identity map for sets of dots with no regard to the decorations. It commutes with the differentials for similar reasons than the map Spike. In the same way, it is made to anti-commute;

Id: $Y'_A \longrightarrow Y'_B$: idem;

f : $X_B \longrightarrow Y'_B$: the map f defined in paragraph 53 as the sum over pentagons and hexagons of which at least one peak belongs to the distinguished singular column. Since this peak is located in the same row as one of the two \mathbb{X} -decorations and since a polygon is not allowed to contain the other \mathbb{X} -decoration which is in the row beside, every such polygon does involve the dot x . Moreover, it has already been checked in paragraph 52 that it anti-commutes with the differentials;

f : $Y_B \longrightarrow X'_B$: idem.

All the maps defined above are graded of some degree. This is clear for ∂_A^x , ∂_B^x and f . For the map Spike, it is a consequence of the proof of Corollary 2.6 (§41). Finally, concerning the maps Id, only the position of x compared to the two \mathbb{X} -decorations changes when the two last ones are permuted. But, precisely, we are dealing with those generators which do not involve x . For all of them, it is straightforward to check their degree.

87 (Anti-)commutative diagram

The following diagram summarizes all the previous chain complexes and graded chain maps. Every complex is shifted in such a way that the maps do preserve the gradings. We assume here that the Seifert smoothing has one component more as a link than the two positive and negative resolutions.

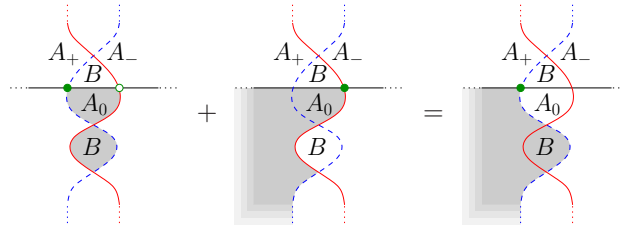
$$\begin{array}{ccccccc}
 X'_A[-2]\{-1\} & \xrightarrow[\sim]{\text{Spike}} & X_B[-1] & \xrightarrow{\partial_B^x} & Y_B & \xleftarrow[\sim]{\text{Id}} & Y_A \\
 \downarrow \partial_A^x & & \downarrow f & & \downarrow f & & \downarrow \partial_A^x \\
 Y'_A[-1]\{-1\} & \xrightarrow[\sim]{\text{Id}} & Y'_B[-1] & \xrightarrow{\partial_B^x} & X'_B & \xleftarrow[\sim]{\text{Spike}} & X_A[1]
 \end{array} \tag{III.1}$$

If the Seifert smoothing has one component less than the two other resolutions, then the Alexander grading of the four extremal complexes must be shifted by one.

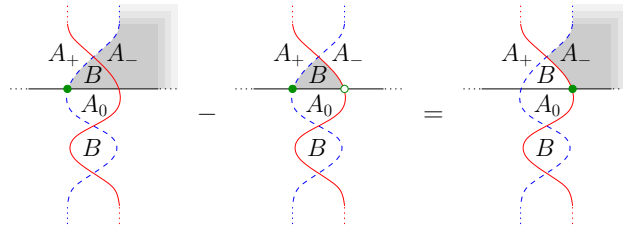
Lemma 4.2. *The diagram above is commutative for \mathbb{F}_2 -coefficients.*

Proof. The mapping cones $\text{Cone}(\partial_B^x: X_B \rightarrow Y_B)$ and $\text{Cone}(\partial_B^x: Y'_B \rightarrow X'_B)$ are respectively the complexes associated to the positive and to the negative resolutions of the distinguished singular column. Then the anti-commutativity of the middle square is nothing more than arguing that f is a chain map. This is implicit in the proof of Proposition 3.6 (§52).

Now, we focus on the left square. As pointed out in the previous paragraph, any pentagon (resp. hexagon) involved in the map f has x as a corner. Moreover, when adding any spike involved in h , it results in a rectangle (resp. pentagon) which contains B , but no more A . It is thus a polygon involved in ∂_A^x .



Conversely, when removing a spike, any polygon involved in ∂_A^x gives a polygon involved in f .



Up to signs, this proves the commutativity of the square. Now, the fact that ∂_A^x shifts the Maslov degree by one whereas f preserves it, should make the square anti-commutes since the maps Spike and Id add a minus sign on odd homological degrees. However, f also adds a minus sign for right pentagons when ∂_A^x does not. This is why we consider only \mathbb{F}_2 -coefficients.

Similar considerations apply to the square on the right. □

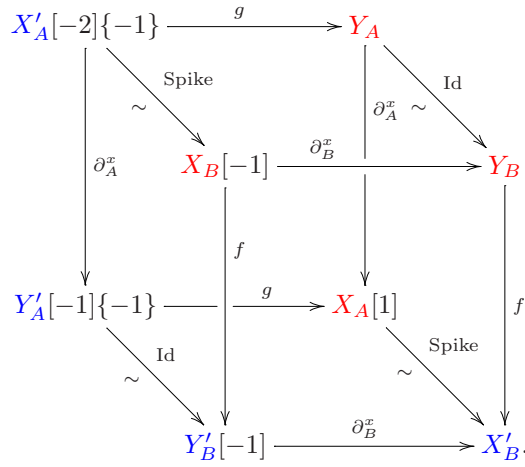
88 Cube of maps

Completing the above diagram with two maps

$$g := \text{Id}^{-1} \circ \partial_B^x \circ \text{Spike}: X'_A \rightarrow Y_A$$

$$g := \text{Spike}^{-1} \circ \partial_B^x \circ \text{Id}: Y'_A \rightarrow X_A,$$

we get a three dimensional cube of maps:



The new faces are still commutative. This holds by definition for two of them and by composition of three commutative faces for the third one.

4.2 Acyclicity and consequences

Let L be the singular link associated to the singular grid G considered in the previous section. Let p be the distinguished double point of L .

89 Notation for edges and faces

By *top, bottom, left, right, back* or *front face*, we mean the obvious corresponding faces of the cube of maps.

A specific edge is now determined as the intersection of two faces. For instance, the front left and left front edge both denote the edge $f: X_B[-1] \rightarrow Y'_B[-1]$.

90 Recognizing cones

As corollaries of the definitions given in paragraphs 85 and 86, we can state the following lemmata:

Lemma 4.3. *The mapping cone of the front top edge is a link Floer complex for the positive resolution of p .*

Lemma 4.4. *The mapping cone of the front bottom edge is a link Floer complex for the negative resolution of p .*

Lemma 4.5. *The mapping cones of the back left and back right edges are distinct link Floer complexes for the Seifert smoothing of p .*

And, finally:

Lemma 4.6. *The generalized cone of the front face is a singular link Floer complex for L .*

91 Singular link Floer homology as a map between Seifert smoothing

Moreover, since the top left, top right, bottom left and bottom right edges are all isomorphisms, the generalized cone of the whole cube of maps can be seen as the generalized cone of a square with acyclic complexes at its corners, it is then acyclic itself. It means the homologies of the back and the front faces are isomorphic. This proves the following theorem:

Theorem 4.7. *Let L a singular link with p as a double point. Let L' be the link obtained by smoothing p with respect to the orientation. If L' has one component more than L , then, it exists a graded chain map*

$$g: C[-2]\{-1\} \longrightarrow C'$$

where C and C' are link Floer complexes for L' such that

$$HL_{\Sigma}^{-}(G) \cong \text{Cone}(g)$$

for \mathbb{F}_2 -coefficients. If L' has one component less than L , then the same statement is true but for a graded chain map

$$g: C[-2] \longrightarrow C'\{1\}.$$

With any result of acyclicity for some singular link, this theorem would be very powerful since it would carry acyclicity when merging any two points of an acyclic link. But in this story, the murderer is the victim:

Corollary 4.8. *Total singular link Floer homology HL_{Σ}^{-} with \mathbb{F}_2 -coefficients never vanish.*

Proof. Suppose that L is a singular link such that $HL_{\Sigma}^{-}(L)$ is null. Let L' be the Seifert smoothing of one of the double point of L . According to Theorem 4.7, there is a graded chain map g between shifted link Floer chain complexes for L' such that $HL_{\Sigma}^{-}(G) \cong \text{Cone}(g)$.

Now, if $HL_{\Sigma}^{-}(L')$ is non zero, any element of lowest degree must be in the kernel of g_* since g is graded. But according to Corollary 1.13 (§11), the map g_* is an isomorphism. Then $HL_{\Sigma}^{-}(L') \cong 0$.

We can iterate this process and find a regular link with null link Floer homology, but such a link does not exist. \square

By the way, this theorem gives another proof that link Floer homology categorifies the Alexander polynomial multiplied by $t^{\frac{1-\ell}{2}}$ where ℓ is the number of components.

Part 2

Khovanov homology for restricted links

Chapter IV

Jones invariants for restricted links

1 Restricted links

1.1 Reidemeister moves

92 Distinction between Reidemeister moves

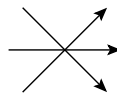
Links in 3-space are usually given by diagrams and isotopies of links by sequences of Reidemeister moves. It is commonly admitted that three different kinds of Reidemeister moves exist. Nevertheless, if one pays attention to orientations, each of them can be subdivided. Actually, for relatively oriented links *i.e.* up to global orientation reversing, there are exactly two different local Reidemeister moves of type I:



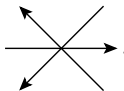
two of type II which correspond, with respect to the underlying planar curve, to the following singularities:



and eight of type III which are represented in Figure IV.2. Six of them correspond to the singularity



whereas the two extremal ones correspond to



93 Relation between Reidemeister moves

These moves are not all independent. For instance, the trick illustrated in figure IV.1 leads to the following lemma:

Lemma 1.1. *Let I be a map defined on the set of diagrams. If I is invariant under all Reidemeister moves of type II and under at least one of the eight moves of type III, then it is invariant under all moves of type III.*

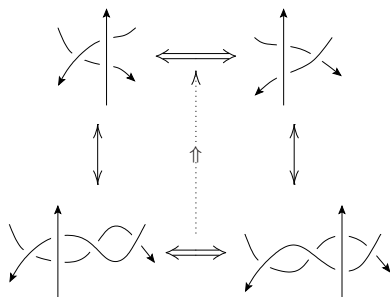


Figure IV.1: Two Reidemeister moves of type III which are equivalent up to Reidemeister II moves

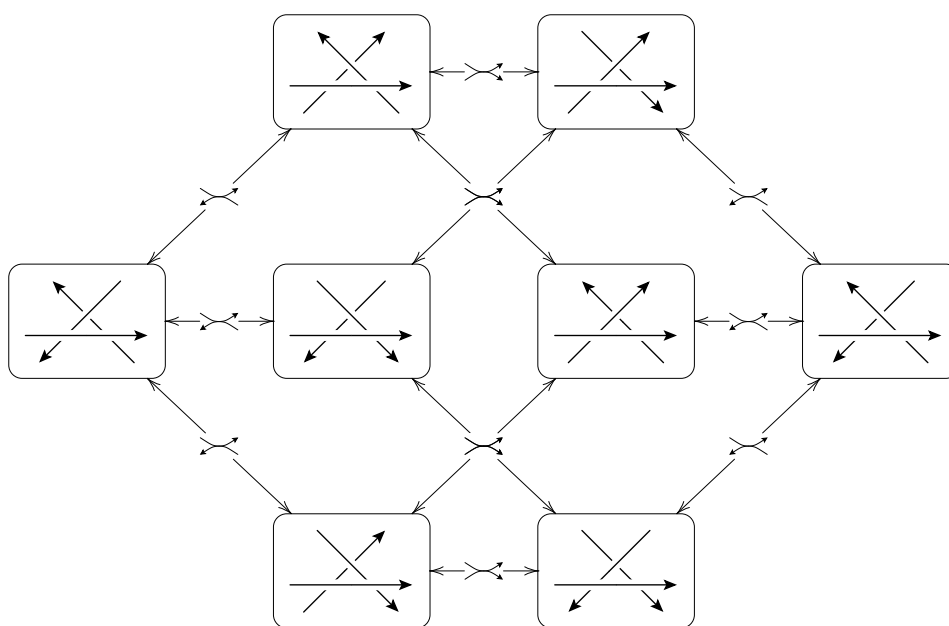




Figure IV.2: Reidemeister III moves graph: Each vertex is a Reidemeister move of type III, edges are labeled by Reidemeister moves of type II. An arrow between two vertices means that they can be replaced one by the other using the labeling Reidemeister II move as pictured in IV.1. The mirror operation corresponds to reversing horizontally the graph.

According to Figure IV.2, the lemma can even be refined.


Lemma 1.2. *Let I be a map defined on the set of diagrams which is invariant under the Reidemeister moves of type II corresponding to the singularity  and under at least one of the eight moves of type III. If, furthermore, a map ϕ satisfying $I \circ \mu = \phi \circ I$ exists, where μ denotes the mirror operation, then I is invariant under all moves of type III.*

It is thus natural to wonder to which extend certain Reidemeister moves can be replaced by other ones in an isotopy of links. Because of their characteristic behavior with respect to the writhe, the two movements of the type I cannot pretend to such substitutions.

According to the previous lemma, if one wants to distinguish Reidemeister moves of type III, it is necessary to exclude some Reidemesiter moves of type II and particularly those which correspond to the  singularity.

1.2 Braid-like isotopies

94 Braid-like links

Figure IV.2 shows that, up the  singularity, six Reidemeister moves are linked. Besides, it corresponds exactly to the Reidemeister moves which occur in isotopies of braid diagrams. This motivates the following definition:

Definition 1.3. A *braid-like move* is a Reidemeister move corresponding to one of the two following singularities of planar curve:



A *braid-like isotopy* is a sequence of braid-like moves.

Two diagrams of links are *braid-like isotopic* if they are related by a braid-like isotopy.

Braid-like links are braid-like isotopy classes.

Lemma 1.4. *If I is invariant under the braid-like moves of type II and under at least one braid-like move of type III, then it is also invariant under all other braid-like moves of type III.*

Braid-like links can be seen as a refinement of usual links. Moreover, since a theorem of Artin says that two closed braids in the solid torus are isotopic if and only if they are braid-like isotopic, it can also be seen as a generalization of such objets.

The study of links via closed braids and Markov moves, which correspond to stabilizations of braids by adding once twisted strands, has led to considerable progress in knot theory (see *e.g.* [Bir74]). It is then natural to ask what are the equivalent of Markov moves for braid-like links. It would lead to a new description of links for which a refined Khovanov homology is already defined in this thesis.

1.3 Star-like isotopies

95 Star-like links

It is now natural to consider the complementary set of braid-like moves of type III. This leads to the following definition:

Definition 1.5. A *star-like move* is a Reidemeister move corresponding to one of the two following singularities of planar curve:



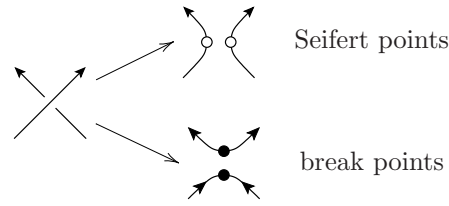


Figure IV.3: Break and Seifert points

A *star-like isotopy* is a sequence of star-like moves.

Two diagrams of links are *star-like isotopic* if they are related by a star-like isotopy.

Star-like links are star-like isotopy classes.

From now on, *restricted* stands for braid-like or star-like.

2 Jones polynomial refinements

We denote by \mathcal{C} the set of closed unoriented 1-manifold, possibly empty, embedded in \mathbb{R}^2 up to ambient isotopies. Elements of \mathcal{C} can be seen as configurations of circles in the plane. Moreover, we define Γ as the $\mathbb{Z}[A, A^{-1}]$ -module over \mathcal{C} .

Let D be a link diagram.

2.1 Kauffman states

96 Break and Seifert points

Our starting point is the Kauffman bracket for framed oriented links K in 3-space. We use Kauffman's notation and terminology as depicted in [Kau87].

For each crossing of D , there is two different ways to resolve it. A *Kauffman state* is a choice of smoothing for every crossing of D . It is hence an element of \mathcal{C} .

Each Kauffman state s of D has a piecewise smooth structure which is induced by the orientation of D . The crossings of D give rise to special points of s . If in such a point, the piecewise orientation changes, we say that it is a *break point*. The number of break points on any circle of s is always even. The remaining special points are called *Seifert points*. In Seifert points, the orientations of the two pieces fit together.

2.2 Braid-like Jones polynomial

97 Definition

Let s be a Kauffman state for D .

Let c be a connected component of s . It is *of type h* if one half of the number of break points on c is even. We say it is a *h -circle*. Otherwise, it is *of type d* and we call it a *d -circle*.

Now we define some gradings on the set of Kauffman states by

$$\begin{aligned} \sigma(s) &= \#\{A\text{-smoothed crossing in } s\} - \#\{A^{-1}\text{-smoothed crossing in } s\}, \\ d(s) &= \#\{\text{circles of type } d \text{ in } s\}, \\ h(s) &= \#\{\text{circles of type } h \text{ in } s\}, \end{aligned}$$

and $c(s) \in C$ is the configuration of only the h -circles.

Definition 2.1. The *braid-like Kauffman bracket* $\langle D \rangle_{br} \in \Gamma$ is defined by

$$\langle D \rangle_{br} = \sum_{\substack{s \text{ Kauffman} \\ \text{state of } D}} A^{\sigma(s)} (-A^2 - A^{-2})^{d(s)} c(s).$$

Then, we define the *braid-like Jones polynomial* by

$$V_{br}(D) = (-A)^{-3w(D)} \langle D \rangle_{br}.$$

From this definition, it follows immediatly:

Proposition 2.2. Let v be a crossing of D . Let D_0 and D_1 be the diagrams obtained from D by performing on v respectively a A -smoothing and a A^{-1} -smoothing. Then, we have

$$\langle D \rangle_{br} = A \langle D_0 \rangle_{br} + A^{-1} \langle D_1 \rangle_{br}.$$

Moreover, we have

$$\langle D \bigcirc \rangle_{br} = (-A^2 - A^{-2}) \langle D \rangle_{br}.$$

98 Consistency

Theorem 2.3. The bracket $\langle \cdot \rangle_{br}$ and the braid-like Jones polynomial are invariant under global orientation reversing and braid-like isotopies.

Proof. Since the writhe is invariant under braid-like isotopies, the statements for V_{br} and the bracket are equivalent.

The whole construction is clearly invariant under global orientation reversing.

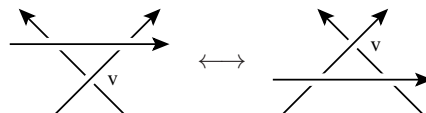
Now we consider the braid-like moves of type II.

When calculating the Kauffman bracket, we obtain

$$\text{Diagram 1} = A^2 \text{Diagram 2} + \text{Diagram 3} + \text{Diagram 4} + A^{-2} \text{Diagram 5}.$$

The circle is of type d and the usual identification $d = -A^2 - A^{-2}$ implies invariance.

Then, according to Lemma 1.4 (§94), the invariance under braid-like moves of type III is reduced to the invariance under the following move:



The A -smoothing of v leads to isotopic diagrams. Hence, we only have to prove

$$\text{Diagram 6} = \text{Diagram 7}.$$

The calculation on the left-hand side gives

$$\begin{aligned}
 \text{Diagram 1} &= A^2 \text{Diagram 2} + \text{Diagram 3} + \text{Diagram 4} + A^{-2} \text{Diagram 5} \\
 &= \text{Diagram 6},
 \end{aligned}$$

whereas, on the right-hand side, it gives

$$\begin{aligned}
 \text{Diagram 7} &= A^2 \text{Diagram 8} + \text{Diagram 9} + \text{Diagram 10} + A^{-2} \text{Diagram 11} \\
 &= \text{Diagram 12}.
 \end{aligned}$$

□

99 Properties

It is a direct consequence of Proposition 2.2 (§97) that V_{br} satisfies the same skein relation than the Jones polynomial. Nevertheless, it differs from the Jones polynomial since it has infinitely initial conditions. Actually, as shown in Figure IV.4, there are infinitely regularly isotopic¹ diagrams of the trivial knot which are pairwise non braid-like isotopic.

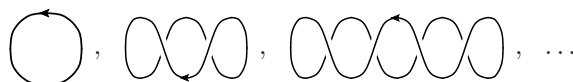


Figure IV.4: Regularly, but not braid-like, isotopic trivial knots

Of course, the Seifert state $\text{Sei}(D)$ obtained by resolving all the crossings of D with respect to its orientation is involved in the sum which defines $\langle D \rangle_{br}$. But even more, as implied by the following proposition, it survives as a leading term.

Proposition 2.4. *The bracket $\langle D \rangle_{br}$ is equal to $A^{w(D)}\text{Sei}(D)$ and a remainder involving terms with strictly fewer connected components.*

This proves that the Seifert state is already an invariant for braid-like links and, incidently, that all diagrams in Figure IV.4 are pairwise non braid-like isotopic.

Proof. Let s be a Kauffman state which maximizes the number of h -circles among the states which are not the Seifert one. As a matter of fact, it contains some break points. Using moves 1–4 in Figure IV.5, we remove as many of them as possible. This operation does not modify the number of h -circles.

Then if it remains a d -circle, it means that a move 5 can be performed and, as it increases the number of h -circles, the resulting state must be the Seifert one. The result is then proven. Otherwise, we get a configuration of only h -circles s' with the following properties:

¹*i.e.* with the same writhe and the same Whitney index

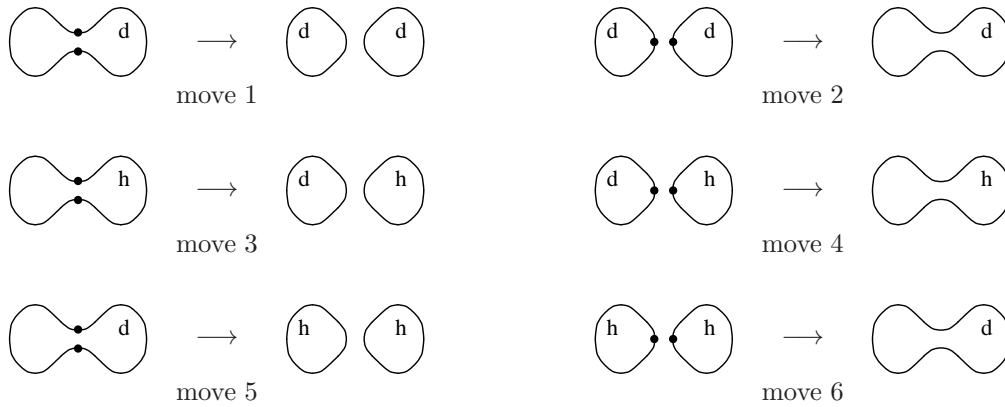


Figure IV.5: Moves removing break points

- i) no connected component contains an internal breaking-smoothed crossing i.e. any two break points linked by a crossing are on distinct connected components;
- ii) it contains some break points since, as the last move to get the Seifert state must be a move 5 in Figure IV.5, it cannot be the Seifert state.

Then we construct a graph G by associating a vertex to each h -circle of s' and an edge to each pair of break points linked by a crossing. Property *i*) assures that G is planar and property *ii*) that it contains a connected component not reduced to a point. We choose such a component G' with $k \geq 2$ vertices and n edges corresponding to a substate s'' of s' with k h -circle and $2n$ break points. Now we change the smoothing of $(k - 1)$ breaking-smoothed crossings of s'' in such a way that the number of circles decreases each time by one. This can be done because G' is connected and the removal of two linked break points corresponds to the retraction of the corresponding edge in G' . Then it remains one circle with $2(k - k + 1)$ break points corresponding to a graph with a single vertex and $(n - k + 1)$ loops. As this graph is still planar, we can find two adjacent break points linked by a crossing. Removing these two break points creates an h -circle with no break point. By repeating this operation, we create one such h -circle for each pair of linked break points, except for the last one which will create two such h -circles.

At last, we get a state with $(n - k + 2)$ h -circles. Now, each h -circles in s'' was containing at least one break point, therefore at least four break points in order to be of type h . Thus, we have

$$2n \geq 4k,$$

and consequently

$$n - k + 2 \geq k + 2.$$

We have therefore increased the number of h -circles, so the last state must be the Seifert state.

This concludes the proof. \square

In the case of closed braids in a solid torus, Hoste and Przytycki have already defined a refinement of Jones polynomial in [HP89]. The braid-like one can be seen as a generalization of it.

Proposition 2.5. *In the case of closed braids, V_{br} coincides with the invariant of Hoste and Przytycki.*

Proof. A connected component of a Kauffman state for a closed braid in a solid torus is contractible in the solid torus if and only if it is of type d . Actually, the critical points of the restriction of the radius function on a circle correspond exactly to the break points on this circle. Moreover, the number of such critical points is congruent to 2 modulo 4 if and only if the circle is contractible. \square

2.3 Star-like Jones polynomial

100 Definition

Except concerning the definitions of h and d -circles, the star-like refinement of Jones polynomial is identical to the braid-like one.

Let s be a Kauffman state for D .

Let c be a connected component of s . It is *of type h* if one half of the number of break points plus the number of Seifert points on c is even. We say it is a *h -circle*. Otherwise, it is *of type d* and we call it a *d -circle*.

Now, similarly to the braid-like case, we define some gradings on the set of Kauffman states by

$$\begin{aligned}\sigma(s) &= \#\{A\text{-smoothed crossing in } s\} - \#\{A^{-1}\text{-smoothed crossing in } s\}, \\ d(s) &= \#\{\text{circles of type } d \text{ in } s\}, \\ h(s) &= \#\{\text{circles of type } h \text{ in } s\},\end{aligned}$$

and $c(s) \in C$ is the configuration of only the h -circles.

Definition 2.6. The *star-like Kauffman bracket* $\langle D \rangle_{st} \in \Gamma$ is defined by

$$\langle D \rangle_{st} = \sum_{\substack{s \text{ Kauffman} \\ \text{state of } D}} A^{\sigma(s)} (-A^2 - A^{-2})^{d(s)} c(s).$$

Moreover, we define the *star-like Jones polynomial* by

$$V_{st}(D) = (-A)^{-3w(D)} \langle D \rangle_{st}.$$

Here again, it follows from the definition:

Proposition 2.7. *Let v be a crossing of D . Let D_0 and D_1 be the diagrams obtained from D by performing on v respectively a A -smoothing and a A^{-1} -smoothing. Then, we have*

$$\langle D \rangle_{st} = A \langle D_0 \rangle_{st} + A^{-1} \langle D_1 \rangle_{st}.$$

Moreover, we have

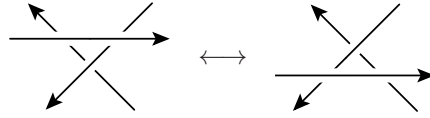
$$\langle D \circ \rangle_{st} = (-A^2 - A^{-2}) \langle D \rangle_{st}.$$

101 Consistency

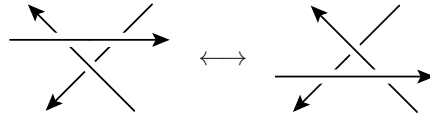
Theorem 2.8. *The bracket $\langle \cdot \rangle_{st}$ and the braid-like Jones polynomial are invariant under global orientation reversing and star-like isotopies.*

Proof. Arguments for the invariance under global orientation reversing and star-like moves of type II are similar than for the braid-like case.

For invariance under star-like moves of type III, there is no star-like equivalent of Lemma 1.4 (§94). The moves

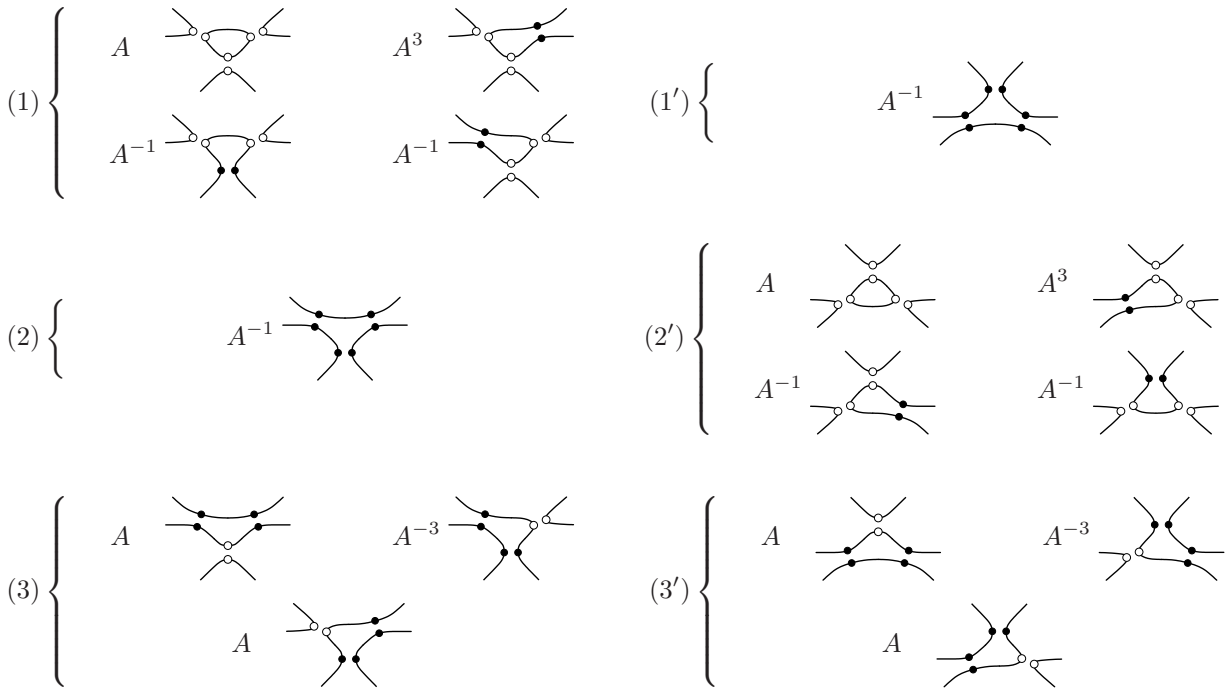


and



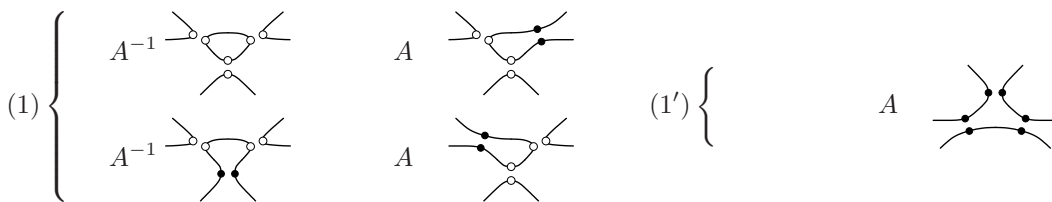
need hence to be treated separately.

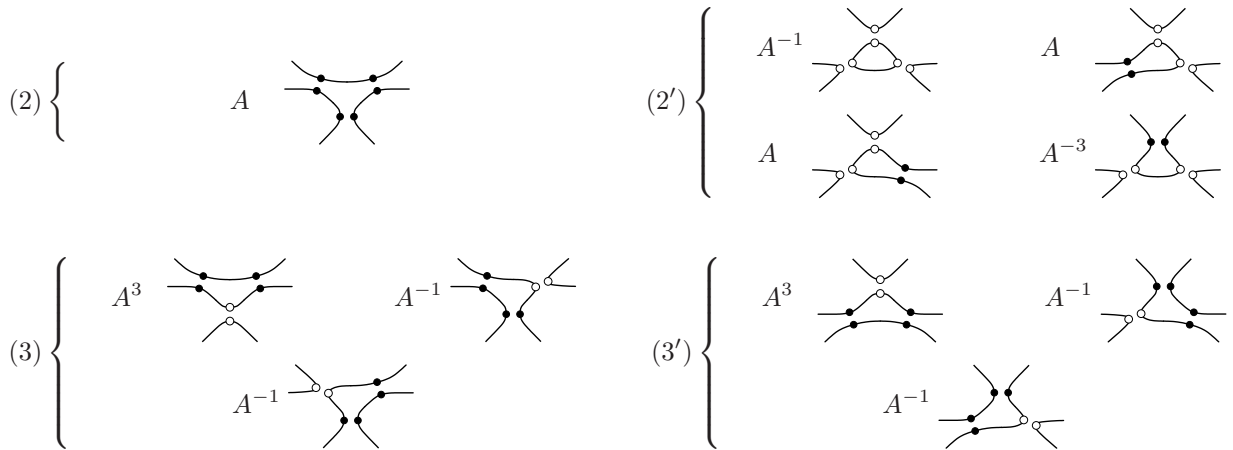
The left hand side and the right hand side of the first one give respectively the following eight contributions to the bracket:



The closed connected components arising in (1) and (2') are of type d . This implies that (1) = (1'), (2) = (2') and (3) = (3') when summing their elements to evaluate the star-like Kauffman bracket. Moreover, the configurations of h -circles in \mathbb{R}^2 are the same.

The left hand side and the right hand side of the second move give respectively the following contributions:





We conclude like in the first case. □

102 Properties

If giving a sense at adding Seifert points on diagrams, Proposition 2.7 (§100) would lead to the following identity:

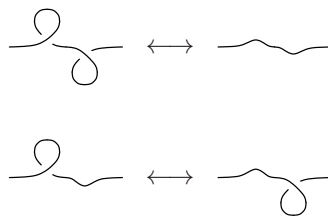
$$A^4 V_{st} (\text{diagram}) - A^{-4} V_{st} (\text{diagram}) = (A^2 - A^{-2}) V_{st} (\text{diagram}).$$

But $V_{st} (\text{diagram}) \neq V_{st} (\text{diagram})$ and there is no chance that V_{st} does satisfy Jones skein relation.

Nevertheless, it happens that the star-like Jones polynomial is invariant under more Reidemeister moves.

Proposition 2.9. *The polynomial V_{st} is invariant under two simultaneous and adjacent Reidemeister I moves.*

Proof. We will consider the two following cases only:



All other cases are analogous.

The left hand side of the first case gives the following contributions:

$$\begin{aligned} \text{diagram} &= A^2 \text{diagram} + \text{diagram} + \text{diagram} + A^{-2} \text{diagram} \\ &= (A^2 d + 1 + d^2 + A^{-2} d) \text{diagram} \\ &= \text{diagram}. \end{aligned}$$

The left hand side of the second gives the contribution:

$$\begin{aligned}
 -A^3 \left(A \text{---} \text{---} \text{---} + A^{-1} \text{---} \text{---} \text{---} \right) &= -A^3 \left((A + A^{-1}d) \text{---} \text{---} \text{---} \right) \\
 &= \text{---} \text{---} \text{---} ,
 \end{aligned}$$

whereas its right hand side gives:

$$\begin{aligned}
 -A^{-3} \left(A \text{---} \text{---} \text{---} + A^{-1} \text{---} \text{---} \text{---} \right) &= -A^{-3} \left((Ad + A^{-1}) \text{---} \text{---} \text{---} \right) \\
 &= \text{---} \text{---} \text{---} .
 \end{aligned}$$

□

Jones polynomial have been refined to suit the restricted cases. It is now natural to wonder how its Khovanov categorification behaves.

Chapter V

Khovanov invariants for restricted links

This chapter uses the basics in algebra given in the first section of the first chapter. However, for convenience, we require here that chain maps commutes with differentials instead of anti-commuting.

Defined as elements of Γ , V_{br} and V_{st} resist all attempt of categorification. Nevertheless, even if they may contain less information, one can define lightened versions which can be more easily categorified.

1 Definition of homologies for restricted links

Let D be a link diagram.

1.1 Lightening and reformulation

103 Lightening

First, we define a map

$$\chi: \mathcal{C} \longrightarrow \mathbb{Z}[H, H^{-1}]$$

which sends any configuration of circles c to $(-H^2 - H^{-2})^{|c|}$ where $|c|$ denotes the number of connected components of c . Then we extend it to Γ by $\mathbb{Z}[A, A^{-1}]$ -linearity.

Now we define the *lightened restricted Jones polynomial* as the image of V_{br} or V_{st} by χ .

104 Enhanced Kauffman states

A *enhanced state* S of D is a Kauffman state s of D enhanced by an assignment of a plus or a minus sign to each of the connected components of s .

Now, as stated in [Vir02], $\chi(V_{br})$ and $\chi(V_{st})$ can be given the following alternative definitions

$$\left. \begin{array}{l} \chi(V_{br}) \\ \chi(V_{st}) \end{array} \right\} = \sum_{\substack{S \text{ enhanced} \\ \text{state of } D}} (-1)^{\frac{\sigma(S) - w(K)}{2}} (-A^2)^{\frac{\sigma(S) - 3w(K) + 2\tau_d(S)}{2}} (-H^2)^{\tau_h(S)},$$

where τ_d (resp. τ_h) is the difference between the number of plus and minus assigned to the d -circles (resp. h -circles).

1.2 Restricted Khovanov homology

As soon as the definitions of h and d -circles have been set down, the constructions for braid-like and star-like Khovanov homologies are strictly identical. Hence, we give the details for braid-like construction only and leave to the reader the care of changing br -indices for st -ones.

105 Trigradings

For any enhanced state S of D , we define

$$\begin{aligned} i(S) &= \frac{\sigma(S) - w(K)}{2} \\ j(S) &= \frac{\sigma(S) - 3w(K) + 2\tau_d(S)}{2} \\ k(S) &= \tau_h(S). \end{aligned}$$

It is easily checked, using the fact that any link can be unknotted by switching a finite number of crossings that they are all integers.

This defines three gradings on $C(D)$ the module generated by all enhanced states of D . So we can consider the trigraded module $C_{br}(D) := (C_i^{j,k}(D))_{i,j,k \in \mathbb{Z}}$.

106 Braid-like Khovanov differential

First, we assign an arbitrary ordering on the crossings of D .

For any two enhanced states S and S' of D and for any v crossing of D , we define an incidence number $[S : S']_v$ by

- $[S : S']_v = 1$ if the following four conditions are satisfied:
 - i) v is A -smoothed in S but A^{-1} -smoothed in S' ;
 - ii) all the other crossings are smoothed the same way in S and S' ;
 - iii) common connected components of S and S' are labeled the same way;
 - iv) $j(S) = j(S')$ and $k(S) = k(S')$;
- otherwise, $[S : S']_v = 0$.

Now we can set $d_{br}^D : C_{br}(D) \rightarrow C_{br}(D)$ as the morphism of modules defined on generators by

$$d_{br}^D(S) = \sum_{\substack{v \text{ crossing} \\ A\text{-smoothed in } S}} d_v(S)$$

where the partial differential d_v is defined by

$$d_v(S) = (-1)^{t_{v,S}^-} \sum_{S' \text{ enhanced state of } D} [S, S']_v S',$$

with $t_{v,S}^-$ the number of A^{-1} -smoothed crossings in S labeled with numbers greater than the label of v .

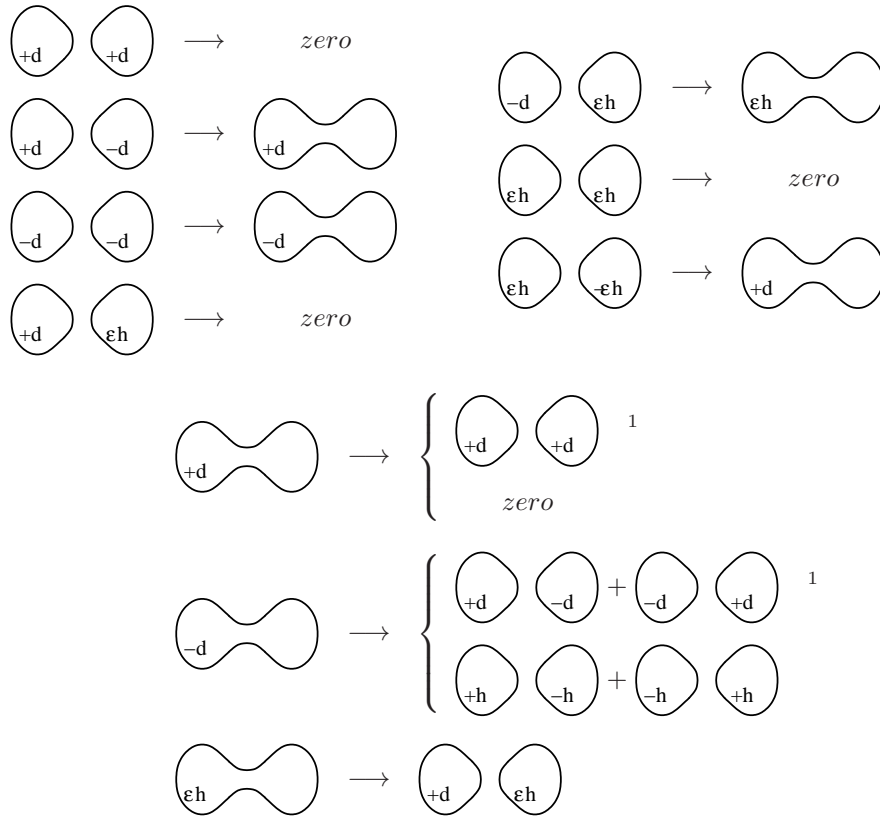


Figure V.1: Definition of the partial differential d_v

For any enhanced state S , its image by d_{br}^D is the alternating sum of enhanced states obtained by switching one A -smoothed crossing of S into a A^{-1} -smoothed one and by locally relabeling connected components in such a way that j and k are preserved and i is decreased by 1. The map d_{br}^D is then graded of tridegree $(-1, 0, 0)$. Moreover the merge of two d -circles or two h -circles always gives a d -circle and the merge of a d -circle with an h -circle always an h -circle. Thus, one can explicit the action of d_v , as done in Figure V.1.

Proposition 1.1. *Every two distinct partial differentials anti-commute. As a consequence, d_{br}^D is a differential.*

Sketch of proof. To prove the proposition, all the possible configurations of labeled h or d -circles linked by two crossings need to be listed. This corresponds to cases 1A–1D to 5A–5D in the proof of lemma 4.4 in [APS04]. □

Proposition 1.2. *The homology \mathcal{H}_{br} associated to $(C_{br}(D), d_{br}^D)$ does not depend on the ordering of the crossings.*

Sketch of proof. It is sufficient to prove the invariance when permuting the order of two crossings v and v' which are consecutive for the considered orderings. But then, the values $(-1)^{\ell_{w,S}}[S, S']_w$ associated to each ordering differ only when one of the two following cases occurs:

¹depending on the type of the resulting circles

- i) $w = v$ is A -smoothed in S and A^{-1} -smoothed in S' while v' is A^{-1} -smoothed in both cases;
- ii) $w = v'$ is A -smoothed in S and A^{-1} -smoothed in S' while v is A^{-1} -smoothed in both cases.

Then they differ from a minus sign.

On that account, the morphism of modules which sends an enhanced state S to $-S$ if v and v' are A^{-1} -smoothed in S and to S otherwise, commutes with the two differentials and is therefore a quasi-isomorphism. □

By construction of the bigraded chain complex $C_{br}(D)$, its bigraded Euler characteristic is equal to V_{br} . According to 1.4 (§6), this remains true for its homology \mathcal{H}_{br} .

107 *Case of closed braids*

As a corollary of the correspondence given in the proof of Proposition 2.5 (§99), the merging rules between d and h -circles are identical to the merging rules for annulus given in [APS04]. This means that in the case of closed braids in a solid torus, the braid-like homology \mathcal{H}_{br} corresponds to homology developed in [APS04].

2 Invariance under restricted isotopies

2.1 Braid-like invariance

Theorem 2.1. *The homology groups \mathcal{H}_{br} are invariant under braid-like isotopies.*

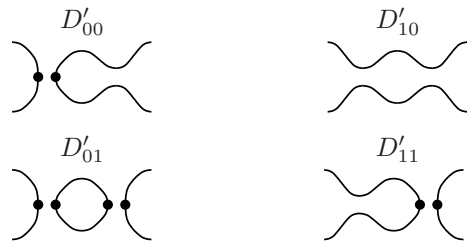
This section is devoted to the proof of this theorem. We adopt notation inspired from those described in Appendix A. Modules are depicted by sets of generators and sets of generators by diagrams partially smoothed. A given set is obtained by considering all the choices for smoothing the unsmoothed crossings and labeling the unlabeled connected components.

108 *Invariance under braid-like move of type II*

We consider two diagrams which differ only locally by a braid-like move of type II.



We order the crossings of D and D' in the same fashion, letting v and v' be the last two ones of D' . Then we consider the following four diagrams which are partial smoothings of D' :



and two maps:

$$d_{\star 1}: \left\{ \begin{array}{c} \bullet \\ \bullet \\ \bullet \end{array} \right\} \rightarrow \left\{ \bullet \right\},$$

$$d_{0 \star}: \left\{ \bullet \right\} \rightarrow \left\{ \bullet \bullet \bullet \bullet \right\}.$$

which are restriction of partial differentials.

Lemma 2.2. *The morphisms $d_{\star 1}$ and $d_{0\star}$ are respectively surjective and injective.*

Proof. This can be checked by direct calculus on generators. □

Lemma 2.3. *The mapping cone of*

$$d_{br}^{D'_{00}} \left(\begin{array}{c} \curvearrowright \\ \left\{ \left(\right) \bullet \left(\right) \right\} \end{array} \right) \xrightarrow[\sim]{d_v + d_{0\star}} \text{Im}(d_v + d_{0\star}) \left(\begin{array}{c} \curvearrowleft \\ \left(\right) \bullet \left(\right) \end{array} \right) d_{br}^{D'}$$

is an acyclic subcomplex of $C_{gr}(D')$, which we denote by C_1 .

Proof. First, we need to prove that the left and the right chain complexes are indeed left invariant by their respective differential.

Stability for the left summand is clear. Now we focus on the right one. As $d_{0\star}$ is injective, the map $(d_v + d_{0\star})$ has a left inverse on its image, and by anti-commutativity of distinct partial differentials we have for any element $S \in \text{Im}(d_v + d_{0\star})$

$$d_{gr}^{D'}(S) = -(d_v + d_{0\star}) \circ d_{br}^{D'_{00}} \circ (d_v + d_{0\star})^{-1}(S) \in \text{Im}(d_v + d_{0\star}).$$

It is now straightforward to check that it is actually a subcomplex of $C_{gr}(D')$. The acyclicity follows from the fact that $(d_v + d_{0\star})$ is injective and thus an isomorphism on its image. □

Lemma 2.4. *The mapping cone of*

$$d_{br}^{D'_{01}} \left(\begin{array}{c} \curvearrowright \\ \left\{ \left(\right) \bullet \left(\right) \ominus \left(\right) \right\} \end{array} \right) \xrightarrow[\sim]{d_{\star 1}} \left\{ \left(\right) \bullet \left(\right) \right\} \left(\begin{array}{c} \curvearrowleft \\ \left(\right) \bullet \left(\right) \end{array} \right) d_{br}^{D'}$$

is an acyclic subcomplex of $C_{gr}(D')$, which we denote by C_2 .

Proof. The stability of the right summand is clear. Since the middle d -circle of the generators of the left summand are labeled by \ominus , the partial differential d_v involved in $d_{br}^{D'_{01}}$ sends these generators to zero. Consequently, this d -circle is left unchanged by $d_{br}^{D'_{01}}$ and the left summand is stable.

Finally, the left summand is a supplementary space for $\text{Ker}d_{\star 1}$ which is already surjective. It is then an isomorphism. □

We define the morphism of modules

$$\begin{array}{ccc} \cdot \otimes v_- : & \left\{ \left(\right) \bullet \left(\right) \right\} & \longrightarrow & \left\{ \left(\right) \bullet \left(\right) \right\} \\ & \left\{ \left(\right) \bullet \left(\right) \right\} & \mapsto & \left\{ \left(\right) \bullet \left(\right) \right\} \end{array}$$

It is grading-preserving and a right inverse for $d_{\star 1}$.

Lemma 2.5. *The chain complex*

$$d_{br}^{D'} \left(\begin{array}{c} \curvearrowright \\ \left\{ \left(\right) \bullet \left(\right) - (d_{1\star}(\left(\right) \bullet \left(\right))) \otimes v_- \right\} \end{array} \right)$$

is a subcomplex of $C_{gr}(D')$, which we denote by C_3 , isomorphic to $C_{gr}(D)$ via the morphism of modules ψ_{II} defined on generators by

$$\psi_{II} \left(\left(\right) \bullet \left(\right) \right) = \left(\right) \bullet \left(\right) - (d_{1\star}(\left(\right) \bullet \left(\right))) \otimes v_-.$$

Proof. To prove this lemma, we split the differential into the sum of the underlying partial differentials. First we consider d_c where $c \neq v, v'$. Since d_c lets unchanged the middle d -circle in $\left. \right\rangle \ominus \left. \left(\right.$ and since $\cdot \otimes v_-$ removes one A^{-1} -smoothed crossing labeled with a number greater than the label of c , we have

$$\begin{aligned} d_c \left((d_{1\star}(\text{wavy})) \otimes v_- \right) &= - \left(d_c(d_{1\star}(\text{wavy})) \right) \otimes v_- \\ &= \left(d_{1\star}(d_c(\text{wavy})) \right) \otimes v_- . \end{aligned}$$

And hence we have

$$d_c \left(\text{wavy} - (d_{1\star}(\text{wavy})) \otimes v_- \right) = d_c \left(\text{wavy} \right) - \left(d_{1\star}(d_c(\text{wavy})) \right) \otimes v_- .$$

Then, $d_{v'}$ and d_v act respectively on wavy and $(d_{1\star}(\text{wavy})) \otimes v_-$. But since $\cdot \otimes v_-$ is a right inverse for $d_{\star 1}$, we have

$$\begin{aligned} d_{1\star} \left(\text{wavy} \right) - d_{\star 1} \left((d_{1\star}(\text{wavy})) \otimes v_- \right) &= d_{1\star}(\text{wavy}) - d_{1\star}(\text{wavy}) \\ &= 0 . \end{aligned}$$

These two points show not only that the subcomplex is stable, but also that ψ_{II} is a chain map. Actually, for every $c \neq v, v'$, d_c has the same definition when considered on wavy and on wavy . Then, it is clearly a grading-preserving isomorphism since wavy has only two crossings more than wavy , one which is A -smoothed whereas the other is A^{-1} -smoothed. \square

Now, the invariance under braid-like moves of type II is reduced to proving that $C_{br}(D')$ is isomorphic to $C_1 \oplus C_2 \oplus C_3$. This can be done at the level of modules. The subcomplex C_2 contains all the elements of the form $\left. \right\rangle \ominus \left. \left(\right.$, thus we can clean all parasite terms in C_3 and get

$$C_2 \oplus C_3 \simeq \left\{ \text{wavy} , \left. \right\rangle \ominus \left. \left(\right. , \text{wavy} \right\} .$$

Moreover,

$$\text{Im}(d_v + d_{0\star}) = \left\{ \left. \right\rangle \oplus \left. \left(\right. + \alpha_1 , \left. \right\rangle \oplus \left. \left(\right. + \alpha_2 , \left. \right\rangle \oplus \left. \left(\right. + \alpha_3 \right\} ,$$

with $\alpha_i \in \text{wavy}$ for $i = 1, 2, 3$. Then, with $C_2 \oplus C_3$ we can again clean and get

$$\text{Im}(d_v + d_{0\star}) \oplus C_2 \oplus C_3 \simeq \left\{ \text{wavy} , \left. \right\rangle \oplus \left. \left(\right. , \text{wavy} \right\} .$$

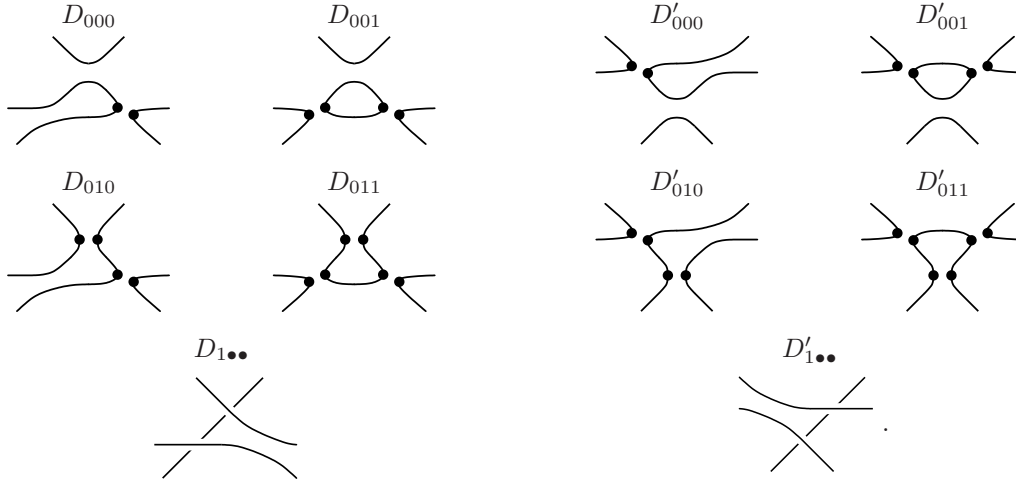
Finally $C_1 = \left. \right\rangle \oplus \text{Im}(d_v + d_{0\star})$ and this concludes the proof.

109 *Invariance under braid-like move of type III*

According to Lemma 1.4 (§94), it is sufficient to prove the invariance between two diagrams which differ only locally by the following braid-like move of type III.



We order the crossings of D and D' in the same fashion, letting the three crossings involved in the Reidemeister move be the last three ones. We can now consider the following ten partial smoothings of D or D' :



It is immediate to note that $D_{1..} \simeq D'_{1..}$ and $D_{010} \simeq D'_{010}$. With respect to D , we consider also two maps

$$d_{0\star 1} : \left\{ \begin{array}{c} \text{Diagram 1} \\ \text{Diagram 2} \end{array} \right\} \rightarrow \left\{ \begin{array}{c} \text{Diagram 3} \\ \text{Diagram 4} \end{array} \right\},$$

$$d_{00\star} : \left\{ \begin{array}{c} \text{Diagram 5} \\ \text{Diagram 6} \end{array} \right\} \rightarrow \left\{ \begin{array}{c} \text{Diagram 7} \\ \text{Diagram 8} \end{array} \right\}.$$

which are restriction of partial differentials.

Now, the proof goes on similarly to the case of braid-like moves of type II, using the same arguments.

Lemma 2.6. *The maps $d_{0\star 1}$ and $d_{00\star 1}$ are, respectively, surjective and injective.*

Lemma 2.7. *The mapping cone of*

$$d_{br}^{D_{000}} \left(\begin{array}{c} \curvearrowright \\ \left\{ \begin{array}{c} \text{Diagram 9} \\ \text{Diagram 10} \end{array} \right\} \xrightarrow[\sim]{d_v + d_{v'} + d_{00\star}} \text{Im}(d_v + d_{v'} + d_{00\star}) \left(\begin{array}{c} \curvearrowleft \\ \end{array} \right) d_{br}^D$$

is an acyclic subcomplex of $C_{gr}(D)$, which we denote by C_1 .

Lemma 2.8. *The mapping cone of*

$$d_{br}^{D_{001}} \left(\begin{array}{c} \curvearrowright \\ \left\{ \begin{array}{c} \text{Diagram 11} \\ \text{Diagram 12} \end{array} \right\} \xrightarrow[\sim]{d_v + d_{0\star 1}} \left\{ \begin{array}{c} \text{Diagram 13} \\ \text{Diagram 14} \end{array} \right\} + \left\{ \begin{array}{c} \text{Diagram 15} \\ \text{Diagram 16} \end{array} \right\} \left(\begin{array}{c} \curvearrowleft \\ \end{array} \right) d_{br}^D$$

is an acyclic subcomplex of $C_{gr}(D')$, which we denote by C_2 .

Now, we define the morphism of modules

$$\cdot \otimes v_- : \begin{array}{ccc} \begin{array}{c} \text{Diagram 17} \\ \text{Diagram 18} \end{array} & \rightarrow & \begin{array}{c} \text{Diagram 19} \\ \text{Diagram 20} \end{array} \\ \begin{array}{c} \text{Diagram 21} \\ \text{Diagram 22} \end{array} & \mapsto & - \begin{array}{c} \text{Diagram 23} \\ \text{Diagram 24} \end{array} \end{array}$$

It is grading-preserving and a right inverse for d_{0*1} .

Lemma 2.9. *The chain complex*

$$d_{br}^D \left(\left\{ \text{diagram} - (d_{1*}(\text{diagram})) \otimes v_-, \text{diagram} \right\} \right)$$

is a subcomplex of $C_{gr}(D)$, which we denote by C_3

Moreover, at the level of modules, $C(D)$ is isomorphic to $C_1 \oplus C_2 \oplus C_3$.

With the same reasoning on D' , we get:

$$C(D') \simeq C'_1 \oplus C'_2 \oplus C'_3$$

where C'_1 and C'_2 are acyclic and

$$C'_3 = \left\{ \text{diagram} - (d_{01*}(\text{diagram})) \otimes v_-, \text{diagram} \right\} \oplus \text{diagram}.$$

Finally, we conclude using the following lemma:

Lemma 2.10. *The chain complexes C_3 and C'_3 are isomorphic via the morphism of modules ψ_{III} which is the identity on diagram and is defined otherwise by*

$$\psi \left(\text{diagram} - (d_{01*}(\text{diagram})) \otimes v_- \right) = \text{diagram} - (d_{01*}(\text{diagram})) \otimes v_-.$$

2.2 Star-like invariance

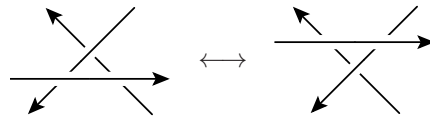
Theorem 2.11. *The homology groups \mathcal{H}_{st} are invariant under star-like isotopies.*

The star-like case is similar in most respects to the braid-like one.

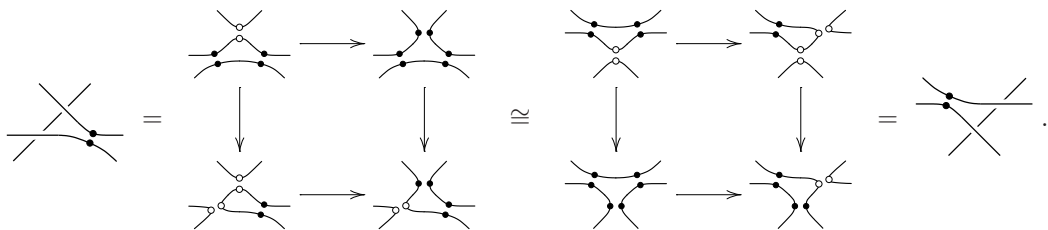
110 Invariance under star-like moves

With the proviso of adding Seifert points, the proof for invariance under star-like moves of type II can be copied out from the braid-like one.

This is also true for the following star-like move of type III:



as soon as we have noticed that



Unfortunately, the invariance under the second star-like move of type III cannot be achieved in this way. Moreover, there is no way to connect it to the other one using only star-like moves of type II. However, these two moves are mirror image one to the other. The proof can thus be completed by using the following proposition.

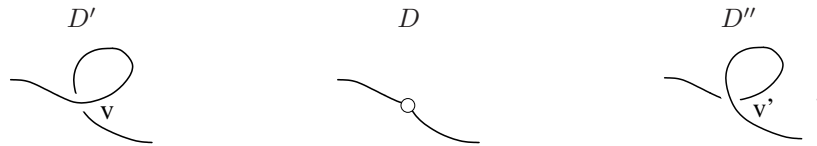
Proposition 2.12. *For any diagram D and any integers i, j and k , the homology groups $\mathcal{H}_i^{j,k}(D)$ and $(\mathcal{H}_{-i}^{-j,-k}(\overline{D})/\mathcal{T}_{-i}^{-j,-k}(\overline{D})) \oplus \mathcal{T}_{-i+1}^{-j,-k}(\overline{D})$ are isomorphic where $\mathcal{T}(D)$ denotes the torsion part of $\mathcal{H}_{st}(D)$ and \overline{D} the mirror image of D .*

The proof is given in paragraphs 112–114.

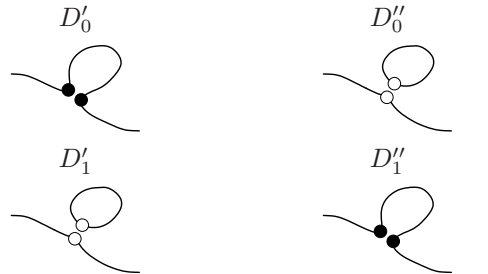
111 Invariance under pairs of Reidemeister moves of type I

Proposition 2.9 (§102) states that star-like Jones polynomial is invariant under pairs of adjacent Reidemeister moves of type I. This property remains true for star-like Khovanov homology.

To prove it, we consider the three following diagrams which differ only locally by Reidemeister moves of type I and the occurrence of a Seifert point.



We order the crossings of D, D' and D'' in the same fashion, letting v and v' be the last ones of D' and D'' . Now we consider the following four partial smoothings of D or D'' :



and the two following restrictions of partial differentials:

$$d_*^{D'} : \left\{ \begin{array}{c} \text{Diagram with black dot} \\ \text{Diagram with white dot} \end{array} \right\} \rightarrow \left\{ \begin{array}{c} \text{Diagram with white dot} \\ \text{Diagram with black dot} \end{array} \right\},$$

$$d_*^{D''} : \left\{ \begin{array}{c} \text{Diagram with white dot} \\ \text{Diagram with black dot} \end{array} \right\} \rightarrow \left\{ \begin{array}{c} \text{Diagram with black dot} \\ \text{Diagram with white dot} \end{array} \right\}.$$

Lemma 2.13. *The morphisms $d_*^{D'}$ and $d_*^{D''}$ are respectively injective and surjective.*

Here again, all proofs can be argued like in the proofs of paragraph 108.

Lemma 2.14. *The mapping cone of*

$$d_{br}^{D'_0} \left(\begin{array}{c} \curvearrowright \\ \left\{ \begin{array}{c} \text{Diagram with black dot} \\ \text{Diagram with white dot} \end{array} \right\} \xrightarrow[\sim]{d_*^{D'}} \left\{ \begin{array}{c} \text{Diagram with white dot} \\ \text{Diagram with black dot} \end{array} \right\} \begin{array}{c} \curvearrowright \\ \text{Diagram with white dot} \end{array} \right) d_{br}^{D'_1}$$

is an acyclic subcomplex of $C_{gr}(D')$, which we denote by C'_1 .

Lemma 2.15. *The mapping cone of*

$$d_{br}^{D''} \left(\bigcirc \right) \left\{ \begin{array}{c} \text{---} \circ \text{---} \\ \text{---} \circ \text{---} \end{array} \right\} \xrightarrow[\sim]{d_*^{D'}} \left\{ \begin{array}{c} \text{---} \bullet \text{---} \\ \text{---} \bullet \text{---} \end{array} \right\} \left(\bigcirc \right) d_{br}^{D''}$$

is an acyclic subcomplex of $C_{gr}(D')$, which we denote by C''_1 .

Lemma 2.16. *The chain complexes*

$$d_{br}^{D'} \left(\bigcirc \right) \left\{ \begin{array}{c} \text{---} \circ \text{---} \\ \text{---} \circ \text{---} \end{array} \right\}$$

and

$$d_{br}^{D''} \left(\bigcirc \right) \left\{ \begin{array}{c} \text{---} \circ \text{---} \\ \text{---} \circ \text{---} \end{array} \right\}, \left\{ \begin{array}{c} \text{---} \circ \text{---} \\ \text{---} \circ \text{---} \end{array} \right\}^+, \left\{ \begin{array}{c} \text{---} \circ \text{---} \\ \text{---} \circ \text{---} \end{array} \right\}^- \right\}$$

are subcomplexes of, respectively, $C(D')$ and $C(D'')$, which we denote by C'_2 and C''_2 . Both of them are isomorphic to $C(D)$.

Moreover, at the level of modules, $C(D')$ and $C(D'')$ are respectively isomorphic to $C'_1 \oplus C'_2$ and $C''_1 \oplus C''_2$.

Finally, the proof is completed by noticing that the operation of adding two adjacent Seifert points on a diagram is a blind operation for the Khovanov construction.

2.3 Restricted Khovanov cohomology

All the statements in this section hold straightforwardly in the braid-like context.

112 Khovanov codifferential

Just like the differential d_{st}^D was defined for every diagram D , we can set a codifferential $d_D^{st}: C_{st}(D) \rightarrow C_{st}(D)$ of tridegree $(1, 0, 0)$ defined on generators by

$$d_D^{st}(S) = \sum_{\substack{v \text{ crossing} \\ A\text{-smoothed in } S}} d^v(S)$$

where the partial differential d^v is defined by

$$d^v(S) = (-1)^{t_{v,S}^+} \sum_{S' \text{ enhanced state of } D} [S', S]_v S'$$

with $t_{v,S}^+$ the number of A -smoothed crossings in S labeled with numbers greater than the label of v .

113 Duality

Lemma 2.17. *The bigraded cochain complex $(C_{st}(D), d_D^{st})$ is isomorphic to the dual cochain complex $(C_{st}^*(D), d_{st}^*)$ associated to $(C_{st}(D), d_{st}^D)$.*

Proof. We set the map $\psi: C_{st}(D) \rightarrow C_{st}^*(D)$ defined on generators by $\psi(S) = (-1)^{u(S)} S^*$ where S^* is the dual element of S associated to the canonical base and

$$u(S) = \sum_{\substack{v_i \text{ crossing} \\ A\text{-smoothed in } S}} n - i.$$

Since ψ is obviously an isomorphism of modules, we only need to check that it commutes with the differentials.

Let S and S_0 be enhanced states. In one hand, we have

$$\begin{aligned} \psi(d_D^{st}(S))(S_0) &= \sum_{\substack{v \text{ crossing in } D \\ S' \text{ enhanced state}}} (-1)^{t_{S,v}^+ + u(S')} [S', S]_v S'^*(S_0) \\ &= \sum_{v \text{ crossing in } D} (-1)^{t_{S,v}^+ + u(S_0)} [S_0, S]_v, \end{aligned}$$

and in the other

$$\begin{aligned} d_{st}^*(\psi(S))(S_0) &= \sum_{\substack{v \text{ crossing in } D \\ S' \text{ enhanced state}}} (-1)^{t_{S_0,v}^- + u(S)} [S_0, S']_v S^*(S') \\ &= \sum_{v \text{ crossing in } D} (-1)^{t_{S_0,v}^- + u(S)} [S_0, S]_v. \end{aligned}$$

Moreover, if $[S_0, S]_v \neq 0$, then S and S_0 differ only on v . We have thus $u(S_0) - u(S) = n - i$ for some i . But on the other side

$$t_{S,v}^+ + t_{S_0,v}^- = t_{S,v}^+ + t_{S,v}^- = n - i.$$

As a matter of fact, $(t_{S,v}^+ + u(S_0)) + (t_{S_0,v}^- + u(S)) = 2(n - i + u(S))$ and $t_{S,v}^+ + u(S_0)$ and $t_{S_0,v}^- + u(S)$ have the same parity. \square

114 Duality for mirror image

Lemma 2.18. *The map*

$$\begin{array}{ccccccc} \dots & \xrightarrow{d_{st}^D} & C_i^{j,k}(D) & \xrightarrow{d_{st}^D} & C_{i-1}^{j,k}(D) & \xrightarrow{d_{st}^D} & \dots \\ \phi : & & \downarrow \phi & & \downarrow \phi & & \\ \dots & \xrightarrow{d_{\overline{D}}^{st}} & C_{-j,-k}^{-i}(\overline{D}) & \xrightarrow{d_{\overline{D}}^{st}} & C_{-j,-k}^{-i+1}(\overline{D}) & \xrightarrow{d_{\overline{D}}^{st}} & \dots \end{array}$$

defined on any enhanced state S by inverting the labels of all circles, is a chain complex isomorphism.

Proof. Any enhanced state S of D can be seen as an enhanced state for \overline{D} with opposed smoothing at every crossing. Moreover, since $w(\overline{D}) = -w(D)$ and since the map ϕ inverts all the labels, this map is well defined as a graded isomorphism of modules. Thus, it is sufficient to verify that the diagram is commutative. Indeed, for any enhanced state S

$$\phi(d_{st}^D(S)) = \sum_{\substack{v \text{ crossing in } D \\ S' \text{ enhanced state of } D}} (-1)^{t_{S,v}^-} [S, S']_v \phi(S'),$$

and

$$\begin{aligned}
 d_{\overline{D}}^{st}(\phi(S)) &= \sum_{\substack{v \text{ crossing in } \overline{D} \\ S' \text{ enhanced state of } \overline{D}}} (-1)^{t_{\phi(S),v}^+} [S', \phi(S)]_v S' \\
 &= \sum_{\substack{v \text{ crossing in } \overline{D} \\ \phi(S') \text{ enhanced state of } \overline{D}}} (-1)^{t_{\phi(S),v}^+} [\phi(S'), \phi(S)]_v \phi(S'),
 \end{aligned}$$

since ϕ is a bijection between enhanced states of D and \overline{D} . But, by definition, $t_{S,v}^- = t_{\phi(S),v}^+$ and by construction $[\phi(S'), \phi(S)]_v = [S, S']_v$. \square

Finally Proposition 2.12 (§110) is proved by using the Proposition 1.5 (§7).

Conclusion

The work initiated in this thesis leaves open many questions. As a conclusion, we try to draw up a non exhaustive list of them.


Concerning the generalization of link Floer homology, the property

$$\widehat{HF} \left(\left(\begin{array}{|c|} \hline L \\ \hline \end{array} \right) \bowtie \left(\begin{array}{|c|} \hline L' \\ \hline \end{array} \right) \right) \cong 0 \quad (\text{V.1})$$

should be proved as a general fact.

In a second time, a possible finite type behavior should be examined. In particular, the filtrated inverse of degree 1 for the switch morphism should lead to the extraction of acyclic subcomplexes. Hopes for full acyclicity under any simple conditions are certainly too optimistic. Computations lead to the conjecture that a fully singular link, *i.e.* a link which has a diagram with only double points as crossings, is acyclic when computed with the orientation induced on the double points by the planar orientation.

More generally, computations seems to indicate that some orientations for doubles points are more relevant than other. Finally, it should be interesting to understand the possible links between our construction and the construction given in [OSS07]. Notably, the latter leads to a description of link Floer homology in the spirit of Khovanov-Rozansky homology [OS07a]. *A priori*, a third generalization of link Floer homology to singular links can thus be defined using the approach of N. Shirokova and B. Webster [SW07]. Nevertheless, as shown in section 4, being the mapping cone of a map between Seifert smoothing can exclude the (V.1) relation.

Concerning the second part, there are many questions on restricted links which are still open. Above all, the relations between braid-like and usual links should be clarified; by exhibiting, in particular, a minimal set of moves which generates, associated with the braid-like moves, all the diagrams isotopies. We can wonder if the Reidemeister moves of type I are sufficient or, equivalently, if the Reidemeister moves corresponding to the singularity  are really necessary. This would lead to a new diagrammatical approach of links which may be adapted, for instance, to genus questions and minimality of Seifert surfaces since braid-like moves are precisely moves which preserve the Seifert state.

In this thesis, we only categorify a lightened version of the braid-like (and star-like) Jones polynomial. A possible continuation would be a categorification of the full bracket. Finally, Khovanov homology can be seen as a particular case of Khovanov-Rozansky. Nevertheless, it differs from other cases by its invariance under non braid-like Reidemeister moves of type II. Our refinement precisely insists on the internal mechanisms of Khovanov homology at the time of these moves. It is thus likely to throw some light on this peculiar behavior.

Appendices

Appendix A

Decomposition in subcomplexes

This appendix is devoted to the details of the proof of Proposition 3.3 (§83).

The strategy is to enumerate subcomplexes described as mapping cones of isomorphisms. They are thus all acyclic.

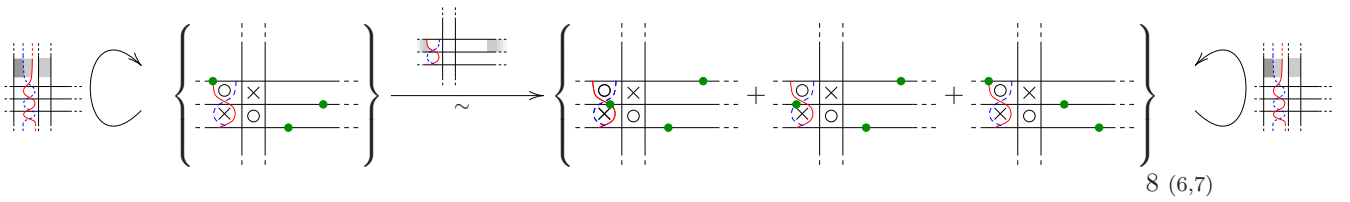
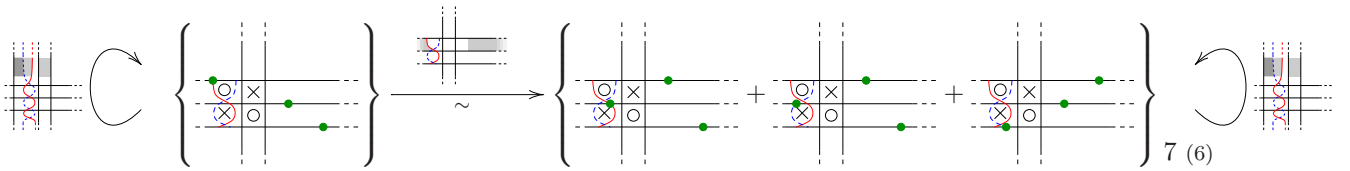
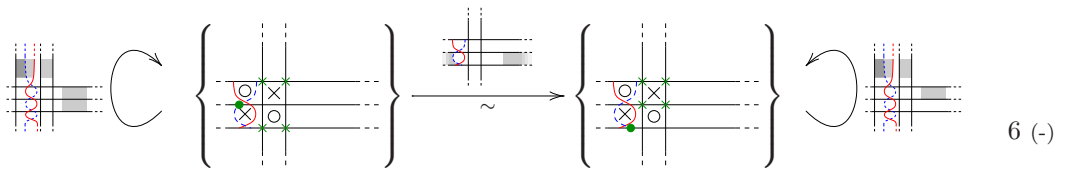
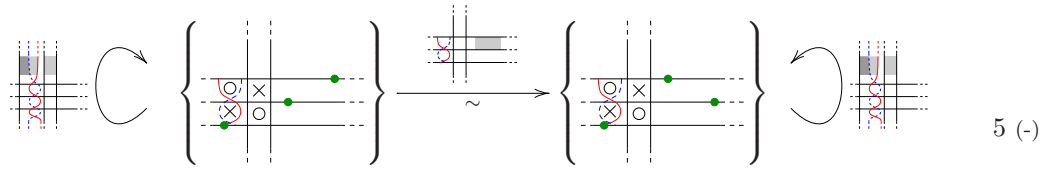
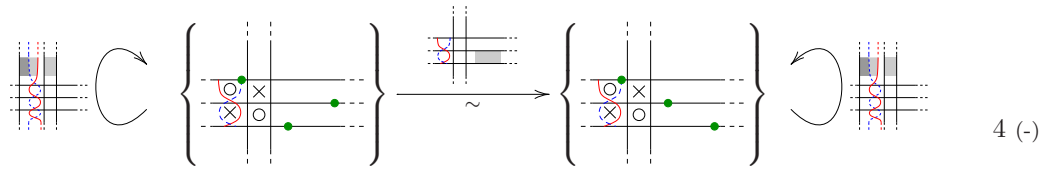
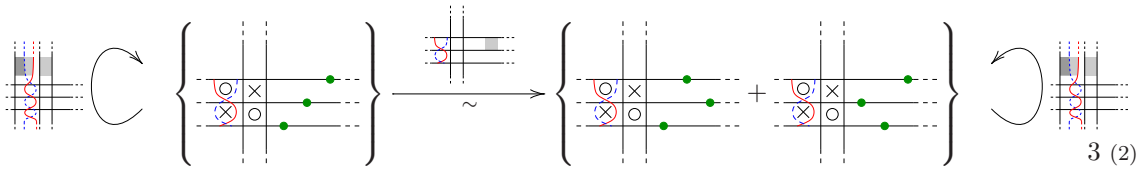
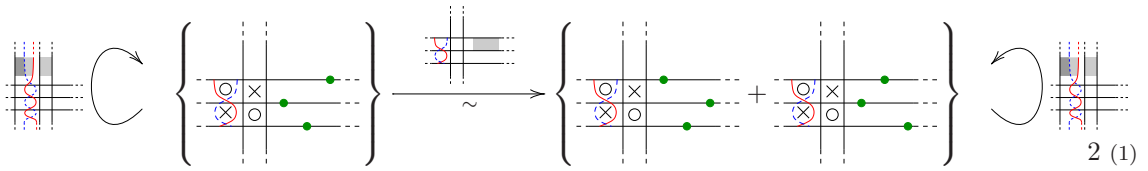
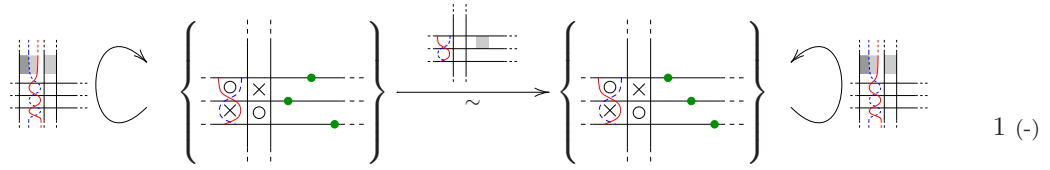
We use the following notation:

- sets of generators are described by the points they have in common; forbidden location for points are crossed;
- when summing sets of dots, we mean the sums of generators obtained by using the same complementary set of dots; such elements should be understood as a leading term and a remainder;
- minus signs should be replaced by $-\varepsilon(r_1)\varepsilon(r_2)$ where r_1 and r_2 are the polygons connecting the two summands to a same generator;
- modules are described by a set of generators;
- differentials are described by curved arrows illustrated by the rectangles we are summing over;
- chain isomorphisms simply associate generators of each side obtained by using the same complementary set of points; however, they are illustrated by the polygon which connects the two leading terms.

Now, using the description of \tilde{d}_{gr} initiated in Proposition 3.2 (§82) and completed in paragraph 83, it is straightforward to check that they are all subcomplexes of $(\widetilde{CL}(G_s), \tilde{d}_{gr})$.

Then, to prove that their direct sum is isomorphic to $\widetilde{CL}^-(G_s)$, it is sufficient to work at the level of modules. If the usual generators of $\widetilde{CL}^-(G_s)$ are indexed by their order of appearance in the subcomplexes below, then the linear map which sends every summand to its leading term has a unit upper triangular matrix. It is then invertible. To prove it, subcomplexes are indexed by integers, and for all of them, we give between parenthesis the indices of the subcomplexes where the terms of the remainder appear for the first time.

Finally, there is no difficulty in checking that every generator appears exactly once as a leading term.



$$\begin{array}{c}
 \begin{array}{c} \text{Diagram 1} \end{array} \xrightarrow{\sim} \left\{ \begin{array}{c} \text{Diagram 2} \end{array} \right\} \xrightarrow{\sim} \left\{ \begin{array}{c} \text{Diagram 3} \end{array} \right\} \xrightarrow{\sim} \begin{array}{c} \text{Diagram 4} \end{array} \\
 \text{9 (-)}
 \end{array}$$

$$\begin{array}{c}
 \begin{array}{c} \text{Diagram 1} \end{array} \xrightarrow{\sim} \left\{ \begin{array}{c} \text{Diagram 2} \end{array} \right\} \xrightarrow{\sim} \left\{ \begin{array}{c} \text{Diagram 3} \end{array} \right\} \xrightarrow{\sim} \begin{array}{c} \text{Diagram 4} \end{array} \\
 \text{10 (-)}
 \end{array}$$

$$\begin{array}{c}
 \begin{array}{c} \text{Diagram 1} \end{array} \xrightarrow{\sim} \left\{ \begin{array}{c} \text{Diagram 2} \\ \text{Diagram 3} \\ \text{Diagram 4} \end{array} \right\} \xrightarrow{\sim} \begin{array}{c} \text{Diagram 5} \end{array} \\
 \text{11 (9,10)}
 \end{array}$$

$$\begin{array}{c}
 \begin{array}{c} \text{Diagram 1} \end{array} \xrightarrow{\sim} \left\{ \begin{array}{c} \text{Diagram 2} \\ \text{Diagram 3} \\ \text{Diagram 4} \end{array} \right\} \xrightarrow{\sim} \begin{array}{c} \text{Diagram 5} \end{array} \\
 \text{12 (9,11)}
 \end{array}$$

$$\begin{array}{c}
 \begin{array}{c} \text{Diagram 1} \end{array} \xrightarrow{\sim} \left\{ \begin{array}{c} \text{Diagram 2} \end{array} \right\} \xrightarrow{\sim} \left\{ \begin{array}{c} \text{Diagram 3} \end{array} \right\} \xrightarrow{\sim} \begin{array}{c} \text{Diagram 4} \end{array} \\
 \text{13 (-)}
 \end{array}$$

$$\begin{array}{c}
 \begin{array}{c} \text{Diagram 1} \\ \text{Diagram 2} \end{array} \xrightarrow{\sim} \left\{ \begin{array}{c} \text{Diagram 3} \end{array} \right\} \xrightarrow{\sim} \begin{array}{c} \text{Diagram 4} \end{array} \\
 \text{14 (13)}
 \end{array}$$

$$\begin{array}{c}
 \begin{array}{c} \text{Diagram 1} \end{array} \xrightarrow{\sim} \left\{ \begin{array}{c} \text{Diagram 2} \\ \text{Diagram 3} \end{array} \right\} \xrightarrow{\sim} \begin{array}{c} \text{Diagram 4} \end{array} \\
 \text{15 (14)}
 \end{array}$$

$$\begin{array}{c}
 \circlearrowleft_0 \left\{ \begin{array}{c} \text{diagram} \end{array} \right\} \xrightarrow{\sim} \left\{ \begin{array}{c} \text{diagram} \end{array} \right\} \circlearrowright_0 \\
 \text{16 (-)}
 \end{array}$$

$$\begin{array}{c}
 \circlearrowleft_0 \left\{ \begin{array}{c} \text{diagram} \end{array} \right\} \xrightarrow{\sim} \left\{ \begin{array}{c} \text{diagram} \end{array} \right\} \circlearrowright_0 \\
 \text{17 (-)}
 \end{array}$$

$$\begin{array}{c}
 \circlearrowleft_0 \left\{ \begin{array}{c} \text{diagram} \end{array} \right\} \xrightarrow{\sim} \left\{ \begin{array}{c} \text{diagram} \\ + \\ \text{diagram} \end{array} \right\} \circlearrowright_0 \\
 \text{18 (17)}
 \end{array}$$

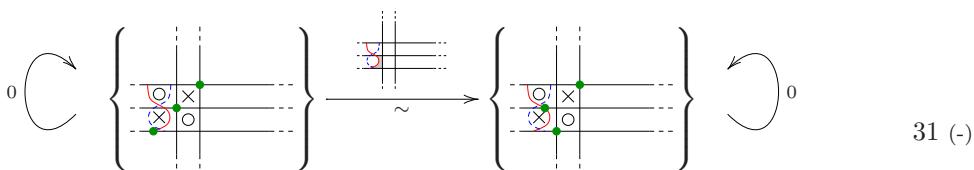
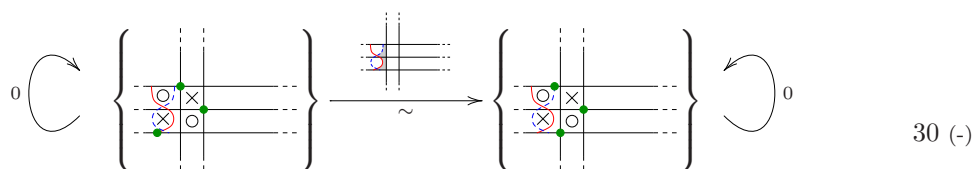
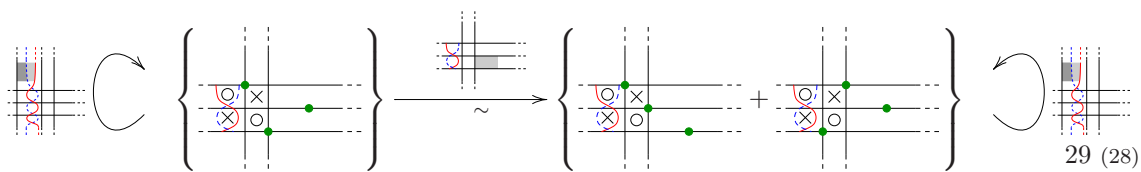
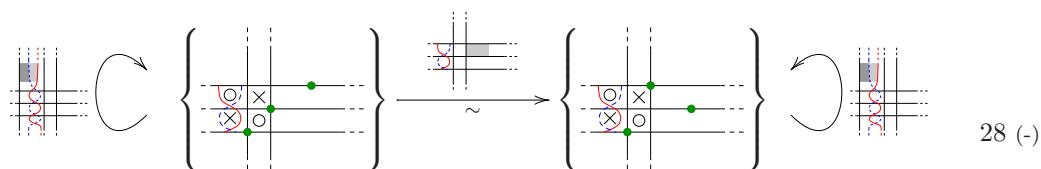
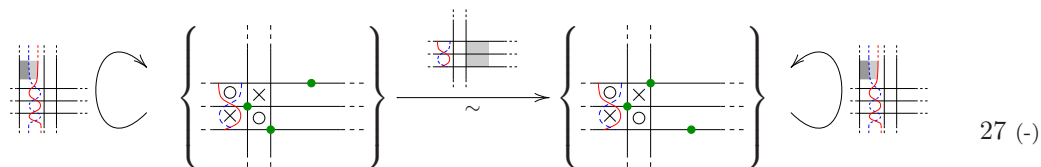
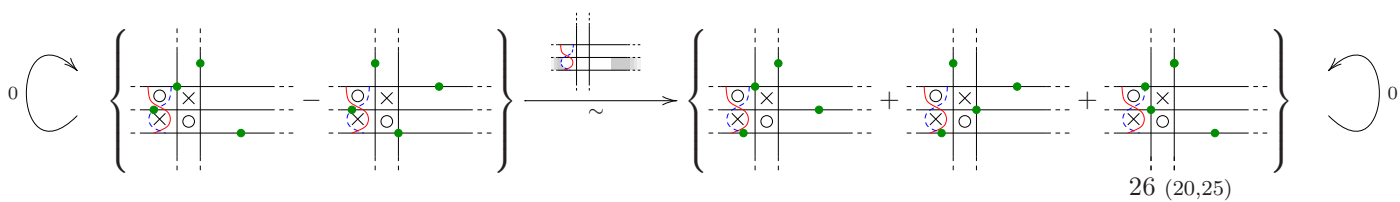
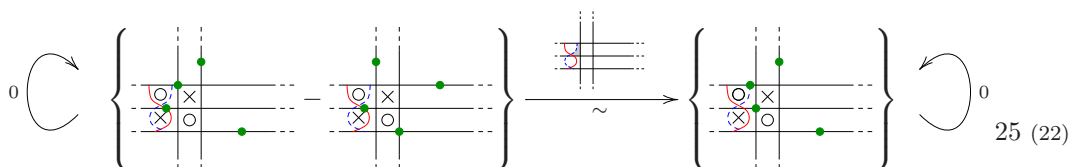
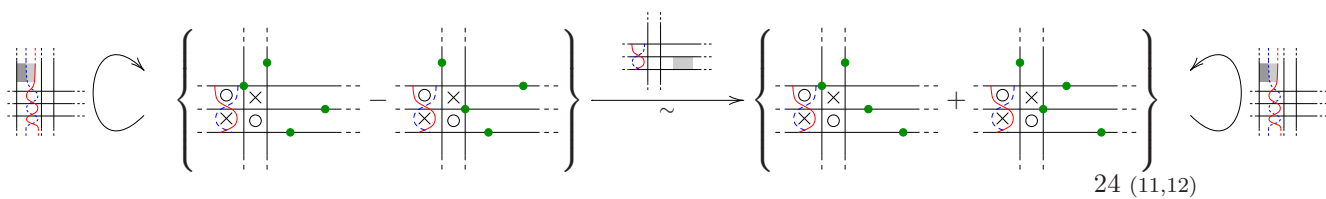
$$\begin{array}{c}
 \circlearrowleft_0 \left\{ \begin{array}{c} \text{diagram} \end{array} \right\} \xrightarrow{\sim} \left\{ \begin{array}{c} \text{diagram} \end{array} \right\} \circlearrowright_0 \\
 \text{19 (-)}
 \end{array}$$

$$\begin{array}{c}
 \circlearrowleft_0 \left\{ \begin{array}{c} \text{diagram} \end{array} \right\} \xrightarrow{\sim} \left\{ \begin{array}{c} \text{diagram} \\ + \\ \text{diagram} \\ + \\ \text{diagram} \end{array} \right\} \circlearrowright_0 \\
 \text{20 (18,19)}
 \end{array}$$

$$\begin{array}{c}
 \circlearrowleft_0 \left\{ \begin{array}{c} \text{diagram} \end{array} \right\} \xrightarrow{\sim} \left\{ \begin{array}{c} \text{diagram} \\ + \\ \text{diagram} \\ + \\ \text{diagram} \\ + \\ \text{diagram} \end{array} \right\} \circlearrowright_0 \\
 \text{21 (16,19,20)}
 \end{array}$$

$$\begin{array}{c}
 \circlearrowleft_0 \left\{ \begin{array}{c} \text{diagram} \end{array} \right\} \xrightarrow{\sim} \left\{ \begin{array}{c} \text{diagram} \\ + \\ \text{diagram} \\ + \\ \text{diagram} \\ + \\ \text{diagram} \end{array} \right\} \circlearrowright_0 \\
 \text{22 (18,20,21)}
 \end{array}$$

$$\begin{array}{c}
 \left\{ \begin{array}{c} \text{diagram} \end{array} \right\} \circlearrowleft_0 \xrightarrow{\sim} \left\{ \begin{array}{c} \text{diagram} \end{array} \right\} \circlearrowright_0 \\
 \text{23 (-)}
 \end{array}$$



$$\begin{array}{c}
 \circlearrowleft_0 \left\{ \begin{array}{c} \text{Diagram 1} \end{array} \right\} \xrightarrow{\sim} \left\{ \begin{array}{c} \text{Diagram 2} \end{array} \right\} \circlearrowright_0 \\
 \text{32 (-)}
 \end{array}$$

$$\begin{array}{c}
 \circlearrowleft_0 \left\{ \begin{array}{c} \text{Diagram 1} \end{array} \right\} \xrightarrow{\sim} \left\{ \begin{array}{c} \text{Diagram 2} \end{array} \right\} \circlearrowright_0 \\
 \text{33 (-)}
 \end{array}$$

$$\begin{array}{c}
 \circlearrowleft_0 \left\{ \begin{array}{c} \text{Diagram 1} \end{array} \right\} \xrightarrow{\sim} \left\{ \begin{array}{c} \text{Diagram 2} \\ + \\ \text{Diagram 3} \end{array} \right\} \circlearrowright_0 \\
 \text{34 (31)}
 \end{array}$$

$$\begin{array}{c}
 \circlearrowleft_0 \left\{ \begin{array}{c} \text{Diagram 1} \end{array} \right\} \xrightarrow{\sim} \left\{ \begin{array}{c} \text{Diagram 2} \\ + \\ \text{Diagram 3} \\ + \\ \text{Diagram 4} \end{array} \right\} \circlearrowright_0 \\
 \text{35 (33,34)}
 \end{array}$$

Appendix B

Construction for mixed grids

This appendix completes and achieves the construction given in this thesis. As a matter of fact, if authorizing singular columns and rows at the same time make the set of grid diagrams larger, it simplifies the elementary moves. The proofs of invariance are then more intelligible. Moreover, it enables more operations on grids which clarify some symmetric properties of the associated link Floer homologies.

1 Construction

115 Row desingularization

All the machinery developed for the desingularization of a singular column can be adapted to singular rows by rotating all the pictures 90° . But then, vertical and horizontal strands are swapped and so are the nature of crossings. Thus, for a given singular row in a standard configuration, *i.e.* with its two X 's on the left of its O 's, we define its 0 and 1-resolution as shown in Figure B.1.

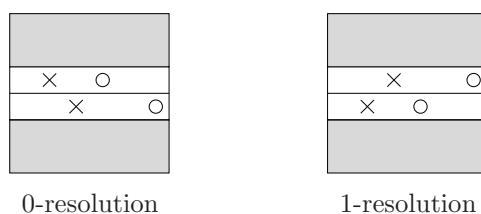


Figure B.1: Resolution for a singular row in a standard configuration

They correspond, respectively, to a positive and a negative resolution of the associated double point. We extend this definition to any singular row, using the fact that, up to cyclic permutations of the columns, any singular row can be set in a standard configuration.

Figure B.2 shows how these two desingularizations can be depicted on the singular grid with some winding arcs, denoted α and β .

The arcs α and β meet in four points which can be identified according to their position with regard to the decorations of the singular row. By analogy with the case of singular columns, we denote such an intersection by the picture of the two decorations surrounding it. We are essentially interested in the intersections of type $\times o$ and $o \times$.

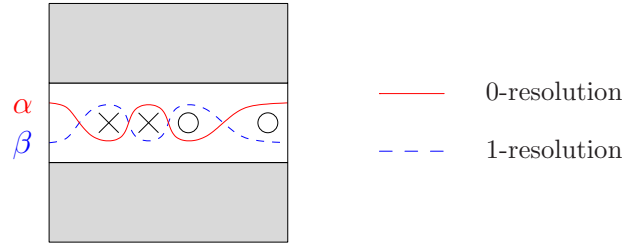


Figure B.2: Combined grid for a singular row

116 Grid polygons

Now that the singular grids are, in a sense, more sophisticated, the definition of the differential requires more polygons. Here, we give a general definition for *grid polygons*.

Let G be a singular grid with $k \in \mathbb{N}$ singular rows and columns. For convenience, we label these singular elements with integer from 1 to k . For $I = (i_1, \dots, i_k) \in \{0, 1\}^k$, we denote by G_I the regular grid obtained by performing a i_j -resolution to the j^{th} singular element for all $j \in \llbracket 1, k \rrbracket$.

We set

$$C^-(G) = \bigoplus_{I \in \{0,1\}^k} C^-(G_I)[\#0(I)].$$

Now, let P be a set of peaks *i.e.* a choice, for each singular row or column, of an arcs intersection of type \times , \circ , $\times \circ$ or $\circ \times$. Let \mathcal{T} the torus obtained by gluing the borders of G .

Let x and y be generators of $C^-(G)$. A *grid polygon connecting x to y* is an embedded polygon π in \mathcal{T} , with set of corners $C(\pi)$, which satisfies:

- $\partial\pi$ is embedded in the grid lines (including the winding arcs);
- $C(\pi)$ is a subset of $x \cup y \cup P$, with $C(\pi) \cap x \neq \emptyset$;
- starting at a element of $C(\pi) \cap x$ and running positively along $\partial\pi$, according to the orientation of π inherited from the one of \mathcal{T} , we first meet a horizontal arc and, then, the corners of π are successively and alternatively points of x and y with, possibly, an element of P inserted between them ;
- except on $\partial\pi$, the sets x and y coincide;
- for all element $c \in C(\pi) \cap P$, the interior of π does not intersect the winding arcs in a neighborhood of c .

The set $C(\pi) \cap P$ is called the *set of peaks of π* .

It is said to be *empty* if $\text{Int}(\pi) \cap x = \emptyset$.

We denote by $\text{Pol}^\circ(G)$ the set of all empty grid polygons on G and by $\text{Pol}^\circ(x, y)$ the set of those which connect x to y .

117 Signs for grid polygons

Following Figure II.16 (§49), we define a map

$$\phi: \text{Pol}^\circ(G) \longrightarrow \text{Rect}^\circ(G_{0\dots 0})$$

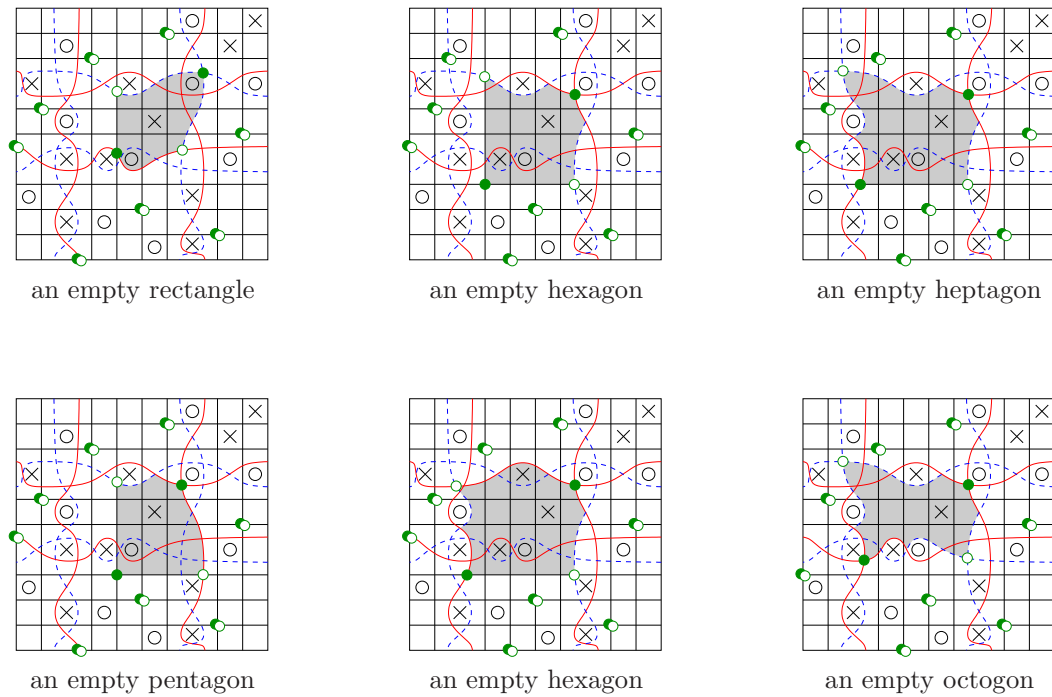


Figure B.3: Examples of grid polygons: dark dots describe the generator x while hollow ones describe y . Grid polygons are depicted by shading. Depending on the number of peaks, there are five kind of grid polygons.

which embank the peaks of a grid polygon using spikes.

Then, we define the map $\varepsilon: \text{Pol}^\circ(G) \rightarrow \{\pm 1\}$ by

$$\varepsilon(\pi) = (-1)^{\mu(\pi)} \varepsilon(\phi(\pi))$$

where $\mu(\pi)$ counts the number of peaks in $\partial\pi$ which point toward the left or toward the top.

118 Differential

We can now define the map

$$\partial_G^-: C^-(G) \rightarrow C^-(G)$$

as the morphism of $\mathbb{Z}[U_{O_1}, \dots, U_{O_{n+k}}]$ -modules defined on the generators by

$$\partial_G^-(x) = \sum_{\substack{y \text{ generator} \\ \text{of } C^-(G)}} \sum_{\pi \in \text{Pol}^\circ(x,y)} \varepsilon(\pi) U_{O_1}^{O_1(\pi)} \dots U_{O_{n+k}}^{O_{n+k}(\pi)} \cdot y.$$

Proposition 1.1. *The couple $(C^-(G), \partial_G^-)$ is a filtrated chain complex.*

The proof is totally similar to the proof of Proposition 3.6 (§52).

119 Invariance theorem

Let G be a singular grid diagram. By convention, we draw the associated singular link diagram D by bending the singular strands to the right or to the top. Now, we consider a set of winding

arcs for every singular row or column. Then, we choose an orientation for every double point *i.e.* an orientation of the plan spanned by the two transverse tangent vectors at the double point. Subsequently, we define a set of peaks P by choosing, for a singular row (resp. singular column), the arc intersection of type $\times \circ$ (resp. $\circ \times$) if the orientation for the associated double point coincides with the planar orientation inherited from the one of D . Otherwise, we choose the other arc intersection.

Finally, we define the chain complex $(C^-(G), \partial_G^-)$ as above.

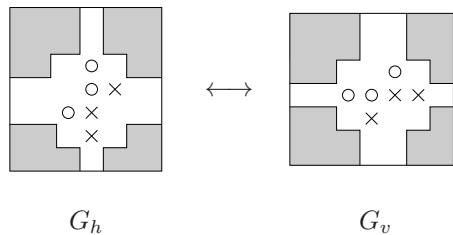
Theorem 1.2. *The homology $H_*(C^-(G), \partial_G^-)$ depends only on the associated singular link and on the choice of orientation of the double points.*

2 Invariance under rotation

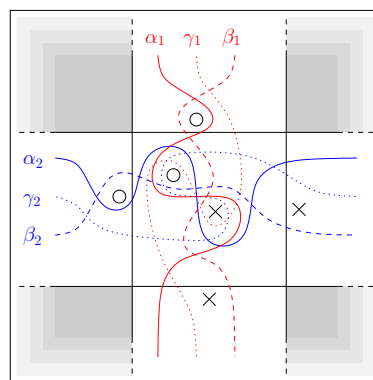
What is left to prove Theorem 1.2 is to deal with the rotation moves. As a matter of fact, the proofs of invariance under other elementary grid moves and others convention choices given earlier straightforwardly extend to the mixed grid case.

120 Presentation of the rotation move

Let G_h and G_v be two grids which differ only from a rotation move:



We consider the four desingularization of the involved singular row and column. They all can be obtained by removing all winding arcs but two in the following grid G (see (B.1)):



We denote by G_{XY} where $(X, Y) \in \{\alpha_1, \beta_1, \gamma_1\} \times \{\alpha_2, \beta_2, \gamma_2\}$ the grid obtained by considering in G only the arcs X and Y .

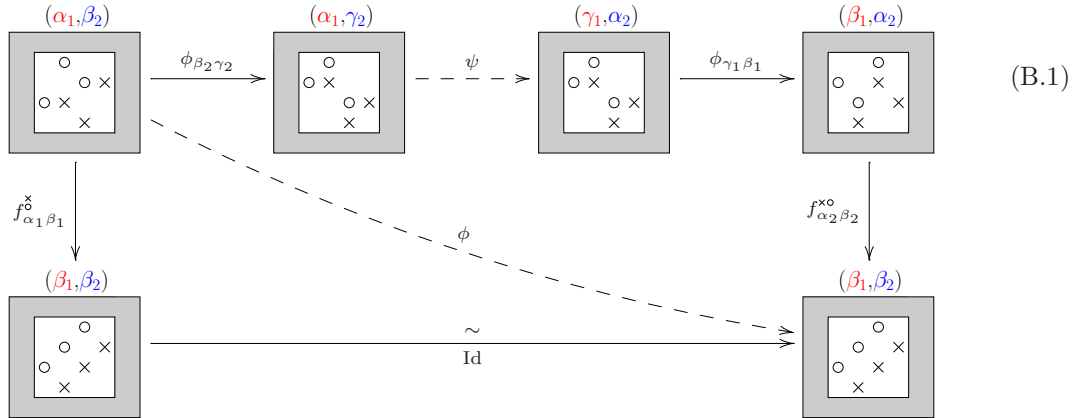
The chain complexes $C^-(G_h)$ (resp. $C^-(G_v)$) corresponds to the mapping cones of

$$f_{\alpha_1\beta_1}^\times : C^-(G_{\alpha_1\beta_2}) \longrightarrow C^-(G_{\beta_1\beta_2}) \text{ (resp. } f_{\alpha_2\beta_2}^{\times\circ} : C^-(G_{\beta_1\alpha_2}) \longrightarrow C^-(G_{\beta_1\beta_2}))$$

which counts the grid polygons containing as a peak the element of $\alpha_1 \cup \beta_1$ (resp. $\alpha_2 \cup \beta_2$) of type \times (resp. \circ).

Moreover, the positive desingularization of G_h and G_v can be linked by a sequence of two regular commutations. Quasi-isomorphisms $\phi_{\beta_2\gamma_2}: C^-(G_{\alpha_1\beta_2}) \rightarrow C^-(G_{\alpha_1\gamma_2})$ and $\phi_{\beta_1\gamma_1}: C^-(G_{\gamma_1\alpha_2}) \rightarrow C^-(G_{\beta_1\alpha_2})$ have already been defined for these moves.

The following diagram sums up all the grids and the chain maps:



121 Morphisms

Now, to complete the diagram and make it anti-commuting, we define two maps

$$\begin{aligned} \psi: C^-(G_{\alpha_1\gamma_2}) &\rightarrow C^-(G_{\gamma_1\alpha_2}) \\ \phi: C^-(G_{\alpha_1\beta_2}) &\rightarrow C^-(G_{\beta_1\beta_2}). \end{aligned}$$

The map ψ send a generator $x \in C^-(G_{\alpha_1\gamma_2})$ to the unique generator $y \in C^-(G_{\gamma_1\alpha_2})$ connected to x by a pair of disjoint spikes, containing no O or X . When $\alpha_1 \cap \gamma_2 \in x$, the spikes are then degenerated and $x = y$ as sets of dots on G .

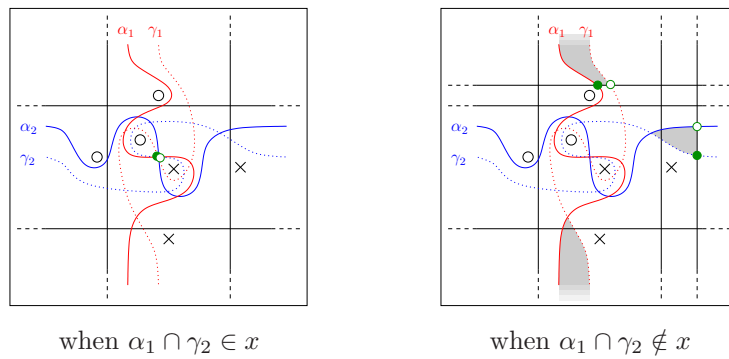


Figure B.4: A picture for ψ : the generators x and y coincide except concerning the dark dot which belong to x and the hollow one which belong to y . Spikes are depicted by shading.

With generators seen as permutations, the map ψ is nothing more than the identity map.

To define ϕ , we need to introduce a new kind of polygons. For any generators x and y in $C^-(G_{\alpha_1\beta_2})$, a polygon $\Pi = \overline{\pi \setminus B}$ is a $\beta\gamma\beta$ -polygons connecting x to y if

- π is a grid polygon in $\text{Pol}^\circ(G_{\alpha_1\beta_2})$ connecting x to y ;
- B is one of the two bigons delimited by the arcs β_2 and γ_2 ;
- $B \cap \beta_2 \subset \partial\pi \cap \partial B$.

It is said to be *empty* if $\text{Int}(\Pi) \cap x = \emptyset$.

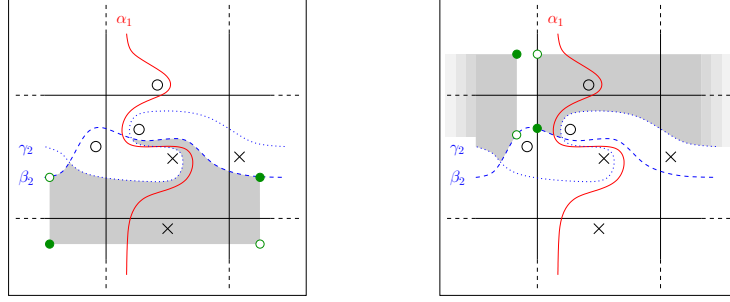


Figure B.5: Examples of $\beta\gamma\beta$ -polygons: dark dots describe the generator x while hollow ones describe y . Grid polygons are depicted by shading.

We denote by $\beta\gamma\beta\text{-Pol}^\circ(x, y)$ the set of all empty $\beta\gamma\beta$ -polygons connecting x to y .

Now, we define the map $\varphi_1: C^-(G_{\alpha_1\beta_2}) \longrightarrow C^-(G_{\alpha_1\beta_2})$ as the morphism of $\mathbb{Z}[U_{O_1}, \dots, U_{O_{n+k}}]$ -modules defined on the generators by

$$\varphi_1(x) = \sum_{\substack{y \text{ generator} \\ \text{of } C^-(G_{\alpha_1\beta_2})}} \sum_{\Pi \in \beta\gamma\beta\text{-Pol}^\circ(x, y)} \varepsilon(\pi) U_{O_1}^{O_1(\Pi)} \dots U_{O_{n+k}}^{O_{n+k}(\Pi)} \cdot y$$

where π is the element of $\text{Pol}^\circ(G_{\alpha_1\beta_2})$ such that $\Pi = \overline{\pi \setminus B}$ for a bigon B .

We define also $\varphi_2: C^-(G_{\alpha_1\gamma_2}) \longrightarrow C^-(G_{\beta_1\beta_2})$ by

$$\varphi_2(x) = \sum_{\substack{y \text{ generator} \\ \text{of } C^-(G_{\beta_1\beta_2})}} \sum_{\pi \in \text{Pol}^\circ(x, y)} \varepsilon(\pi) U_{O_1}^{O_1(\pi)} \dots U_{O_{n+k}}^{O_{n+k}(\pi)} \cdot y$$

where x is a generator of $C^-(G_{\alpha_1\gamma_2})$ and $\text{Pol}^\circ(x, y)$ is the set of empty grid polygons connecting x to y . The latter correspond to grid polygons which contain the topmost element of $\alpha_1 \cap \beta_1$ and the leftmost of $\beta_2 \cap \gamma_2$ as peaks.

Then we can set $\phi = f_{\alpha_1\beta_1}^\times \circ \varphi_1 + \varphi_2 \circ \phi_{\beta_2\gamma_2}$. Since $C^-(G_v)$ and $C^-(G_h)$ can, respectively, be seen as the mapping cones of $f_{\alpha_1\beta_1}^\times$ and $f_{\alpha_2\beta_2}^\times$, we finally define $\Phi: C^-(G_v) \longrightarrow C^-(G_h)$ by

$$\Phi(x) = \begin{cases} \phi_{\gamma_1\beta_1} \circ \psi \circ \phi_{\beta_2\gamma_2}(x) + \phi(x) & \text{if } x \text{ is a generator of } C^-(G_{\alpha_1\beta_2}) \\ x & \text{if } x \text{ is a generator of } C^-(G_{\beta_1\beta_2}) \end{cases}.$$

122 Quasi-isomorphism

Proposition 2.1. *The map Φ commutes with the differentials.*

Proof. It is sufficient to prove that

$$f_{\alpha_1\beta_1}^{\times} + \Phi \circ \partial_{G_{\alpha_1\beta_2}}^- \equiv f_{\alpha_2\beta_2}^{\times\circ} \circ \phi_{\gamma_1\beta_1} \circ \psi \circ \phi_{\beta_2\gamma_2} + \partial_{G_{\beta_1\beta_2}}^- \circ \Phi. \quad (\text{B.2})$$

Let x be a generator of $C^-(G_{\alpha_1\gamma_2})$, then it is clear from all the constructions made earlier that

$$f_{\alpha_2\beta_2}^{\times\circ} \circ \phi_{\gamma_1\beta_1} \circ \psi(x) + f_{\alpha_1\beta_1}^{\times} \circ \phi_{\gamma_2\beta_2}(x) + \partial_{G_{\beta_1\beta_2}}^- \circ \varphi_2(x) + \varphi_2 \circ \partial_{G_{\alpha_1\gamma_2}}^-(x) = 0. \quad (\text{B.3})$$

As a matter of fact, Figure B.6 shows how, thanks to ψ , the polygons involved in $\phi_{\gamma_1\beta_1}$ (resp. $f_{\alpha_2\beta_2}^{\times\circ}$) can be replaced by the polygons involved in $f_{\alpha_1\beta_1}^{\times}$ (resp. $\phi_{\gamma_2\beta_2}$).

Moreover, it follows from the proof of propositions 3.2 and 4.24 in [MOST06] that

$$\text{Id} + \phi_{\gamma_2\beta_2} \circ \phi_{\beta_2\gamma_2} + \partial_{G_{\alpha_1\beta_2}}^- \circ \varphi_1 + \varphi_1 \circ \partial_{G_{\alpha_1\beta_2}}^- \equiv 0.$$

Then

$$\begin{aligned} 0 &\equiv f_{\alpha_1\beta_1}^{\times} + f_{\alpha_1\beta_1}^{\times} \circ \phi_{\gamma_2\beta_2} \circ \phi_{\beta_2\gamma_2} + f_{\alpha_1\beta_1}^{\times} \circ \partial_{G_{\alpha_1\beta_2}}^- \circ \varphi_1 + f_{\alpha_1\beta_1}^{\times} \circ \varphi_1 \circ \partial_{G_{\alpha_1\beta_2}}^- \\ &\equiv f_{\alpha_1\beta_1}^{\times} + f_{\alpha_1\beta_1}^{\times} \circ \phi_{\gamma_2\beta_2} \circ \phi_{\beta_2\gamma_2} - \partial_{G_{\beta_1\beta_2}}^- \circ f_{\alpha_1\beta_1}^{\times} \circ \varphi_1 + f_{\alpha_1\beta_1}^{\times} \circ \varphi_1 \circ \partial_{G_{\alpha_1\beta_2}}^- \end{aligned}$$

Then, from (B.3), we obtain

$$\begin{aligned} 0 &\equiv f_{\alpha_1\beta_1}^{\times} - f_{\alpha_2\beta_2}^{\times\circ} \circ \phi_{\gamma_1\beta_1} \circ \psi \circ \phi_{\beta_2\gamma_2} - \partial_{G_{\beta_1\beta_2}}^- \circ \varphi_2 \circ \phi_{\beta_2\gamma_2} - \varphi_2 \circ \partial_{G_{\alpha_1\gamma_2}}^- \circ \phi_{\beta_2\gamma_2} \\ &\quad - \partial_{G_{\beta_1\beta_2}}^- \circ f_{\alpha_1\beta_1}^{\times} \circ \varphi_1 + f_{\alpha_1\beta_1}^{\times} \circ \varphi_1 \circ \partial_{G_{\alpha_1\beta_2}}^- \\ &\equiv f_{\alpha_1\beta_1}^{\times} + f_{\alpha_1\beta_1}^{\times} \circ \varphi_1 \circ \partial_{G_{\alpha_1\beta_2}}^- + \varphi_2 \circ \phi_{\beta_2\gamma_2} \circ \partial_{G_{\alpha_1\beta_2}}^- - f_{\alpha_2\beta_2}^{\times\circ} \circ \phi_{\gamma_1\beta_1} \circ \psi \circ \phi_{\beta_2\gamma_2} \\ &\quad - \partial_{G_{\beta_1\beta_2}}^- \circ \varphi_2 \circ \phi_{\beta_2\gamma_2} - \partial_{G_{\beta_1\beta_2}}^- \circ f_{\alpha_1\beta_1}^{\times} \circ \varphi_1. \end{aligned}$$

This proves (B.2). \square

Now we consider the filtration which send a generator x of $C^-(G_v)$ (resp $C^-(G_h)$) to 0 or 1 depending on the resolution of the considered singular column (resp. singular row). The graded part associated to Φ is then a composition of quasi-isomorphisms. According to Corollary 1.14 (§11), the map Φ induces thus an isomorphism in homology.

By symmetry, the proof can be adapted to fit the four rotation moves given in Figure B.7 which correspond, up to equivalency, to the two rotation moves and the two choice of arcs intersection.

Finally we conclude by noticing that these four moves simultaneously change or preserve the convention for the choice of the arcs intersection and the orientation of the double point induced by the planar diagram.

3 Symetry properties

Finally, we conclude with symmetry properties which reflect the properties of the Alexander polynomial.

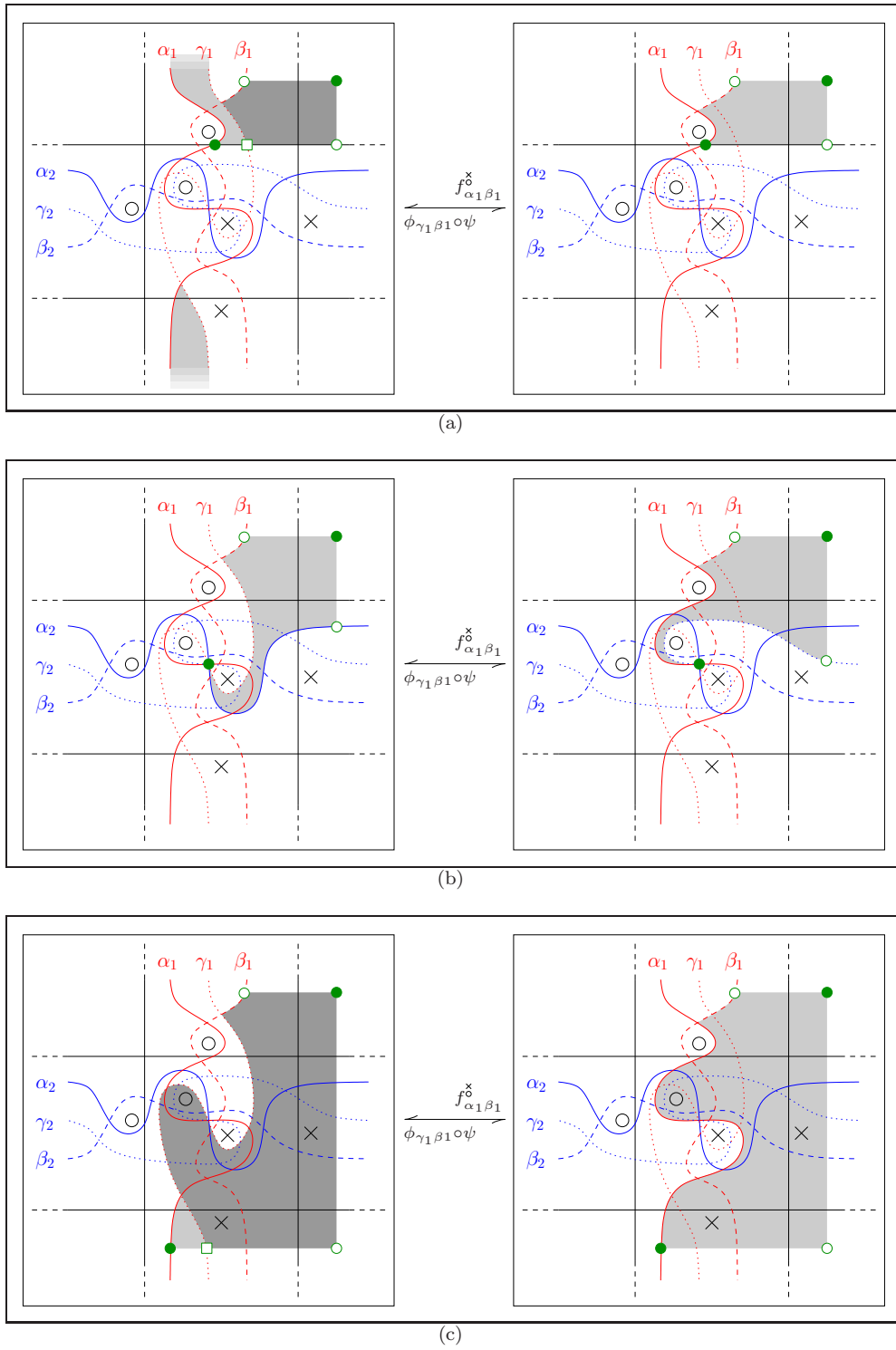


Figure B.6: Correspondence between grid polygons: Dark dots describe the initial generator while hollow ones describe the final one. Squares describe intermediate states. Polygons are depicted by shading. The lightest is the first to occur whereas the darkest one is the last. For each polygon(s), we indicate to which map it belongs. Note that associated polygons share the same initial and final generators and the same sign rule. Moreover, they contain the same decorations. Other cases are similar.

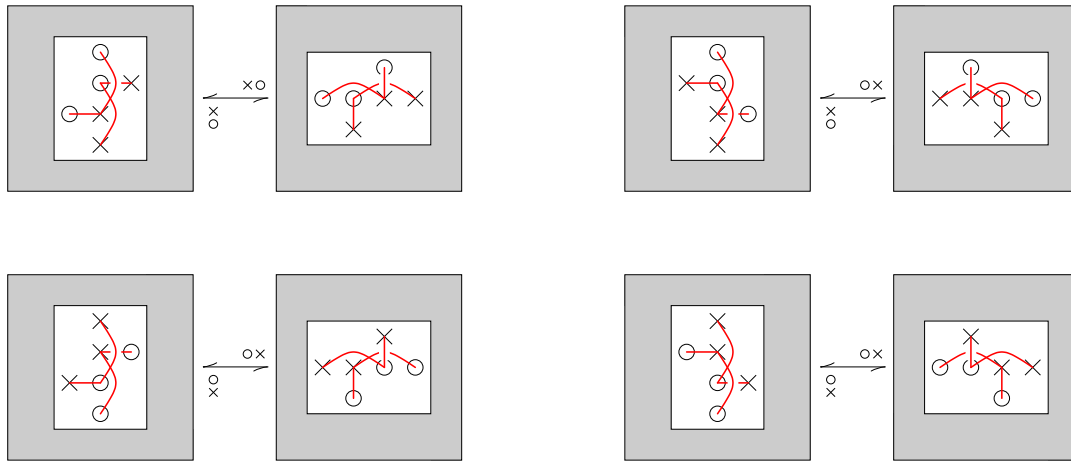


Figure B.7: Four rotation moves: For each move, we indicate the convention for arcs intersection which is considered in the proof of invariance.

123 Behavior of HF^- with regard to usual knots operations

Let L be an oriented link with ℓ components. We denote by $L^!$ its mirror image and by $-L$ the link obtained by reversing the orientation. Moreover, we denote by P a choice of orientation for all double points of L and by $-P$ the opposite choice for all of them.

Proposition 3.1. *If we denote by $\widehat{HF}(K, S)$ the singular link Floer homologies for a link K obtained by considering a set of peaks S , then*

- $\widehat{HF}(L, P) \simeq \widehat{HF}(-L, P)$;
- $\forall i, j \in \mathbb{N}, \widehat{HF}_i^j(L, P) \simeq \widehat{HF}_{i-2j}^{-j}(L, -P)$;
- $\forall i, j \in \mathbb{N}, \widehat{HF}_i^j(L^!, P) \simeq \widehat{HF}_{-j}^{o-i+1-\ell+k}(L, P)$

where $\widehat{HF}_j^{o,i}$ stands for the Maslov i^{th} and Alexander j^{th} group of cohomology associated to \widehat{HF} .

Proof. Let G be a grid diagram for L . Let n be the size of the regular grids obtained by desingularizing all the singular rows and columns.

Flipping G along the line $x = y$ gives a grid $-G$ for $-L$. The same operation induces a bijection between the generators of $C^-(G)$ and those of $C^-(-G)$ seen as set of dots on the grids. Since it sends the 0-resolution (resp. 1-resolution) of a singular row or column to the 0-resolution (resp. 1-resolution) of its image; and since it doesn't affect the relative positions of dots and decorations, this bijection preserves the Maslov and Alexander degrees. Moreover, the orientation on double points inherited from the one of $-G$ is reversed compared with the one of G . So, as soon as we substitute $-U_{O_i}$ to U_{O_i} in the image; and because of the antisymmetry of the convention used with regard to the choice of orientation for the double points, it clearly commutes with the differential. This proves the first statement.

The second is obtained by switching the role of \circ and \times . The new grid, denoted by $-G'$, describe then $-L$. We denote by M_1, M_2, A_1 and A_2 the Maslov and Alexander degrees associated

to each grid. Because of their definition and since we have switched the O 's and the X 's, there is no difficulty in checking that, for a given generator x seen as a set of dots,

$$\begin{aligned} M_2(x) - 2A_2(x) &= M_1(x) + n - \ell \\ -A_2(x) &= A_1(x) + n - \ell \end{aligned}$$

Moreover, since they avoid the polygons containing any decoration, the differentials, when sending all the U_O to zero, clearly coincide. Then, according to the Proposition 1.2 (§74), for all integers i and j , we have defined an isomorphism

$$\left(\widehat{HF}(G, P) \otimes V^{\otimes(n-\ell)}\right)_i^j \simeq \left(\widehat{HF}(-G', -P) \otimes V^{\otimes(n-\ell)}\right)_{i-2j-n+\ell}^{-j-n+\ell} \quad (\text{B.4})$$

As a matter of fact, switching the decorations also switch the conventions for the orientations of double points.

Now, we denote by v_+ and v_- the generators of, respectively, highest and lowest degree in $V^{\otimes(n-\ell)}$. Then, by identifying \widehat{HF} in $\widehat{HF} \otimes V^{\otimes(n-\ell)}$ with $\widehat{HF} \otimes v_+$ in the left-hand side of (B.4), and with $\widehat{HF} \otimes v_-$ in its right-hand side, we obtain

$$\widehat{HF}_i^j(G, P) \simeq \widehat{HF}_{i-2j}^{-j}(-G', -P).$$

Finally, we use the first statement to conclude.

For the last statement, we rotate G 90° and get a grid $G^!$ for $-L^!$. Nature of desingularization for singular rows and columns are then swapped. We denote by M_1, M_2', A_1 and A_2' the Maslov and Alexander degrees associated to each grid. Since all dots and decorations are on distincts vertical and horizontal lines, we can check that, for a given generator x ,

$$\begin{aligned} M_1(x) + M_2(x) &= 1 - n + k \\ A_1(x) + A_1(x) &= \ell - n \end{aligned}$$

The differential induced on G by $G^!$ counts the preimages of a generator under the differential given by G . Then, after having substituting $-U_{O_i}$ to U_{O_i} , it corresponds to the codifferential defined by G on the dual basis of the usual generators. Moreover, the changes on double points orientation and arcs intersections conventions correspond. Finally, we obtain

$$\left(\widehat{HF}(G^!, P) \otimes V^{\otimes(n-\ell)}\right)_i^j \simeq \left(\widehat{HF}^\circ(G, P) \otimes V^{\otimes(n-\ell)}\right)_{-j-n+\ell}^{-i+1-n+k}.$$

As above, it induces then

$$\widehat{HF}_i^j(G^!, P) \simeq \widehat{HF}_{-j}^{\circ, -i+1-\ell+k}(G, P).$$

□

Remark 3.2. Since a global reversing of the orientation of double points may modify the homology, we loose the symetry satisfied by link Floer homologies in the regular case. A counter-example is given in Appendix C. It corresponds to the knot 90_{44} with one singularized crossing.

Appendix C

Computations

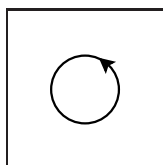
We have written a program in oCaml which computes both graded singular link Floer homologies \widehat{HL} and \widehat{HL}_g with \mathbb{F}_2 -coefficients for any given singular grid. But regrettably, times of computation make it unusable as soon as the grid exceeds 9 rows.

In this last part, we gather results of computations. For every link, we also give the grid we have used. Maslov grading is given horizontally and Alexander one vertically. When grids become too large, we give the bigraded dimension only.

As far as possible, we have tried to give only computations which cannot be deduced from the other.

For knots with less than six crossings, orientation for double points is denoted by a + sign if it corresponds to the planar orientation and by a - sign otherwise. For knots for more crossings, the computations are all made using the \times convention.

Trivial knot

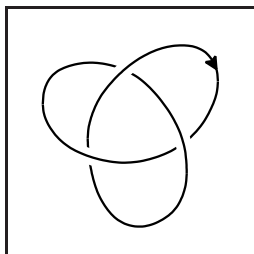


\times	\circ
\circ	\times

	0
0	$\mathbb{Z}/2\mathbb{Z}$



Trefoil & its singularizations



		○		×
	○		×	
○		×		
×				○

		0	1	2
1				$\mathbb{Z}/2\mathbb{Z}$
0			$\mathbb{Z}/2\mathbb{Z}$	
-1	$\mathbb{Z}/2\mathbb{Z}$			



		○	×
	○	×	
○		×	
	×		○
×		○	

		0	1	2
1				$\mathbb{Z}/2\mathbb{Z}$
0			$\mathbb{Z}/2\mathbb{Z}^2$	
-1	$\mathbb{Z}/2\mathbb{Z}$			



	○	×
○	×	
○	×	
×		○
×	○	

		0	1	2
1				$\mathbb{Z}/2\mathbb{Z}$
0			$\mathbb{Z}/2\mathbb{Z}^2$	
-1	$\mathbb{Z}/2\mathbb{Z}$			



	○	×
○	×	
○	×	
	○	×
×		○
×		○

Acyclic

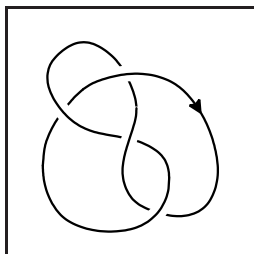


	○	×
○	×	
○	×	
	○	×
×		○
×		○

		0	1	2	3
1				$\mathbb{Z}/2\mathbb{Z}$	$\mathbb{Z}/2\mathbb{Z}$
0			$\mathbb{Z}/2\mathbb{Z}^2$	$\mathbb{Z}/2\mathbb{Z}^2$	
-1	$\mathbb{Z}/2\mathbb{Z}$	$\mathbb{Z}/2\mathbb{Z}$			



Figure eight & its singularizations



		○		×
	×		○	
○		×		
	○		×	
			×	○
×			○	

	-1	0	1
1			$\mathbb{Z}/2\mathbb{Z}$
0		$\mathbb{Z}/2\mathbb{Z}^3$	
-1	$\mathbb{Z}/2\mathbb{Z}$		



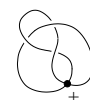
	○			×
×		○		
○	×			
○			×	
		×		○
×			○	

	0	1	2
1			$\mathbb{Z}/2\mathbb{Z}$
0		$\mathbb{Z}/2\mathbb{Z}^2$	
-1	$\mathbb{Z}/2\mathbb{Z}$		



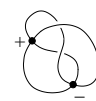
		○		×
	×		○	
○		×		
	○			×
			×	○
×				○

	-1	0	1
1			$\mathbb{Z}/2\mathbb{Z}$
0		$\mathbb{Z}/2\mathbb{Z}^2$	
-1	$\mathbb{Z}/2\mathbb{Z}$		



	○		×
×		○	
○	×		
○			×
		×	○
×			○

	0	1	2
1			$\mathbb{Z}/2\mathbb{Z}$
0		$\mathbb{Z}/2\mathbb{Z}^2$	
-1	$\mathbb{Z}/2\mathbb{Z}$		



	○		×
×	○		
○	×		
○		×	
	×		○
×		○	

Acyclic



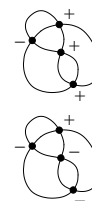
	○		×
×	○		
○	×		
○		×	
	×		○
×		○	

	0	1	2	3
1			$\mathbb{Z}/2\mathbb{Z}$	$\mathbb{Z}/2\mathbb{Z}$
0		$\mathbb{Z}/2\mathbb{Z}^2$	$\mathbb{Z}/2\mathbb{Z}^2$	
-1	$\mathbb{Z}/2\mathbb{Z}$	$\mathbb{Z}/2\mathbb{Z}$		



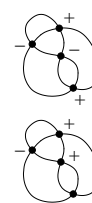
		○	×
×		○	
○		×	
○	×		
	○	×	
	○		×
	×		○
×			○

	0	1	2	3	4
1			$\mathbb{Z}/2\mathbb{Z}$	$\mathbb{Z}/2\mathbb{Z}^2$	$\mathbb{Z}/2\mathbb{Z}$
0		$\mathbb{Z}/2\mathbb{Z}^2$	$\mathbb{Z}/2\mathbb{Z}^4$	$\mathbb{Z}/2\mathbb{Z}^2$	
-1	$\mathbb{Z}/2\mathbb{Z}$	$\mathbb{Z}/2\mathbb{Z}^2$	$\mathbb{Z}/2\mathbb{Z}$		

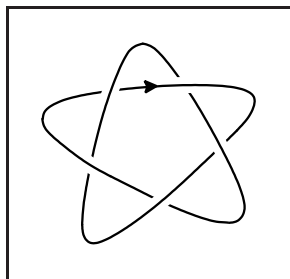


		○	×
×		○	
○		×	
○	×		
	○	×	
	○		×
	×		○
×			○

	0	1	2	3	4
1			$\mathbb{Z}/2\mathbb{Z}$	$\mathbb{Z}/2\mathbb{Z}^2$	$\mathbb{Z}/2\mathbb{Z}$
0		$\mathbb{Z}/2\mathbb{Z}^2$	$\mathbb{Z}/2\mathbb{Z}^4$	$\mathbb{Z}/2\mathbb{Z}^2$	
-1	$\mathbb{Z}/2\mathbb{Z}$	$\mathbb{Z}/2\mathbb{Z}^2$	$\mathbb{Z}/2\mathbb{Z}$		



Knot 5_1 & its singularizations



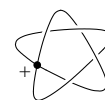
				○		×
				○		×
		○		×		
	○		×			
○		×				
	×					○
×					○	

	0	1	2	3	4
2					$\mathbb{Z}/2\mathbb{Z}$
1				$\mathbb{Z}/2\mathbb{Z}$	
0			$\mathbb{Z}/2\mathbb{Z}$		
-1		$\mathbb{Z}/2\mathbb{Z}$			
-2	$\mathbb{Z}/2\mathbb{Z}$				



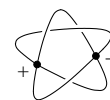
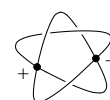
			○		×
			○		×
		○		×	
○		×			
○	×				
×					○
×				○	

	0	1	2	3	4
2					$\mathbb{Z}/2\mathbb{Z}$
1				$\mathbb{Z}/2\mathbb{Z}^2$	
0			$\mathbb{Z}/2\mathbb{Z}^2$		
-1		$\mathbb{Z}/2\mathbb{Z}^2$			
-2	$\mathbb{Z}/2\mathbb{Z}$				



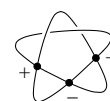
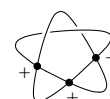
		○		×
	○		×	
	○	×		
○	×			
○	×			
×				○
×			○	

	0	1	2	3	4
2					$\mathbb{Z}/2\mathbb{Z}$
1				$\mathbb{Z}/2\mathbb{Z}^3$	
0			$\mathbb{Z}/2\mathbb{Z}^4$		
-1		$\mathbb{Z}/2\mathbb{Z}^3$			
-2	$\mathbb{Z}/2\mathbb{Z}$				



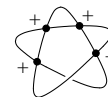
		○		×
	○	×		
	○	×		
○	×			
○	×			
×				○
×			○	

	0	1	2	3	4
2					$\mathbb{Z}/2\mathbb{Z}$
1				$\mathbb{Z}/2\mathbb{Z}^4$	
0			$\mathbb{Z}/2\mathbb{Z}^6$		
-1		$\mathbb{Z}/2\mathbb{Z}^4$			
-2	$\mathbb{Z}/2\mathbb{Z}$				



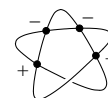
		○	×
	○	×	
	○	×	
○	×		
○	×		
		○	×
×			○
×			○

	0	1	2	3	4
2					$\mathbb{Z}/2\mathbb{Z}$
1				$\mathbb{Z}/2\mathbb{Z}^4$	
0			$\mathbb{Z}/2\mathbb{Z}^6$		
-1		$\mathbb{Z}/2\mathbb{Z}^4$			
-2	$\mathbb{Z}/2\mathbb{Z}$				

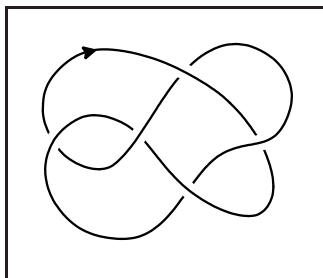


		○	×
	○	×	
	○	×	
○	×		
○	×		
		○	×
×			○
×			○

	0	1	2	3	4
2					$\mathbb{Z}/2\mathbb{Z}$
1				$\mathbb{Z}/2\mathbb{Z}^5$	$\mathbb{Z}/2\mathbb{Z}$
0			$\mathbb{Z}/2\mathbb{Z}^8$	$\mathbb{Z}/2\mathbb{Z}^2$	
-1		$\mathbb{Z}/2\mathbb{Z}^5$	$\mathbb{Z}/2\mathbb{Z}$		
-2	$\mathbb{Z}/2\mathbb{Z}$				

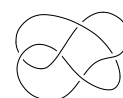


Knot 5_2 & its singularizations



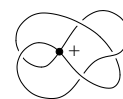
○		×		
	×		○	
		○		×
×	○			
	○		×	
		×		○

	0	1	2
1			$\mathbb{Z}/2\mathbb{Z}^2$
0		$\mathbb{Z}/2\mathbb{Z}^3$	
-1	$\mathbb{Z}/2\mathbb{Z}^2$		



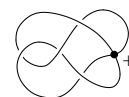
○		×		
	×		○	
		○		×
	×	○		
×	○			
	○		×	
		×		○

	0	1	2
1			$\mathbb{Z}/2\mathbb{Z}^2$
0		$\mathbb{Z}/2\mathbb{Z}^4$	
-1	$\mathbb{Z}/2\mathbb{Z}^2$		



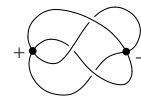
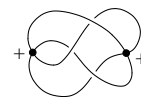
○		×		
	×		○	
		○		×
	×		○	
×	○			
	○		×	
		×		○

	0	1	2
1			$\mathbb{Z}/2\mathbb{Z}$
0		$\mathbb{Z}/2\mathbb{Z}^2$	
-1	$\mathbb{Z}/2\mathbb{Z}$		



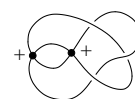
○		×		
	×		○	
		○		×
×		○		
×	○			
○			×	
		×		○

	0	1	2
1			$\mathbb{Z}/2\mathbb{Z}$
0		$\mathbb{Z}/2\mathbb{Z}^2$	
-1	$\mathbb{Z}/2\mathbb{Z}$		



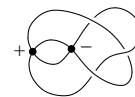
○		×		
	×		○	
		○		×
×	○			
×	○			
○			×	
	×			○

Acyclic



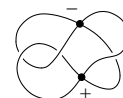
○		×		
	×		○	
		○		×
×	○			
×	○			
○			×	
	×			○

	0	1	2	3
1			$\mathbb{Z}/2\mathbb{Z}^2$	$\mathbb{Z}/2\mathbb{Z}$
0		$\mathbb{Z}/2\mathbb{Z}^4$	$\mathbb{Z}/2\mathbb{Z}^2$	
-1	$\mathbb{Z}/2\mathbb{Z}^2$	$\mathbb{Z}/2\mathbb{Z}$		



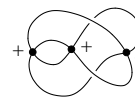
○	×		
		×	○
		○	×
	×		○
×	○		
	○		×
		×	○

Acyclic



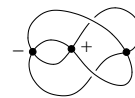
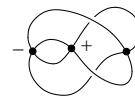
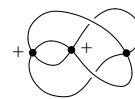
○		×	
	×		○
		○	×
×	○		
×	○		
○			×
	×		○

Acyclic



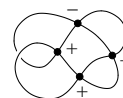
○		×	
	×		○
		○	×
×	○		
×	○		
○			×
	×		○

	0	1	2	3
1			$\mathbb{Z}/2\mathbb{Z}$	$\mathbb{Z}/2\mathbb{Z}$
0		$\mathbb{Z}/2\mathbb{Z}^2$	$\mathbb{Z}/2\mathbb{Z}^2$	
-1	$\mathbb{Z}/2\mathbb{Z}$	$\mathbb{Z}/2\mathbb{Z}$		



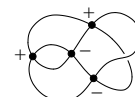
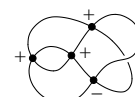
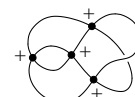
○	×		
	×		○
		○	×
		○	×
×		○	
×	○		
○		×	
		×	○

Acyclic



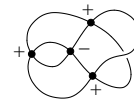
○		×	
		×	○
		○	×
	×	○	
×	○		
×	○		
○			×
	×		○

Acyclic

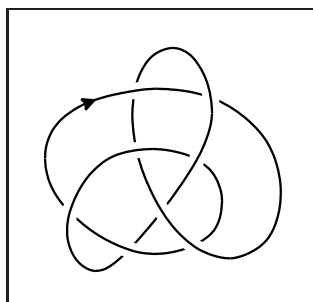


○		×	
		×	○
		○	×
	×	○	
×	○		
×	○		
○			×
	×		○

	0	1	2	3	4
1			$\mathbb{Z}/2\mathbb{Z}$	$\mathbb{Z}/2\mathbb{Z}^2$	$\mathbb{Z}/2\mathbb{Z}$
0	$\mathbb{Z}/2\mathbb{Z}^2$	$\mathbb{Z}/2\mathbb{Z}^4$	$\mathbb{Z}/2\mathbb{Z}^2$		
-1	$\mathbb{Z}/2\mathbb{Z}$	$\mathbb{Z}/2\mathbb{Z}^2$	$\mathbb{Z}/2\mathbb{Z}$		

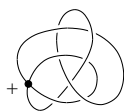


Knot δ_{19} & its singularizations



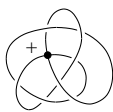
○			×		
	○			×	
		○			×
×			○		
	×			○	
		×			○
			×		
					○

	-6	-5	-4	-3	-2	-1	0
3							$\mathbb{Z}/2\mathbb{Z}$
2						$\mathbb{Z}/2\mathbb{Z}$	
1							
0					$\mathbb{Z}/2\mathbb{Z}$		
-1							
-2		$\mathbb{Z}/2\mathbb{Z}$					
-3	$\mathbb{Z}/2\mathbb{Z}$						



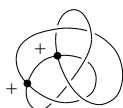
○			×		
○				×	
	○				×
×		○			
×			○		
	×			○	
		×			○
			×		
					○

	-5	-4	-3	-2	-1	0	1
3							$\mathbb{Z}/2\mathbb{Z}$
2						$\mathbb{Z}/2\mathbb{Z}^2$	
1					$\mathbb{Z}/2\mathbb{Z}$		
0							
-1			$\mathbb{Z}/2\mathbb{Z}$				
-2		$\mathbb{Z}/2\mathbb{Z}^2$					
-3	$\mathbb{Z}/2\mathbb{Z}$						



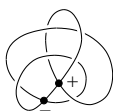
○				×	
	○		×		
		○		×	
			○		×
×		○			
	×			○	
		×		○	
	×				○

	-5	-4	-3	-2	-1	0	1
3							$\mathbb{Z}/2\mathbb{Z}$
2						$\mathbb{Z}/2\mathbb{Z}^2$	
1					$\mathbb{Z}/2\mathbb{Z}$		
0							
-1			$\mathbb{Z}/2\mathbb{Z}$				
-2		$\mathbb{Z}/2\mathbb{Z}^2$					
-3	$\mathbb{Z}/2\mathbb{Z}$						



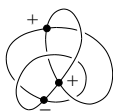
○				×	
○			×		
	○			×	
		○			×
×		○			
×				○	
		×		○	
	×				○

	-4	-3	-2	-1	0	1	2
3							$\mathbb{Z}/2\mathbb{Z}$
2						$\mathbb{Z}/2\mathbb{Z}^3$	
1					$\mathbb{Z}/2\mathbb{Z}^4$		
0				$\mathbb{Z}/2\mathbb{Z}^4$			
-1			$\mathbb{Z}/2\mathbb{Z}^4$				
-2		$\mathbb{Z}/2\mathbb{Z}^3$					
-3	$\mathbb{Z}/2\mathbb{Z}$						



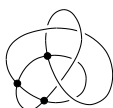
○		×		
○			×	
	○			×
×	○			
×		○		
	×		○	
	×			○

	-4	-3	-2	-1	0	1	2
3							$\mathbb{Z}/2\mathbb{Z}$
2						$\mathbb{Z}/2\mathbb{Z}^3$	
1					$\mathbb{Z}/2\mathbb{Z}^3$		
0				$\mathbb{Z}/2\mathbb{Z}^2$			
-1			$\mathbb{Z}/2\mathbb{Z}^3$				
-2		$\mathbb{Z}/2\mathbb{Z}^3$					
-3	$\mathbb{Z}/2\mathbb{Z}$						



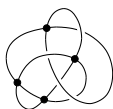
○		×	
○			×
	○		×
×	○		
×		○	
	×		○
	×		○

	-3	-2	-1	0	1	2	3
3							$\mathbb{Z}/2\mathbb{Z}$
2						$\mathbb{Z}/2\mathbb{Z}^4$	
1					$\mathbb{Z}/2\mathbb{Z}^7$		
0				$\mathbb{Z}/2\mathbb{Z}^8$			
-1			$\mathbb{Z}/2\mathbb{Z}^7$				
-2		$\mathbb{Z}/2\mathbb{Z}^4$					
-3	$\mathbb{Z}/2\mathbb{Z}$						



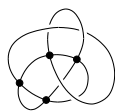
○			×	
○	×			
	○		×	
	○			×
×		○		
×			○	
		×	○	
	×			○

	-3	-2	-1	0	1	2	3
3							$\mathbb{Z}/2\mathbb{Z}$
2						$\mathbb{Z}/2\mathbb{Z}^4$	
1					$\mathbb{Z}/2\mathbb{Z}^7$		
0				$\mathbb{Z}/2\mathbb{Z}^8$			
-1			$\mathbb{Z}/2\mathbb{Z}^7$				
-2		$\mathbb{Z}/2\mathbb{Z}^4$					
-3	$\mathbb{Z}/2\mathbb{Z}$						



○		×	
○	×		
	○		×
	○		×
×		○	
×		○	
		×	○
	×		○

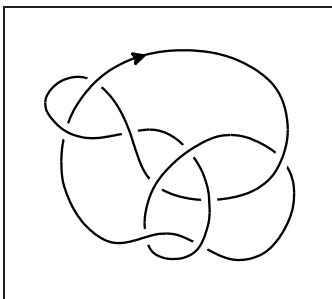
	-2	-1	0	1	2	3	4
3							$\mathbb{Z}/2\mathbb{Z}$
2						$\mathbb{Z}/2\mathbb{Z}^5$	
1				$\mathbb{Z}/2\mathbb{Z}$	$\mathbb{Z}/2\mathbb{Z}^{12}$		
0			$\mathbb{Z}/2\mathbb{Z}^2$	$\mathbb{Z}/2\mathbb{Z}^{16}$			
-1		$\mathbb{Z}/2\mathbb{Z}$	$\mathbb{Z}/2\mathbb{Z}^{12}$				
-2		$\mathbb{Z}/2\mathbb{Z}^5$					
-3	$\mathbb{Z}/2\mathbb{Z}$						



○		×	
○			×
	○	×	
×	○		
×		○	
		○	×
	×		○
	×		○

	-2	-1	0	1	2	3	4
3							$\mathbb{Z}/2\mathbb{Z}$
2						$\mathbb{Z}/2\mathbb{Z}^5$	
1					$\mathbb{Z}/2\mathbb{Z}^{11}$		
0				$\mathbb{Z}/2\mathbb{Z}^{14}$			
-1			$\mathbb{Z}/2\mathbb{Z}^{11}$				
-2		$\mathbb{Z}/2\mathbb{Z}^5$					
-3	$\mathbb{Z}/2\mathbb{Z}$						

Knot 9_{44} & its singularizations



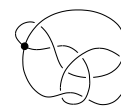
		o				x	
	x		o				x
o		x					
	o				x		
			x			o	
				x			o
			x		o		
x				o			

	-2	-1	0	1	2
2					$\mathbb{Z}/2\mathbb{Z}$
1				$\mathbb{Z}/2\mathbb{Z}^4$	
0			$\mathbb{Z}/2\mathbb{Z}^7$		
-1		$\mathbb{Z}/2\mathbb{Z}^4$			
-2	$\mathbb{Z}/2\mathbb{Z}$				



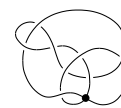
	o					x	
x		o					x
o	x						
o				x			
		x			o		
			x			o	
		x		o			
x			o				

	-1	0	1	2	3
2					$\mathbb{Z}/2\mathbb{Z}$
1				$\mathbb{Z}/2\mathbb{Z}^4$	
0			$\mathbb{Z}/2\mathbb{Z}^6$		
-1		$\mathbb{Z}/2\mathbb{Z}^4$			
-2	$\mathbb{Z}/2\mathbb{Z}$				



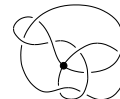
		o				x	
	x		o				x
o		x					
	o				x		
			x			o	
				x			o
			x		o		
x				o			

	-2	-1	0	1	2
2					$\mathbb{Z}/2\mathbb{Z}$
1				$\mathbb{Z}/2\mathbb{Z}^4$	
0			$\mathbb{Z}/2\mathbb{Z}^6$		
-1		$\mathbb{Z}/2\mathbb{Z}^4$			
-2	$\mathbb{Z}/2\mathbb{Z}$				



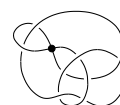
		○			×	
			○			×
	×		○			
○		×				
	○			×		
			×		○	
				×		○
			×		○	
×			○			

		-1	0	1	2	3
2						$\mathbb{Z}/2\mathbb{Z}^2$
1					$\mathbb{Z}/2\mathbb{Z}^9$	
0				$\mathbb{Z}/2\mathbb{Z}^{14}$		
-1			$\mathbb{Z}/2\mathbb{Z}^9$			
-2	$\mathbb{Z}/2\mathbb{Z}^2$					



		○			×	
			○			×
	×		○			
○		×				
	○				×	
			×		○	
				×		○
				×		○
×			○			

		-2	-1	0	1
1					$\mathbb{Z}/2\mathbb{Z}$
0				$\mathbb{Z}/2\mathbb{Z}^3$	$\mathbb{Z}/2\mathbb{Z}$
-1			$\mathbb{Z}/2\mathbb{Z}^3$	$\mathbb{Z}/2\mathbb{Z}^2$	
-2	$\mathbb{Z}/2\mathbb{Z}$	$\mathbb{Z}/2\mathbb{Z}$			



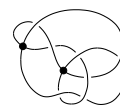
	○				×	
			○			×
×		○				
○	×					
○					×	
		×				○
			×		○	○
			×		○	
×			○			

		0	1	2	3	4
2						$\mathbb{Z}/2\mathbb{Z}^2$
1					$\mathbb{Z}/2\mathbb{Z}^7$	
0				$\mathbb{Z}/2\mathbb{Z}^{10}$		
-1			$\mathbb{Z}/2\mathbb{Z}^7$			
-2	$\mathbb{Z}/2\mathbb{Z}^2$					



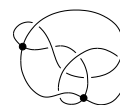
	○				×	
			○			×
×		○				
○	×					
○				×		
		×			○	
			×			○
		×		○		
×		○				

		0	1	2	3	4
2						$\mathbb{Z}/2\mathbb{Z}^2$
1					$\mathbb{Z}/2\mathbb{Z}^7$	
0				$\mathbb{Z}/2\mathbb{Z}^{10}$		
-1			$\mathbb{Z}/2\mathbb{Z}^7$			
-2	$\mathbb{Z}/2\mathbb{Z}^2$					



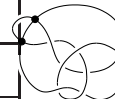
	○				×	
			○			×
×		○				
○	×					
○				×		
		×			○	
			×			○
		×		○		
×		○				

		-1	0	1	2	3
2						$\mathbb{Z}/2\mathbb{Z}$
1					$\mathbb{Z}/2\mathbb{Z}^4$	
0				$\mathbb{Z}/2\mathbb{Z}^6$		
-1			$\mathbb{Z}/2\mathbb{Z}^4$			
-2	$\mathbb{Z}/2\mathbb{Z}$					



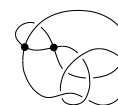
	○				×	
×	○					×
		○				×
○	×					
○			×			
	×				○	
		×				○
		×	○			
×		○				

	-1	0	1	2	3	4
2					$\mathbb{Z}/2\mathbb{Z}$	$\mathbb{Z}/2\mathbb{Z}$
1				$\mathbb{Z}/2\mathbb{Z}^4$	$\mathbb{Z}/2\mathbb{Z}^4$	
0			$\mathbb{Z}/2\mathbb{Z}^6$	$\mathbb{Z}/2\mathbb{Z}^6$		
-1		$\mathbb{Z}/2\mathbb{Z}^4$	$\mathbb{Z}/2\mathbb{Z}^4$			
-2	$\mathbb{Z}/2\mathbb{Z}$	$\mathbb{Z}/2\mathbb{Z}$				

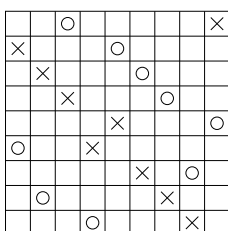
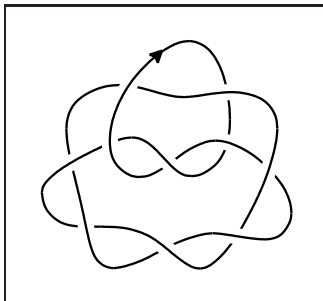


	○				×	
×		○				×
○	×	○				
○					×	
	×				○	
		×				○
		×	○			
×		○				

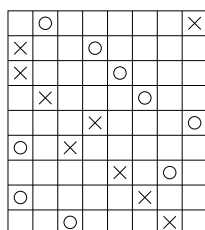
	-1	0	1	2
1				$\mathbb{Z}/2\mathbb{Z}$
0			$\mathbb{Z}/2\mathbb{Z}^3$	$\mathbb{Z}/2\mathbb{Z}$
-1		$\mathbb{Z}/2\mathbb{Z}^3$	$\mathbb{Z}/2\mathbb{Z}^2$	
-2	$\mathbb{Z}/2\mathbb{Z}$	$\mathbb{Z}/2\mathbb{Z}$		



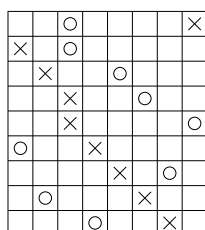
Knot 10_{124} & its singularizations



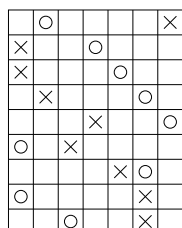
$$t^{-8}q^{-4} + t^{-7}q^{-3} + t^{-4}q^{-1} + t^{-3} + t^{-2}q + t^{-1}q^3 + q^4$$



$$(1 + tq)^2(t^{-7}q^{-4} + t^{-3}q^{-1} + t^{-1}q^2)$$



$$(1 + tq)^2(t^{-7}q^{-4} + t^{-1}q^2)$$



$$(1 + tq)^3(t^{-6}q^{-4} + t^{-1}q) + t^{-2}q^{-1}(1 + tq)^2$$



		○		×
×		○		
	×		○	
		×		○
	×			○
○		×		
			×	○
	○			×
		○		×

$$(1 + tq)^3(t^{-6}q^{-4} + t^{-4}q^{-3} + t^{-1}q) + t^{-2}(1 + tq)^2$$



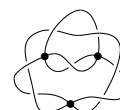
	○			×
×		○		
×		○		
	×		○	
		×		○
○		×		
			×	○
○			×	
	○		×	

$$(1 + tq)^4(t^{-5}q^{-4} + t^{-1}) + (1 + tq)^2(t^{-2}q^{-1} + t^{-1}q^{-1})$$



	○		×
×	○		
×		○	
	×		○
	×		○
○		×	
		×	○
○			×
	○		×

$$(1 + tq)^4(t^{-5}q^{-4}t^{-3}q^{-2} + t^{-1})$$



Index

- acyclic, *see* chain complex
- break point, 112
- categorification, 10
- chain complex, 26
 - acyclic, 28
 - filtrated, 28
 - bounded below, 28
 - graded, 27
 - homotopy equivalence, 30
- χ , 121
- circle
 - of type d , 112, 116
 - of type h , 112, 116
- cochain complex, 28
- codifferential, 28
- connected sum, 8, 10
- crossing, 7
 - negative, 8
 - positive, 8
 - switch, 8
- d -circle, *see* circle, of type d , *see* circle, of type d
- decoration, 33
- Δ , *see* polynomial, Alexander
- diagram, 7
 - grid, 33
 - mixed singular, 54
 - singular, 45
- differential, 26
- dimension
 - bigraded, 25
 - graded, 25
 - q -dim, 25
 - trigraded, 26
- d_v , 122
- empty, *see* polygon
- enhanced state, *see* smoothing
- Euler characteristic, 27
 - graded, 27
- exact sequence
 - long, 29
 - short, 29
- filtration
 - Alexander, 36
 - crushing, 72, 99
 - O -filtration, 41
- finite type invariants, *see* Vassiliev invariants
- grading
 - Alexander, 36
 - Maslov, 36
- \mathcal{H} , *see* polygon
- h -circle, *see* circle, of type h , *see* circle, of type h
- hexagon, *see* polygon
- homology, 28
 - groups, 28
 - Heegaard–Floer, 10
 - Khovanov, 9
 - braid-like, 122
 - star-like, 122
 - knot Floer, 42
 - singular, 66, 94
 - link Floer, 42
 - singular, 66, 94
- homotopic, *see* map
- homotopy equivalence, *see* chain complex
- isotopy
 - ambient, 10
 - ambient, 7
 - braid-like, 111
 - star-like, 112
- Kauffman bracket
 - braid-like, 113
 - star-like, 116

- Kauffman state, *see* smoothing
 knot, 7
 braid-like, 111
 singular, 10
 star-like, 112
 link, 7
 braid-like, 111
 singular, 10
 star-like, 112
 map
 chain, 27
 filtrated, 28
 graded, 27
 homotopic, 30
 null homotopic, 30
 quasi-isomorphism, 28
 cube of, 31
 lame, 32
 straight, 31
 filtrated, 26
 graded, 25
 mapping cone, 31
 generalized cone, 32
 module
 filtrated, 26
 bounded below, 26
 graded, 25
 moves
 braid-like, 111
 grid, 34
 stabilization, 33
 Commutation, 33
 Cyclic permutation, 33
 flip, 47
 rotation, 54
 Reidemeister, 8
 Singular Reidemeister, 10
 star-like, 111
 null homotopix, *see* map
 origin, *see* polygon
 peak, *see* polygon, *see* polygon
 pentagon, *see* polygon
 point toward (to), *see* polygon
 polygon
 empty, 37, 144
 grid polygon, 144
 heptagon, 79
 hexagon, 63, 75
 \mathcal{H} , 79
 origin, 65
 hexagon, 79
 inversed, 95
 of type L , 78
 of type R , 78
 peak, 57, 144
 pentagon, 57, 75
 of type R , 78
 rectangle, 37
 spike, 58
 small, 61
 support, 58
 to point toward, 57
 torn, 37
 polynomial
 Alexander, 9
 Jones, 9
 braid-like, 113
 lightened restricted, 121
 star-like, 116
 quasi-isomorphism, *see* map
 rectangle, *see* polygon
 resolution
 0-resolution, 11, 62, 143
 1-resolution, 11, 62, 143
 cube of, 63
 restricted, 112
 Seifert point, 112
 Seifert state, *see* smoothing
 shift operation, 27
 shift operation, 25
 sign assignment, 38
 skein relation, 9
 smoothing
 A -smoothing, 9
 A^{-1} -smoothing, 9
 Kauffman state, 112
 enhanced state, 121
 Seifert, 9
 Seifert state, 9
 $\tilde{\mathfrak{S}}_n$, *see* spin extension of \mathfrak{S}_n
 spectral sequence, 29

- convergence, 30
- spike, *see* polygon
- spin extension of \mathfrak{S}_n , 39
- standard configuration, 56
- support, *see* polygon
- switch, *see* crossing
 - morphism f , 59

- transposition, 39
- trivial
 - knot, 7
 - link, 7

- V , *see* polynomial, Jones
- Vassiliev invariants, 11
- V_{br} , *see* polynomial, Jones, braid-like
- V_{st} , *see* polynomial, Jones, star-like

- writhe, 8

- ξ , *see* Euler characteristic
- ξ_{gr} , *see* Euler characteristic, graded

- \times , 62
- \circ , 62
- \times , 62
- $\times\circ$, 143
- $\circ\times$, 143

Bibliography

- [AF05] Benjamin Audoux and Thomas Fiedler, *A Jones polynomial for braid-like isotopies of oriented links and its categorification*, *Algebr. Geom. Topol.* **5** (2005), 1535–1553 (electronic). MR MR2186108 (2006h:57008)
- [APS04] Marta M. Asaeda, Józef H. Przytycki, and Adam S. Sikora, *Categorification of the Kauffman bracket skein module of I -bundles over surfaces*, *Algebr. Geom. Topol.* **4** (2004), 1177–1210 (electronic). MR MR2113902 (2006a:57010)
- [Aud06] Benjamin Audoux, *Khovanov homology and star-like isotopies*, Submitted paper, 2006.
- [Aud07] ———, *Heegaard–floer homology for singular knots*, *arXiv:math.GT/0705.2377*, 2007.
- [Bir74] Joan S. Birman, *Braids, links, and mapping class groups*, Princeton University Press, Princeton, N.J., 1974, *Annals of Mathematics Studies*, No. 82. MR MR0375281 (51 #11477)
- [BL93] Joan S. Birman and Xiao-Song Lin, *Knot polynomials and Vassiliev’s invariants*, *Invent. Math.* **111** (1993), no. 2, 225–270. MR MR1198809 (94d:57010)
- [BN95] Dror Bar-Natan, *On the Vassiliev knot invariants*, *Topology* **34** (1995), no. 2, 423–472. MR MR1318886 (97d:57004)
- [BN05] ———, *Khovanov’s homology for tangles and cobordisms*, *Geom. Topol.* **9** (2005), 1443–1499 (electronic). MR MR2174270 (2006g:57017)
- [BZ03] Gerhard Burde and Heiner Zieschang, *Knots*, second ed., *de Gruyter Studies in Mathematics*, vol. 5, Walter de Gruyter & Co., Berlin, 2003. MR MR1959408 (2003m:57005)
- [CE99] Henri Cartan and Samuel Eilenberg, *Homological algebra*, *Princeton Landmarks in Mathematics*, Princeton University Press, Princeton, NJ, 1999, With an appendix by David A. Buchsbaum, Reprint of the 1956 original. MR MR1731415 (2000h:18022)
- [Cro95] Peter R. Cromwell, *Embedding knots and links in an open book. I. Basic properties*, *Topology Appl.* **64** (1995), no. 1, 37–58. MR MR1339757 (96g:57006)
- [Dyn06] I. A. Dynnikov, *Arc-presentations of links: monotonic simplification*, *Fund. Math.* **190** (2006), 29–76. MR MR2232855 (2007e:57006)
- [Fie93] Thomas Fiedler, *A small state sum for knots*, *Topology* **32** (1993), no. 2, 281–294. MR MR1217069 (94c:57006)
- [Fie01] ———, *Gauss diagram invariants for knots and links*, *Mathematics and its Applications*, vol. 532, Kluwer Academic Publishers, Dordrecht, 2001. MR MR1948012 (2003m:57031)

- [Gal07] Etienne Gallais, *Sign refinement for combinatorial link floer homology*, arXiv:0706.0089, 2007.
- [GM03] Sergei I. Gelfand and Yuri I. Manin, *Methods of homological algebra*, second ed., Springer Monographs in Mathematics, Springer-Verlag, Berlin, 2003. MR MR1950475 (2003m:18001)
- [HP89] Jim Hoste and Józef H. Przytycki, *An invariant of dichromatic links*, Proc. Amer. Math. Soc. **105** (1989), no. 4, 1003–1007. MR MR989100 (90d:57002)
- [Kau83] Louis H. Kauffman, *Formal knot theory*, Mathematical Notes, vol. 30, Princeton University Press, Princeton, NJ, 1983. MR MR712133 (85b:57006)
- [Kau87] ———, *State models and the Jones polynomial*, Topology **26** (1987), no. 3, 395–407. MR MR899057 (88f:57006)
- [Kau89] ———, *Invariants of graphs in three-space*, Trans. Amer. Math. Soc. **311** (1989), no. 2, 697–710. MR MR946218 (89f:57007)
- [Kho00] Mikhail Khovanov, *A categorification of the Jones polynomial*, Duke Math. J. **101** (2000), no. 3, 359–426. MR MR1740682 (2002j:57025)
- [Kon93] Maxim Kontsevich, *Vassiliev’s knot invariants*, I. M. Gelfand Seminar, Adv. Soviet Math., vol. 16, Amer. Math. Soc., Providence, RI, 1993, pp. 137–150. MR MR1237836 (94k:57014)
- [MOS06] Ciprian Manolescu, Peter Ozsváth, and Sucharit Sarkar, *A combinatorial description of knot floer homology*, arXiv:math.GT/0607691, 2006.
- [MOST06] Ciprian Manolescu, Peter Ozsváth, Zoltán Szabó, and Dylan Thurston, *On combinatorial link floer homology*, arXiv:math.GT/0610559, 2006.
- [MOY98] Hitoshi Murakami, Tomotada Ohtsuki, and Shuji Yamada, *Homfly polynomial via an invariant of colored plane graphs*, Enseign. Math. (2) **44** (1998), no. 3-4, 325–360. MR MR1659228 (2000a:57023)
- [OS04a] Peter Ozsváth and Zoltán Szabó, *Holomorphic disks and knot invariants*, Adv. Math. **186** (2004), no. 1, 58–116. MR MR2065507 (2005e:57044)
- [OS04b] ———, *Holomorphic disks and topological invariants for closed three-manifolds*, Ann. of Math. (2) **159** (2004), no. 3, 1027–1158. MR MR2113019 (2006b:57016)
- [OS05] ———, *Holomorphic disks and link invariants*, arXiv:math/0512286, 2005.
- [OS07a] ———, *A cube of resolutions for knot floer homology*, arXiv:math.GT/0705.3852, 2007.
- [OS07b] ———, *On the skein exact sequence for knot floer homology*, arXiv:math.GT/0707.1165, 2007.
- [OSS07] Peter Ozsváth, András I. Stipsicz, and Zoltán Szabó, *Floer homology and singular knots*, arXiv:math.GT/0705.2661, 2007.
- [Ras03] Jacob Rasmussen, *Floer homology and knot complements*, Ph.D. thesis, Harvard University, 2003.

-
- [Rei72] Kurt Reidemeister, *Einführung in die kombinatorische Topologie*, Wissenschaftliche Buchgesellschaft, Darmstadt, 1972, Unveränderter reprografischer Nachdruck der Ausgabe Braunschweig 1951. MR MR0345088 (49 #9827)
- [Shi07] Nadya Shirokova, *On the classification of floer-type theories*, arXiv:0704.1330, 2007.
- [SW07] Nadya Shirokova and Ben Webster, *Wall-crossing morphisms in khovanov-rozansky homology*, arXiv:0706.1388, 2007.
- [Vas90] V. A. Vassiliev, *Cohomology of knot spaces*, Theory of singularities and its applications, Adv. Soviet Math., vol. 1, Amer. Math. Soc., Providence, RI, 1990, pp. 23–69. MR MR1089670 (92a:57016)
- [Vir02] Oleg Viro, *Remarks on definition of khovanov homology*, arXiv:math.GT/0202199, 2002.
- [Wei94] Charles A. Weibel, *An introduction to homological algebra*, Cambridge Studies in Advanced Mathematics, vol. 38, Cambridge University Press, Cambridge, 1994. MR MR1269324 (95f:18001)