

Novel Superconductivity and Phase Diagram in the Iron-based Arsenic-oxides $\text{ReFeAsO}_{1-\delta}$ (Re = rare earth metal) without F-Doping

Zhi-An Ren*, Guang-Can Che, Xiao-Li Dong, Jie Yang, Wei Lu, Wei Yi, Xiao-Li Shen, Zheng-Cai Li, Li-Ling Sun, Fang Zhou, Zhong-Xian Zhao*

National Laboratory for Superconductivity, Institute of Physics and Beijing National Laboratory for Condensed Matter Physics, Chinese Academy of Sciences, P. O. Box 603, Beijing 100190, P. R. China

Here we report a novel class of superconductors prepared by high pressure synthesis in the quaternary layered-structure $\text{ReFeAsO}_{1-\delta}$ (Re = Sm, Nd, Pr, Ce, La) family without F-doping. The onset superconducting critical temperature (T_c) in these compounds increases with substitution using smaller Re atoms, and the highest T_c that was obtained up to now is 55 K in $\text{SmFeAsO}_{1-\delta}$, which is the highest among all materials except for the multi-layered copper oxides. For the $\text{NdFeAsO}_{1-\delta}$ system with different oxygen concentration that we studied, a dome-shaped phase diagram was found.

While the underlying physical mechanism for high- T_c superconductivity (SC) in copper oxides discovered 22 years ago [1] is still under debate, some F-doped iron- (nickel-) based oxypnictide superconductors were discovered recently [2, 3]. Following the very recent report of the $T_c \sim 26$ K in F-doped arsenic-oxide $\text{LaFeAs}[\text{O}_{1-x}\text{F}_x]$ [4], extensive research activities have been devoted to this system due to the relative high T_c , the similar interesting two-dimensional layered structure as for cuprates and the surprising iron-containing characteristics which always correlates with magnetism. The T_c has been very quickly enhanced up to above 50 K by the substitution of La using other smaller rare earth elements, which has put these materials to another high- T_c family [5-9].

These quaternary equiatomic ReFeAsO compounds have a rather simple layered structure of alternating Fe-As and Re-O layers with eight atoms in a tetragonal unit cell (space group: $P4/nmm$, similar to that of ReCuSeO in Ref. [10]), where the Fe-As layer is thought to be the origin of SC and the Re-O layer (or F-doped) provides electron carriers, which is quite alike to that of cuprates. The crystal structure for this system is depicted in Fig. 1. The intra-layer and inter-layer chemical bonding is of covalent and ionic character, respectively. For the undoped ReFeAsO , SDW order was confirmed to exist below the temperature of ~ 150 K by neutron diffraction studies [11, 12], which explained the anomaly in the resistivity and magnetic susceptibility curves. Previous experiments indicated that by F-doping at the oxygen site, SC could be realized in these systems by the suppression of the SDW state and is further enhanced by the chemical pressure caused by shrinking the crystalline lattice, which was explained in a theoretical calculation proposing that the enhancement of the orbital degeneracy either by carrier doping or pressure is playing the key role for the appearance of SC state [13, 14]. From this point of view, producing oxygen vacancies instead of F-doping would be a more efficient approach for the realization of SC in this class of materials. Based on these considerations, we have succeeded in preparing the $\text{ReFeAsO}_{1-\delta}$ superconductors with $\text{Re} = \text{Sm}, \text{Nd}, \text{Pr}, \text{Ce}, \text{and La}$ by high pressure (HP) synthesis.

Here we report the SC and phase diagram in the $\text{ReFeAsO}_{1-\delta}$ family that is induced by oxygen vacancies, instead of F-doping, which will make this system much simpler for both experimental and theoretical studies. The tunable oxygen content that leads to the occurrence of SC in these compounds strongly resembles the situation in cuprates. The good metallic behavior, high- T_c and high critical field of these materials is likely to make them another competitive candidate for high temperature SC applications.

A series of $\text{ReFeAsO}_{1-\delta}$ superconductors were prepared by HP synthesis [9], and the nominal composition with $\delta = 0.15$ was found to be optimal for both higher T_c and better single-phase formation under our current synthesis conditions. In Fig. 2, the temperature dependence of resistivity for the nominal $\text{ReFeAsO}_{0.85}$ (Re = Sm, Nd, Pr, Ce and La) samples is plotted together for comparison. All curves show clear superconducting zero resistivity transitions ($T_c(\text{zero})$) at low temperatures, and the highest onset transition temperature ($T_c(\text{onset})$) is 55.0 K for $\text{SmFeAsO}_{0.85}$ with a $T_c(\text{zero})$ at 52.8 K. For Re = Nd, Pr, Ce, and La, the $T_c(\text{onset})$ is 53.5 K, 51.3 K, 46.5 K and 31.2 K, respectively. All these superconductors show good metallic behavior from T_c up to 300 K.

The corresponding DC magnetic susceptibility for these $\text{ReFeAsO}_{0.85}$ samples were measured under 1 Oe after both zero-field-cooling (ZFC) and field-cooling process (FC), and the results are plotted in Fig. 3. The sharp diamagnetic superconducting transition from the Meissner effect indicates the good superconducting quality, and the high superconducting shielding volume fraction reveals the bulk nature of these superconductors. For the $\text{SmFeAsO}_{0.85}$ sample, the 10% and 90% magnetic transitions are at 54.6 K and 52.6 K, respectively as determined from the FC curve and the onset of this magnetic transition is at 55.0 K, i.e. the same as the onset of the resistivity transition.

The crystal structures for all $\text{ReFeAsO}_{1-\delta}$ samples that prepared under high pressure or ambient pressure (AP) were characterized by powder X-ray diffraction (XRD) analysis. All XRD patterns indicate the LaFeAsO structure being the main phase, while minor impurities (identified to be non-superconducting by-products) appeared when oxygen vacancies were introduced (the same reason as explained in [9]). Here we note that the genuine oxygen vacancy concentration is smaller than the nominal δ deduced from the existing impurity phases), and some of the typical XRD patterns were plotted in Fig. 3 (a). The diffraction peaks of HP samples become broader and are shifted to higher angles in comparison with AP samples, indicating the smaller grain size with crystal defects and shrunken lattice parameters for HP samples. To reveal the relationship between the increasing T_c and the substitution with smaller Re element, the T_c vs. lattice parameter 'a' for $\text{ReFeAsO}_{0.85}$ is splotted in Fig. 3 (b) for different Re elements. In Fig. 3 (c), a series of $\text{NdFeAsO}_{1-\delta}$ samples with different oxygen concentrations were studied and the T_c vs. lattice parameter 'a' is plotted in the phase diagram. Here the adoption of 'a' instead of the nominal δ gives a better understanding for the phase diagram, since empirically there is a roughly linear relationship between the lattice parameter and the actual doping level [15], and currently

the actual δ cannot be determined precisely from the polycrystalline samples. In Table 1, the lattice parameters and critical temperatures for the HP synthesized $\text{ReFeAsO}_{0.85}$ and AP synthesized ReFeAsO were given for comparison.

As seen in Fig. 3 (b), a shrinkage near 3.1% of the Fe-As plane (for a-axis) was observed from $\text{Re} = \text{La}$ to Sm for the nominal $\text{ReFeAsO}_{0.85}$, and with this increase of the inner chemical pressure on the Fe-As plane, the T_c was dramatically enhanced up to 55 K from 31.2 K. For all five $\text{ReFeAsO}_{1-\delta}$ systems studied, in the under-doped region, SC emerges from the suppression of SDW state by a light level of vacancy doping. All these results indicate that the inner chemical pressure has a significant enhancing effect on the SC state as long as the competition between SC and SDW states is over.

Since the increase of oxygen vacancy will lead to both the increase of the electron carrier density and the chemical pressure on the Fe-As plane, to investigate their respective influences on the SC state, a detailed study on the $\text{NdFeAsO}_{1-\delta}$ system for different oxygen vacancy content was performed. For pure NdFeAsO , the SDW state below ~ 150 K was observed as previously reported [16]. By a slight doping of oxygen vacancies, the SDW was quickly suppressed and SC occurred immediately with an abrupt increase of T_c . The $T_c(\text{onset})$ increased to a maximum of 53.5 K when ‘a’ was reduced to 3.943(7) Å from 3.965(3) Å of the undoped sample (about - 0.55%). With doping level increase, the T_c started to decrease slowly. Comparing with $\text{SmFeAsO}_{0.85}$ which has a smaller ‘a’ but a higher T_c , the chemical pressure on the Fe-As plane is not likely to be saturated and to suppress the SC state, and therefore the over-doping of electron carriers should be the key factor that hinders the further increase of T_c .

To reiterate, we have succeeded in synthesizing a new family of iron-based arsenic-oxides superconductors using oxygen vacancies instead of fluorine-doping. We believe they will be the more promising prototype compounds for studying this new class of high superconductors.

Acknowledgements:

We sincerely thank Prof. L. Yu, Z. Fang and X. Dai for lots of valuable discussions and Mrs. Shun-Lian Jia for her kind help in resistivity measurements. This work is supported by the Natural Science Foundation of China (NSFC, No. 10734120) and the 973 program of China (No. 2006CB601001 and No. 2007CB925002). We also acknowledge the support from EC under the project COMEPHS TTC.

Corresponding Authors:

Zhi-An Ren: renzhian@aphy.iphy.ac.cn

Zhong-Xian Zhao: zhxzhao@aphy.iphy.ac.cn

References:

- [1] Bednorz J. G. and Muller K. A., *Z. Phys. B.* **64** (1986) 189.
- [2]. Kamihara Y., Hiramatsu H., Hirano M., Kawamura R., Yanagi H., Kamiya T. and Hosono H., *J. Am. Chem. Soc.* **128** (2006) 10012.
- [3]. Watanabe T., Yanagi H., Kamiya T., Kamihara Y., Hiramatsu H., Hirano M. and Hosono H., *Inorg. Chem.* **46** (2007) 7719.
- [4]. Kamihara Y., Watanabe T., Hirano M. and Hosono H., *J. Am. Chem. Soc.* **130** (2008) 3296.
- [5]. Chen X. H., Wu T., Wu G., Liu R. H., Chen H. and Fang D. F., *Condmate:arXiv*, 0803-3603 (2008).
- [6]. Chen G. F., Li Z., Wu D., Li G., Hu W. Z., Dong J., Zheng P., Luo J. L. and Wang, N. L., *Condmate:arXiv*, 0803- 3790 (2008).
- [7]. Ren Z. A., Yang J., Lu W., Yi W., Che G. C., Dong X. L., Sun L. L. and Zhao Z. X., *Cond-mat:arXiv*, 0803.4283 (2008).
- [8]. Ren Z. A., Yang J., Lu W., Yi W., Shen X. L., Li Z. C., Che G. C., Dong X. L., Sun L. L., Zhou F. and Zhao Z. X., *Cond-mat:arXiv*, 0803.4234 (2008).
- [9]. Ren Z. A., Yang J., Lu W., Yi W., Shen X. L., Li Z. C., Che G. C., Dong X. L., Sun L. L., Zhou F. and Zhao Z. X., *Cond-mat:arXiv*, 0804.2053 (2008).
- [10]. Zhu W. J., Huang Y. Z., Dong C., Zhao Z. X., *Materials Research Bulletin*, **29** (1994) 143.
- [11] Clarina de la Cruz, Huang, Q., Lynn J. W., Li J. Y., Ratcliff II W., Zarestky J. L., Mook H. A., Chen G. G., Luo J. L., Wang N. L. and Dai P. C., *Cond-mat:arXiv*, 0804.0795 (2008).
- [12]. McGuire M. A., Christianson A. D., Sefat A. S., Jin R., Payzant E. A., Sales B. C., Lumsden M. D., Mandrus D., *Cond-mat:arXiv*, 0803. 0796 (2008).

- [13]. Lu W., Yang J., Dong X. L., Ren Z. A., Che G. C. and Zhao Z. X., *Cond-mat:arXiv*, 0803-4266 (2008).
- [14] Zhang H. J., Xu G., Dai X., Fang Z., *Cond-mat:arXiv*, 0803.4487 (2008).
- [15]. Cox A., Sangster M. J. L., *J. Phys. C: Solid State Phys.* 18 (**1985**) L1123.
- [16] Chen G. F., Li Z., Wu D., Dong J., Li G., Hu W. Z., Zheng P., Luo J. L., Wang N. L., *Cond-mat:arXiv*, 0803- 4384 (2008).

Figure and table captions:

Figure 1: The crystal structure for the ReFeAsO system (space group: P4/nmm).

Figure 2: The temperature dependence of resistivity for the nominal ReFeAsO_{0.85} samples synthesized by HP-method.

Figure 3: The temperature dependence of DC susceptibility (with FC and ZFC curves) for the nominal ReFeAsO_{0.85} samples synthesized by HP method.

Figure 4: The comparison of typical XRD patterns for some ReFeAsO_{1- δ} samples synthesized by HP and AP method (upper solid line: HP samples for the nominal ReFeAsO_{0.85}; lower dashed line: AP samples for the standard ReFeAsO; vertical bars: calculated diffraction peaks based on the standard PrFeAsO) (c); the lattice parameter dependence of T_c for the nominal ReFeAsO_{0.85} samples synthesized by HP method (b); the lattice parameter dependence of T_c for the nominal NdFeAsO_{1- δ} samples synthesized by HP method (c).

Table 1: Some experimental data for the nominal ReFeAsO_{0.85} superconductors and the standard ReFeAsO compounds.

Table 1.

Re	a (Å)	c (Å)	T_c (onset-R) (K)	T_c (zero-R) (K)	T_c (onset-M) (K)
Sm (HP)	3.897(6)	8.407(1)	55.0	52.8	55.0
Sm (AP)	3.933(5)	8.495(3)			
Nd (HP)	3.943(7)	8.521(8)	53.5	50.9	51.0
Nd (AP)	3.965(3)	8.572(3)			
Pr (HP)	3.968(2)	8.566(1)	51.3	43.2	48.2
Pr (AP)	3.985(8)	8.600(3)			
Ce (HP)	3.979(7)	8.605(5)	46.5	41.0	42.6
Ce (AP)	3.998(1)	8.652(6)			
La (HP)	4.022(2)	8.707(1)	31.2	25.9	28.3
La (AP)	4.033(5)	8.739(1)			

Note: The HP samples are for the nominal composition of $\text{ReFeAsO}_{0.85}$, and the AP samples are for the nominal composition of ReFeAsO . And here we also note that $T_c(\text{onset}) \sim 36$ K in $\text{LaFeAsO}_{1-\delta}$ has been achieved by HP synthesis but still without a good phase sample.

Figure 1.

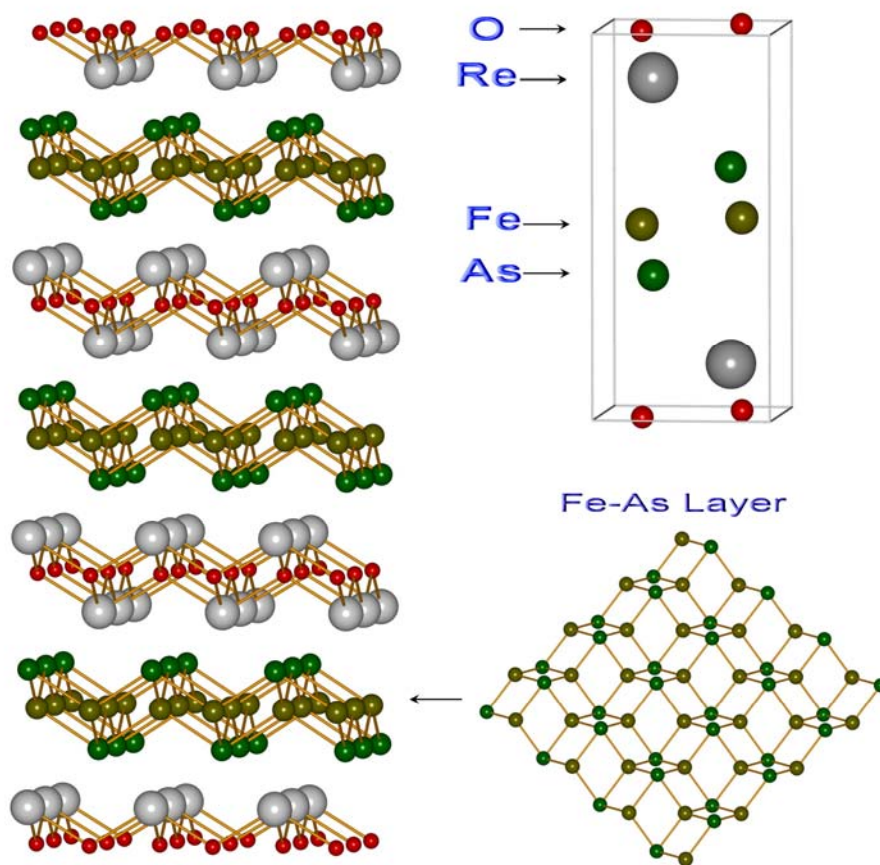


Figure 2.

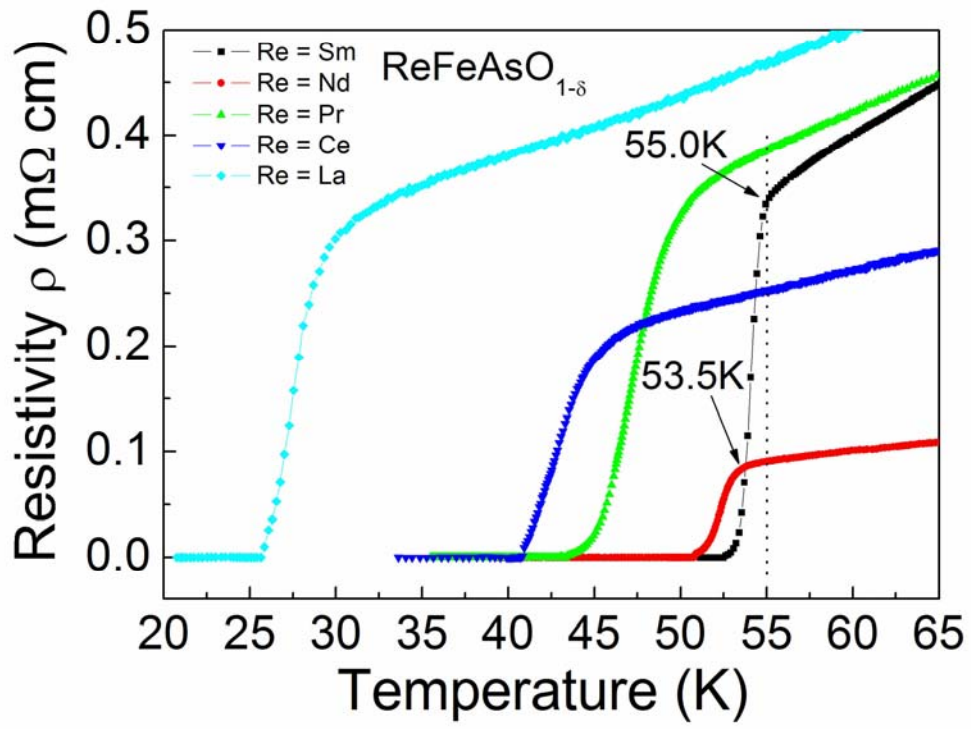


Figure 3.

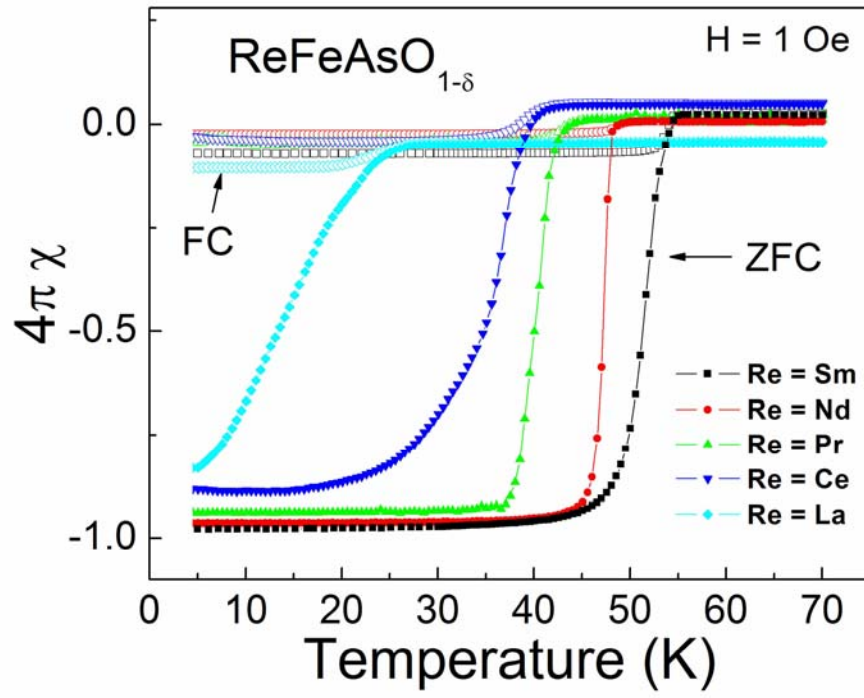


Figure 4.

