

A CONSTRUCTION OF SPHERICAL DESIGNS FROM FINITE GRAPHS WITH THE THEORY OF CRYSTAL LATTICE

JUNICHI SHIGEZUMI

Graduate School of Mathematics Kyushu University
Hakozaki 6-10-1 Higashi-ku, Fukuoka, 812-8581 Japan
E-mail address : j.shigezumi@math.kyushu-u.ac.jp

Abstract. We want to introduce a construction of spherical designs from finite graphs with the theory of crystal lattice. We start from a finite graph, and we consider standard realization of the crystal lattices as the maximal Abelian covering of the graph. Then, we take the set of vectors which form the crystal lattice. If every vector has the same norm, then we can consider a finite set on Euclidean sphere, and then we get a spherical design.

In this paper, we observe the results by numerical calculations. We tried constructing vectors from various finite graphs, strongly regular graphs, distance regular graphs, and so on. We also introduce some facts and conjectures.

Key Words and Phrases. spherical design, crystal lattice, standard realization.

2000 *Mathematics Subject Classification.* Primary 05B30; Secondary 05E30.

1. INTRODUCTION

Let $S^{d-1} := \{(x_1, \dots, x_d) \in \mathbb{R}^d; x_1^2 + \dots + x_d^2 = 1\}$ be the Euclidean sphere for $d \geq 1$.

Definition 1.1 (Spherical design [5]). Let X be a non-empty finite set on the Euclidean sphere S^{d-1} , and let t be a positive integer. X is called a spherical t -design if

$$(1) \quad \frac{1}{|S^{d-1}|} \int_{S^{d-1}} f(\xi) d\xi = \frac{1}{|X|} \sum_{\xi \in X} f(\xi)$$

for every polynomial $f(x) = f(x_1, \dots, x_d)$ of degree at most t .

Here, the left-hand side of the above equation (1) means the average on the sphere S^{d-1} , and the right-hand side means the average on the finite subset X . Thus, if X is a spherical design, then X gives a certain approximation of the sphere S^{d-1} . We also have another condition for spherical design:

Proposition 1.1 (cf. [5]). *Let t be a positive integer. $X \subset S^{d-1}$ is a spherical t -design if and only if*

$$(2) \quad \sum_{\xi \in X} f(\xi) = 0$$

for every polynomial $f \in \text{Harm}_1(S^{d-1}) \oplus \dots \oplus \text{Harm}_t(S^{d-1})$, where $\text{Harm}_i(S^{d-1})$ is the space of homogeneous harmonic polynomials of degree i on S^{d-1} .

Let us denote $X = \{u_i; 1 \leq i \leq n\}$, and $\sqrt{d/n} u_k = (w_{1,k}, \dots, w_{d,k})$ for every $1 \leq k \leq n$. We have the polynomials x_i ($1 \leq i \leq d$) as basis of $\text{Harm}_1(S^{d-1})$, and the polynomials $x_i x_j$, $x_i^2 - x_j^2$ ($1 \leq i \leq d$) as basis of $\text{Harm}_2(S^{d-1})$. Thus, by the above proposition, the finite set $X \subset S^{d-1}$ is a spherical 2-design if and only if $\{w_{i,k}\}_{1 \leq i \leq d, 1 \leq k \leq n}$ satisfy the following: (cf. [7])

$$(C0) \quad \sum_{i=1}^d w_{i,k}^2 = \frac{d}{n}, \quad 1 \leq k \leq n.$$

$$(C1) \quad \sum_{k=1}^n w_{i,k} = 0, \quad 1 \leq i \leq d.$$

$$(C2) \quad \sum_{k=1}^n w_{i,k} w_{j,k} = 0, \quad 1 \leq i < j \leq d.$$

$$(C3) \quad \sum_{k=1}^n w_{i,k}^2 = 1, \quad 1 \leq i \leq d.$$

Now, we consider a finite graph $X_0 = (V_0, E_0)$, and we consider standard realization of the crystal lattices as the maximal Abelian covering of the graph. Then we take the set of vectors $X^0 := \{P(e_0); e_0 \in E_0\}$ which form the crystal lattice, and then we define X the set of normalized vectors of X^0 . In details, we can see in Section 2.

H. Kurihara [12] proved the following lemma:

Lemma 1.2 (Kurinara [12]). *Let X_0 be a finite graph, and let X^0 be the vectors of the crystal lattice which is the maximal Abelian covering and constructed with the method in Section 2, then we define X the set of normalized vectors of X^0 . X is a spherical 3-design if and only if the vectors of X^0 have the same norm.*

For the proof of the above lemma, we use the conditions $(C0')$, \dots , $(C3')$ in the Remark 2.1 with $w_{i,k} = c_{i,k}/\sqrt{2}$. Then, we have the above conditions $(C0)$, \dots , $(C3)$ for spherical 2-design. In addition, we consider the fact that X is antipodal.

Furthermore, Kurihara proved the following theorems:

Theorem 1.3 (Kurinara [12]). *Let X_0 be a finite graph, and let X^0 be the vectors constructed from X_0 with the method in Section 2. If X_0 is edge-transitive, then the vectors of X^0 have the same norm.*

Theorem 1.4 (Kurinara [12]). *Let X_0 be a finite graph, and let X^0 be the vectors constructed with the method in Section 2, then we define X the set of normalized vectors of X^0 . Then, X is spherical t -design for $t \leq 3$, except for the case of the Hexagonal lattice (See Section 2 and Figure 1).*

Here, we consider strongly regular graphs. Let Γ_x be a set of vertices of the graph X_0 which are adjacent to x . k -regular graph with v vertices is a strongly regular graph with parameters (v, k, λ, μ) if *i*) $|\Gamma_x \cap \Gamma_y|$ is equal to the constant λ for every pair of vertices (x, y) which are adjacent to each other and *ii*) $|\Gamma_x \cap \Gamma_y|$ is equal to the constant μ for every pair of vertices (x, y) which are not adjacent. E. Bannai [10] proposed the following conjecture:

Conjecture 1.1 (Bannai [10]). *Let X_0 be a finite graph, and let X^0 be the vectors constructed from X_0 with the method in Section 2. If X_0 is strongly regular, then the vectors of X^0 have the same norm.*

By Lemma 1.2, the normalized vectors X is also a spherical 3-design. In Section 8, we calculate every strongly regular graphs with at most 30 vertices and many other strongly regular graphs, where the vectors from these graphs verify the above conjecture, that is, the vectors of every constructed crystal lattice have the same norm. In addition, the sets of vectors from these graphs are at most 10-distance sets.

Furthermore, there are some strongly regular graphs which are not edge-transitive (See Section 8.7). Then, we want to consider an sufficient condition of the graphs from which we construct vectors of crystal lattices of the same norm. Here, we have the following fact:

Proposition 1.5 (Dauber and Harary [4]). *If a connected edge-transitive graph is not vertex-transitive, then it is bipartite.*

Now, we want to suggest the graphs from association schemes as a candidate for such graphs, because they include both vertex and edge-transitive graphs and strongly regular graphs.

Let X be a finite set, and we call the subset of X relation on X . We denote $s^* := \{(y, x) \in X \times X; (x, y) \in s\}$ for s the relation on X . Furthermore, we define $xs := \{y \in X; (x, y) \in s\}$ and $sx := \{y \in X; (y, x) \in s\}$ for every $x \in X$ and every relation s . Now, we have the following definition:

Definition 1.2 (Association scheme [1], [6]). Let X be a finite set, and s_0, s_1, \dots, s_d be non-empty relations on X . We call $(X, S := \{s_i\}_{0 \leq i \leq d})$ a *association scheme of class d* if it satisfies the following conditions:

- (1) S is a partition of $X \times X$, that is $X \times X = \bigcup_{0 \leq i \leq d} s_i$ and $s_i \cap s_j = \phi$ when $i \neq j$.
- (2) $1 := \{(x, x); x \in X\} \in S$. (We define $s_0 := 1$ without loss of generality.)
- (3) If $s \in S$, then $s^* \in S$.

(4) For every $s_i, s_j, s_k \in S$, $p_{i,j}^k := |xs_i \cap s_j y|$ is constant if $(x, y) \in s_k$.

In addition, if an association scheme (X, S) satisfies the following condition

(5) $p_{i,j}^k = p_{j,i}^k$ for every $i, j, k \in \{0, \dots, d\}$,

then we call (X, S) is commutative. Also, we call an association scheme (X, S) symmetric if it satisfies the following condition:

(6) $s^* = s$ for every relation $s \in S$.

We define the *adjacency matrix* A_i which corresponds to s_i the relation on X , where every (x, y) component of A_i is defined by $A_i(x, y) = 1$ and 0 according as $(x, y) \in s$ and otherwise, respectively. If A_i is symmetric, then we regard A_i as an adjacency matrix of a graph.

Note that strongly regular graphs corresponds to symmetric association schemes of class 2. On the other hand, for vertex and edge-transitive graphs, we have the following definition:

Definition 1.3 (Schurian scheme [1] (Example 2.1)). Let X be a finite set, and G be a transitive permutation group on X . We can consider the action of G on $X \times X$, then let s_0, \dots, s_d be the orbits of G on $X \times X$. We call $(X, S := \{s_i\}_{0 \leq i \leq d})$ a *Schurian scheme*.

Note that every Schurian scheme $(X, \{s_i\}_{0 \leq i \leq d})$ is an association scheme.

We also have the fact that vertex and edge-transitive graphs have correspondences to Schurian schemes, in exact word, we have the following fact:

Proposition 1.6. *Every graph from symmetric adjacency matrix of every association scheme is vertex and edge-transitive. On the other hand, every vertex and edge-transitive graph has an adjacency matrix which is also an adjacency matrix of an association scheme.*

We can prove the above proposition easily, in the proof, we can consider the correspondence between G the transitive permutation group on X and the automorphism group on the graph.

Now, we have the following conjecture:

Conjecture 1.2. *Let X_0 be a finite graph, and let X^0 be the vectors constructed from X_0 with the method in Section 2. If X_0 is a graph from an adjacency matrix of an association scheme, then the vectors of X^0 have the same norm.*

In Section 9.4, we calculate every graph from adjacency matrix of non-Schurian association scheme with at most 30 vertices, where the vectors from these graph verify the above conjecture. For Schurian schemes, we can prove the above conjecture by Theorem 1.3 and Proposition 1.6. In conclusion, we can prove the above conjecture if X_0 has at most 30 vertices.

On the other hand, it is difficult to consider necessary condition of the graphs from which we construct vectors of crystal lattices of the same norm. There are some such graphs which are not regular and not edge-transitive (See Section 11).

2. STANDARD REALIZATION OF CRYSTAL LATTICES

In this section, we introduce the method of *standard realization* of crystal lattices as Abelian covering of finite graphs. For the details, we refer [8] and [9].

Let $X_0 = (V_0, E_0)$ be a finite graph with V_0 the set of vertices and E_0 be the set of edges. Here, we mean by a graph loops and multiple edges are allowed and edges have orientations. Furthermore, E_0 contains edges e_0 and \bar{e}_0 simultaneously, where $\bar{e}_0 = -e_0$ denote the edge with the opposite direction as e_0 .

We denote by $C_0(X_0, \mathbb{R})$ the group of 0-chain on X_0 , that is the set of \mathbb{R} -linear combination of V_0 , and by $C_1(X_0, \mathbb{R})$ the group of 1-chain on X_0 , that is the set of \mathbb{R} -linear combination of E_0 . Consider the boundary operator ∂ which is the linear map from $C_1(X_0, \mathbb{R})$ to $C_0(X_0, \mathbb{R})$ defined by $\partial(e_0) = t(e_0) - o(e_0)$ for $e_0 \in E_0$, where $t(e_0)$ and $o(e_0)$ are the terminal and the origin of every edge e_0 . We define $H_1(X_0, \mathbb{R})$ the homology group of degree 1 by the kernel of ∂ .

Now, we assume that there exists some surjective homomorphism μ from $H_1(X_0, \mathbb{Z})$ to L , where L is an Abelian group which is isomorphic to \mathbb{Z}^d . Let W be the subspace of $H_1(X_0, \mathbb{R})$ which is spanned by $\text{Ker } \mu$, and let H be the intersection of the orthogonal complement W^\perp and $H_1(X_0, \mathbb{R})$. Note that $H = H_1(X_0, \mathbb{R})$ if $L = H_1(X_0, \mathbb{Z})$.

Let $P : C_1(X_0, \mathbb{R}) \rightarrow H(\subset C_1(X_0, \mathbb{R}))$ be the orthogonal projection with respect to the inner product on $C_1(X_0, \mathbb{R})$ defined by $\langle e_1, e_2 \rangle = 1, -1, 0$ according as $e_1 = e_2, e_1 = \bar{e}_2$, otherwise (respectively). The set $\{P(e_0); e_0 \in E_0\}$ is a set of vectors in $\mathbb{R}^d (= H_1(X_0, \mathbb{R}))$. Then, we get a realization of d -dimensional crystal lattice as the Abelian covering of the graph X_0 . Furthermore, this realization is a *standard realization* (See [9]).

In particular, if $L = H_1(X_0, \mathbb{Z})$, then the crystal lattice is the maximal Abelian covering of X_0 . In this paper, we consider realization of the crystal lattices as the maximal Abelian covering of the graph. Then, we have $d = \dim H_1(X_0, \mathbb{R}) = 1 - |V_0| + |E_0|/2$, if the graph X_0 is connected. Recall that E_0 contains edges e_0 and \bar{e}_0 simultaneously, thus $|E_0|/2$ means the number of edges up to orientation.

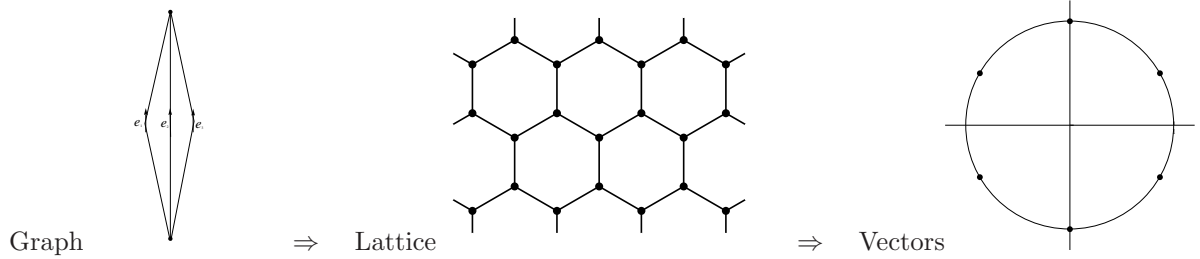


FIGURE 1. Hexagonal lattice

We can see the concrete example, the construction of K_4 crystal from the complete graph K_4 , in [8] and [9]. In this paper, we consider another example, the *Hexagonal lattice* from the graph in Figure 1. Let $X_0 = (V_0, E_0)$ be the graph in Figure 1, we have two vertices in V_0 and we have $E_0 = \{\pm e_1, \pm e_2, \pm e_3\}$, where the orientations of e_1, e_2 , and e_3 are fixed as in Figure 1.

Now, we have two closed path $c_1 = (e_1, -e_2)$ and $c_2 = (e_2, -e_3)$ as the basis of $H_1(X_0, \mathbb{Z})$, which satisfy $\|c_1\|^2 = \|c_2\|^2 = 2$ and $\langle c_1, c_2 \rangle = -1$. Since we have $\langle P(e_1), c_1 \rangle = \langle e_1, c_1 \rangle = 1$ and $\langle P(e_1), c_2 \rangle = \langle e_1, c_2 \rangle = 0$, we have $P(e_1) = \frac{2}{3}c_1 + \frac{1}{3}c_2$. Similarly, we have $P(e_2) = -\frac{1}{3}c_1 + \frac{1}{3}c_2$ and $P(e_3) = -\frac{1}{3}c_1 - \frac{2}{3}c_2$. Furthermore, to regard $P(e_i)$ as the vectors in \mathbb{R}^2 , we consider orthonormalization of $\{c_1, c_2\}$. Then, we have $\{c_1', c_2'\}$ a orthonormal basis of $H_1(X_0, \mathbb{Z})$, where $c_1' = c_1/\sqrt{2}$ and $c_2' = (c_1 + 2c_2)/\sqrt{6}$. And then, we have $P(e_1) = \frac{1}{\sqrt{2}}c_1' + \frac{1}{\sqrt{6}}c_2'$, $P(e_2) = -\frac{1}{\sqrt{2}}c_1' + \frac{1}{\sqrt{6}}c_2'$, and $P(e_3) = -\sqrt{\frac{2}{3}}c_2'$. Here, these vectors have the same norm $\|P(e_1)\| = \|P(e_2)\| = \|P(e_3)\| = \frac{2}{3}$. Finally, after normalization, we have the six vectors

$$(3) \quad \left\{ \pm \left(\frac{\sqrt{3}}{2}, \frac{1}{2} \right), \pm \left(\frac{\sqrt{3}}{2}, -\frac{1}{2} \right), \pm (0, 1) \right\}.$$

Here, these vectors form a regular hexagon (Figure 1). Furthermore, note that set of these vectors is a spherical 5-design.

In another word, since $\{e_1, e_2, e_3\}$ are orthonormal basis of $C_1(X_0, \mathbb{R})$, we denote $e_1 = (1, 0, 0)$, $e_2 = (0, 1, 0)$, and $e_3 = (0, 0, 1)$. Then we can write $c_1 = (1, -1, 0)$ and $c_2 = (0, 1, -1)$, and then we have $c_1' = \frac{1}{\sqrt{2}}(1, -1, 0)$ and $c_2' = \frac{1}{\sqrt{6}}(1, 1, -2)$. Here, we denote $c_i' = (c_{i,1}, c_{i,2}, c_{i,3})$ for $i = 1, 2$. Then we have $\langle P(e_k), c_i' \rangle = \langle e_k, c_i' \rangle = c_{i,k}$ for $1 \leq i \leq 3$ and $k = 1, 2$, and then we can write $P(e_k) = (c_{1,k}, c_{2,k})$ for $1 \leq k \leq 3$ since $\{c_1', c_2'\}$ are orthonormal basis.

Remark 2.1. In general, let $d := H_1(X_0, \mathbb{Z})$ and $e := |E_0|/2$, and let $\{e_1, e_2, \dots, e_{2e}\} \subset E_0$ be basis of $C_1(X_0, \mathbb{R})$. Then, we can write $e_1 = (1, 0, \dots, 0)$, $e_2 = (0, 1, \dots, 0)$, and $e_e = (0, 0, \dots, 1)$. Here, let $\{c_1', c_2', \dots, c_d'\}$ be orthonormal basis of $H_1(X_0, \mathbb{Z})$, then we can write $c_k' = (c_{i,1}, c_{i,2}, \dots, c_{i,e})$ for $1 \leq k \leq d$. Furthermore, we have $P(e_k) = (c_{1,k}, c_{2,k}, \dots, c_{d,k})$ for $1 \leq k \leq e$, and denote $P(e_{k+e}) :=$

$P(-e_k) = -(c_{1,k}, c_{2,k}, \dots, c_{d,k})$. Thus, we have the following relations:

$$(C1') \quad \sum_{k=1}^{2e} c_{i,k} = 0, \quad 1 \leq i \leq d.$$

$$(C2') \quad \sum_{k=1}^{2e} c_{i,k} c_{j,k} = 0, \quad 1 \leq i < j \leq d.$$

$$(C3') \quad \sum_{k=1}^{2e} c_{i,k}^2 = 2, \quad 1 \leq i \leq d.$$

Furthermore, if every $P(e_0)$ has the same norm for $e_0 \in E_0$, then we have

$$(C0') \quad \sum_{i=1}^d c_{i,k}^2 = \frac{d}{e}, \quad 1 \leq k \leq 2e.$$

3. HISTORY

This problems were researched in the seminar for graduate students in master course of Laboratory of Professor Eiichi Bannai in Kyushu University, and it was first suggested by E. Bannai. Then, H. Kurihara [12] considered the vectors of crystal lattices from the graph from the regular polyhedrons (See Section 6.1) and some other graphs at once, and then we knew that we can construct some good spherical designs from some graphs.

After that, by the result of Kurihara, Bannai suggested the fact of Theorem 1.3. Furthermore, M. Shinohara [13] suggested the complete bipartite graphs, which are edge-transitive but not regular. Then, I confirm that the vectors of crystal lattices from many complete multipartite graphs satisfy Theorem 1.3 (See Section 7 and 8.3) And then, Kurihara succeeded to prove Lemma 1.2 and Theorem 1.3. Since then, we started to search for the graphs of not edge-transitive, from which we can construct vectors of crystal lattices with the same norms.

D. Fujino [11] confirmed that the vectors from the complement of Shrikhande graph have the same norm, where it is not edge-transitive (See Section 8.7.1). Then, K. Mitsumaru [11] considered the vectors from the Chang graphs, and showed that they have the same norm and consider the difference among the vectors of crystal lattices from them (See Section 8.7.2). And then, Fujino consider the every strongly regular graph with at most 30 vertices, and confirm that they satisfy Conjecture 1.1. Furthermore, T. Ishii [11] found the graph $netg(6, 10)$ in Figure 4, where it is not regular and not edge-transitive, but the vectors of crystal lattice from it have the same norm. Finally, Kurihara proved Theorem 1.4.

I had supported them in numerical calculations and I also did independently. Now, in the paper, I supplement the result by numerical calculation from the above graphs and also calculate from the graphs from association schemes.

4. NOTATIONS

Let X be a non-empty finite set on the Euclidean sphere S^{d-1} ($\subset \mathbb{R}^d$). We denote the distance set of X by $A(X) := \{(x, y); x, y \in X, x \neq y\}$ where (x, y) denotes the standard inner product of the vectors $x, y \in \mathbb{R}^d$, then we call X a s -distance set if $|A(X)| = s$. Furthermore, X is said to be a (d, n, s, t) -configuration if $X \subset S^{d-1}$ is of order n ($:= |X|$), a s -distance set, and a spherical t -design. We also denote $A_x(X, a) := \{y \in X; (x, y) = a\}$ for $x \in X$ and $a \in A(X)$.

In this research, we start from a finite graph with v vertices and e edges. Then, we consider standard realization of the crystal lattices as the maximal Abelian covering of the graph. And then, we take the set of vectors which form the crystal lattice. If every vector has the same norm, then we can consider a finite set on Euclidean sphere, and then we can consider spherical design.

5. TRIVIAL EXAMPLES

5.1. **d -dimensional standard crystal lattice.** For the graph with one vertex and d loops, we have the d -dimensional standard crystal lattice as the maximal Abelian covering of the graph. For the (d, n, s, t) -configurations of the vectors of the crystal lattices, we have the following table:

d	n	s	t	d	n	s	t
2	4	2	3	5	10	2	3
3	6	2	3	6	12	2	3
4	8	2	3	7	14	2	3

TABLE 1. Standard crystal lattice

For every integer $d \geq 2$, we can easily prove that the configuration of the vectors is $(d, n, s, t) = (d, 2d, 2, 3)$.

5.2. **d -dimensional diamond crystal lattice.** For the graph with two vertices and $d+1$ edges ($(d+1)$ -fold multiple edge) connecting the two vertices, we have the d -dimensional diamond crystal lattice as the maximal Abelian covering of the graph. For the (d, n, s, t) -configurations of the vectors of the crystal lattices, we have the following table:

d	n	s	t	d	n	s	t
2	6	3	5	6	14	3	3
3	8	3	3	7	16	3	3
4	10	3	3	8	18	3	3
5	12	3	3	9	20	3	3

TABLE 2. Diamond crystal lattice

For every integer $d \geq 2$, we can easily prove that we have the distance set $A(X) = \{-1, \pm 1/d\}$ and that the configuration of the vectors is $(d, n, s, t) = (d, 2(d+1), 3, 3)$ (If $d = 2$, then $t = 5$). Furthermore, we have $X = \mathcal{S}_d \cup (-\mathcal{S}_d)$, where \mathcal{S}_d is the d -dimensional simplex.

6. GRAPHS FROM REGULAR POLYTOPES

In this section, we consider the graphs from regular and semi-regular polyhedrons and regular polytopes, where we can consider edges as the pair of vertices between which we take minimum distance. Note that the graphs from regular polyhedrons and regular polytopes are vertex and edge-transitive.

6.1. **Regular polyhedrons (in \mathbb{R}^3).** For the (d, n, s, t) -configurations of the regular polyhedrons and those of the vectors of the constructed crystal lattices, we have the following table:

Regular polyhedron						Vectors of lattice				
	d	v	e	s	t		d	n	s	t
Tetrahedron	3	4	6	1	2	\Rightarrow	3	12	4	3
Hexahedron	3	8	12	3	3		5	24	9	3
Octahedron	3	6	12	2	3		7	24	9	3
Dodecahedron	3	20	30	5	5		11	60	12	3
Icosahedron	3	12	30	3	5		19	60	12	3

TABLE 3. Regular polyhedron

The vectors of the crystal lattice from tetrahedron is cuboctahedron, which is a semi-regular polyhedron.

6.2. **Semi-regular polyhedrons (in \mathbb{R}^3).** The graphs from semi-regular polyhedrons are vertex-transitive, and only the graphs from cuboctahedron and icosidodecahedron are edge-transitive. For the (d, n, s, t) -configurations of the semi-regular polyhedrons (Archimedean solids) and those of the vectors of the constructed crystal lattices, we have the following table:

Semi-regular polyhedron						Vectors of lattice				
	d	v	e	s	t		d	n	s	t
Truncated tetrahedron	3	12	18	4	2	\Rightarrow	7	36	20(2)	
Cuboctahedron	3	12	24	4	3		13	48	16	3
Truncated octahedron	3	24	36	10	3		13	72	43(2)	
Truncated hexahedron	3	24	36	7	3		13	72	32(2)	
Rhombicuboctahedron	3	24	48	7	3		25	96	65(2)	
Great rhombicuboctahedron	3	48	72	25	3		25	144	145(3)	
Icosidodecahedron	3	30	60	8	5		31	120	33	3
Truncated icosahedron	3	60	90	21	5		31	180	88(2)	
Truncated dodecahedron	3	60	90	19	5		31	180	66(2)	
Snub cube	3	24	60	11	3		37	120	171(3)	
Rhombicosidodecahedron	3	60	120	17	5		61	240	151(2)	
Great rhombicosidodecahedron	3	120	180	61	5		61	360	331(3)	
Snub dodecahedron	3	60	180	31	5		91	300	411(3)	

TABLE 4. Semi-regular polyhedron

Here, we denote the number in ‘()’ by the number of the norms of the vectors of lattices.

6.3. 4-dimensional regular polytopes. For the (d, n, s, t) -configurations of the 4-dimensional regular polytopes (regular polychorons) and those of the vectors of the constructed crystal lattices, we have the following table:

4-dimensional regular polytope						Vectors of lattice				
	d	v	e	s	t		d	n	s	t
5-cell polytope	4	5	10	1	2		6	20	4	3
8-cell polytope	4	16	32	3	3	\Rightarrow	17	64	11	3
16-cell polytope	4	8	24	2	3		17	48	10	3
24-cell polytope	4	24	96	4	5		73	192	24	3
120-cell polytope	4	600	1200	30	11		601	2400	154	3
600-cell polytope	4	120	720	8	11		601	1440	64	3

TABLE 5. 4-dimensional regular polytope

6.4. k -dimensional regular $(k + 1)$ -cell polytopes (Complete graph K_{k+1}). The graph from k -dimensional regular $(k + 1)$ -cell polytope is the complete graph K_{k+1} . For the (d, n, s, t) -configurations of the k -dimensional regular $(k + 1)$ -cell polytopes and those of the vectors of the constructed crystal lattices, we have the following table:

$(k + 1)$ -cell polytope						Vectors of lattice					$(k + 1)$ -cell polytope						Vectors of lattice			
k	v	e	s	t		d	n	s	t		k	v	e	s	t		d	n	s	t
3	4	6	1	2		3	12	4	3		17	18	153	1	2		136	306	4	3
4	5	10	1	2		6	20	4	3		18	19	171	1	2		153	342	4	3
5	6	15	1	2		10	30	4	3		19	20	190	1	2		171	380	4	3
6	7	21	1	2		15	42	4	3		20	21	210	1	2		190	420	4	3
7	8	28	1	2		21	56	4	3		21	22	231	1	2		210	462	4	3
8	9	36	1	2	\Rightarrow	28	72	4	3		22	23	253	1	2	\Rightarrow	231	506	4	3
9	10	45	1	2		36	90	4	3		23	24	276	1	2		253	552	4	3
10	11	55	1	2		45	110	4	3		24	25	300	1	2		276	600	4	3
11	12	66	1	2		55	132	4	3		25	26	325	1	2		300	650	4	3
12	13	78	1	2		66	156	4	3		26	27	351	1	2		325	702	4	3
13	14	91	1	2		78	182	4	3		27	28	378	1	2		351	756	4	3
14	15	105	1	2		91	310	4	3		28	29	406	1	2		378	812	4	3
15	16	120	1	2		105	240	4	3		29	30	435	1	2		406	870	4	3
16	17	136	1	2		120	272	4	3		30	31	465	1	2		435	930	4	3

TABLE 6. k -dimensional regular $(k + 1)$ -cell polytope

For every integer $k \geq 3$, we can easily prove that we have the distance set $A(X) = \{-1, \pm 1/(k - 1), 0\}$ and that the configuration of the vectors is $(d, n, s, t) = (k(k - 1)/2, k(k + 1), 4, 3)$. Furthermore, for each $x \in X$, we have the following table:

a	-1	$\pm 1/(k - 1)$	0
$ A_x(X, a) $	1	$2(k - 1)$	$(k - 1)(k - 2)$

Incidentally, the configuration of the k -dimensional regular $(k + 1)$ -cell polytope is $(d, n, s, t) = (k, k + 1, 1, 2)$.

6.5. **k -dimensional regular $2k$ -cell polytopes (Hamming graph $H(k, 2)$).** The graph from k -dimensional regular $2k$ -cell polytope is the Hamming graph $H(k, 2)$. For the (d, n, s, t) -configurations of the k -dimensional regular $2k$ -cell polytopes and those of the vectors of the constructed crystal lattices, we have the following table:

$2k$ -cell polytope					Vectors of lattice				$2k$ -cell polytope					Vectors of lattice			
k	v	e	s	t	d	n	s	t	k	v	e	s	t	d	n	s	t
3	8	12	3	3	5	24	9	3	6	64	192	6	3	129	384	19	3
4	16	32	4	3	17	64	11	3	7	128	448	7	3	321	896	25	3
5	32	80	5	3	49	160	17	3	8	256	1024	8	3	769	2048	27	3

TABLE 7. k -dimensional regular $2k$ -cell polytope

For every integer $3 \leq k \leq 8$, by numerical calculation, we can prove that the configuration of the vectors is $(d, n, s, t) = (2^{k-1}(k-2) + 1, 2^k \cdot k, s(k), 3)$, where we have $s(k) = 4k - 3$ for every odd integer k and we have $s(k) = 4k - 5$ for every even integer k . Incidentally, the configuration of the k -dimensional regular $2k$ -cell polytope is $(d, n, s, t) = (k, 2^k, k, 3)$.

6.6. **k -dimensional regular 2^k -cell polytopes (Cocktail party graph $CP(k)$).** The graph from k -dimensional regular 2^k -cell polytope is the cocktail party graph $CP(k)$. For the (d, n, s, t) -configurations of the k -dimensional regular 2^k -cell polytopes and those of the vectors of the constructed crystal lattices, we have the following table:

2^k -cell polytope					Vectors of lattice				2^k -cell polytope					Vectors of lattice			
k	v	e	s	t	d	n	s	t	k	v	e	s	t	d	n	s	t
3	6	12	2	3	7	24	9	3	10	20	180	2	3	161	360	10	3
4	8	24	2	3	17	48	10	3	11	22	220	2	3	199	440	10	3
5	10	40	2	3	31	80	10	3	12	23	264	2	3	241	528	10	3
6	12	60	2	3	49	120	10	3	13	26	312	2	3	287	624	10	3
7	14	84	2	3	71	168	10	3	14	28	364	2	3	337	728	10	3
8	16	112	2	3	97	224	10	3	15	30	420	2	3	391	840	10	3
9	18	144	2	3	127	288	10	3	16	32	480	2	3	449	960	10	3

TABLE 8. k -dimensional regular 2^k -cell polytope

For every integer $3 \leq k \leq 16$, by numerical calculation, we can prove that we have the distance set $A(X) = \{-1, \pm(2k-1)/(2d(k)), \pm(k-1)/d(k), \pm 1/d(k), \pm 1/(2d(k)), 0\}$ (If $k = 3$, $A(X)$ does not include 0.) and that the configuration of the vectors is $(d, n, s, t) = (d(k), 4k(k-1), 10, 3)$ (If $k = 3$, then $s = 9$), where we denote $d(k) := 2k^2 - 4k + 1$. Furthermore, for each $x \in X$, we have the following table:

a	-1	$\pm(2k-1)/(2d(k))$	$\pm(k-1)/d(k)$	$\pm 1/d(k)$	$\pm 1/(2d(k))$	0
$ A_x(X, a) $	1	$4(k-2)$	2	1	$4(k-2)$	$4(k-2)(k-3)$

Incidentally, the configuration of the k -dimensional regular 2^k -cell polytope is $(d, n, s, t) = (k, 2k, 2, 3)$.

7. COMPLETE BIPARTITE GRAPHS

In this section, we consider complete bipartite graph K_{m_1, m_2} with two parts of m_1 vertices and m_2 vertices. We may assume that $m_1 \leq m_2$. Here, bipartite graph is a graph with two parts, where the pair of vertices from the same part is not connected with any edges. Note that complete bipartite graphs are edge-transitive, and they are not vertex-transitive if $m_1 < m_2$. Moreover, if $m_1 = 2$, then the constructed crystal lattice degenerate into the $m_2 - 1$ -dimensional diamond crystal lattice (See Section 5.2). Thus, we assume that $m_1 \geq 3$.

Now, for the (d, n, s, t) -configurations of the vectors of the constructed crystal lattices, we have the following table:

m_1	m_2	v	e	d	n	s	t
3	3	6	9	4	18	5	3
	4	7	12	6	24	7	3
	5	8	15	8	30	7	3
	6	9	18	10	36	7	3
	7	10	21	12	42	7	3
	8	11	24	14	48	7	3
	9	12	27	16	54	7	3
	10	13	30	18	60	7	3
	11	14	33	20	66	7	3
	12	15	36	22	72	7	3
	13	16	39	24	78	7	3
	14	17	42	26	84	7	3
	15	18	45	28	90	7	3
	16	19	48	30	96	7	3
	17	20	51	32	102	7	3
	18	21	54	34	108	7	3
	19	22	57	36	114	7	3
	20	23	60	38	120	7	3
	21	24	63	40	126	7	3
	22	25	66	42	132	7	3
	23	26	69	44	138	7	3
	24	27	72	46	144	7	3
	25	28	75	48	150	7	3
	26	29	78	50	156	7	3
	27	30	81	52	162	7	3
	28	31	84	54	168	7	3
	29	32	87	56	174	7	3
	30	33	90	58	180	7	3
	31	34	93	60	186	7	3
	32	35	96	62	192	7	3
	33	36	99	64	198	7	3
	34	37	102	66	204	7	3
	35	38	105	68	210	7	3
	36	39	108	70	216	7	3
	37	40	111	72	222	7	3
	38	41	114	74	228	7	3
	39	42	117	76	234	7	3
	40	43	120	78	240	7	3
	41	44	123	80	246	7	3
	42	45	126	82	252	7	3
	43	46	129	84	258	7	3
	44	47	132	86	264	7	3
	45	48	135	88	270	7	3
	46	49	138	90	276	7	3
	47	50	141	92	282	7	3
	48	51	144	94	288	7	3
	49	52	147	96	294	7	3
	50	53	150	98	300	7	3
	51	54	153	100	306	7	3
	52	55	156	102	312	7	3

m_1	m_2	v	e	d	n	s	t
3	53	56	159	104	318	7	3
	54	57	162	106	324	7	3
	55	58	165	108	330	7	3
	56	59	168	110	336	7	3
	57	60	171	112	342	7	3
	58	61	174	114	348	7	3
	59	62	177	116	354	7	3
	60	63	180	118	360	7	3
	61	64	183	120	366	7	3
	62	65	186	122	372	7	3
	63	66	189	124	378	7	3
	64	67	192	126	384	7	3
	65	68	195	128	390	7	3
	66	69	198	130	396	7	3
	67	70	201	132	402	7	3
	68	71	204	134	408	7	3
	69	72	207	136	414	7	3
	70	73	210	138	420	7	3
	71	74	213	140	426	7	3
	72	75	216	142	432	7	3
	73	76	219	144	438	7	3
	74	77	222	146	444	7	3
	75	78	225	148	450	7	3
	76	79	228	150	456	7	3
	77	80	231	152	462	7	3
	78	81	234	154	468	7	3
	79	82	237	156	474	7	3
	80	83	240	158	480	7	3
	81	84	243	160	486	7	3
	82	85	246	162	492	7	3
	83	86	249	164	498	7	3
	84	87	252	166	504	7	3
	85	88	255	168	510	7	3
	86	89	258	170	516	7	3
	87	90	261	172	522	7	3
	88	91	264	174	528	7	3
	89	92	267	176	534	7	3
	90	93	270	178	540	7	3
	91	94	273	180	546	7	3
	92	95	276	182	552	7	3
	93	96	279	184	558	7	3
	94	97	282	186	564	7	3
	95	98	285	188	570	7	3
	96	99	288	190	576	7	3
	97	100	291	192	582	7	3
	98	101	294	194	588	7	3
	99	102	297	196	594	7	3
	100	103	300	198	600	7	3
	101	104	303	200	606	7	3

m_1	m_2	v	e	d	n	s	t
4	4	8	16	9	32	5	3
	5	9	20	12	40	7	3
	6	10	24	15	48	7	3
	7	11	28	18	56	7	3
	8	12	32	21	64	7	3
	9	13	36	24	72	7	3
	10	14	40	27	80	7	3
	11	15	44	30	88	7	3
	12	16	48	33	96	7	3
	13	17	52	36	104	7	3
	14	18	56	39	112	7	3
	15	19	60	42	120	7	3
	16	20	64	45	128	7	3
	17	21	68	48	136	7	3
	18	22	72	51	144	7	3
	19	23	76	54	152	7	3
	20	24	80	57	160	7	3
	21	25	84	60	168	7	3
	22	26	88	63	176	7	3
	23	27	92	66	184	7	3
	24	28	96	69	192	7	3
	25	29	100	72	200	7	3
	26	30	104	75	208	7	3
	27	31	108	78	216	7	3
	28	32	112	81	224	7	3
	29	33	116	84	232	7	3
	30	34	120	87	240	7	3
	31	35	124	90	248	7	3
	32	36	128	93	256	7	3
	33	37	132	96	264	7	3
	34	38	136	99	272	7	3
	35	39	140	102	280	7	3

m_1	m_2	v	e	d	n	s	t
4	36	40	144	105	288	7	3
	37	41	148	108	296	7	3
	38	42	152	111	304	7	3
	39	43	156	114	312	7	3
	40	44	160	117	320	7	3
	41	45	164	120	328	7	3
	42	46	168	123	336	7	3
	43	47	172	126	344	7	3
	44	48	176	129	352	7	3
	45	49	180	132	360	7	3
	46	50	184	135	368	7	3
	47	51	188	138	376	7	3
	48	52	192	141	384	7	3
	49	53	196	144	392	7	3
	50	54	200	147	400	7	3
	51	55	204	150	408	7	3
	52	56	208	153	416	7	3
	53	57	212	156	424	7	3
	54	58	216	159	432	7	3
	55	59	220	162	440	7	3
	56	60	224	165	448	7	3
	57	61	228	168	456	7	3
	58	62	232	171	464	7	3
	59	63	236	174	472	7	3
	60	64	240	177	480	7	3
	61	65	244	180	488	7	3
	62	66	248	183	496	7	3
	63	67	252	186	504	7	3
	64	68	256	189	512	7	3
	65	69	260	192	520	7	3
	66	70	264	195	528	7	3
	67	71	268	198	536	7	3

m_1	m_2	v	e	d	n	s	t
5	5	10	25	16	50	5	3
	6	11	30	20	60	7	3
	7	12	35	24	70	7	3
	8	13	40	28	80	7	3
	9	14	45	32	90	7	3
	10	15	50	36	100	7	3
	11	16	55	40	110	7	3
	12	17	60	44	120	7	3
	13	18	65	48	130	7	3
	14	19	70	52	140	7	3
	15	20	75	56	150	7	3
	16	21	80	60	160	7	3
	17	22	85	64	170	7	3
	18	23	90	68	180	7	3
	19	24	95	72	190	7	3
	20	25	100	76	200	7	3
	21	26	105	80	210	7	3
	22	27	110	84	220	7	3
	23	28	115	88	230	7	3
	24	29	120	92	240	7	3
	25	30	125	96	250	7	3
	26	31	130	100	260	7	3
	27	32	135	104	270	7	3
	28	33	140	108	280	7	3

m_1	m_2	v	e	d	n	s	t
5	29	34	145	112	290	7	3
	30	35	150	116	300	7	3
	31	36	155	120	310	7	3
	32	37	160	124	320	7	3
	33	38	165	128	330	7	3
	34	39	170	132	340	7	3
	35	40	175	136	350	7	3
	36	41	180	140	360	7	3
	37	42	185	144	370	7	3
	38	43	190	148	380	7	3
	39	44	195	152	390	7	3
	40	45	200	156	400	7	3
	41	46	205	160	410	7	3
	42	47	210	164	420	7	3
	43	48	215	168	430	7	3
	44	49	220	172	440	7	3
	45	50	225	176	450	7	3
	46	51	230	180	460	7	3
	47	52	235	184	470	7	3
	48	53	240	188	480	7	3
	49	54	245	192	490	7	3
	50	55	250	196	500	7	3
	51	56	255	200	510	7	3

m_1	m_2	v	e	d	n	s	t
6	6	12	36	25	72	5	3
	7	13	42	30	84	7	3
	8	14	48	35	96	7	3
	9	15	54	40	108	7	3
	10	16	60	45	120	7	3
	11	17	66	50	132	7	3
	12	18	72	55	144	7	3
	13	19	78	60	156	7	3
	14	20	84	65	168	7	3
	15	21	90	70	180	7	3
	16	22	96	75	192	7	3
	17	23	102	80	204	7	3
	18	24	108	85	216	7	3
	19	25	114	90	228	7	3
	20	26	120	95	240	7	3
	21	27	126	100	252	7	3
	22	28	132	105	264	7	3
	23	29	138	110	276	7	3

m_1	m_2	v	e	d	n	s	t
7	7	14	49	36	98	5	3
	8	15	56	42	112	7	3
	9	16	63	48	126	7	3
	10	17	70	54	140	7	3
	11	18	77	60	154	7	3
	12	19	84	66	168	7	3
	13	20	91	72	182	7	3
	14	21	98	78	196	7	3
	15	22	105	84	210	7	3
	16	23	112	90	224	7	3
	17	24	119	96	238	7	3
	18	25	126	102	252	7	3
	19	26	133	108	266	7	3
	20	27	140	114	280	7	3

m_1	m_2	v	e	d	n	s	t
8	8	16	64	49	128	5	3
	9	17	72	56	144	7	3
	10	18	80	63	160	7	3
	11	19	88	70	176	7	3
	12	20	96	77	192	7	3
	13	21	104	84	208	7	3
	14	22	112	91	224	7	3
	15	23	120	98	240	7	3
	16	24	128	105	256	7	3
	17	25	136	112	272	7	3
	18	26	144	119	288	7	3

m_1	m_2	v	e	d	n	s	t
6	24	30	144	115	288	7	3
	25	31	150	120	300	7	3
	26	32	156	125	312	7	3
	27	33	162	130	324	7	3
	28	34	168	135	336	7	3
	29	35	174	140	348	7	3
	30	36	180	145	360	7	3
	31	37	186	150	372	7	3
	32	38	192	155	384	7	3
	33	39	198	160	396	7	3
	34	40	204	165	408	7	3
	35	41	210	170	420	7	3
	36	42	216	175	432	7	3
	37	43	222	180	444	7	3
	38	44	228	185	456	7	3
	39	45	234	190	468	7	3
	40	46	240	195	480	7	3
	41	47	246	200	492	7	3

m_1	m_2	v	e	d	n	s	t
7	21	28	147	120	294	7	3
	22	29	154	126	308	7	3
	23	30	161	132	322	7	3
	24	31	168	138	336	7	3
	25	32	175	144	350	7	3
	26	33	182	150	364	7	3
	27	34	189	156	378	7	3
	28	35	196	162	392	7	3
	29	36	203	168	406	7	3
	30	37	210	174	420	7	3
	31	38	217	180	434	7	3
	32	39	224	186	448	7	3
	33	40	231	192	462	7	3
	34	41	238	198	476	7	3

m_1	m_2	v	e	d	n	s	t
8	19	27	152	126	304	7	3
	20	28	160	133	320	7	3
	21	29	168	140	336	7	3
	22	30	176	147	352	7	3
	23	31	184	154	368	7	3
	24	32	192	161	384	7	3
	25	33	200	168	400	7	3
	26	34	208	175	416	7	3
	27	35	216	182	432	7	3
	28	36	224	189	448	7	3
	29	37	232	196	464	7	3

m_1	m_2	v	e	d	n	s	t
9	9	18	81	64	162	5	3
	10	19	90	72	180	7	3
	11	20	99	80	198	7	3
	12	21	108	88	216	7	3
	13	22	117	96	234	7	3
	14	23	126	104	252	7	3
	15	24	135	112	270	7	3
	16	25	144	120	288	7	3
	17	26	153	128	306	7	3
	18	27	162	136	324	7	3
	19	28	171	144	342	7	3
	20	29	180	152	360	7	3
	21	30	189	160	378	7	3
	22	31	198	168	396	7	3
	23	32	207	176	414	7	3
	24	33	216	184	432	7	3
	25	34	225	192	450	7	3
	26	35	234	200	468	7	3

m_1	m_2	v	e	d	n	s	t
10	10	20	100	81	200	5	3
	11	21	110	90	220	7	3
	12	22	120	99	240	7	3
	13	23	130	108	260	7	3
	14	24	140	117	280	7	3
	15	25	150	126	300	7	3
	16	26	160	135	320	7	3
	17	27	170	144	340	7	3
	18	28	180	153	360	7	3
	19	29	190	162	380	7	3
	20	30	200	171	400	7	3
	21	31	210	180	420	7	3
	22	32	220	189	440	7	3
	23	33	230	198	460	7	3

m_1	m_2	v	e	d	n	s	t
11	11	22	121	100	242	5	3
	12	23	132	110	264	7	3
	13	24	143	120	286	7	3
	14	25	154	130	308	7	3
	15	26	165	140	330	7	3
	16	27	176	150	352	7	3
	17	28	187	160	374	7	3
	18	29	198	170	396	7	3
	19	30	209	180	418	7	3
	20	31	220	190	440	7	3
	21	32	231	200	462	7	3

m_1	m_2	v	e	d	n	s	t
12	12	24	144	121	288	5	3
	13	25	156	132	312	7	3
	14	26	168	143	336	7	3
	15	27	180	154	360	7	3
	16	28	192	165	384	7	3
	17	29	204	176	408	7	3
	18	30	216	187	432	7	3
	19	31	228	198	456	7	3

m_1	m_2	v	e	d	n	s	t
13	13	26	169	144	338	5	3
	14	27	182	156	364	7	3
	15	28	195	168	390	7	3
	16	29	208	180	416	7	3
	17	30	221	192	442	7	3

m_1	m_2	v	e	d	n	s	t
14	14	28	196	169	392	5	3
	15	29	210	182	420	7	3
	16	30	224	195	448	7	3

m_1	m_2	v	e	d	n	s	t
15	15	30	225	196	450	5	3

TABLE 9. Complete bipartite graph

For every integer $(m_1 - 1)(m_2 - 1) \leq 200$, by numerical calculation, we can prove that we have the distance set $A(X) = \{-1, \pm 1/(m_1 - 1), \pm 1/(m_2 - 1), \pm 1/((m_1 - 1)(m_2 - 1))\}$ and that the configuration of the vectors is $(d, n, s, t) = ((m_1 - 1)(m_2 - 1), 2m_1m_2, 7, 3)$ (If $m_1 = m_2$, then $s = 5$). Furthermore, for each $x \in X$, we have the following table:

a	-1	$\pm 1/(m_1 - 1)$	$\pm 1/(m_2 - 1)$	$\pm 1/((m_1 - 1)(m_2 - 1))$
$ A_x(X, a) $	1	$m_1 - 1$	$m_2 - 1$	$(m_1 - 1)(m_2 - 1)$

8. STRONGLY REGULAR GRAPHS

In this section, we consider strongly regular graph, we refer to [3, Chapter2]. Let X_0 be a finite graph, and let Γ_x be a set of vertices of X_0 which are adjacent to x . k -regular graph with v vertices is a strongly regular graph with parameters (v, k, λ, μ) if *i*) $|\Gamma_x \cap \Gamma_y|$ is equal to the constant λ for every pair of vertices (x, y) which are adjacent to each other and *ii*) $|\Gamma_x \cap \Gamma_y|$ is equal to the constant μ for every pair of vertices (x, y) which are not adjacent. Note that the complement graph of a strongly regular graph with parameters (v, k, λ, μ) is a strongly regular graph with parameters $(v, v - k - 1, v - 2k + \mu - 2, v - 2k + \lambda)$.

8.1. Triangular graph $T(m)$ (Johnson graph $J(m, 2)$). For every positive integer $m \geq 3$, the triangular graph $T(m)$ is a strongly regular graph with parameters $(v, k, \lambda, \mu) = (m(m-1)/2, 2(m-2), m-2, 4)$, which is also called the Johnson graph $J(m, 2)$ and is vertex and edge-transitive. Let Ω be a m -point set, and let V be a family of all the 2-point subsets of Ω . Then, we define E as a set of pairs (x, y) of elements of V such that $|x \cap y| = 1$. Now, we can define the triangular graph $T(m)$ as the graph with V and E as a set of vertices and edges, respectively. Moreover, if $m = 3$, then the constructed crystal lattice degenerate into the 1-dimensional standard crystal lattice. Thus, we assume that $m \geq 4$. For the (d, n, s, t) -configurations of the vectors of the constructed crystal lattices, we have the following table:

Triangular graph $T(m)$						Vectors of lattice			
m	v	k	λ	μ	e	d	n	s	t
4	6	4	2	4	12	7	24	9	3
5	10	6	3	4	30	21	60	10	3
6	15	8	4	4	60	46	120	10	3
7	21	10	5	4	105	85	210	10	3
8	28	12	6	4	168	141	336	10	3
9	36	14	7	4	252	217	504	10	3
10	45	16	8	4	360	316	720	10	3
11	55	18	9	4	495	441	990	10	3
12	66	20	10	4	660	595	1320	10	3
13	78	22	11	4	858	781	1716	10	3

TABLE 10. Triangular graph $T(m)$

For every integer $4 \leq m \leq 13$, by numerical calculation, we can prove that we have the distance set $A(X) = \{-1, \pm(m+1)/(2f(m)), \pm m/(2f(m)), \pm 2/(2f(m)), \pm 1/(2f(m)), 0\}$ (If $m = 4$, then $A(X)$ does not include 0) and that the configuration of the vectors is $(d, n, s, t) = ((m-2)f(m)/2, m(m-1)(m-2), 10, 3)$ (If $m = 4$, then $s = 9$), where we denote $f(m) := m^2 - 2m - 1$. Furthermore, for each $x \in X$, we have the following table:

a	-1	$\pm(m+1)/(2f(m))$	$\pm m/(2f(m))$	$\pm 2/(2f(m))$	$\pm 1/(2f(m))$	0
$ A_x(X, a) $	1	$2(m-2)$	$2(m-3)$	$m-3$	$2(m-2)(m-3)$	$m(m-3)(m-4)$

On the other hand, the complement graph of the triangular graph $T(m)$ is a strongly regular graph with parameters $(v, k, \lambda, \mu) = (m(m-1)/2, (m-2)(m-3)/2, (m-2)(m-3)/2, (m-2)(m-3)/2)$. Moreover, the graph is empty if $m = 3$, and the constructed crystal lattice degenerate into the 0-dimensional crystal lattice if $m = 4$. Thus, we assume that $m \geq 5$. For the (d, n, s, t) -configurations of the vectors of the constructed crystal lattices, we have the following table:

$\overline{T(m)}$						Vectors of lattice			
m	v	k	λ	μ	e	d	n	s	t
5	10	3	0	1	30	6	30	6	3
6	15	6	1	3	60	31	90	10	3
7	21	10	3	6	105	85	210	10	3
8	28	15	6	10	168	183	420	10	3
9	36	21	10	15	252	343	756	10	3
10	45	28	15	21	630	586	1260	10	3

TABLE 11. Complement of the triangular graph $\overline{T(m)}$

In particular, when $m = 5$, we call the graph $\overline{T(5)}$ as **Petersen graph**, and we have the distance set $A(X) = \{-1, \pm 1/2, \pm 1/4, 0\}$.

8.2. Square lattice graph $L_2(m)$ (Hamming graph $H(2, m)$). For every positive integer $m \geq 2$, the square lattice graph $L_2(m)$ is a strongly regular graph with parameters $(v, k, \lambda, \mu) = (m^2, 2(m-1), m-2, 2)$, which is also called the Hamming graph $H(2, m)$ and is vertex and edge-transitive. Let Ω be a m -point set, and let $V = \Omega \times \Omega$. Then, we define E as a set of pairs (x, y) of elements of V such that $x_1 = y_1$ or $x_2 = y_2$ for $x = (x_1, x_2)$ and $y = (y_1, y_2)$. Now, we can define the square lattice graph $L_2(m)$ as the graph with V and E as a set of vertices and edges, respectively. Moreover, if $m = 2$, then the constructed crystal lattice degenerate into the 1-dimensional standard crystal lattice. Thus, we assume that $m \geq 3$.

For the (d, n, s, t) -configurations of the vectors of the constructed crystal lattices, we have the following table:

Square lattice graph $L_2(m)$						Vectors of lattice			
m	v	k	λ	μ	e	d	n	s	t
3	9	4	1	2	18	10	36	10	3
4	16	6	2	2	48	33	96	10	3
5	25	8	3	2	100	76	200	10	3
6	36	10	4	2	180	145	360	10	3
7	49	12	5	2	294	246	588	10	3
8	64	14	6	2	448	385	896	10	3
9	81	16	7	2	648	568	1296	10	3
10	100	18	8	2	900	801	1800	10	3

TABLE 12. Square lattice graph $L_2(m)$

For every integer $3 \leq m \leq 10$, by numerical calculation, we can prove that we have the distance set $A(X) = \{-1, \pm(m+1)/(2f(m)), \pm m/(2f(m)), \pm 2/(2f(m)), \pm 1/(2f(m)), 0\}$ and that the configuration of the vectors is $(d, n, s, t) = ((m-1)f(m), 2m^2(m-1), 10, 3)$, where we denote $f(m) := m^2 - m - 1$. Furthermore, for each $x \in X$, we have the following table:

a	-1	$\pm(m+1)/(2f(m))$	$\pm m/(2f(m))$	$\pm 2/(2f(m))$	$\pm 1/(2f(m))$	0
$ A_x(X, a) $	1	$2(m-2)$	$2(m-1)$	$m-1$	$2(m-1)(m-2)$	$2(m-2)f(m)$

On the other hand, the complement graph of the square lattice graph $L_2(m)$ is a strongly regular graph with parameters $(v, k, \lambda, \mu) = (m^2, (m-1)^2, (m-2)^2, (m-1)(m-2))$. Moreover, if $m = 2$, then the constructed crystal lattice degenerate into the 0-dimensional crystal lattice. Thus, we assume that $m \geq 3$.

For the (d, n, s, t) -configurations of the vectors of the constructed crystal lattices, we have the following table:

$\overline{L_2(m)}$						Vectors of lattice			
m	v	k	λ	μ	e	d	n	s	t
3	9	4	1	2	18	10	36	10	3
4	16	9	4	6	72	57	144	10	3
5	25	16	9	12	200	176	400	10	3
6	36	25	16	20	300	415	900	10	3
7	49	36	25	30	882	834	1764	10	3

TABLE 13. Complement of the square lattice graph $\overline{L_2(m)}$

Here, the graph $L_2(3)$ and its complement $\overline{L_2(3)}$ are isomorphic to each other.

8.3. Disjoint unions of the complete graphs $r \cdot K_m$ and complete multipartite graphs $K_{m,\dots,m}$.

The disjoint union of the complete graphs $r \cdot K_m$ is a strongly regular graph with parameters $(v, k, \lambda, \mu) = (mr, m-1, m-2, 0)$, which is vertex and edge-transitive. When the vectors of crystal lattice constructed from the complete graph K_m has (d, n, s, t) -configuration, then the vectors of crystal lattice constructed from the disjoint union of the complete graph $r \cdot K_m$ has (rd, rn, s, t) -configuration. We can refer the result in Section 6.4.

On the other hand, the complement graph of the disjoint union of the complete graphs $r \cdot K_m$ is the complete (regular) multipartite graph $K_{m,\dots,m}$, and it is a strongly regular graph with parameters $(v, k, \lambda, \mu) = (mr, m(r-1), m(r-2), m(r-1))$. In particular, the complement graphs of $r \cdot K_2$ are called the cocktail party graphs (See Section 6.6). Furthermore, we can refer Section 7 for bipartite graphs.

For the (d, n, s, t) -configurations of the vectors of the constructed crystal lattices, we have the following table:

Complete r -partite graph							Vectors of lattice			
r	m	v	k	λ	μ	e	d	n	s	t
\Rightarrow	3	2	6	4	2	4	7	24	9	3
		3	9	6	3	6	19	54	9	3
		4	12	8	4	8	37	96	9	3
		5	15	10	5	10	61	150	9	3
		6	18	12	6	12	91	216	9	3
		7	21	14	7	14	127	294	9	3
		8	24	16	8	16	169	384	9	3
		9	27	18	9	18	217	486	9	3
		10	30	20	10	20	271	600	9	3
		11	33	22	11	22	331	726	9	3
		12	36	24	12	24	397	864	9	3
		13	39	26	13	26	469	1014	9	3
\Rightarrow	4	2	8	6	4	6	17	48	10	3
		3	12	9	6	9	43	108	10	3
		4	16	12	8	12	81	192	10	3
		5	20	15	10	15	131	300	10	3
		6	24	18	12	18	193	432	10	3
		7	28	21	14	21	267	588	10	3
		8	32	24	16	24	353	768	10	3
		9	36	27	18	27	451	972	10	3
\Rightarrow	5	2	10	8	6	8	31	80	10	3
		3	15	12	9	12	76	180	10	3
		4	20	16	12	16	141	320	10	3
		5	25	20	15	20	226	500	10	3
		6	30	24	18	24	331	720	10	3
		7	35	28	21	28	456	980	10	3

Complete r -partite graph							Vectors of lattice			
r	m	v	k	λ	μ	e	d	n	s	t
6	2	12	10	8	10	60	49	120	10	3
	3	18	15	12	15	135	118	270	10	3
	4	24	20	16	20	240	217	480	10	3
	5	30	25	20	25	375	346	750	10	3
7	2	14	12	10	12	84	71	168	10	3
	3	21	18	15	18	189	169	378	10	3
	4	28	24	20	24	336	309	672	10	3
	5	35	30	25	30	525	491	1050	10	3
8	2	16	14	12	14	112	97	224	10	3
	3	24	21	18	21	252	229	504	10	3
	4	32	28	24	28	448	417	896	10	3
9	2	18	16	14	16	144	127	288	10	3
	3	27	24	21	24	324	298	648	10	3
10	2	20	18	16	18	180	161	360	10	3
	3	30	27	24	27	405	376	810	10	3
11	2	22	20	18	20	220	199	440	10	3
	3	33	30	27	30	495	463	990	10	3
12	2	24	22	20	22	264	241	528	10	3
13	2	26	24	22	24	312	287	624	10	3

TABLE 14. Complete r -partite graph

Let us denote $d(m, r) := m^2r(r - 1)/2 - mr + 1$. For every integer m and r such that $d(m, r) \leq 500$, by numerical calculation, we can prove that we have the distance set $A(X) = \{-1, \pm(mr - 1)/(2d(m, r)), \pm(mr - 2)/(2d(m, r)), \pm 2/(2d(m, r)), \pm 1/(2d(m, r)), 0\}$ (If $r = 3$, $A(X)$ does not include 0.) and that the configuration of the vectors is $(d, n, s, t) = (d(m, r), m^2r(r - 1)/2, 10, 3)$ (If $r = 3$, then $s = 9$). Furthermore, for each $x \in X$, we have the following table:

a	-1	$\pm(mr - 1)/(2d(m, r))$	$\pm(mr - 2)/(2d(m, r))$	
$ A_x(X, a) $	1	$m(r - 2)$	$2(m - 1)$	
		$\pm 2/(2d(m, r))$	$\pm 1/(2d(m, r))$	0
		$(m - 1)^2$	$2m(m - 1)(r - 2)$	$m^2(r - 2)(r - 3)$

8.4. Paley graph $P(q)$. Let q be a prime power such that $q \equiv 1 \pmod{4}$, then the Paley graph $P(q)$ is a strongly regular graph with parameters $(v, k, \lambda, \mu) = (q, (q-1)/2, (q-5)/4, (q-1)/4)$, which is vertex and edge-transitive. Let $V = \mathbb{F}_q$ which is the finite field. Then, we define E as a set of pairs (x, y) of distinct elements of V such that $x - y$ is a square. Now, we can define the Paley graph $P(q)$ as the graph with V and E as a set of vertices and edges, respectively. Moreover, if $q = 5$, then the constructed crystal lattice degenerate into the 1-dimensional standard crystal lattice. Thus, we assume that $q \geq 9$.

For the (d, n, s, t) -configurations of the vectors of the constructed crystal lattices, we have the following table:

Paley graph $P(q)$						Vectors of lattice			
q	v	k	λ	μ	e	d	n	s	t
9	9	4	1	2	18	10	36	10	3
13	13	6	2	3	39	27	78	10	3
17	17	8	3	4	68	52	136	10	3
25	25	12	5	6	150	126	300	10	3
29	29	14	6	7	203	175	406	10	3
37	37	18	8	9	333	297	666	10	3
41	41	20	9	10	410	370	820	10	3
49	49	24	11	12	588	540	1176	10	3

TABLE 15. Paley graph $P(q)$

For every integer $9 \leq q \leq 49$, by numerical calculation, we can prove that we have the distance set $A(X) = \{-1, \pm(q-1)/(2d(q)), \pm(q-3)/(2d(q)), \pm 2/d(q), \pm 1/d(q), 0\}$ and that the configuration of the vectors is $(d, n, s, t) = (d(q), q(q-1)/2, 10, 3)$, where we denote $d(q) := (q-1)(q-4)/4$.

On the other hand, the complement graph of the Paley graph $P(q)$ is isomorphic to original graph. Moreover, Paley graph $P(9)$ is isomorphic to the square lattice graph $L_2(3)$.

8.5. Other strongly regular graphs. In this section, we consider the other strongly regular graphs. There are some graphs which have the same parameters (v, k, λ, μ) but are not isomorphic. For such graphs, we refer to the electric data on the website [17]. We consider details about them in Section 8.7.

Strongly regular graphs						Vectors of lattice					
	v	k	λ	μ	e	d	n	s	t	$A(X) \setminus \{-1, 0\}$	
Clebsch	16	5	0	2	40	25	80	8	3	$\{\pm \frac{1}{4}, \pm \frac{1}{10}, \pm \frac{1}{20}\}$	
Shrikhande	16	6	2	2	48	33	96	10	3	$\{\pm \frac{5}{22}, \pm \frac{2}{11}, \pm \frac{1}{11}, \pm \frac{1}{22}\}$	
$\overline{\text{Shrikhande}}$	16	9	4	6	72	57	144	10	3	$\{\pm \frac{5}{38}, \pm \frac{9}{76}, \pm \frac{1}{38}, \pm \frac{1}{76}\}$	
$\overline{\text{Clebsch}}$	16	10	6	6	80	65	160	10	3	$\{\pm \frac{3}{26}, \pm \frac{4}{39}, \pm \frac{1}{39}, \pm \frac{1}{78}\}$	
Paulus [15]	25	12	5	6	150	126	300	10	3	$\{\pm \frac{2}{21}, \pm \frac{11}{126}, \pm \frac{1}{63}, \pm \frac{1}{84}\}$	
Paulus [10]	26	10	3	4	130	105	260	10	3	$\{\pm \frac{5}{42}, \pm \frac{3}{28}, \pm \frac{1}{42}, \pm \frac{1}{126}\}$	
$\overline{\text{Paulus [10]}}$	26	15	8	9	195	170	390	10	3	$\{\pm \frac{5}{68}, \pm \frac{1}{102}, \pm \frac{1}{102}, \pm \frac{1}{204}\}$	
Schläfli	27	10	1	5	135	109	270	10	3	$\{\pm \frac{13}{109}, \pm \frac{12}{109}, \pm \frac{1}{109}, \pm \frac{1}{109}\}$	
$\overline{\text{Schläfli}}$	27	16	10	6	216	190	432	10	3	$\{\pm \frac{13}{190}, \pm \frac{6}{95}, \pm \frac{1}{95}, \pm \frac{1}{190}\}$	
Chang [3]	28	12	6	4	168	141	336	10	3	$\{\pm \frac{9}{94}, \pm \frac{4}{47}, \pm \frac{1}{47}, \pm \frac{1}{94}\}$	
$\overline{\text{Chang [3]}}$	28	15	6	10	168	183	420	10	3	$\{\pm \frac{9}{122}, \pm \frac{17}{244}, \pm \frac{1}{122}, \pm \frac{1}{244}\}$	
[41]	29	14	6	7	203	175	406	10	3	$\{\pm \frac{2}{25}, \pm \frac{13}{175}, \pm \frac{1}{175}, \pm \frac{1}{175}\}$	
[28]	40	12	2	4	240	201	480	10	3	$\{\pm \frac{13}{134}, \pm \frac{6}{67}, \pm \frac{1}{67}, \pm \frac{1}{134}\}$	
[28]	40	27	18	18	540	501	1080	10	3	$\{\pm \frac{13}{334}, \pm \frac{25}{668}, \pm \frac{1}{334}, \pm \frac{1}{668}\}$	
Hoffman-Singleton	50	7	0	1	175	126	350	6	3	$\{\pm \frac{1}{6}, \pm \frac{1}{36}\}$	
Gewirtz	56	10	0	2	280	225	560	8	3	$\{\pm \frac{1}{9}, \pm \frac{1}{45}, \pm \frac{1}{90}\}$	
M_{22}	77	16	0	4	616	540	1232	8	3	$\{\frac{1}{15}, \pm \frac{1}{135}, \pm \frac{1}{270}\}$	

TABLE 16. Other strongly regular graph

Here, we denote the number in ‘[]’ by the number of strongly regular graphs with the same parameters, and denote ‘ $\overline{\text{Name}}$ ’ by the complement of the named graph. For the above cases, the sets of vectors of constructed crystal lattices from the strongly regular graphs with the same parameters are not isomorphic, but has the same distance set and the same (d, n, s, t) -configuration.

The Shrikhande graph and the Chang graphs has the same parameters as the square lattice graph $L_2(4)$ and the triangular graph $T(8)$, respectively. However, they are not isomorphic to each other.

Furthermore, the above strongly regular graphs with 25 and 29 vertices include the graph which is isomorphic to the Paley graph $P(25)$ and $P(29)$, respectively.

8.6. List of strongly regular graphs with at most 30 vertices.

v	k	λ	μ		v	k	λ	μ		v	k	λ	μ		
1	0	0	0	K_1	16	5	0	2	Clebsch	25	8	3	2	$L_2(5)$	
2	1	0	0	K_2		6	2	2	$L_2(4)$		12	5	6	Paulus [15]	
3	2	1	0	K_3					Shrikhande					iwith $P(25)$ j	
4	2	0	2	C_4		8	0	8	$K_{8,8}$		16	9	12	$L_2(5)$	
	3	2	0	K_4		9	4	6	$L_2(4)$		20	15	20	$K_{5,\dots,5}$	
5	2	0	1	C_5					Shrikhande		24	23	0	K_{25}	
	4	3	0	K_5		10	6	6	Clebsch		26	10	3	4	Paulus [10]
6	3	0	3	$K_{3,3}$		12	8	12	$K_{4,4,4,4}$		13	0	13	$K_{13,13}$	
	4	2	4	$CP(3)$		14	12	14	$CP(8)$		15	8	9	Paulus [15]	
	5	4	0	K_6		15	14	0	K_{16}		24	22	24	$CP(13)$	
7	6	5	0	K_7	17	8	3	4	$P(17)$		25	24	0	K_{26}	
8	4	0	4	$K_{4,4}$		16	15	0	K_{17}		27	10	1	5	Schläfli
	6	4	6	$CP(4)$	18	9	0	9	$K_{9,9}$		16	10	6	Schläfli	
	7	6	0	K_8		12	6	12	$K_{6,6,6}$		18	9	18	$K_{9,9,9}$	
9	4	1	2	$L_2(3)$		15	12	15	$K_{3,\dots,3}$		24	21	24	$K_{3,\dots,3}$	
	6	3	6	$K_{3,3,3}$		16	14	16	$CP(9)$		26	25	0	K_{27}	
	8	7	0	K_9		17	16	0	K_{18}		28	12	6	4	$T(8)$
10	3	0	1	Petersen	19	18	17	0	K_{19}					Chang [3]	
	5	0	5	$K_{5,5}$	20	10	0	10	$K_{10,10}$		14	0	14	$K_{14,14}$	
	6	3	4	$T(5)$		15	10	15	$K_{5,5,5,5}$		15	6	10	$T(8)$	
	8	6	8	$CP(5)$		16	12	16	$K_{4,\dots,4}$					Chang [3]	
	9	8	0	K_{10}		18	16	18	$CP(10)$		21	14	21	$K_{7,7,7,7}$	
11	10	9	0	K_{11}		19	18	0	K_{20}		24	20	24	$K_{4,\dots,4}$	
12	6	0	6	$K_{6,6}$	21	10	3	6	$T(7)$		26	24	26	$CP(14)$	
	8	4	8	$K_{4,4,4}$		10	5	4	$T(7)$		27	26	0	K_{28}	
	9	6	9	$K_{3,3,3,3}$		14	7	14	$K_{7,7,7}$		29	14	6	7	$P(29)$
	10	8	10	$CP(6)$		18	15	18	$K_{3,\dots,3}$					otherwise [40]	
	11	10	0	K_{12}		20	19	0	K_{21}		28	27	0	K_{29}	
13	6	2	3	$P(13)$	22	11	0	11	$K_{11,11}$		30	15	0	15	$K_{15,15}$
	12	11	0	K_{13}		20	18	20	$CP(11)$		20	10	20	$K_{10,10,10}$	
14	7	0	7	$K_{7,7}$		21	20	0	K_{22}		24	18	24	$K_{6,\dots,6}$	
	12	10	12	$CP(7)$	23	22	21	0	K_{23}		25	20	25	$K_{5,\dots,5}$	
	13	12	0	K_{14}	24	12	0	12	$K_{12,12}$		27	24	27	$K_{3,\dots,3}$	
15	6	1	3	$T(6)$		16	8	16	$K_{8,8,8}$		28	26	28	$CP(15)$	
	8	4	4	$T(6)$		18	12	18	$K_{6,6,6,6}$		29	28	0	K_{30}	
	10	5	10	$K_{5,5,5,5}$		20	16	20	$K_{4,\dots,4}$						
	12	9	12	$K_{3,\dots,3}$		21	18	21	$K_{3,\dots,3}$						
	14	13	0	K_{15}		22	20	22	$CP(12)$						
						23	22	0	K_{24}						

TABLE 17. Strongly regular graphs with at most 30 vertices

Here, we denote the number in ‘[]’ by the number of strongly regular graphs with the same parameters.

8.7. On a difference among the vectors of crystal lattices from strongly regular graphs with the same parameters. In the previous sections, the vectors of crystal lattices from strongly regular graphs with the same parameters (v, k, λ, μ) have the same (d, n, s, t) -configuration and the same distance set. However, there can exist some difference in details. In this section, we want to introduce such examples.

8.7.1. Square lattice graph $L_2(4)$ and Shrikhande graph. Both the square lattice graph $L_2(4)$ and the Shrikhande graph have the same parameters $(v, k, \lambda, \mu) = (16, 6, 2, 2)$ and they are vertex and edge-transitive, and the vectors of crystal lattices from each graph has $(33, 96, 10, 3)$ -configuration and the distance set $A(X) = \{-1, \pm 5/22, \pm 2/11, \pm 1/11, \pm 1/22, 0\}$. However, for each $x \in X$ from each graph, we have the following table:

	a	-1	$\pm 5/22$	$\pm 2/11$	$\pm 1/11$	$\pm 1/22$	0
$L_2(4)$	$ A_x(X, a) $	1	4	6	3	12	44
Shrikhande	$ A_x(X, a) $	1	4	6	1	20	32

On the other hand, the complements of the two graphs have the same parameters $(v, k, \lambda, \mu) = (16, 9, 4, 6)$, and they are vertex-transitive but only the complement of $L_2(4)$ is edge-transitive. Then, the vectors of crystal lattices from each graph has $(57, 144, 10, 3)$ -configuration and the distance set $A(X) = \{-1, \pm 5/38, \pm 9/76, \pm 1/38, \pm 1/76, 0\}$. However, for the numbers $|A_x(X, a)|$ for each $x \in X$ from the two graphs, we have the following two types, namely type A and type B:

	a	-1	$\pm 5/38$	$\pm 9/76$	$\pm 1/38$	$\pm 1/76$	0
A	$ A_x(X, a) $	1	8	8	12	24	38
B	$ A_x(X, a) $	1	8	8	10	32	26

Then, all of the vectors of lattice from the complement of $L_2(4)$ are of type A, and 48 vectors of lattice from the complement of the Shrikhande graph are of type A and the other 96 vectors are of type B.

8.7.2. Triangular graph $T(8)$ and Chang graphs. There are just four graphs which have the same parameters as the triangular graph $T(8)$ (See [14]). Let us denote the three Chang graphs by G_1, G_2, G_3 for convenience. The triangular graph $T(8)$ and the three Chang graphs have the same parameters $(v, k, \lambda, \mu) = (28, 12, 6, 4)$, and the vectors of crystal lattices from each graph has $(141, 336, 10, 3)$ -configuration and the distance set $A(X) = \{-1, \pm 9/94, \pm 4/47, \pm 1/47, \pm 1/94, 0\}$. However, for the numbers $|A_x(X, a)|$ for each $x \in X$ from the four graphs, we have the following three types:

	a	-1	$\pm 9/94$	$\pm 4/47$	$\pm 1/47$	$\pm 1/94$	0
A	$ A_x(X, a) $	1	12	10	5	60	160
B	$ A_x(X, a) $	1	12	10	3	68	148
C	$ A_x(X, a) $	1	12	10	1	76	136

Then, all of the vectors of lattice from $T(8)$ is of type A, and the numbers of vectors of lattices from G_1, G_2, G_3 of each type is $(A, B, C) = (48, 192, 96), (36, 120, 180), (0, 192, 144)$, respectively.

On the other hand, the complements of the four graphs have the same parameters $(v, k, \lambda, \mu) = (28, 15, 6, 10)$, and the vectors of crystal lattices from each graph has $(183, 420, 10, 3)$ -configuration and the distance set $A(X) = \{-1, \pm 9/122, \pm 17/244, \pm 1/122, \pm 1/244, 0\}$. However, for the numbers $|A_x(X, a)|$ for each $x \in X$ from the four graphs, we have the following three types:

	a	-1	$\pm 9/122$	$\pm 17/244$	$\pm 1/122$	$\pm 1/244$	0
A	$ A_x(X, a) $	1	12	16	48	80	106
B	$ A_x(X, a) $	1	12	16	46	88	94
C	$ A_x(X, a) $	1	12	16	44	96	82

Then, all of the vectors of lattice from the complement of $T(8)$ is of type A, and the numbers of vectors of lattices from the complements of G_1, G_2, G_3 of each type is $(A, B, C) = (132, 192, 96), (0, 360, 60), (36, 288, 96)$, respectively.

8.7.3. *Paulus graphs with 25 vertices.* A. J. L. Paulus classified the strongly regular graphs with the parameters $(v, k, \lambda, \mu) = (25, 12, 5, 6)$, then we have 15 graphs up to isomorphic (See [15]). One of the Paulus graphs with 25 vertices is isomorphic to the Paley graph $P(25)$, and we can separate the other graphs into 7 pairs of graphs which are complement to each other. Let us choose one of each 7 pairs and denote by G_1, G_2, \dots, G_7 for convenience. The vectors of crystal lattices from each graph has $(126, 300, 10, 3)$ -configuration and the distance set $A(X) = \{-1, \pm 2/21, \pm 11/126, \pm 1/63, \pm 1/126, 0\}$. However, for the numbers $|A_x(X, a)|$ for each $x \in X$ from the graphs, we have the following three types:

	a	-1	$\pm 2/21$	$\pm 11/126$	$\pm 1/63$	$\pm 1/126$	0
A	$ A_x(X, a) $	1	10	12	18	60	98
B	$ A_x(X, a) $	1	10	12	16	68	86
C	$ A_x(X, a) $	1	10	12	14	76	74

Then, for the numbers of vectors of lattices from the 15 graphs $P(25), G_1, \overline{G_1}, \dots, G_7, \overline{G_7}$ of each type, we have the following table:

	$P(25)$	$G_1, \overline{G_1}$	$G_2, \overline{G_2}$	$G_3, \overline{G_3}$	$G_4, \overline{G_4}$	$G_5, \overline{G_5}$	$G_6, \overline{G_6}$	$G_7, \overline{G_7}$
A	-	18	114	154	170	172	180	48
B	300	240	168	136	128	124	120	252
C	-	42	18	10	2	4	-	72

8.7.4. *Paulus graphs with 26 vertices.* A. J. L. Paulus also classified the strongly regular graphs with the parameters $(v, k, \lambda, \mu) = (26, 10, 3, 4)$, then we have 10 graphs up to isomorphic (See [15]). Let us denote the 10 graphs by G_1, G_2, \dots, G_{10} for convenience. The vectors of crystal lattices from each graph has $(105, 260, 10, 3)$ -configuration and the distance set $A(X) = \{-1, \pm 5/42, \pm 3/28, \pm 1/42, \pm 1/84, 0\}$. However, for the numbers $|A_x(X, a)|$ for each $x \in X$ from the graphs, we have the following two types:

	a	-1	$\pm 5/42$	$\pm 3/28$	$\pm 1/42$	$\pm 1/84$	0
A	$ A_x(X, a) $	1	6	12	14	52	90
B	$ A_x(X, a) $	1	6	12	12	60	78

On the other hand, the complements of the Paulus graphs with 26 vertices have the same parameters $(v, k, \lambda, \mu) = (26, 15, 8, 9)$, and the vectors of crystal lattices from each graph has $(170, 390, 10, 3)$ -configuration and the distance set $A(X) = \{-1, \pm 5/68, \pm 7/102, \pm 1/102, \pm 1/204, 0\}$. However, for the numbers $|A_x(X, a)|$ for each $x \in X$ from the graphs, we have the following four types:

	a	-1	$\pm 5/68$	$\pm 7/102$	$\pm 1/102$	$\pm 1/204$	0
C	$ A_x(X, a) $	1	16	12	24	72	140
D	$ A_x(X, a) $	1	16	12	22	80	128
E	$ A_x(X, a) $	1	16	12	20	88	116
F	$ A_x(X, a) $	1	16	12	18	96	104

Now, for the numbers of vectors of lattices from the 10 graphs and their complements $G_1, \overline{G_1}, \dots, G_{10}, \overline{G_{10}}$ of each type, we have the following table:

	G_1	G_2	G_3	G_4	G_5	G_6	G_7	G_8	G_9	G_{10}
A	-	-	12	24	24	96	120	120	144	156
B	260	260	248	236	236	164	140	140	116	104
	$\overline{G_1}$	$\overline{G_2}$	$\overline{G_3}$	$\overline{G_4}$	$\overline{G_5}$	$\overline{G_6}$	$\overline{G_7}$	$\overline{G_8}$	$\overline{G_9}$	$\overline{G_{10}}$
C	-	-	-	-	-	-	60	20	20	-
D	72	76	84	90	90	96	-	96	114	156
E	246	238	234	234	234	294	330	258	246	234
F	72	76	72	66	66	-	-	16	10	-

8.7.5. *Strongly regular graphs with the parameters $(v, k, \lambda, \mu) = (29, 14, 6, 7)$.* We have 41 graphs as the strongly regular graphs with the parameters $(v, k, \lambda, \mu) = (29, 14, 6, 7)$ up to isomorphic (classified by F. C. Bussemaker and E. Spence independently by computer search). One of these graphs is isomorphic to the Paley graph $P(29)$, and we can separate the other graphs into 20 pairs of graphs which are complement to each other. Let us choose one of each 20 pairs and denote by G_1, G_2, \dots, G_{20} for convenience. The vectors of crystal lattices from each graph has $(175, 406, 10, 3)$ -configuration and the distance set $A(X) = \{-1, \pm 2/25, \pm 13/175, \pm 2/175, \pm 1/175, 0\}$. However, for the numbers $|A_x(X, a)|$ for each $x \in X$ from the graphs, we have the following four types:

	a	-1	$\pm 2/25$	$\pm 13/175$	$\pm 2/175$	$\pm 1/175$	0
A	$ A_x(X, a) $	1	12	14	26	78	144
B	$ A_x(X, a) $	1	12	14	24	86	132
C	$ A_x(X, a) $	1	12	14	22	94	120
D	$ A_x(X, a) $	1	12	14	20	102	108

Then, for the numbers of vectors of lattices from the 41 graphs $P(29), G_1, \overline{G_1}, \dots, G_{20}, \overline{G_{20}}$ of each type, we have the following table:

	$P(29)$	G_1	$\overline{G_1}$	G_2	$\overline{G_2}$	G_3	$\overline{G_3}$	G_4	$\overline{G_4}$	G_5	$\overline{G_5}$	G_6	$\overline{G_6}$	G_7	$\overline{G_7}$
'	-	-	-	-	-	2	-	2	-	6	-	6	-	6	-
B	406	208	202	208	194	208	200	200	212	202	190	196	200	190	190
C	-	180	192	180	208	180	190	196	166	192	198	204	178	216	198
D	-	18	12	18	4	18	14	10	26	12	12	6	22	-	12

	G_8	$\overline{G_8}$	G_9	$\overline{G_9}$	G_{10}	$\overline{G_{10}}$	G_{11}	$\overline{G_{11}}$	G_{12}	$\overline{G_{12}}$	G_{13}	$\overline{G_{13}}$	G_{14}	$\overline{G_{14}}$
'	-	8	-	12	2	4	2	6	2	6	2	12	2	14
B	204	182	232	102	206	190	198	208	198	196	196	188	228	212
C	188	208	168	192	178	204	194	162	194	186	198	184	170	166
D	14	8	6	-	20	8	12	30	12	18	10	22	6	14

	G_{15}	$\overline{G_{15}}$	G_{16}	$\overline{G_{16}}$	G_{17}	$\overline{G_{17}}$	G_{18}	$\overline{G_{18}}$	G_{19}	$\overline{G_{19}}$	G_{20}	$\overline{G_{20}}$
'	4	4	4	8	6	6	6	12	8	10	8	12
B	196	194	204	186	202	184	202	184	186	194	194	180
C	192	196	176	200	174	210	174	192	200	178	184	200
D	14	12	22	12	24	6	24	18	12	24	20	14

8.7.6. *Strongly regular graphs with the parameters $(v, k, \lambda, \mu) = (40, 12, 2, 4)$.* We have 28 graphs as the strongly regular graphs with the parameters $(v, k, \lambda, \mu) = (40, 12, 2, 4)$ up to isomorphic (classified by E. Spence, see [16]). The vectors of crystal lattices from each graph has $(201, 480, 10, 3)$ -configuration and the distance set $A(X) = \{-1, \pm 13/134, \pm 6/67, \pm 1/67, \pm 1/134, 0\}$. However, for the numbers $|A_x(X, a)|$ for each $x \in X$ from the graphs, we have the following two types:

	a	-1	$\pm 13/134$	$\pm 6/67$	$\pm 1/67$	$\pm 1/134$	0
A	$ A_x(X, a) $	1	4	18	27	108	164
B	$ A_x(X, a) $	1	4	18	25	116	152

On the other hand, the complements of these 28 graphs have the same parameters $(v, k, \lambda, \mu) = (40, 27, 18, 18)$, and the vectors of crystal lattices from each graph has $(501, 1080, 10, 3)$ -configuration and the distance set $A(X) = \{-1, \pm 13/334, \pm 25/668, \pm 1/334, \pm 1/668, 0\}$. However, for the numbers $|A_x(X, a)|$ for each $x \in X$ from the graphs, we have the following four types:

	a	-1	$\pm 13/334$	$\pm 25/668$	$\pm 1/334$	$\pm 1/668$	0
C	$ A_x(X, a) $	1	36	16	40	240	414
D	$ A_x(X, a) $	1	36	16	38	248	402

Now, we have eleven combinations of the numbers of the vectors of each type from each graphs and its complement, then we have the following table:

	(1)	(2)	(3)	(4)	(5)	(6)	(7)	(8)	(9)	(10)	(11)
'	-	48	84	96	120	144	156	192	264	288	480
B	480	432	396	384	360	336	324	288	216	192	-
C	600	648	684	696	720	744	756	792	864	888	1080
D	480	432	396	384	360	336	324	288	216	192	-
number of graphs	1	3	5	3	1	4	2	4	2	1	2

9. GRAPHS FROM ASSOCIATION SCHEMES

We can consider graphs from every adjacency matrices of association schemes (See Definition 1.2).

For example, we have *distance regular graphs* (See [2]). Let $X_0 = (V, E)$ be a regular graph of diameter d , and define $s_i := \{(x, y) \in V \times V ; d(x, y) = i\}$ for every $0 \leq i \leq d$. If $(V, \{s_i\}_{0 \leq i \leq d})$ is an association scheme, then the graph X_0 is a distance regular graph. In particular, if $d \leq 2$, then the graph X_0 is a strongly regular graph.

In this section, we consider graphs from various association schemes, where we do not limit to distance regular graph.

9.1. Hamming graph $H(m, q)$. Let Ω be a finite set of order $q \geq 2$, and we denote $V := \Omega^m$. We define a distance on V by $d(x, y) := |\{i ; x_i \neq y_i\}|$ for every $x = (x_1, \dots, x_m), y = (y_1, \dots, y_m) \in V$, we also define the relation $s_i := \{(x, y) \in V \times V ; d(x, y) = i\}$ for every $0 \leq i \leq m$. Then, we have an association scheme $(V, \{s_i\}_{0 \leq i \leq m})$, which is called *Hamming scheme*. Also, (V, s_1) is a distance regular graph, that is *Hamming graph $H(m, q)$* . In this paper, as a generalization of Hamming graph, we call the graph (V, s_k) the *Hamming graph of order k* for every $0 \leq k \leq m$. Note that every Hamming graph of order k is vertex and edge-transitive.

In particular, if $m = 2$, then the Hamming graph $H(2, q)$ is the square lattice graph $L_2(q)$ (See Section 8.2). On the other hand, if $q = 2$, then the Hamming graph $H(m, 2)$ is isometric to the graph from m -dimensional regular $2m$ -cell polytope (See Section 6.5).

The Hamming graphs of order $k \geq 2$ are not always connected. In this section, we consider the crystal lattice from each connected subgraph, every number P in the following table are the number of connected subgraphs. Here, since the Hamming graphs are vertex-transitive, all of the connected subgraphs are isomorphic to each other. We also consider whether distance regular ('DR') or not, moreover, consider whether strongly regular ('SR') or not ('True' or 'False').

If $q = 2$, for the (d, n, s, t) -configurations of the vectors of the constructed crystal lattices, we have the following table:

Hamming graph $H(m, q)$							Vectors of lattice			
(m, q)	k	v	e	P	DR	SR	d	n	s	t
(3, 2)	1	8	12	1	T	F	5	24	9	3
	2		12	2	T	T	3	12	4	3
	3		4	4	T	T	1	2	1	–
(4, 2)	1	16	32	1	T	F	17	64	11	3
	2		48	2	T	T	17	48	10	3
	3		32	1	T	F	17	64	11	3
(5, 2)	1	32	80	1	T	F	1	2	1	–
	2		160	2	T	T	49	160	17	3
	3		160	1	T	F	65	160	10	3
	4		80	2	T	T	129	320	9	3
(6, 2)	1	64	192	1	T	F	25	80	8	3
	2		480	2	T	F	1	2	1	–
	3		640	1	F		129	384	19	3
	4		480	2	T	F	209	480	16	3
	5		192	1	T	F	577	1280	13	3
	6		32	32	T	T	209	480	12	3
(7, 2)	1	128	448	1	T	F	129	320	9	3
	2		1344	2	T	F	1	2	1	–
	3		2240	1	F		129	320	9	3
	4		2240	2	T	T	1	2	1	–
	5		1344	1	F		321	896	25	3
	6		448	2	T	F	609	1344	14	3
	7		64	64	T	T	2113			

TABLE 18. Hamming graph $H(m, 2)$ of order $k \leq m$

Here, Hamming graph $H(4, 2)$ of order 1 and that of order 3 is isomorphic to each other.

If $q \geq 3$, for every case which we consider in the following table, the Hamming graph is connected. For the (d, n, s, t) -configurations of the vectors of the constructed crystal lattices, we have the following table:

Hamming graph $H(m, q)$						Vectors of lattice			
(m, q)	k	v	e	DR	SR	d	n	s	t
(3, 3)	1	27	81	T	F	55	162	16	3
	2		162	F		136	324	22	3
	3		108	F		82	216	24	3
(4, 3)	1	81	324	T	F	244	648	16	3
	2		972	T	T	892			
	3		1296	T	T	1216			
	4		648	F		568	1296	40	3
(5, 3)	1	243	1215	T	F	973			
	2		4860	F		4618			
	3		9720	F		9478			
	4		9720	F		9478			
	5		3888	F		3646			
(m, q)	k	v	e	DR	SR	d	n	s	t
(3, 4)	1	64	288	T	F	225	576	14	3
	2		864	T	T	801	1728	10	3
	3		864	F		801	1728	26	3
(4, 4)	1	256	1536	T	F	1281			
	2		6912	F		6657			
	3		13824	F		13569			
	4		10368	F		10113			
(m, q)	k	v	e	DR	SR	d	n	s	t
(3, 5)	1	125	750	T	F	626	1500	16	3
	2		3000	F		2876			
	3		4000	F		3876			

TABLE 19. Hamming graph $H(m, q)$ of order $k \leq m$

9.2. Johnson graph $J(q, m)$. Let Ω be a finite set of order $q \geq 2$, and we denote V be a family of all the m -point subsets of Ω for a positive integer $m \leq q/2$. We define a distance on V by $d(x, y) := k - |x \cap y|$ for every $x, y \in V$, we also define the relation $s_i := \{(x, y) \in V \times V ; d(x, y) = i\}$ for every $0 \leq i \leq m$. Then, we have an association scheme $(V, \{s_i\}_{0 \leq i \leq m})$, which is called *Johnson scheme*. Also, (V, s_1) is a distance regular graph, that is *Johnson graph $J(q, m)$* . In this paper, as a generalization of Johnson graph, we call the graph (V, s_k) the *Johnson graph of order k* for every $0 \leq k \leq m$. Note that every Johnson graph of order k is vertex and edge-transitive.

In particular, if $m = 2$, then the Johnson graph $J(q, 2)$ is the triangular graph $T(q)$ (See Section 8.1). Moreover, Johnson graph $J(q, m)$ of order m is called the *Kneser graph*.

Some Johnson graphs of order $k \geq 2$ are not connected, then we consider the crystal lattice from each connected subgraph. Here, since the Johnson graphs are vertex-transitive, all of the connected subgraphs are isomorphic to each other. We also consider whether distance regular ('DR') (moreover, strongly regular ('SR')) or not.

If $m \geq 3$, for the (d, n, s, t) -configurations of the vectors of the constructed crystal lattices, we have the following table:

Johnson graph $J(q, m)$						Vectors of lattice			
(q, m)	k	v	e	DR	SR	d	n	s	t
(6, 3)	1	20	90	T	F	71	180	16	3
	2		90	T	F	71	180	16	3
	3		10	T	T	1	2	1	-
(7, 3)	1	35	210	T	F	176	420	16	3
	2		315	T	T	281	630	10	3
	3		70	T	F	36	140	9	3
(8, 3)	1	56	420	T	F	365	840	14	3
	2		840	F		785	1680	26	3
	3		280	F		225	560	18	3
(9, 3)	1	84	756	T	F	673	1512	16	3
	2		1890	F		1807			
	3		840	F		757	1680	22	3
\Rightarrow									
Johnson graph $J(q, m)$						Vectors of lattice			
(q, m)	k	v	e	DR	SR	d	n	s	t
(8, 4)	1	70	560	T	F	491	1120	22	3
	2		1260	F		1191			
	3		560	F		491	1120	30	3
(9, 4)	1	126	1260	T	F	1	2	1	-
	2		3780	F		1135			
	3		2520	F		3655			
4		315	T	F	2395				
						190	630	12	3

TABLE 20. Johnson graph $J(q, m)$ of order $k \leq m$

Here, Johnson graph $J(6, 3)$ of order 1 and that of order 2 is isomorphic to each other.

9.3. Cyclotomic graph $Cyc(q, m)$. Let q be a prime power, m be a divisor of $q - 1$ less than $q - 1$, and ω be a primitive element of the finite field \mathbb{F}_q . We define $C_0 = \{0\}, C_1, \dots, C_d$ a partition of \mathbb{F}_q as follows:

$$C_i := \{\omega^{i+ad}; a = 0, 1, \dots, (q-1)/m\} \quad \text{for every } 1 \leq i \leq m.$$

Now, we define $s_i := \{(x, y); x - y \in C_i\}$ the relation on \mathbb{F}_q for every $0 \leq i \leq m$. Then, we have an association scheme $(\mathbb{F}_q, \{s_i\}_{0 \leq i \leq m})$, which is called *cyclotomic scheme*. Also, if the scheme $(\mathbb{F}_q, \{s_i\}_{0 \leq i \leq m})$ is symmetric, we call (\mathbb{F}_q, s_1) the *cyclotomic graph $Cyc(q, m)$* . Note that every graph (\mathbb{F}_q, s_1) is vertex and edge-transitive but not always distance regular, and also note that all the graphs (\mathbb{F}_q, s_i) for $1 \leq i \leq m$ are isomorphic to each other.

In particular, if $m = 2$, then the scheme is symmetric if only if $q \equiv 1 \pmod{4}$, and then the cyclotomic graph $cyc(q, 2)$ is the Paley graph $P(q)$ (See Section 8.4).

All the cyclotomic graphs $Cyc(q, m)$ for $q \leq 49$ are in the following table:

q	m	e		q	m	e		q	m	e		q	m	e	
2	1	1	K_2	16	3	40	Clebsch	27	13	27	$9 \cdot K_3$	41	4	210	
3	1	3	K_3		5	24	$4 \cdot K_4$	29	1	406	K_{29}		5	168	
4	1	6	K_4	17	1	136	K_{17}		2	203	$P(29)$		10	84	
5	1	10	K_5		2	68	$P(17)$		7	58			20	41	C_{41}
	2	5	$P(5)$		4	34			14	29	C_{29}	43	1	903	K_{43}
7	1	21	K_7		8	17	C_{17}	31	1	465	K_{31}		3	301	
	3	7	C_7	19	1	171	K_{19}		3	155			7	129	
8	1	28	K_8		3	57			5	93			21	43	C_{43}
9	1	36	K_9		9	19	C_{19}		15	31	C_{31}	47	1	1081	K_{47}
	2	18	$P(9)$	23	1	253	K_{23}	32	1	496	K_{32}		23	47	C_{47}
	4	9	$3 \cdot K_3$		11	23	C_{23}	37	1	666	K_{37}	49	1	1176	K_{49}
11	1	55	K_{11}	25	1	300	K_{25}		2	333	$P(37)$		2	588	$P(49)$
	5	11	C_{11}		2	150	$P(25)$		3	222			3	392	
13	1	78	K_{13}		3	100	$L_2(5)$		6	111			4	294	$L_2(7)$
	2	39	$P(13)$		4	75			9	74			6	196	
	3	26			6	50	$5 \cdot K_5$		18	37	C_{37}		8	147	$7 \cdot K_7$
	6	13	C_{13}		12	25	$5 \cdot C_5$	41	1	840	K_{41}		12	98	
16	1	120	K_{16}	27	1	351	K_{27}		2	420	$P(41)$		24	49	$7 \cdot C_7$

TABLE 21. Cyclotomic graph $Cyc(q, m)$ for $q \leq 49$

Here, in the above table, graphs which are distance regular and not strongly regular are only *cycle graphs C_p* . Furthermore, for the (d, n, s, t) -configurations of the vectors of the constructed crystal lattices from graphs which are not distance regular, we have the following table:

q	m	e	d	n	s	t	q	m	e	d	n	s	t
13	3	26	14	52	16	3	37	9	74	38	148	56	3
17	4	34	18	68	24	3	41	4	210	165	410	46	3
19	3	57	37	114	35	3		5	168	124	328	62	3
25	4	75	51	150	29	3		10	84	42	164	62	3
29	7	58	30	116	44	3	43	3	301	259	602	24	3
31	3	155	125	310	24	3		7	129	87	258	79	3
	5	93	63	186	51	3	49	3	392	344	784	26	3
37	3	222	186	444	24	3		6	196	148	392	70	3
	6	111	75	222	69	3		12	98	50	196	34	3

TABLE 22. Cyclotomic graph which are not distance regular

Furthermore, in the above table, the graphs which are not distance regular and have prime number vertices are *circulant graph $Ci_n(i_1, \dots, i_k)$* as follows:

q	m		q	m		q	m	
13	3	$Ci_{13}(1, 5)$	31	3	$Ci_{31}(1, 2, 4, 8, 15)$	41	4	$Ci_{41}(1, 4, 10, 16, 18)$
17	4	$Ci_{17}(1, 4)$		5	$Ci_{31}(1, 5, 6)$		5	$Ci_{41}(1, 3, 9, 14)$
19	3	$Ci_{19}(1, 7, 8)$	37	3	$Ci_{37}(1, 6, 8, 10, 11, 14)$		10	$Ci_{41}(1, 9)$
29	7	$Ci_{29}(1, 10)$		6	$Ci_{37}(1, 10, 11)$	43	3	$Ci_{43}(1, 2, 4, 8, 11, 16, 21)$
				9	$Ci_{37}(1, 6)$		7	$Ci_{43}(1, 6, 7)$

On the other hand, the remaining graphs which are not distance regular are the following:

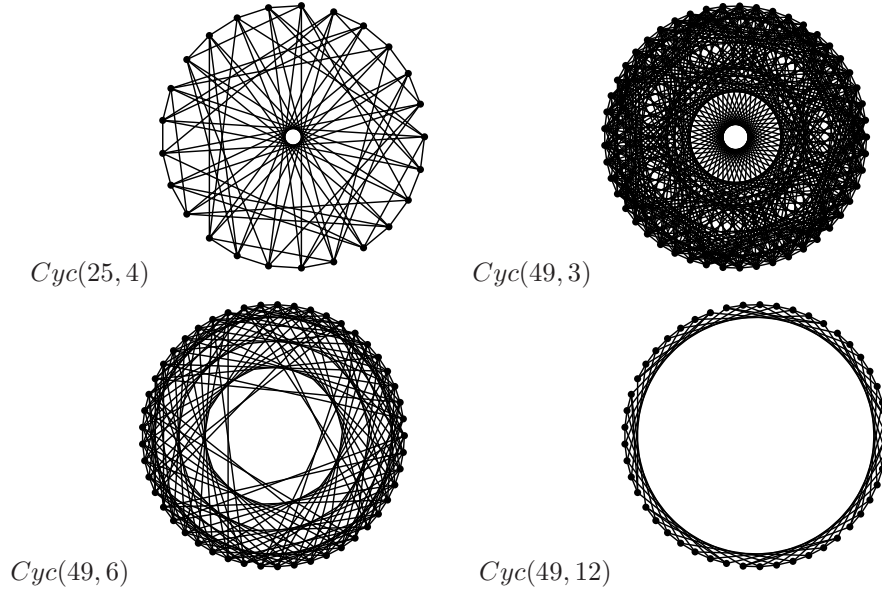


FIGURE 2. certain cyclotomic graph

9.4. Graphs from the other association schemes. By [18–26], association schemes with small vertices are classified. The following table is the number of association schemes up to isomorphic (‘AS’) and non-Schurian association schemes (‘nSS’) with $|X|$ vertices (See [18]).

$ X $	AS	nSS	$ X $	AS	nSS	$ X $	AS	nSS	$ X $	AS	nSS
1	1	0	11	4	0	21	32	0	31	?	
2	1	0	12	59	0	22	16	0	32	18210	13949
3	2	0	13	6	0	23	22	18	33	27	0
4	4	0	14	16	0	24	750	81	34	20	0
5	5	0	15	25	1	25	45	13	35	?	
6	8	0	16	222	16	26	34	10	36	?	
7	4	0	17	5	0	27	502	380	37	?	
8	21	0	18	95	2	28	185	61	38	33	11
9	12	0	19	7	1	29	26	20	39	?	
10	13	0	20	95	0	30	243	15	40	?	

TABLE 23. Classification of association schemes

Now, we want to consider Conjecture 1.2. By Theorem 1.3 and Proposition 1.6, we can prove the conjecture for the graphs from Schurian schemes. Thus, the remaining part is for the graphs from non-Schurian association schemes. We calculated all of the graphs from non-Schurian schemes with v vertices for $1 \leq v \leq 30$ and $v = 38$, where the vectors of every constructed crystal lattice have the same norm. (I used the data in [18]. For the case of $v = 32$, the number of association schemes is too large for my calculation.) Thus, we can prove Conjecture 1.2 for the graphs with v vertices for $1 \leq v \leq 30$, and $v = 33, 34, 38$, by numerical calculation.

10. LIST OF EDGE-TRANSITIVE GRAPHS

In this section, we consider connected simple graphs with at most 15 vertices. The following table is the list of them. For vertex-transitive graphs, we also consider whether distance regular ('DR') (moreover, strongly regular ('SR')) or not ('True' or 'False').

"Vertex-transitive graph"

	v	e	DR	SR		v	e	DR	SR		v	e	DR	SR
K_2	2	1	T	T	C_{10}	10	10	T	F	$C_{i_{13}}(1, 5)$	13	26	F	
K_3	3	3	T	T	Petersen	10	15	T	T	$P(13)$	13	39	T	T
C_4	4	4	T	T	$C_{i_{10}}(1, 3)$	10	20	T	F	K_{13}	13	78	T	T
K_4	4	6	T	T	$C_{i_{10}}(1, 4)$	10	20	F		C_{14}	14	14	T	F
C_5	5	5	T	T	$K_{5,5}$	10	25	T	T	$rg(14, 3)$	14	21	T	F
K_5	5	10	T	T	$T(5)$	10	30	T	T	$C_{i_{14}}(1, 6)$	14	28	F	
C_6	6	6	T	F	$CP(5)$	10	40	T	T	$rg(14, 4)$	14	28	T	F
$K_{3,3}$	6	9	T	T	K_{10}	10	45	T	T	$C_{i_{14}}(1, 3, 5)$	14	42	T	F
$CP(3)$	6	12	T	T	C_{11}	11	11	T	F	$K_{7,7}$	14	49	T	T
K_6	6	15	T	T	K_{11}	11	55	T	T	$CP(7)$	14	84	T	T
C_7	7	7	T	F	C_{12}	12	12	T	F	K_{14}	14	91	T	T
K_7	7	21	T	T	$C_{i_{12}}(1, 5)$	12	24	T	F	C_{15}	15	15	T	F
C_8	8	8	T	F	$rg(12, 4)$	12	24	F		$C_{i_{15}}(1, 4)$	15	30	T	F
$H(3, 2)$	8	12	T	F	$rg(12, 5)$	12	30	T	F	$rg(15, 4)$	15	30	T	F
$K_{4,4}$	8	16	T	T	$C_{i_{12}}(1, 2, 5)$	12	36	F		$C_{i_{15}}(1, 4, 6)$	15	45	F	
$CP(4)$	8	24	T	T	$K_{6,6}$	12	36	T	T	$\overline{T(6)}$	15	45	T	T
K_8	8	28	T	T	$K_{4,4,4}$	12	48	T	T	$C_{i_{15}}(1, 2, 4, 7)$	15	60	F	
C_9	9	9	T	F	$K_{3,3,3,3}$	12	54	T	T	$T(6)$	15	60	T	T
$L_2(3)$	9	18	T	T	$CP(6)$	12	60	T	T	$K_{5,5,5}$	15	75	T	T
$K_{3,3,3}$	9	27	T	T	K_{12}	12	66	T	T	$K_{3,\dots,3}$	15	90	T	T
K_9	9	36	T	T	C_{13}	13	13	T	F	K_{15}	15	105	T	T

"Bipartite graph (other than the above graphs)"

	m_1	m_2	v	e		m_1	m_2	v	e		m_1	m_2	v	e
$K_{1,2}$	1	2	3	2	$K_{1,10}$	1	10	11	10	$K_{4,10}$	4	10	14	40
$K_{1,3}$	1	3	4	3	$K_{2,9}$	2	9	11	18	$K_{5,9}$	5	9	14	45
$K_{1,4}$	1	4	5	4	$K_{3,8}$	3	8	11	24	$K_{6,8}$	6	8	14	48
$K_{2,3}$	2	3	5	6	$K_{4,7}$	4	7	11	28	$bp(6, 8)_1$	6	8	14	24
$K_{1,5}$	1	5	6	5	$K_{5,6}$	5	6	11	30	$bp(6, 8)_2$	6	8	14	24
$K_{2,4}$	2	4	6	8	$K_{1,11}$	1	11	12	11	$K_{1,14}$	1	14	15	14
$K_{1,6}$	1	6	7	6	$K_{2,10}$	2	10	12	20	$K_{2,13}$	2	13	15	26
$K_{2,5}$	2	5	7	10	$K_{3,9}$	3	9	12	27	$K_{3,12}$	3	12	15	36
$K_{3,4}$	3	4	7	12	$bp(3, 9)$	3	9	12	18	$bp(3, 12)$	3	12	15	24
$K_{1,7}$	1	7	8	7	$K_{4,8}$	4	8	12	32	$K_{4,11}$	4	11	15	44
$K_{2,6}$	2	6	8	12	$bp(4, 8)_1$	4	8	12	24	$K_{5,10}$	5	10	15	50
$K_{3,5}$	3	5	8	15	$bp(4, 8)_2$	4	8	12	16	$bp(5, 10)_1$	5	10	15	40
$K_{1,8}$	1	8	9	8	$K_{5,7}$	5	7	12	35	$bp(5, 10)_2$	5	10	15	30
$K_{2,7}$	2	7	9	14	$K_{1,12}$	1	12	13	12	$bp(5, 10)_3$	5	10	15	20
$K_{3,6}$	3	6	9	18	$K_{2,11}$	2	11	13	22	$bp(5, 10)_4$	5	10	15	20
$bp(3, 6)$	3	6	9	12	$K_{3,10}$	3	10	13	30	$K_{6,9}$	6	9	15	54
$K_{4,5}$	4	5	9	20	$K_{4,9}$	4	9	13	36	$bp(6, 9)_1$	6	9	15	36
$K_{1,9}$	1	9	10	9	$K_{5,8}$	5	8	13	40	$bp(6, 9)_2$	6	9	15	36
$K_{2,8}$	2	8	10	16	$K_{6,7}$	6	7	13	42	$bp(6, 9)_3$	6	9	15	18
$K_{3,7}$	3	7	10	21	$K_{1,13}$	1	13	14	13	$K_{7,8}$	7	8	15	56
$K_{4,6}$	4	6	10	24	$K_{2,12}$	2	12	14	24					
$bp(4, 6)$	4	6	10	12	$K_{3,11}$	3	11	14	33					

TABLE 24. Edge-transitive graph with at most 15 vertices

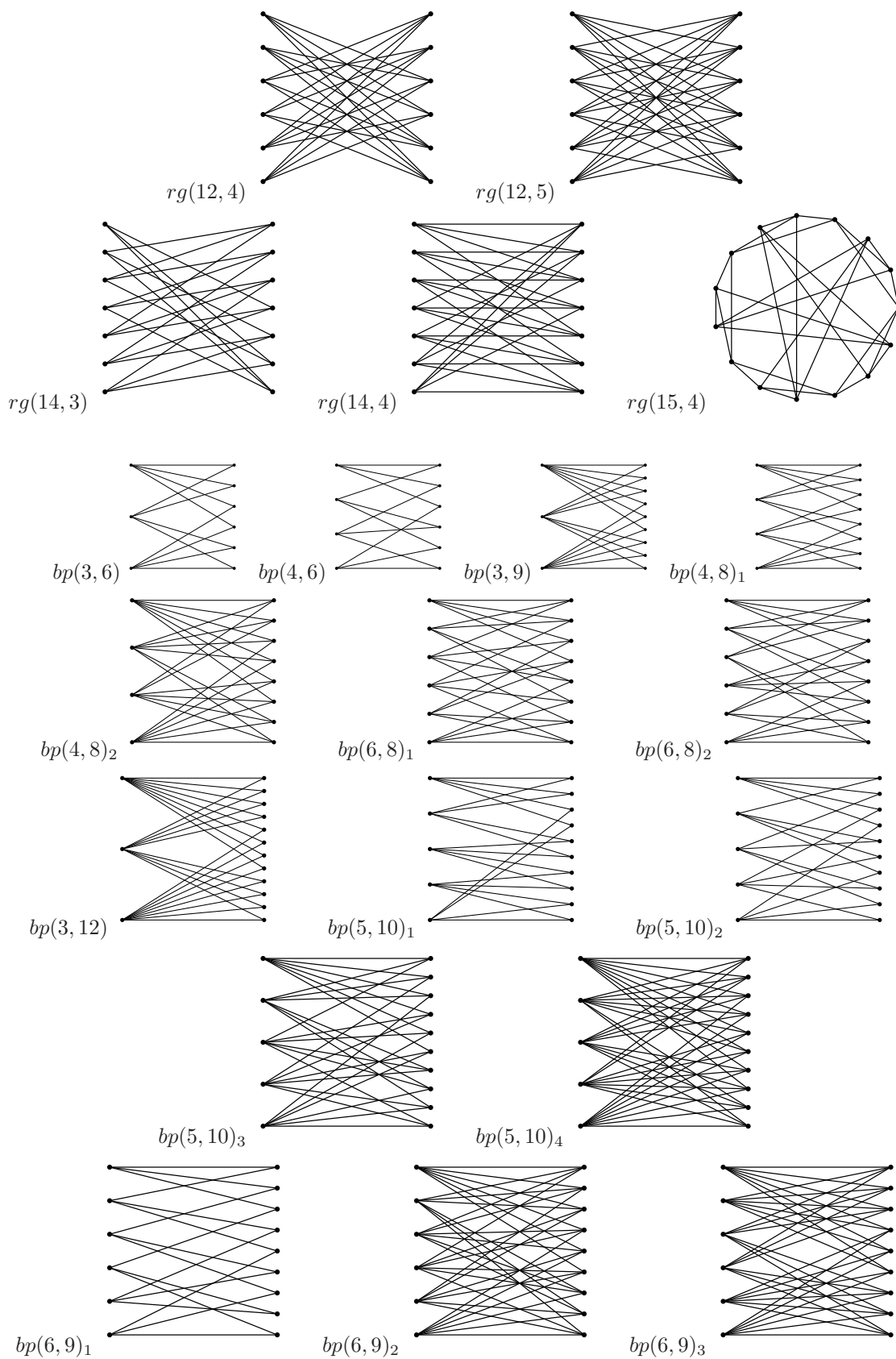


FIGURE 3. Some edge-transitive graph

Now, we consider graphs from which the vectors of crystal lattice are nondegenerate when we construct vectors with the method in Section 2. For the (d, n, s, t) -configurations of the vectors of the constructed crystal lattices from such graphs, we have the following table:

	v	e	d	n	s	t
K_4	4	6	3	12	4	3
K_5	5	10	6	20	4	3
$K_{3,3}$	6	9	4	18	5	3
$CP(3)$	6	12	7	24	9	3
K_6	6	15	10	30	4	3
$K_{3,4}$	7	12	6	24	7	3
K_7	7	21	15	42	4	3
$H(3,2)$	8	12	5	24	9	3
$K_{3,5}$	8	15	8	30	7	3
$K_{4,4}$	8	16	9	32	5	3
$CP(4)$	8	24	17	48	10	3
K_8	8	28	21	56	4	3
$L_2(3)$	9	18	10	36	10	3
$K_{3,6}$	9	18	10	36	7	3
$K_{4,5}$	9	20	12	40	7	3
$K_{3,3,3}$	9	27	19	54	9	3
K_9	9	36	28	72	4	3
Petersen	10	15	6	30	6	3
$Ci_{10}(1,3)$	10	20	11	40	9	3
$Ci_{10}(1,4)$	10	20	11	40	9	3
$K_{3,7}$	10	21	12	42	7	3
$K_{4,6}$	10	24	15	48	7	3
$K_{5,5}$	10	25	16	50	5	3
$T(5)$	10	30	21	60	10	3
$CP(5)$	10	40	31	80	10	3
K_{10}	10	45	36	90	4	3
$K_{3,8}$	11	24	14	48	7	3
$K_{4,7}$	11	28	18	56	7	3
$K_{5,6}$	11	30	20	60	7	3
K_{11}	11	55	45	110	4	3
$Ci_{12}(1,5)$	12	24	13	48	9	3
$rg(12,4)$	12	24	13	48	16	3
$bp(4,8)_2$	12	24	13	48	15	3
$K_{3,9}$	12	27	16	54	7	3
$rg(12,5)$	12	30	19	60	9	3
$K_{4,8}$	12	32	21	64	7	3
$K_{5,7}$	12	35	24	70	7	3
$Ci_{12}(1,2,5)$	12	36	25	72	21	3
$K_{6,6}$	12	36	25	72	5	3
$K_{4,4,4}$	12	48	37	96	9	3
$K_{3,3,3,3}$	12	54	43	108	10	3
$CP(6)$	12	60	49	120	10	3
K_{12}	12	66	55	132	4	3

	v	e	d	n	s	t
$Ci_{13}(1,5)$	13	26	14	52	16	3
$K_{3,10}$	13	30	18	60	7	3
$K_{4,9}$	13	36	24	72	7	3
$P(13)$	13	39	27	78	10	3
$K_{5,8}$	13	40	28	80	7	3
$K_{6,7}$	13	42	30	84	7	3
K_{13}	13	78	66	156	4	3
$rg(14,3)$	14	21	8	42	7	3
$bp(6,8)_1$	14	24	11	48	12	3
$bp(6,8)_2$	14	24	11	48	16	3
$Ci_{14}(1,6)$	14	28	15	56	9	3
$rg(14,4)$	14	28	15	56	7	3
$K_{3,11}$	14	33	20	66	7	3
$K_{4,10}$	14	40	27	80	7	3
$Ci_{14}(1,3,5)$	14	42	29	84	9	3
$K_{5,9}$	14	45	32	90	7	3
$K_{6,8}$	14	48	35	96	7	3
$K_{7,7}$	14	49	36	98	5	3
$CP(7)$	14	84	71	168	10	3
K_{14}	14	91	78	182	4	3
$Ci_{15}(1,4)$	15	30	16	60	21	3
$rg(15,4)$	15	30	16	60	14	3
$bp(5,10)_3$	15	30	16	60	11	3
$K_{3,12}$	15	36	22	72	7	3
$bp(6,9)_2$	15	36	22	72	13	3
$bp(6,9)_3$	15	36	22	72	25	3
$bp(5,10)_4$	15	40	26	80	15	3
$K_{4,11}$	15	44	30	88	7	3
$Ci_{15}(1,4,6)$	15	45	31	90	9	3
$T(6)$	15	45	31	90	10	3
$K_{5,10}$	15	50	36	100	7	3
$K_{6,9}$	15	54	40	108	7	3
$K_{7,8}$	15	56	42	112	7	3
$Ci_{15}(1,2,4,7)$	15	60	46	120	21	3
$T(6)$	15	60	46	120	10	3
$K_{5,5,5}$	15	75	61	150	9	3
$K_{3,\dots,3}$	15	90	76	180	10	3
K_{15}	15	105	91	120	4	3

TABLE 25. Edge-transitive graph with at most 15 vertices

11. NOT EDGE-TRANSITIVE GRAPHS

In this section, we consider graphs which are not regular and not edge-transitive, from which we construct vectors of crystal lattices of the same norm. The following graphs are all of such graphs with at most 9 vertices which are irreducible and nondegenerate when we construct vectors with the method in Section 2.

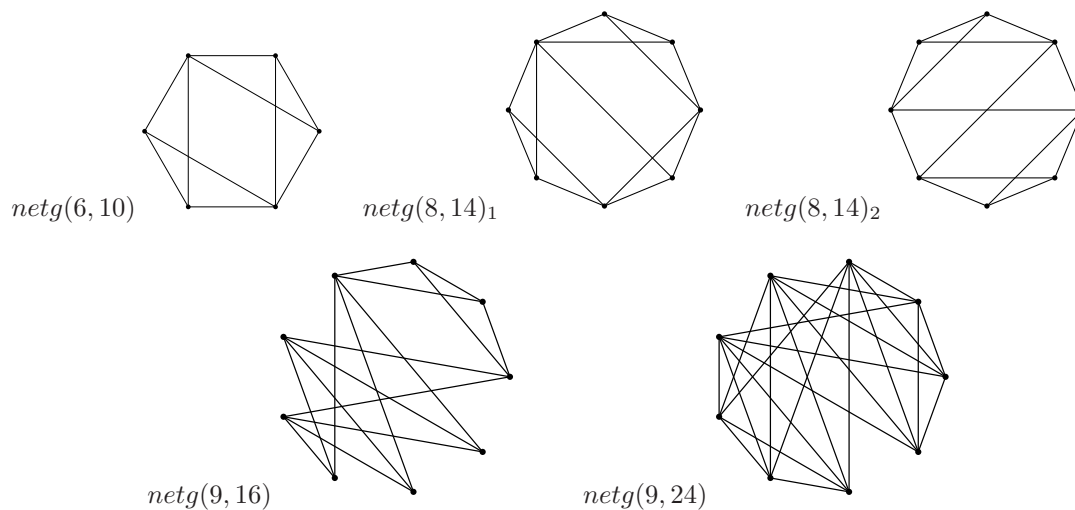


FIGURE 4. Not edge-transitive graphs with at most 9 vertices

For the (d, n, s, t) -configurations of the vectors of the constructed crystal lattices from the above graphs, we have the following table:

	v	e	d	n	s	t
$netg(6, 10)$	6	10	5	20	6	3
$netg(8, 14)_1$	8	14	7	28	8	3
$netg(8, 14)_2$	8	14	7	28	6	3
$netg(9, 16)$	9	16	8	32	12	3
$netg(9, 24)$	9	24	16	48	8	3

TABLE 26. Not edge-transitive graphs with at most 9 vertices

12. GRAPHS WITH MULTIPLE EDGES

We consider new graphs from finite graphs to change simple edges to m -fold multiple edges. Most simple example is the diamond crystal lattice from the graph with two vertices and multiple edge.

12.1. Graphs with multiple edges from regular polygons. If we construct crystal lattice from k -gon, then the clattice degenerate into the 1-dimensional standard crystal lattice. However, if we consider k -gon with multiple edges, then the constructed crystal lattice does not degenerate. For the (d, n, s, t) -configurations of the vectors of the constructed crystal lattices, we have the following table:

Graphs with double edges.

k	d	n	s	t	k	d	n	s	t	k	d	n	s	t	k	d	n	s	t
3	4	12	5	3	13	14	52	5	3	23	24	92	5	3	33	34	132	5	3
4	5	16	5	3	14	15	56	5	3	24	25	96	5	3	34	35	136	5	3
5	6	20	5	3	15	16	60	5	3	25	26	100	5	3	35	36	140	5	3
6	7	24	5	3	16	17	64	5	3	26	27	104	5	3	36	37	144	5	3
7	8	28	5	3	17	18	68	5	3	27	28	108	5	3	37	38	148	5	3
8	9	32	5	3	18	19	72	5	3	28	29	112	5	3	38	39	152	5	3
9	10	36	5	3	19	20	76	5	3	29	30	116	5	3	39	40	156	5	3
10	11	40	5	3	20	21	80	5	3	30	31	120	5	3	40	41	160	5	3
11	12	44	5	3	21	22	84	5	3	31	32	124	5	3	41	42	164	5	3
12	13	48	5	3	22	23	88	5	3	32	33	128	5	3	42	43	168	5	3

TABLE 27. Graph with double edges from regular polygon

For every integer $3 \leq k \leq 100$, by numerical calculation, we can prove that we have the distance set $A(X) = \{-1, \pm(k-1)/(k+1), \pm 1/(k+1)\}$ and that the configuration of the vectors is $(d, n, s, t) = (k+1, 4k, 5, 3)$. Furthermore, for each $x \in X$, we have the following table:

a	-1	$\pm(k-1)/(k+1)$	$\pm 1/(k+1)$
$ A_x(X, a) $	1	1	$2(k-1)$

Graphs with triple edges.

k	d	n	s	t	k	d	n	s	t	k	d	n	s	t	k	d	n	s	t
3	7	18	5	3	8	17	48	5	3	13	27	78	5	3	18	37	108	5	3
4	9	24	5	3	9	19	54	5	3	14	29	84	5	3	19	39	114	5	3
5	11	30	5	3	10	21	60	5	3	15	31	90	5	3	20	41	120	5	3
6	13	36	5	3	11	23	66	5	3	16	33	96	5	3	21	43	126	5	3
7	15	42	5	3	12	25	72	5	3	17	35	102	5	3	22	45	132	5	3

TABLE 28. Graph with triple edges from regular polygon

For every integer $3 \leq k \leq 50$, by numerical calculation, we can prove that we have the distance set $A(X) = \{-1, \pm(k-1)/(2k+1), \pm 1/(2k+1)\}$ and that the configuration of the vectors is $(d, n, s, t) = (2k+1, 6k, 5, 3)$. Furthermore, for each $x \in X$, we have the following table:

a	-1	$\pm(k-1)/(2k+1)$	$\pm 1/(2k+1)$
$ A_x(X, a) $	1	2	$3(k-1)$

Graphs with quadruple edges.

k	d	n	s	t	k	d	n	s	t	k	d	n	s	t	k	d	n	s	t
3	10	24	5	3	8	25	64	5	3	13	40	104	5	3	18	55	144	5	3
4	13	32	5	3	9	28	72	5	3	14	43	112	5	3	19	58	152	5	3
5	16	40	5	3	10	31	80	5	3	15	46	120	5	3	20	61	160	5	3
6	19	48	5	3	11	34	88	5	3	16	49	128	5	3	21	64	168	5	3
7	22	56	5	3	12	37	96	5	3	17	52	136	5	3	22	67	176	5	3

TABLE 29. Graph with quadruple edges from regular polygon

For every integer $3 \leq k \leq 50$, by numerical calculation, we can prove that we have the distance set $A(X) = \{-1, \pm(k-1)/(3k+1), \pm 1/(3k+1)\}$ and that the configuration of the vectors is $(d, n, s, t) = (3k+1, 8k, 5, 3)$. Furthermore, for each $x \in X$, we have the following table:

$$\frac{a}{|A_x(X, a)|} \left| \begin{array}{ccc} -1 & \pm(k-1)/(3k+1) & \pm 1/(3k+1) \\ 1 & 3 & 4(k-1) \end{array} \right.$$

Graphs with m -fold multiple edges. As a conjecture from above results by numerical calculations, we may have the distance set $A(X) = \{-1, \pm(k-1)/(k(m-1)+1), \pm 1/(k(m-1)+1)\}$ and that the configuration of the vectors may be $(d, n, s, t) = (k(m-1)+1, 2km, 5, 3)$. Furthermore, for each $x \in X$, we may have the following table:

$$\frac{a}{|A_x(X, a)|} \left| \begin{array}{ccc} -1 & \pm(k-1)/(k(m-1)+1) & \pm 1/(k(m-1)+1) \\ 1 & m-1 & m(k-1) \end{array} \right.$$

12.2. Graphs with multiple edges from regular polyhedrons. In this section, we consider graphs with multiple edges from regular polyhedrons (cf. Section 6.1). For the (d, n, s, t) -configurations of the vectors of the constructed crystal lattices, we have the following table:

		Graph with simple edge				
		d	n	s	t	
Tetrahedron	\cdots	3	12	4	3	
Hexahedron	\cdots	5	24	9	3	\Leftrightarrow
Octahedron	\cdots	7	24	9	3	
Dodecahedron	\cdots	11	60	12	3	
Icosahedron	\cdots	19	60	12	3	

Double edge		Triple edge		Quadruple edge		m -fold multiple edges (conjecture)					
d	n	s	t	d	n	s	t	d	n	s	t
9	24	6	3	15	36	6	3	$6m-3$	$12m$	6	3
17	48	11	3	29	72	11	3	$12m-7$	$24m$	11	3
19	48	11	3	31	72	11	3	$12m-5$	$24m$	11	3
41	120	14	3	71	180	14	3	$30m-19$	$60m$	14	3
49	120	14	3	79	180	14	3	$30m-11$	$60m$	14	3

TABLE 30. Graph with multiple edges from regular polyhedron

12.3. Graphs with multiple edges from semi-regular polyhedrons. In this section, we consider graphs with multiple edges from semi-regular polyhedrons which are edge-transitive, cuboctahedron and icosidodecahedron (cf. Section 6.2). For the (d, n, s, t) -configurations of the vectors of the constructed crystal lattices, we have the following table:

		Graph with simple edge				
		d	n	s	t	
Cuboctahedron	\cdots	13	48	16	3	\Leftrightarrow
Icosidodecahedron	\cdots	31	120	33	3	

Double edge		Triple edge		Quadruple edge		m -fold multiple edges (conjecture)					
d	n	s	t	d	n	s	t	d	n	s	t
37	96	18	3	61	144	18	3	$24m-11$	$48m$	18	3
91	240	35	3	151	360	35	3	$60m-29$	$120m$	35	3

TABLE 31. Graph with multiple edges from semi-regular polyhedron

REFERENCES

- [1] E. Bannai and T. Ito, *Algebraic combinatorics I. Association schemes*, The Benjamin/Cummings Publishing Co., Inc., Menlo Park, CA, 1984.
- [2] A. E. Brouwer, A. M. Cohen, and A. Neumaier, *Distance-regular graphs*, *Ergebnisse der Mathematik und ihrer Grenzgebiete (3) [Results in Mathematics and Related Areas (3)]*, 18, Springer-Verlag, Berlin, 1989.
- [3] P. J. Cameron and J. H. van Lint, *Designs, graphs, codes and their links*, London Math. Soc. Student Texts, No. 22, Cambridge Univ. Press, Cambridge, 1991.
- [4] E. Dauber and F. Harary, *On point-symmetric and line-symmetric graphs*, unpublished manuscript.
(We can see the contents of the manuscript in:
J. Folkman, *Regular line-symmetric graphs*, *J. Combinatorial Theory*, **3**(1967), 215–232.)
- [5] P. Delsarte, J. M. Goethals, and J. J. Seidel, *Spherical codes and designs*, *Geometriae Dedicata*, **6**(1977), 363–388.
- [6] A. Hanaki, *Representation theory of association schemes* (in Japanese), Lecture Note, 2007:
<http://math.shinshu-u.ac.jp/hanaki/dvi/jlec20070420.pdf>
- [7] Y. Mimura, *A construction of spherical 2-design*, *Graphs Combin.*, **6**(1990), 369–372.
- [8] T. Sunada, *Crystals that nature might miss creating*, *Notices of Amer. Math. Soc.*, **55**(2008), 208–215. (See also other papers referred there.): <http://www.ams.org/notices/200802/tx080200208p.pdf>
- [9] T. Sunada, *Why Do Diamonds Look So Beautiful? — Introduction to Discrete Harmonic Analysis—* (in Japanese), Springer Japan, 2006. (Appendix (in Japanese): <http://www.springer.jp/support/math/diamond.html>)

Seminar in Laboratory of Prof. Eiichi Bannai

- [10] E. Bannai, *Embedding a strongly regular graph in the sphere*, Problem proposed in Workshop ‘Linear and semidefinite programming bounds’, Hausdorff Res. Inst. Math., Bonn, 2008:
http://homepages.cwi.nl/~vallenti/HIM/E1/PDF/eiichi_problem.pdf
- [11] D. Fujino, T. Ishii, K. Mitsumaru, *On the standard realization of crystal lattice from finite graphs and spherical designs* (1), (2), (3) (in Japanese), M.S. thesis, Kyushu Univ., 2008.
- [12] H. Kurihara, Private communication (The seminar for graduate students in master course, Laboratory of Prof. Eiichi Bannai, Kyushu Univ.), 2007.
- [13] M. Shinohara, Private communication, 2007.

Classification of strongly regular graphs

- [14] L. C. Chang, *Association schemes of partially balanced designs with parameters $v = 28$, $n_1 = 12$, $n_2 = 15$ and $p_{11}^2 = 4$* , *Sci. Record (N. S.)*, **4**(1960), 12–18.
- [15] A. J. L. Paulus, *Conference Matrices and Graphs of Order 26*, Technische Hogeschool Eindhoven, Report WSK 73/06, Eindhoven, 1973, 89pp.
- [16] E. Spence, *The strongly regular (40, 12, 2, 4) graphs*, *Electron. J. Combin.*, **7**(2007), Research Paper 22, 4 pp. (electronic)
- [17] E. Spence, *Strongly Regular Graphs on at most 64 vertices*: <http://www.maths.gla.ac.uk/~es/srgraphs.html>.

Classification of association schemes

- [18] A. Hanaki and I. Miyamoto, *Classification of association schemes with small vertices*, published on WWW, since 1999:
<http://kissme.shinshuu.ac.jp/as/>
- [19] A. Hanaki, I. Miyamoto, *Classification of association schemes with 16 and 17 vertices*, *Kyushu J. Math.*, **52**(1998), 383–395.
- [20] A. Hanaki, I. Miyamoto, *Classification of association schemes with 18 and 19 vertices*, *Korean J. Comput. Appl. Math.*, **5**(1998), 543–551.
- [21] A. Hanaki, I. Miyamoto, *Classification of association schemes of small order*, *Discrete Math.* **264**(2003), 75–80. (Proceeding of ‘The 2000 Com²MaC Conference on Association Schemes, Codes and Designs’, Pohang, 2000.)
- [22] M. Hirasaka, *The classification of association schemes with 11 or 12 vertices*, *Kyushu J. Math.*, **51**(1997), 413–428.
- [23] M. Hirasaka and Y. Suga, *The classification of association schemes with 13 or 15 points*, proceedings of Kyoto Univ. Res. Inst. Math. Sci., **962**(1996), 71–80. (Proceeding of ‘Algebraic combinatorics’ (Japanese), Kyoto, 1995.)
- [24] E. Nomiyama, *Classification of association schemes with at most ten vertices*, *Kyushu J. Math.*, **49**(1995), 163–195.
- [25] Y. Sakita, *Classification of association schemes with 14 vertices*, M.S. thesis, 2008.
- [26] K. See and S. Y. Song, *Association schemes of small order*, *J. Statist. Plann. Inference*, **73**(1998), 225–271. (Proceeding of ‘R. C. Bose Memorial Conference’, FortCollins, CO, 1995.)