

Detection Strategies for Extreme Mass Ratio Inspirals

Neil J. Cornish

Department of Physics, Montana State University, Bozeman, MT 59717, USA

Abstract. The capture of compact stellar remnants by galactic black holes provides a unique laboratory for exploring the near horizon geometry of the Kerr spacetime. The gravitational radiation produced by these Extreme Mass Ratio Inspirals (EMRIs) encodes a detailed map of the black hole geometry, and the detection and characterization of these signals is a major science driver for the LISA observatory. The waveforms produced are very complex, and the signals need to be coherently tracked for hundreds to thousands of cycles to produce a detection, making EMRI signals one of the most challenging data analysis problems in all of gravitational wave astronomy. Estimates for the number of templates required to perform an optimal matched-filter search for these signals are astronomically large, and far out of reach of current computational resources. Here a sub-optimal, hierarchical approach to the EMRI detection problem is developed that employs a directed-stochastic search technique. The algorithm, dubbed Metropolis Hastings Monte Carlo (MHMC), is a close cousin of Markov Chain Monte Carlo and genetic algorithms. The utility of the MHMC approach is demonstrated using simulated data sets from the Mock LISA Data Challenge.

Submitted to: *Class. Quantum Grav.*

1. Introduction

The capture of stellar remnants - white dwarfs, Neutron stars and black holes - by the massive black holes that are thought to reside at the centers of most galaxies provide an excellent laboratory for performing precision tests of general relativity. The large discrepancy in the masses allows the smaller body to be treated as a perturbation to the spacetime of the galactic black hole, and the evolution of the system can be treated analytically. The gravitational wave signals from these systems encode effects such as frame dragging, periastron advance, and spin-orbit coupling in highly modulated waveforms. The detection and characterization of these Extreme Mass Ratio Inspirals (EMRIs) is a key science goal of future space based gravitational wave detectors such as LISA [1]. Finding EMRI signals in the output of a noisy detector presents a challenging data analysis problem as the signals have to be followed for several hundred cycles in order to accumulate sufficient signal-to-noise ratio (SNR) for detection. It has been estimated [2] that it would take of order 10^{40} templates to perform an optimal matched-filter search for these signals. We either have to hope for a major advance in quantum computing, or look for sub-optimal techniques to the EMRI detection problem.

It is natural to consider hierarchical strategies that either work with some subset of the data (for example, smaller time segments), or coarser grids that are then refined in the regions surrounding candidate detections. In Ref. [2] a stack-slide [3] search algorithm was put forward that combines both of these strategies, and it was estimated that with 2013 computing resources that it would be possible to detect systems with SNRs greater than 30, which is about a factor of two worse than could be done with a fully coherent search. Implementing the stack-slide algorithm is a non-trivial task, but it would be interesting to see how it performs on the simulated EMRI data sets that have been produced for the Mock LISA Data Challenges (MLDCs) [4]. Another approach to the EMRI detection problem is to use time-frequency techniques [5] to search for tracks in spectrograms of the data. This approach has the advantage of being computationally cheap, and it has been applied with some success to the MLDC data sets [6], but there are concerns about how it will perform when applied to more realistic data containing the signals from millions of galactic binaries, multiple massive black hole binaries and hundreds of EMRIs.

The Montana Gravitational Wave Group has been involved in a program to develop a Bayesian approach to LISA data analysis [7] (see Refs. [8] for a similar program applied to LIGO data analysis). The Markov Chain Monte Carlo (MCMC) technique has been central to these studies, and in particular, the Metropolis-Hastings implementation of MCMC sampling. The goal is to compute the posterior distribution of the parameters that are used to describe the signals (*e.g.* the sky location) and the instrument noise (*e.g.* the noise variance in some frequency window). The procedure for generating the Markov chain is simple: starting from some point \vec{x} in parameter space, propose a move to a new point \vec{y} ; and based on the transition probability $\beta = \min(1, H)$, either accept the move or stay at the current location. The new points are drawn from a proposal

distribution $q(\cdot|\vec{x})$, and the transition probability is given by the Hastings ratio H , which is equal to the product of posterior odds ratio and proposal odds ratio for the two points:

$$H = \frac{p(\vec{y})p(s|\vec{y})q(\vec{x}|\vec{y})}{p(\vec{x})p(s|\vec{x})q(\vec{y}|\vec{x})}. \quad (1)$$

Here $p(\vec{x})$ and $p(s|\vec{x})$ are the prior and likelihood at \vec{x} . There are theorems that prove that the samples in the chain converge to the posterior distribution for any non-pathological proposal distribution, and that the convergence time scales linearly with the dimension of the parameter space (so long as the starting point lies in the support of the posterior). The latter result should be contrasted with the cost of a grid-based computation of the posterior distribution function, which scales geometrically with the dimension of the parameter space.

The theorems that underly the MCMC approach are fine in theory, but in practical applications a poor choice of proposal distribution or the starting point of the chain can lead to extremely long convergence times. A wide variety of techniques have been developed to deal with both of these issues, and many have been applied to gravitational wave data analysis studies. When choosing a proposal distribution it is a good idea to use a mixture of distributions, some that typically propose large jumps, and others that typically propose small jumps. In many instances the parameters are highly correlated in terms of their effects on the waveforms, and better acceptance rates can be obtained by jumping along eigendirections of the posterior, with jumps scaled by the eigenvalues. The eigenvalues and eigenvectors of the posterior can be estimated from the Fisher information matrix. In theory one would like to start the chain near the central mode of the posterior, but that requires a good initial guess for the source parameters. Absent such information the chain is started at some random location and the chain undergoes a “burn-in” phase while it searches for regions with significant posterior weight. There are no guarantees, even in theory, that the length of this burn-in phase will scale linearly with the parameter space dimension.

Samples from the burn-in phase do not follow the stationary distribution of the posterior, and must be discarded. But this also means that the usual rules that apply to Markov Chains - such as detailed balance and reversibility - can be ignored during the burn-in phase, and we are free to use adaptive proposal distributions, simulated annealing, deterministic hill-climbing *etc.* In the course of developing these techniques to speed the burn-in for galactic binary and massive black hole signals we found that the resulting algorithms became so effective at locating the posterior mode that there was no need for a good initial guess. In other words, our MCMC codes for exploring the posterior had become fully fledged search codes. The search phase of the algorithm has been dubbed “Metropolis Hastings Monte Carlo” (MHMC) since the majority of the moves are Metropolis-Hastings transitions, but the resulting chain is not Markovian. The effectiveness of MHMC approach has now been demonstrated in the first two rounds of Mock LISA Data challenges [9] for both galactic binaries and massive black holes. It is natural to ask if the same approach may be effective when applied to the far more challenging problem of detecting EMRI signals, and two groups set out to answer this

question. Here is the story so far.

2. Hunting EMRIs

The simulated signals used in this study were generated using the Barack-Cutler kludge waveforms [10]. While more realistic waveforms could have been used, the computation of highly accurate EMRI waveforms remains an open problem, so the MLDC taskforce chose to use the simplest waveform model available that captures most of the essential physics of an extreme mass ratio inspiral. In particular, the Barack-Cutler kludge waveforms depend on the same 14 parameters as the full waveform, and include effects such as the evolution of the eccentricity and orbital phases, multiple harmonics, precession of the periastron, and precession of the orientation of the orbital plane [10]. A full description of the waveform model can be found in Ref. [11].

The MHMC algorithm used in the EMRI searches shares many features in common with the massive black hole and galactic binary algorithms [7]. The search employs a mixture of transition proposals: large and small jumps in one or all of the parameters based on uniform draws from the parameter priors; and normal jumps along local eigendirections of the Fisher Information Matrix (FIM). The FIM was only updated every few hundred steps as it requires 28 calls to the waveform generation routine, and these calls are better spent in advancing the search chain. The version of the algorithm used in MLDC Challenges 1.3 and 1B.3 did not employ any of the specially tailored “island hopping” jumps that promote movement between widely separated maxima of the posterior [7]. As with all of our MHMC algorithms, simulated annealing was used to ensure complete coverage of the parameter ranges during the initial phase of the search (simulated annealing replaces the likelihood $p(s|\vec{x})$ by $p(s|\vec{x})^{1/T}$, where the “temperature” T is started high and gradually reduced to unity.) The burden on the stochastic search procedure can be lessened by analytically solving for the distance to the source and the plunge time, and by maximizing over the phase of each harmonic. For a small additional computational cost this lessens the effective search dimension from 14 to 9. Unfortunately the analytic maximization procedure did not work as well as expected, and in the end only the distance to the source was handled analytically. It is hoped that the problem can be found and fixed in time for the next data challenge.

The main new ingredient in the EMRI search is a hierarchical procedure that starts with small segments of the full data stream and gradually builds up to using the full signal. The first stage of the search divides the two-year data stream into 8 segments. The best fit solutions from the first stage are then used to start the search at the next level (4 segments) and so on. At each transition simulated annealing is used to promote movement of the chains. This hierarchical approach has several advantages: it takes less time to generate the waveforms in the early stages, and because the search template does not have to match the signal for as many cycles, it is possible to get a good match with a wider range of parameters. For example, the ~ 3 month long first stage segments do not constrain the sky location very well. The MHMC approach is ideally suited to

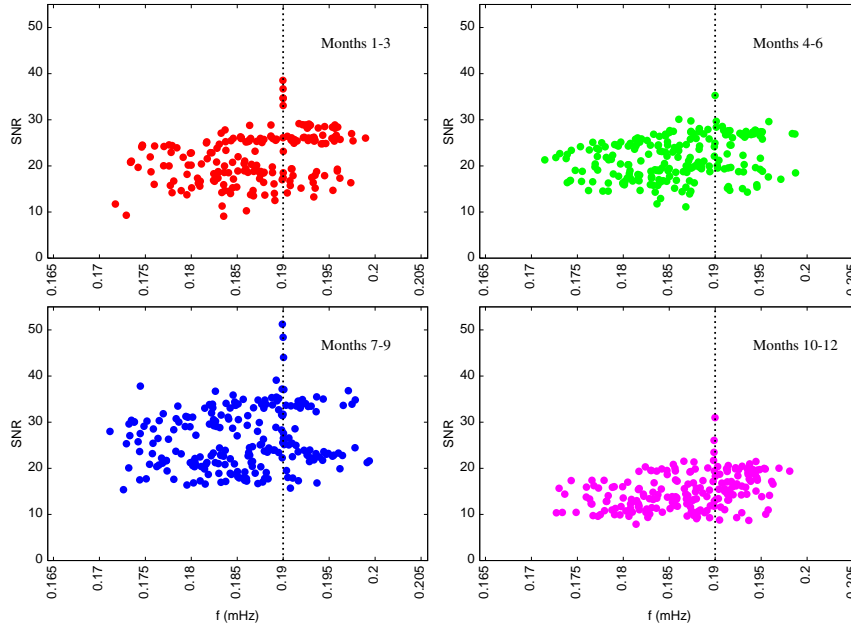


Figure 1. Scatter plots from the initial “shotgun” phase of a search of MLDC 1.3.1 training data showing the maximum SNR reached as a function of the initial azimuthal orbital frequency. The vertical dotted line indicates the injected parameter value.

a hierarchical search as it automatically ignores parameters that are poorly determined (jumps in these parameters directions are always accepted), and even a marginal signal detection is enough to move the chain into the right general area of parameter space, from where the solution can be refined as more data is incorporated. On the other hand, the best fit parameters derived from the short data segments can be very far from the injected values, and this can trap later stages of the search in the wrong region of parameter space.

The biggest problem encountered while testing on the MLDC training data was the huge number of secondary modes of the posterior. Very often the initial stage of the search would lock onto a secondary mode, and despite vigorous application of simulated annealing, the chains would rarely transition to the primary mode as more data was incorporated. Similar problems had been encountered in the massive black hole and galactic binary searches, and there the solution had been to introduce “island hopping” moves to promote movement between modes. The theory behind this strategy is that there is usually at least an approximate relationship between the location of the posterior modes. For example, for low frequency sources the sky position is bi-modal, and the two modes are at roughly antipodal points on the sky. Similarly, galactic binaries produce an island chain of secondary maxima spaced in frequency by roughly 1/year. In other words, once one posterior mode has been located, you usually have at least a rough idea of where the other modes will be. The landscape of the EMRI posterior is only partially understood at this time, and the compressed calendar of the MLDC challenges did not

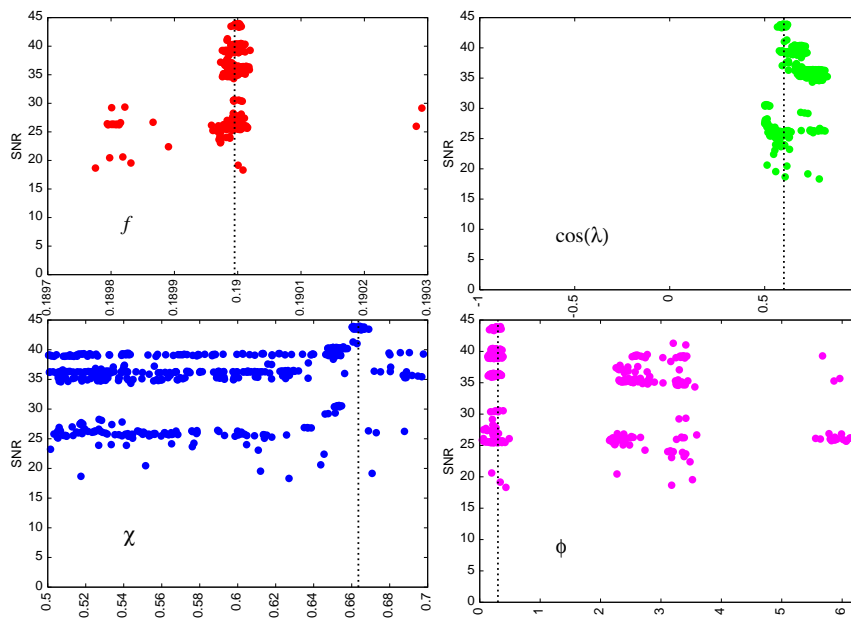


Figure 2. Scatter plots from the second phase of a search of MLDC 1.3.1 training data showing the maximum SNR reached as a function of the initial azimuthal orbital frequency f , cosine of the angle λ between the orbital angular momentum and the black hole spin, the spin magnitude χ , and the ecliptic longitude ϕ . The vertical dotted line indicates the injected parameter values.

allow time for island hopping moves to be developed. Instead a shotgun approach was used, whereby dozens of short ($\sim 20,000$ point) search chains were run on each of the 3 month data segments (see Figure 1), and three or four of the highest likelihood solutions from the first stage were then used as starting points for the ($\sim 100,000$ point) second stage search (see Figure 2). A combination of simulated annealing and thermostating was used during the first two stages of the search. The initial temperature was set at $T = 20$, and progressively reduced using a standard power law cooling schedule. The cooling was stopped if the temperature fell below $T_{\text{stat}} = \text{SNR}^2/100$, and was then maintained at T_{stat} for the remainder of the stage. Here SNR stands for the signal-to-noise ratio at the current location of the chain. This thermostating procedure ensures that the effective SNR never exceeds 10, and helps to prevent the chains from getting stuck on local peaks of the posterior. During the final stages of the search thermostating was used for the first half of the $\sim 100,000$ point run, then a power law cooling schedule was used to bring the temperature down to $T = 1$ during the second half of the run. The improvement in the signal-to-noise during the various stages of a search applied to MLDC 1.3.1 training data are shown in Figure 3.

In tests on the MLDC training data the search strategy outlined above was able to successfully recover signals from the 1.3.1, 1.3.3, 1B.3.1, and 1B.3.2 data sets (the 1.3.4 and 1.3.5 data sets were not studied since they involve lower mass central black holes, which pushes up the cost of generating the waveforms). In the cases where the search

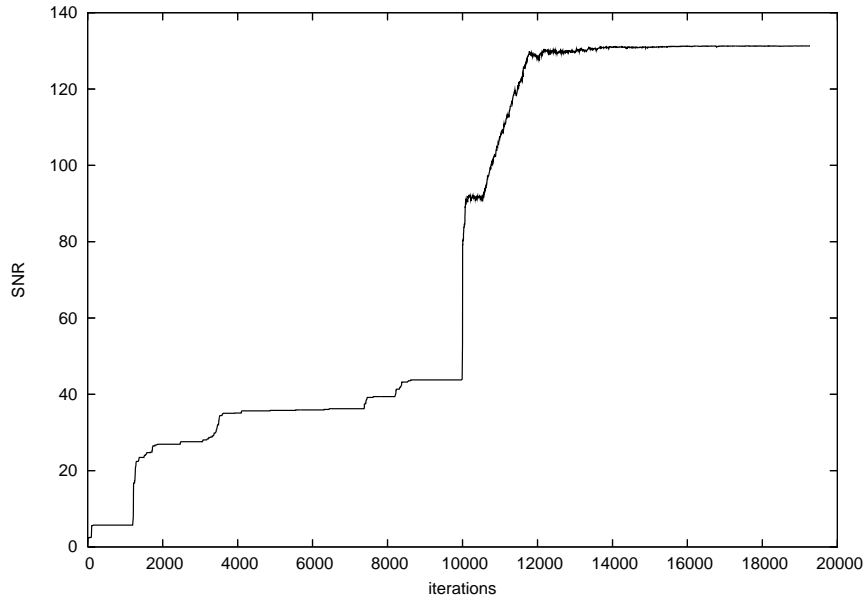


Figure 3. Evolution of the signal-to-noise ratio during the four stages of a MHMC search applied to MLDC 1.3.1 training data.

failed, the chains ended up on secondary maxima of the posterior. For MLDC challenge 1B.3 the MHMC algorithm was run on the blind data sets for 1B.3.1, 1B.3.2 and 1B.3.3. The search performed very well in challenge 1B.3.1, and returned the first ever perfect blind recover of a simulated EMRI signal. Unfortunately there was little time left to run on the other data sets, and the initial “shotgun” phase of the searches had to be cut short. The parameters returned for 1B.3.2 and 1B.3.3 corresponded to secondary modes of the posterior. Comparing the recovered parameters to the injected source parameters the cause of the problem became clear: the best fit templates had waveforms that were offset by the side-band frequency. At any instant of time, the harmonics of the Barack-Cutler kludge waveforms have frequencies $f_{mn} = n\nu + 2f_{\tilde{\gamma}} + mf_{\alpha}$, where n, m are integers, ν is the azimuthal orbital frequency, $f_{\tilde{\gamma}}$ is the periaapse precession frequency and f_{α} is the orbital plane precession frequency. It is difficult to get a good match if ν has been misidentified as this parameter plays a key role in the rate of orbital evolution. But the match remains high if $f_{\tilde{\gamma}} \rightarrow f_{\tilde{\gamma}} \pm f_{\alpha}/2$, which is what occurred in the 1B.3.2 and 1B.3.3 searches.

Since submitting the results of the MLDC 1B.3 blind challenge searches, the MHMC algorithm has been significantly improved by incorporating several “island hopping” moves, including some that deal with the sideband misidentification problem described above. The way that large jumps - such as full range draws from the priors and island hops - are implemented has also been significantly improved. In the past when a large jump was proposed the Hastings ratio was computed and the move was accepted or rejected according to the usual Metropolis rejection procedure. Now the large jumps are replaced by a reconnaissance search that works as follows: first a large jump is proposed,

but rather than immediately accepting or rejecting the move, a short search of the new region is performed, and the Metropolis rejection is applied to the end point of this search. The reconaissance procedure significantly improves the odds of the new location being accepted, and is especially useful for island hopping moves where the location of the adjacent islands is only approximately known. Since the goal of the short reconaissance search is to climb the nearest hill, gradient based methods such as the Nelder-Mead simplex algorithm, or Langevin MCMC are used. With these improvements the algorithm robustly recovers all the MLDC 1.3 and 1B.3 signals.

3. Discussion

We now have an algorithm that is able to detect isolated, bright ($\text{SNR} > 50$) EMRI signals in stationary, Gaussian instrument noise. The next step is to develop the algorithm further so that it can detect weaker signals in data sets containing multiple EMRI signals (such as in the MLDC Challenge 3.3 data sets [4]), and eventually, in data sets with a full galactic foreground, multiple massive black holes and realistic instrument noise. There is reason to be optimistic that all of these challenges can be met. Signals have been correctly identified in subsets of the full data stream with SNRs as low as 15, and since the search uses matched filtering, it should be robust in the presence of signals from other sources.

References

- [1] LISA International Science Team (2007), “LISA: Probing the Universe with Gravitational Waves,” http://www.srl.caltech.edu/lisa/documents/lisa_science_case.pdf
- [2] J. R. Gair, L. Barack, T. Creighton, C. Cutler, S. L. Larson, E. S. Phinney & M. Vallisneri, *Class. Quant. Grav.* **21**, S1595 (2004).
- [3] P. R. Brady & T. Creighton, *Phys. Rev. D* **61** 082001 (2000).
- [4] S. Babak *et al.*, *Class. Quant. Grav.* (GWDW12 proceedings, this volume).
- [5] L. Wen & J. R. Gair, *Class. Quant. Grav.* **22** S445 (2005); J. R. Gair, *Class. Quant. Grav.* **22** S1359 (2005).
- [6] J. R. Gair, I. Mandel & L. Wen, arXiv:0710.5250 [gr-qc] (2007).
- [7] N.J. Cornish & J. Crowder, *Phys. Rev. D* **72**, 043005 (2005); N. J. Cornish & E. .K. Porter, *Class. Quant. Grav.* **23**, S761, (2007); N. J. Cornish & E. .K. Porter, *Phys. Rev. D* **75**, 021301 (2007); J. Crowder & N. J. Cornish, *Phys. Rev. D* **75**, 043008 (2007); N. J. Cornish & T. B. Littenberg, *Phys. Rev. D* **76**, 083006 (2007).
- [8] N. Christensen, R. J. Dupuis, G. Woan & R. Meyer, *Phys. Rev. D* **70**, 022001 (2004); R. Umstätter, R. Meyer, R. J. Dupuis, J. Veitch, G. Woan & N. Christensen, *AIP Conf. Proc.* **735** (2005); N. Christensen, A. Libson & R. Meyer, *Class. Quant. Grav.* **21** 317 (2004); R. Umstätter, N. Christensen, M. Hendry, R. Meyer, V. Simha, J. Veitch & S. Vigeland, G. Woan, *Phys. Rev. D* **72**, 022001 (2005).
- [9] K. A. Arnaud *et al.*, *Class. Quant. Grav.* **24** S529 (2007); S. Babak *et al.*, arXiv:0711.2667 [gr-qc] (2007).
- [10] L. Barack & C. Cutler, *Phys. Rev. D* **70**, 122002 (2004).
- [11] K. A. Arnaud *et al.*, *Class. Quant. Grav.* **24** S551 (2007).