

# Pattern-based Model-to-Model Transformation: Long Version

Juan de Lara<sup>1</sup> and Esther Guerra<sup>2\*\*</sup>

<sup>1</sup> Universidad Autónoma de Madrid (Spain), [jdelara@uam.es](mailto:jdelara@uam.es)

<sup>2</sup> Universidad Carlos III de Madrid (Spain), [eguerra@inf.uc3m.es](mailto:eguerra@inf.uc3m.es)

**Abstract.** We present a new, high-level approach for the specification of model-to-model transformations based on declarative patterns. These are (atomic or composite) constraints on triple graphs declaring the allowed or forbidden relationships between source and target models. In this way, a transformation is defined by specifying a set of triple graph constraints that should be satisfied by the result of the transformation.

The description of the transformation is then compiled into lower-level operational mechanisms to perform forward or backward transformations, as well as to establish mappings between two existent models. In this paper we study one of such mechanisms based on the generation of operational triple graph grammar rules. Moreover, we exploit deduction techniques at the specification level to generate more specialized constraints (preserving the specification semantics) reflecting pattern dependencies, from which additional rules can be derived.

This is an extended version of the paper submitted to ICGT'08, with additional definitions and proofs.

## 1 Introduction

Model-Driven Development (MDD) [1] is a software engineering paradigm where models are the core asset. They are used to specify, simulate, test, verify and generate code for the application to be built. Most of these activities include the specification and execution of model transformations, some of them between different languages. The transformation of a model conformant to a meta-model into another one conformant to a different meta-model is called model-to-model (M2M) transformation, and is the topic of this paper.

There are two main approaches to M2M transformation: *operational* and *declarative*. The first one is based on rules or instructions that explicitly state how and when the elements of the target model should be created starting from the elements of the source one. In declarative approaches, a description of the mappings between the source and target models is provided. This description states the relation that should hold between two models rather than how to create and link their elements. Declarative approaches are higher-level than operational ones since they form a compact description of a set of (operational)

---

\*\* Extended version of the paper from the Proc. of ICGT'08 (Leicester).

rules. In addition, they are inherently bidirectional because they do not specify any causality. Thus, they bring together in a single specification forward (i.e. source-to-target) and backward (i.e. target-to-source) transformations.

The state-of-the-art on declarative M2M transformation notations includes a handful of languages (see Section 6). However, sometimes they lack a formal foundation and analysis techniques able to prove properties of the transformation [2]. In other cases, specifications are not fully declarative and may require a control mechanism or defining a causality between existing elements and those to be created in a given relation [3,4], introducing some degree of operationality.

The state-of-the-art on declarative M2M transformation notations includes a handful of languages (see Section 6). However, sometimes they lack a formal foundation and analysis techniques able to prove properties of the transformation [2]. In other cases, specifications are not fully declarative and may require a control mechanism or defining a causality between existing elements and those to be created in a given relation [3,4], introducing some degree of operationality.

In this paper, we propose a purely declarative, formal approach to M2M transformation based on *triple patterns* to express the relations between source and target models. These are similar to graph constraints [5] but for triple graphs, made of two graphs related through an intermediate one. Patterns can specify positive (the relation they declare must hold) or negative information (the relation must not hold) and can be constrained by positive and negative restrictions. This high-level specification is compiled into lower-level mechanisms based on triple graph grammar operational rules [4] to achieve forward and backward transformations, as well as to relate two existing models. The compilation is performed in two steps. First, we employ deduction rules to derive additional patterns that reflect pattern dependencies and refine existing patterns with negative restrictions. Then, a rule for the chosen transformation direction is derived from each pattern.

The advantages of our technique are the following. First, it is purely declarative, based on patterns and constraints. This contrasts with other declarative approaches (such as Triple Graph Grammars (TGGs) [3,4,6]) where a causality has to be given between the existing elements and the ones that have to be created. As we consider and exploit interactions between patterns, these dependencies are automatically derived. Second, it has a formal foundation that allows the study of the M2M specification, in both declarative (i.e. patterns) and operational (i.e. derived rules) formats. Finally, we have devised deduction techniques, able to derive semantic information from the very patterns. For example, having a positive pattern demanding a certain structure and a negative one forbidding its duplication allows generating two rules: one creating the structure if it is not present, and another one reusing it if it already exists.

**Paper Organization.** Section 2 introduces triple graphs and patterns. Section 3 presents the deduction rules. Section 4 shows how to derive operational rules from a pattern specification. Section 5 proposes some analysis techniques for M2M specifications. Section 6 relates the most prominent declarative approaches to M2M transformation with our proposal and Section 7 ends with the conclusions.

## 2 Specifying Transformations: Triple Patterns

This section introduces the different kinds of triple patterns, their satisfiability and the characteristics of the underlying operational mechanisms. These concepts rely on the notion of triple graph, which we introduce first.

Triple graphs are made of two graphs related through an intermediate one. We can use any graph model for these three graphs, from standard unattributed graphs  $(V; E; s, t: E \rightarrow V)$  to more complex attributed graphs (e.g. E-graphs [5]).

**Def. 1 (Triple Graph)** *A triple graph  $TrG = (G_s, G_c, G_t, cs: V_{G_c} \rightarrow V_{G_s}, ct: V_{G_c} \rightarrow V_{G_t})$  is made of two graphs  $G_s$  and  $G_t$  called source and target, related through the nodes of the correspondence graph  $G_c$ .*

Nodes in the correspondence graph  $G_c$  have morphisms to nodes of the source and target graphs. If  $\exists m \in V_{G_c}$  s.t.  $x \xleftarrow{cs} m \xrightarrow{ct} y$  we write  $x \text{ rel } y$ . Other kinds of mappings could be used as well, for example the simpler one in [3], where the correspondence functions are graph morphisms or the more complex one in [7] where the correspondence functions can relate edges or be undefined. We use the notation  $TrG|_x$  (for  $x \in \{s, t, c\}$ ) to refer to the  $G_x$  component of  $TrG$ , and write  $\langle G_s, G_t \rangle$  for a triple graph with source and target graphs  $G_s$  and  $G_t$ , and  $\langle G_s, \emptyset, G_t \rangle$  for a triple graph with empty correspondence.

Next, we define triple graph morphisms as a triple of graph morphisms that preserve the correspondence functions.

**Def. 2 (Triple Graph Morphism)** *A triple graph morphism  $f = (f_s, f_c, f_t) : TrG^1 \rightarrow TrG^2$  is made of three graph morphisms  $f_x: TrG^1|_x \rightarrow TrG^2|_x$  (with  $x = \{s, c, t\}$ ), where  $f_s|_V \circ cs^1 = cs^2 \circ f_c|_V$  and  $f_t|_V \circ ct^1 = ct^2 \circ f_c|_V$ .*

Source and target graphs can be typed by a type graph, or more in general by a *meta-model*, which includes inheritance [8]. In the latter case, we use the term *model* instead of graph. Given meta-model  $MM$ ,  $L(MM)$  refers to the set of all valid models conformant to (typed by) it. Similarly, we use the notion of meta-model triple [7] for the typing of triple graphs.

Triple patterns are similar to graph constraints [5,9], but defined on triple graphs. We use them to describe the allowed and forbidden relationships between source and target models. We consider both simple and composite patterns.

**Def. 3 (Pattern)** *Given triple injective morphism  $q: C \rightarrow Q$  and sets  $N_{Pre} = \{c_i: Q \rightarrow C_i\}_{i \in Pre}$ ,  $N_{Post} = \{c_j: Q \rightarrow C_j\}_{j \in Post}$  of negative pre- and post-conditions:*

- $\bigwedge_{i \in Pre} \overleftarrow{N}(C_i) \Rightarrow P(Q) \bigwedge_{j \in Post} \overrightarrow{N}(C_j)$  is a simple pattern (S-Pattern).
- $\bigwedge_{i \in Pre} \overleftarrow{N}(C_i) \wedge \overleftarrow{P}(C) \Rightarrow P(Q) \bigwedge_{j \in Post} \overrightarrow{N}(C_j)$  is a composite pattern (C-Pattern).
- $\overrightarrow{N}(C_j)$  is a negative pattern (N-Pattern).

**Remark.** The notation  $\overleftarrow{P}(\cdot)$ ,  $\overleftarrow{N}(\cdot)$  and  $\overrightarrow{N}(\cdot)$  is just syntactic sugar to indicate a positive pre-condition, a negative pre-condition or a negative post-condition.

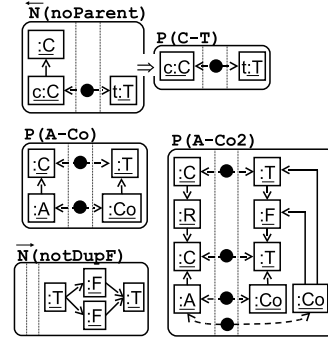
Thus, an S-Pattern is made of a positive graph  $Q$  restricted by negative pre- and post-conditions ( $Pre$  and  $Post$  sets). The intuition is that  $Q$  should be present in triple graph  $TrG$  whenever no negative pre-condition  $C_i$  is found; and if  $Q$  is found, then no occurrence of the negative post-conditions should be found. That is, while pre-conditions express restrictions for the pattern  $Q$  to occur, post-conditions describe forbidden graphs. A C-Pattern is an S-Pattern with an additional positive pre-condition graph  $C$ . Thus an S-Pattern is a C-Pattern with  $C$  and  $q$  empty. Finally, an N-Pattern is a C-Pattern where  $C$  and  $Q$  are empty and there is only one negative post-condition, forbidden to occur.

A M2M specification is a conjunction of simple and composite patterns.

**Def. 4 (M2M Specification)** A M2M specification  $S = \bigwedge_{i \in I} P_i$  is a conjunction of patterns, where each  $P_i$  can be simple, composite or negative.

**Remark.** For technical reasons, we assume that initially in a specification only N-patterns have negative post-conditions. This is not a restriction, as any post-condition can be expressed as an N-pattern. In fact, a M2M specification is usually made of just N- and S-patterns, from which we automatically derive C-patterns with positive pre-conditions encoding pattern dependencies, and transform N-patterns into post-conditions for the other patterns (see Section 3).

**Example.** Fig. 1 shows some patterns in an example M2M specification, inspired by the class to relational database transformation [2]. S-Pattern C-T states that a  $C$  node (a class) that is not connected to another one (i.e. it does not have a parent) should be related to a  $T$  (table). S-Pattern A-Co states that a  $C$  node connected to an  $A$  (an attribute), should be related to a  $T$  with a  $Co$  (column). Differently from TGGs, we don't need to specify here a positive pre-condition stating that a relation between a  $C$  and a  $T$  should already exist. This dependency is detected by the deduction rules we present in Section 3. S-Pattern A-Co2 specifies that in the case of two  $C$  nodes connected through an  $R$  (a directed relation), the associated  $T$  node of the source  $C$  should have as foreign key ( $F$  node) an attribute of the target class. Finally, N-Pattern notDupF forbids two  $F$ s between two  $T$ s.



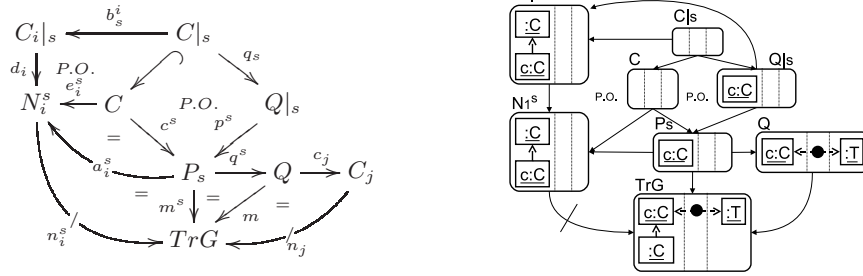
**Fig. 1.** M2M Specification.

Next we define the satisfaction of a pattern. As S- and N-Patterns are special cases of C-Patterns, it is enough to formulate C-Pattern satisfaction.

**Def. 5 (Pattern Satisfaction)** Triple graph  $TrG$  satisfies  $CP = [\bigwedge_{i \in Pre} \overleftarrow{N}(C_i) \wedge \overleftarrow{P}(C) \Rightarrow P(Q) \wedge_{j \in Post} \overrightarrow{N}(C_j)]$ , written  $TrG \models CP$ , iff:

- $CP$  is forward satisfiable,  $TrG \models_F CP: [\forall m^s: P_s \rightarrow TrG \text{ s.t. } (\forall i \in Pre \text{ s.t. } N_i^s \not\cong P_s, \nexists n_i^s: N_i^s \rightarrow TrG \text{ with } m^s = n_i^s \circ a_i^s), \exists m: Q \rightarrow TrG \text{ with } m \circ q^s = m^s, \text{ s.t. } \forall j \in Post \nexists n_j: C_j \rightarrow TrG \text{ with } m = n_j \circ c_j]$ ,
- and  $CP$  is backwards satisfiable,  $TrG \models_B CP: [\forall m^t: P_t \rightarrow TrG \text{ s.t. } (\forall i \in Pre \text{ s.t. } N_i^t \not\cong P_t, \nexists n_i^t: N_i^t \rightarrow TrG \text{ with } m^t = n_i^t \circ a_i^t), \exists m: Q \rightarrow TrG \text{ with } m \circ q^t = m^t, \text{ s.t. } \forall j \in Post \nexists n_j: C_j \rightarrow TrG \text{ with } m = n_j \circ c_j]$ ,

with  $P_x = C +_{C|x} Q|x$ ,  $N_i^x = C +_{C|x} C_i|x$  and  $N_i^x \xleftarrow{a_i^x} P_x \xrightarrow{q^x} Q$  ( $x \in \{s, t\}$ ), see the left of Fig. 2<sup>3</sup>.



**Fig. 2.** Forward Satisfaction of Pattern (left). Forward Satisfaction Example (right).

**Remark.** Morphisms  $q^x: P_x \rightarrow Q$  ( $x = \{s, t\}$ ) uniquely exist due to the universal pushout property (as  $C|x \hookrightarrow C \xrightarrow{q} Q = C|x \xrightarrow{q_x} Q|x \hookrightarrow Q$ ). For the same reason,  $a_i^x: P_x \rightarrow N_i^x$  uniquely exist (as  $C|x \hookrightarrow C \xrightarrow{e_i^s} N_i^x = C|x \xrightarrow{q_x} Q|x \xrightarrow{c_i|x} C_i|x \xrightarrow{d_i} N_i^x$ ). Moreover,  $b_i^x = c_i \circ q_x$ . ■

C-Patterns have a universal quantification, therefore we split them into two directed constraints. For this purpose we demand that, in forward satisfaction, for each occurrence of  $P_s = Q|_s +_{C|_s} C = \langle Q|_s, C|_c, C|_t \rangle$  satisfying the negative pre-conditions, an occurrence of  $Q$  must be found satisfying the negative post-conditions, see the left of Fig. 2. A positive pattern graph  $Q$  is satisfied either because no  $m^s$  is found (*vacuous satisfaction*), because  $m^s$  and some negative pre-conditions are found (*negative satisfaction*), or because  $m^s$  and  $m$  are found and the negative pre- and post-conditions are not found (*positive satisfaction*). Note that if the resulting directed negative pre-condition  $N_i^x$  is isomorphic to  $P_x$ , then it is not taken into account. This is needed as many pre-conditions express a restriction in either source or target but not on both. In addition to forward satisfaction, similar conditions are demanded for the target graph (backwards satisfiability). A graph satisfies specification  $S$  if it satisfies all its patterns.

**Example.** The right of Fig. 2 shows the forward satisfaction of S-Pattern C-T by a triple graph.  $TrG \models_F C - T$  as there are two occurrences of  $m^s$ , the first one

<sup>3</sup>  $A +_B C$  is the pushout object of  $A$  and  $C$  through  $B$ . Similarly,  $A \times_B C$  is the pullback object of  $A$  and  $C$  through  $C$ .

is shown in the figure (upper node  $C$  in  $TrG$ ) and is positively satisfied, while the second (lower  $C$ ) is negatively satisfied. We also have  $TrG \models_B C - T$ , as there is just one  $m^t$ , positively satisfied. This is because  $N_1^t \cong P_t$ , as we obtain a backward negative pre-condition with one  $T$ , which is isomorphic to  $P_t$  and thus the negative condition is not evaluated. Thus,  $TrG \models C - T$ .

Please note that the specification does not explicitly state if a class with a parent should be connected with a table or not. An additional pattern could describe such situation. The forward operational mechanism, presented in Section 4 does not add such table, as it minimally enforces the specification.

Starting from a specification  $S$ , lower level operational mechanisms are derived to perform forward ( $\vec{S}$ ) and backward transformations ( $\overleftarrow{S}$ ), as well as to relate two existing models ( $\overleftrightarrow{S}$ ). These mechanisms are described next.

**Def. 6 (Operational Mechanisms)** *Specification  $S$  has the following associated operational transformations:*

- **Forward:** A function  $\vec{S} : V_S(MM_S) \rightarrow TrG$  with domain  $V_S(MM_S) = \{M_s \in L(MM_s) | \exists \langle M_s, X \rangle \models S\}$  s.t.  $\forall M_s \in V_S(MM_S) [\vec{S}(M_s) \models S] \wedge [\vec{S}(M_s)|_s \cong M_s]$ .
- **Backwards:** A function  $\overleftarrow{S} : V_T(MM_T) \rightarrow TrG$  with domain  $V_T(MM_T) = \{M_t \in L(MM_t) | \exists \langle X, M_t \rangle \models S\}$  s.t.  $\forall M_t \in V_T(MM_T) [\overleftarrow{S}(M_t) \models S] \wedge [\overleftarrow{S}(M_t)|_t \cong M_t]$ .
- **Relating:** A function  $\overleftrightarrow{S} : V_{ST}(MM_s \times MM_t) \rightarrow TrG$  with domain  $V_{ST}(MM_s \times MM_t) = \{(M_s, M_t) | M_i \in L(MM_i) \wedge \exists \langle M_s, M_t \rangle \models S\}$  s.t.  $\forall (M_S, M_T) \in V_{ST}(MM_S, MM_T) [\overleftrightarrow{S}(M_S, M_T) \models S] \wedge [\overleftrightarrow{S}(M_S, M_T)|_x \cong M_x] (x = \{s, t\})$ .

The previous definitions are similar to the concept of *correct transformation* given in [10], but in addition we forbid modifying the source (resp. target) model in forward (resp. backwards) transformations.

Next section presents some deduction rules, able to annotate patterns with dependencies, and also generate new ones.

### 3 Deduction and Annotation Mechanisms for Patterns

Next we present the deduction rules that we use to: (i) generate new patterns that take dependencies into account, which guide the order of pattern enforcement by the operational mechanism; (ii) enrich S- and C-Patterns with pre- and post-conditions derived from other patterns; and (iii) deduce positive information from N-Patterns. For this purpose, we use two main operations: *deduction*, which infers new patterns, and *annotation*, which makes dependencies among patterns explicit.

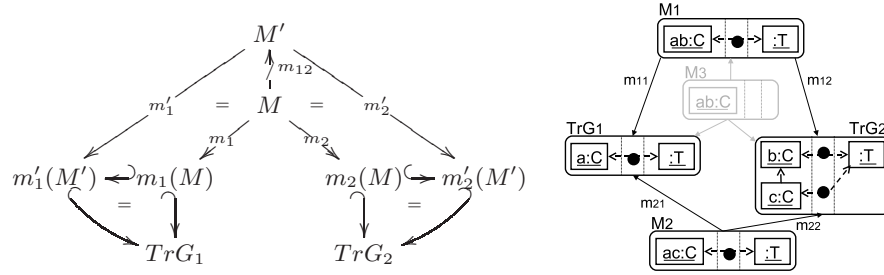
For example, from the specification in Fig. 1, the deduction rules generate a new pattern to reflect the dependency between C-T and A-Co (to take into account whether a pair  $(C, T)$  is already related, before relating a pair  $(A, Co)$ ).

The deduction rules also add negative post-conditions derived from the **notDupF** N-pattern to the rest of patterns, and produce new patterns that reuse part of **notDupF** so that duplication of  $F$  objects is not possible.

Most deduction rules are based on the maximal intersection of two triple graphs, called *maximal intersection object* (MIO), which is defined next.

**Def. 7 (MIO)** *Given triple graphs  $TrG_1$  and  $TrG_2$ , a maximal intersection (MI) is given by a span of injective morphisms  $(TrG_1 \xleftarrow{m_1} M \xrightarrow{m_2} TrG_2)$ , s.t.  $M \not\cong \emptyset \wedge \# M' \not\cong M$  with  $(TrG_1 \xleftarrow{m'_1} M' \xrightarrow{m'_2} TrG_2)$  and  $m_{12}: M \rightarrow M'$  injective s.t. the diagram to the left of Fig. 3 commutes. Object  $M$  is called MIO.*

MIOs are not unique, as the example to the right of Fig. 3 shows:  $M_1$  and  $M_2$  are both MIOs, but not  $M_3$  as  $M_1$  is bigger. The set of all MIs (resp. MIOs) of  $TrG_1$  and  $TrG_2$  is denoted by  $MI(TrG_1, TrG_2)$  (resp.  $MIO(TrG_1, TrG_2)$ ).



**Fig. 3.** Conditions for MIO (left). Example (right).

Patterns in a specification may have dependencies that induce a certain order of enforcement by the operational mechanism. We make such dependencies explicit by annotating patterns with additional graphs, related to the positive graph  $Q$ . The dependency graphs are calculated by the intersection of two patterns, and can be interpreted as restrictions that must not hold when the pattern is operationally enforced. The notion of annotated pattern is defined next.

**Def. 8 (Annotated Pattern)** *An annotated pattern  $(P, \{n_k: D_k \rightarrow Q\}_{k \in K})$  contains a pattern  $P$  and a set of dependencies  $D_k$  to  $P$ 's positive graph  $Q$ .*

Before presenting the deduction rules, we define an operation called *pre-condition weakening* (PW), which tests whether the positive graph of a C-Pattern is included in another one, and then adds the negative pre-conditions from the former to the latter.

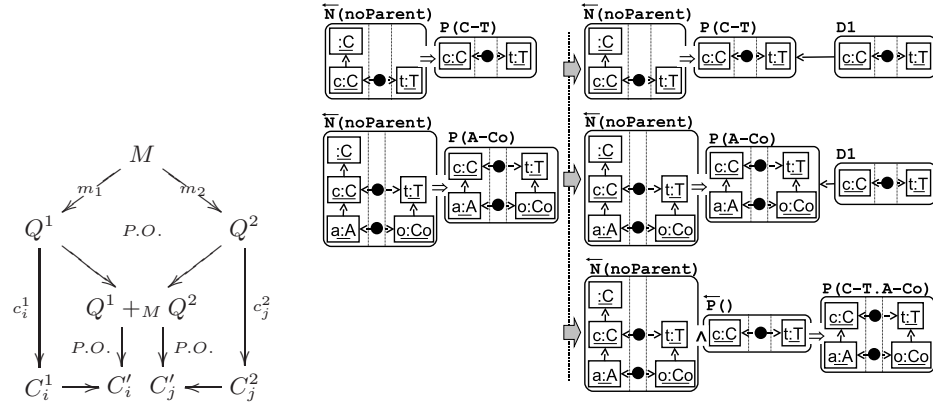
**Def. 9 (PW)** *Given  $\bigwedge_{k \in \{1,2\}} [\bigwedge_{i \in Pre^k} \overleftarrow{N}(C_i^k) \Rightarrow P(Q^k)]$  with  $Q^1 \hookrightarrow Q^2$ ,  $Pre^{11} \subseteq Pre^1$  and function  $sub: Pre^2 \rightarrow Pre^{11}$  surjective s.t.  $\forall C_i^2 \in Pre^2, \exists sub(C_i^2) \rightarrow C_i^2$  injective; the PW operation results in  $[\bigwedge_{i \in Pre^1} \overleftarrow{N}(C_i^1) \Rightarrow P(Q^1)] \wedge [\bigwedge_{i \in Pre^2} \overleftarrow{N}(C_i^2) \Rightarrow P(Q^2)]$ , see Fig. 4*

**Remark.** The specification resulting from PW is not equivalent to the original one. The second pattern is added negative pre-conditions, so that it is satisfiable by more graphs, namely by those in which  $\exists n^i: C_i^1 +_{Q^1} Q^2 \rightarrow TrG$  (injective), as then  $Q^2$  is not forced to occur. However, we use this operation to make coherent a specification: as an occurrence of the second pattern implies an occurrence of the first, by adding the negative pre-conditions we ensure that a positive satisfaction of the second implies a positive satisfaction of the first.

**Example.** As S-Pattern C-T is included in A-Co, PW adds the negative restriction  $\overleftarrow{N}(noParent)$  from the former to the latter. The resulting pattern is shown to the right of Fig. 5 (second row, to the left).

Next, we show some deduction rules that preserve the specification semantics. We first present the deduction rule for two S-Patterns called *S-Deduction* and its annotation mechanism  $SA(\_, \_)$ . S-Deduction creates a new pattern handling an intersection of two S-Patterns, while the annotation mechanism adds such intersections dependencies to the two original patterns. Its correctness proof is shown in the appendix.

**Prop. 1 (S-Deduction)** From  $\bigwedge_{k \in \{1,2\}} [\bigwedge_{i \in Pre^k} \overleftarrow{N}(C_i^k) \Rightarrow P(Q^k)]$ , we deduce the new patterns  $\bigwedge_{M \in MIO(Q^1, Q^2)} [\bigwedge_{i \in Pre^1 \cup Pre^2} \overleftarrow{N}(C_i') \wedge \overleftarrow{P}(M) \Rightarrow P(Q^1 +_M Q^2)]$ , where the  $C_i'$  are calculated as shown to the left of Fig. 5.



**Fig. 5.** Negative Pre-Conditions in S-Deduction (left). S-Annotation Example (right).

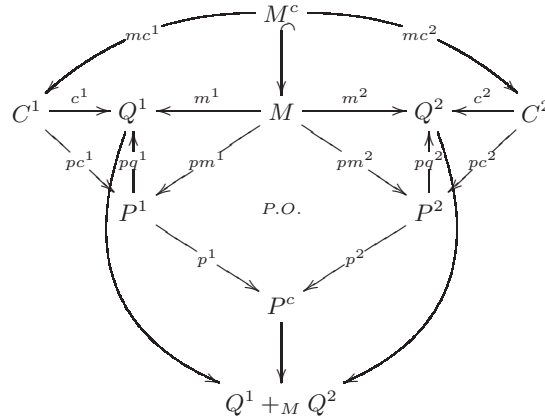


**Def. 10 (S-Annotation)** Given two annotated S-Patterns  $(P_i, D_i)$  with positive graphs  $Q^i: SA((P_1, D_1), (P_2, D_2)) = \{(P_i, D_i \cup_{M \in MIO(Q^1, Q^2)} \{M \rightarrow Q^i\})\}_{i=1,2} \cup_{M \in MIO(Q^1, Q^2)} \{(SD(P_1, P_2, M), \emptyset)\}$ , with  $SD(P_1, P_2, M)$  the resulting pattern from applying S-Deduction using  $M$ .

**Example.** The right of Fig. 5 shows an example of S-Annotation, where the newly generated pattern (bottom right) considers the fact that the relation demanded by pattern C-T may already exist. The procedure generates two isomorphic negative pre-conditions, so that one can be eliminated. The added dependencies  $(D_1)$  ensure that the first and second patterns will only be enforced by the operational mechanisms when no occurrence of  $D_1$  is found. As we will see later, this makes the TGG operational rules generated for the first two patterns mutually exclusive with the one of the third, as well as confluent. Moreover, the rule for the third pattern will be able to reuse the structure created by the rule of the first.

C-Deduction and its annotation mechanism  $CA(-, -)$  are generalizations of the S- case, with the difference that the new pattern integrates in its pre-condition the gluing of the original patterns pre-conditions.

**Prop. 2 (C-Deduction)** From  $\bigwedge_{k \in \{1,2\}} [\bigwedge_{i \in Pre^k} \overleftarrow{N}(C_i^k) \wedge \overleftarrow{P}(C^k) \Rightarrow P(Q^k)]$ , we deduce the new pattern  $\bigwedge_{M \in MIO(Q^1, Q^2)} [\bigwedge_{i \in Pre^1 \cup Pre^2} \overleftarrow{N}(C_i') \wedge \overleftarrow{P}(P^c) \Rightarrow P(Q^1 +_M Q^2)]$ , where the  $C_i'$  are calculated as shown to the left of Fig. 5, and  $P^c$  is calculated as shown in Fig. 6. In this diagram,  $M^c$  is the subgraph of  $M$  s.t.  $(C^1 \xrightarrow{mc^1} M^c \xrightarrow{mc^2} C^2) \in MI(C^1, C^2)$ , squares  $pc^k \circ mc^k = pm^k \circ (M^c \hookrightarrow M)$  are P.O. and morphisms  $pq^k: P^k \rightarrow Q^k$  uniquely exist due to the P.O. universal property. For the same reason  $P^c \rightarrow Q^1 +_M Q^2$  uniquely exists.



**Fig. 6.** C-Deduction.

*Proof.* In appendix. ■

The annotation procedure for C-Deduction is analogous to the one for S-Deduction.

Next deduction rule is used to take into consideration the interaction of N-patterns, which express unconditional negative constraints, with other patterns.

**Prop. 3 (N-Deduction)**  $[\bigwedge_{i \in Pre} \overleftarrow{N}(C_i) \Rightarrow P(Q) \bigwedge_{j \in Post} \overrightarrow{N}(C_j)] \wedge [\overrightarrow{N}(C_N)]$  is equivalent to  $[\bigwedge_{i \in Pre} \overleftarrow{N}(C_i) \Rightarrow P(Q) \bigwedge_{j \in Post} \overrightarrow{N}(C_j) \bigwedge_{C_r \in RS} \overrightarrow{N}(C_r)]$  with  $RS = \{r^n : Q \rightarrow C_r\}_{C_r \in PO(MI(Q, C_N))}$  and  $PO(MI(Q, C_N))$  is the set of pushout objects of all spans in  $MI(Q, C_N)$ .

*Proof(Sketch).* We have related  $C_N$  in all possible (maximal) ways with  $Q$ , which is given by the pushout of each span in  $MI(Q, C_N)$ . This is similar to the procedure to convert a graph constraint into a post-condition [5,9]. ■

**Remark.** Removing  $\overrightarrow{N}(C_N)$  does not yield an equivalent specification, as e.g. a graph with no occurrence of  $Q$  is allowed to have an occurrence of  $C_N$ . Note however that we will delete N-Patterns when generating the TGG operational rules, as these by construction cannot generate any forbidden pattern.

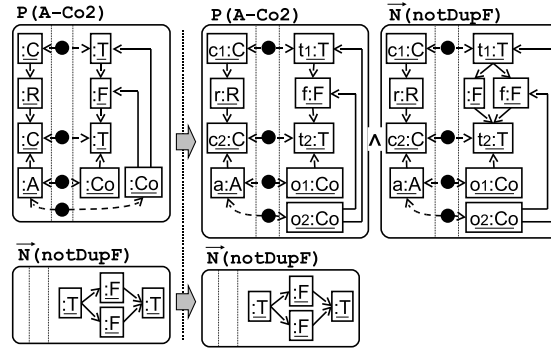


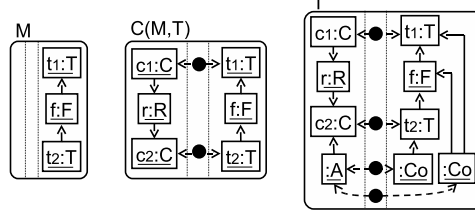
Fig. 7. N-Deduction Example.

**Example.** Fig. 7 shows how N-Pattern  $notDupF$  induces a negative constraint on S-Pattern  $A-Co2$ , resulting in the S-Pattern to its right. There are two isomorphic MIOs (both made of two  $T$ s and one  $F$ ) resulting in two isomorphic negative constraints, so that one is eliminated.

The following deduction rule detects N-Patterns that forbid a repetition of structures and generates a positive pattern that reuses such structure. First, we define the completion of a triple graph  $M$  with respect to a graph  $T$  such that  $M \hookrightarrow T$ . The completion adds to  $M|_t$  all elements that are related to elements of  $M|_s$  and belong to  $T - M$ , and similar for source elements. In addition, completion includes all unrelated elements of  $T$ .

**Def. 11 (Completion)**  $C(M, T) = G$  iff  $G$  is the smallest graph s.t.  $M \hookrightarrow G \hookrightarrow T \wedge (\forall n \in V_{G|_s}, \nexists m \in V_{T|_t} - V_{G|_t} \text{ s.t. } n \text{ rel } m) \wedge (\forall x \in V_{G|_t}, \nexists y \in V_{T|_s} -$

$V_{G|_s}$  s.t.  $y \text{ rel } x) \wedge (\nexists z \in (V_{T|_s} \cup V_{T|_t}) - (V_{G|_s} \cup V_{G|_t}) \text{ s.t. } z \text{ is unrelated}). G \text{ also contains all edges of } T \text{ with source and target in nodes of } G.$



**Fig. 8.** Example of Completion.

**Example.** Fig. 8 shows an example of completion, where graph  $M$  is completed with respect to graph  $T$ , yielding graph  $C(M, T)$ . Note that  $M \hookrightarrow C(M, T) \hookrightarrow T$ .

**Prop. 4 (NP-Deduction)**  $[\bigwedge_{i \in Pre} \overleftarrow{N}(C_i) \Rightarrow P(Q)] \wedge [\overrightarrow{N}(S)]$ , with  $S$  the pushout of two isomorphic graphs  $S_1 \cong S_2$  and  $S_1 \in MIO(Q, S)$ , is equivalent to  $[\bigwedge_{i \in Pre} \overleftarrow{N}(C_i) \Rightarrow P(Q)] \wedge [\overrightarrow{N}(S)] \wedge [\bigwedge_{i \in Pre} \overleftarrow{N}(C_i) \wedge \overleftarrow{P}(C(S_1, Q)) \Rightarrow P(Q)]$ .

*Proof.*  $C(S_1, Q) \hookrightarrow Q$ , thus  $[\overleftarrow{P}(C(S_1, Q)) \Rightarrow P(Q)]$  is subsumed by  $P(Q)$ . ■

The NP-Deduction rule has an associated annotation rule  $NP(-, -)$ , which adds a dependency to the S-Pattern equal to the positive pre-condition of the newly generated pattern.

**Def. 12 (NP-Annotation)**  $NP((\bigwedge_{i \in Pre} \overleftarrow{N}(C_i) \Rightarrow P(Q), D), (\overrightarrow{N}(S), D')) = \{(\bigwedge_{i \in Pre} \overleftarrow{N}(C_i) \Rightarrow P(Q), D \cup \{C(S_1, Q)\}), (\overrightarrow{N}(S), D'), (\bigwedge_{i \in Pre} \overleftarrow{N}(C_i) \wedge \overleftarrow{P}(C(S_1, Q)) \Rightarrow P(Q), \emptyset)\}$ , with  $S$  the P.O. of two isomorphic graphs  $S_1 \cong S_2$  and  $S_1 \in MIO(S, Q)$ .

**Example.** Fig. 9 shows the derivation of C-Pattern **A-Co2.notDupF** from **A-Co2** and **notDupF**. The latter is made of the pushout of two isomorphic graphs made of two  $T$ s and one  $F$ , which belongs to  $MIO(\mathbf{A-Co2}, \mathbf{NotDupF})$ . The completion of one of the isomorphic graphs with respect to **A-Co2** is the pre-condition graph  $\overleftarrow{P}()$  of **A-Co2.notDupF**. The newly generated pattern reuses two  $T$ s and one  $F$  so that the rule to be generated from it will not produce the situation forbidden by **notDupF**. The annotation procedure adds a dependency to **A-Co2** so that the generated rule will be mutually exclusive with the one for the deduced pattern.

NP-Deduction has a generalization, called CNP-Deduction which handles the case of a C-Pattern and an N-Pattern. The main difference with NP-Deduction is that the pre-condition of the generated pattern has to glue the positive pre-condition of the C-Pattern through the MIO (as in C-Deduction).

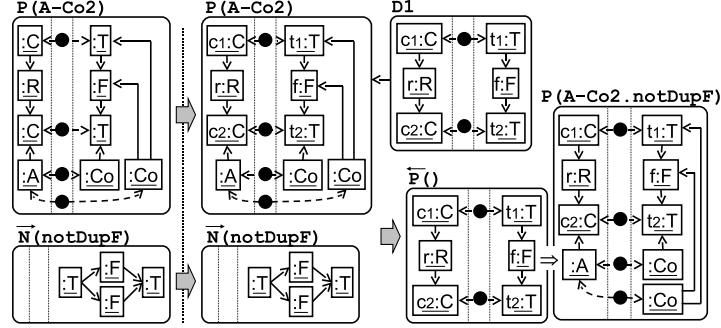


Fig. 9. NP-Deduction and Annotation Example.

**Prop. 5 (CNP-Deduction)**  $[\bigwedge_{i \in Pre} \overleftarrow{N}(C_i) \wedge \overleftarrow{P}(C) \Rightarrow P(Q)] \wedge [\overrightarrow{N}(S)]$ , with  $S$  the pushout of two isomorphic graphs  $S_1 \cong S_2$  and  $S_1 \in MIO(Q, S)$  is equivalent to  $[\bigwedge_{i \in Pre} \overleftarrow{N}(C_i) \wedge \overleftarrow{P}(C) \Rightarrow P(Q)] \wedge [\overrightarrow{N}(S)] \wedge [\bigwedge_{i \in Pre} \overleftarrow{N}(C_i) \wedge \overleftarrow{P}(P_s) \Rightarrow P(Q)]$ , where  $P_s$  is calculated as shown in Fig. 10, with  $cp \circ c = sp \circ b$  a P.O. square.

*Proof.* In appendix. ■

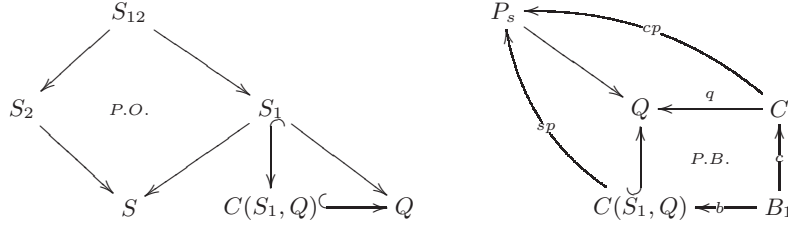


Fig. 10. CNP-Deduction.

## 4 Generating the Operational Rules

This section details the generation of operational TGG rules from a M2M specification. Note that compilation into other formalisms is possible, e.g. to a constraint satisfaction problem in the style of [11]. We first introduce the structure of a non-deleting TGG rule.

**Def. 13 (Non-Deleting Oper. TGG Rule)** A TGG rule  $r = (L \xrightarrow{l} R, pre = \{n_i : L \rightarrow N_L^i\}_{i \in I}, post = \{n_j : R \rightarrow N_R^j\}_{j \in J})$  is made of an injective morphism  $l$  of triple graphs, and sets  $pre$  and  $post$  of negative pre- and post-conditions.

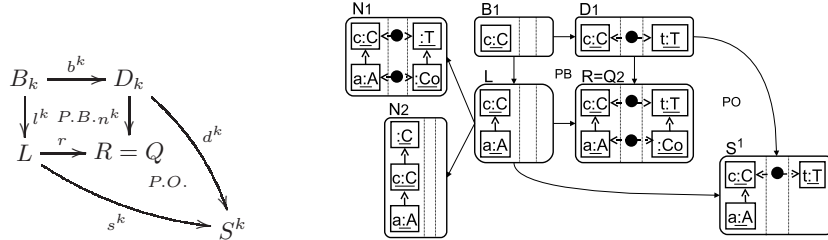
Although negative post-conditions can be translated into negative pre-conditions using the procedure in [5,9], we use a set for them for simplicity of presentation.

Next we show how to generate a TGG rule given an annotated C-Pattern. The main idea is to use  $P_s = C +_{C|s} Q|_s = \langle Q|_s, C|_c, C|_t \rangle$  as the LHS (for the forward rule) and  $Q$  as the RHS. The negative pre- and post-conditions of the C-Pattern are used as negative pre- and post-conditions of the rule. Note the similarities with the satisfiability of patterns (Def. 5 and Fig. 2). The rule's RHS is used as a negative pre-condition so that satisfiability is enforced only once. Finally, dependencies are converted into negative pre-conditions.

**Def. 14 (Derived TGG Rule)** *Given annotated pattern  $T = (\bigwedge_{i \in Pre} \overleftarrow{N}(C_i) \wedge \overleftarrow{P}(C) \Rightarrow P(Q) \bigwedge_{j \in Post} \overrightarrow{N}(C_j), D = \{n^k : D_k \rightarrow Q\}_{k \in K})$ , the following TGG operational rules are derived:*

- **Forward.**  $\overrightarrow{r}_T : (L = \langle Q|_s, C|_c, C|_t \rangle \xrightarrow{(id, q_c, q_t)} R = Q, pre = \{n : L \rightarrow R\} \cup \{a_i^s : L \rightarrow N_i^s | L \not\cong N_i^s\}_{i \in Pre} \cup \{s^k : L \rightarrow S^k\}_{k \in K}, post = \{n_j : R \rightarrow C_j\}_{j \in Post})$ .
- **Backwards.**  $\overleftarrow{r}_T : (L = \langle C|_s, C|_c, Q|_t \rangle \xrightarrow{(q|_s, q|_c, id)} R = Q, pre = \{n : L \rightarrow R\} \cup \{a_i^t : L \rightarrow N_i^t | L \not\cong N_i^t\}_{i \in Pre} \cup \{s^k : L \rightarrow S^k\}_{k \in K}, post = \{n_j : R \rightarrow C_j\}_{j \in Post})$ .

where  $N_i^x \cong C_i|_x +_{C|_x} C$ , and  $a_i^x : L \rightarrow N_i^x$  is uniquely determined (see Fig. 2, where  $P_x = L$ ).  $S^k$  is the left-extension of  $D_k$ , see left of Fig. 11, where  $n^k \circ b^k = r \circ l^k$  and  $d^k \circ b^k = s^k \circ l^k$  are pullback and pushout squares respectively.



**Fig. 11.** Left Extension of  $D_k \rightarrow Q$  (left). Generated Forward Rule A-Co (right).

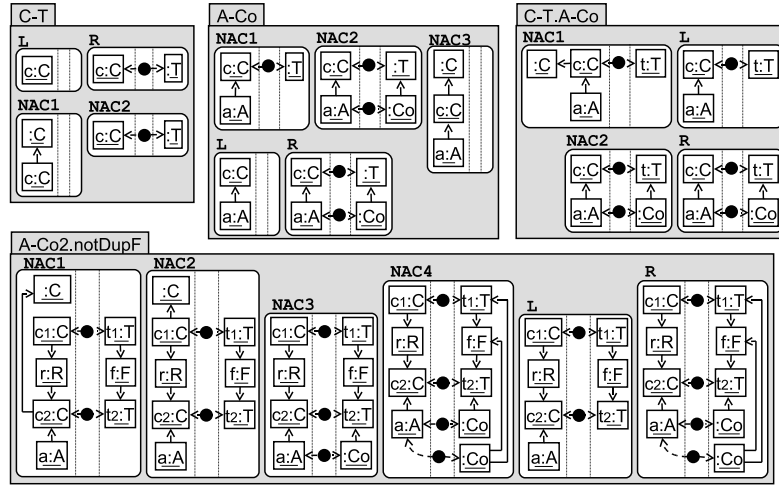
**Example.** The right of Fig. 11 shows the generated forward rule from the annotated pattern A-Co shown in Fig. 5. Note how the NAC  $S^1$  forbids applying the rule if the node  $C$  has an associated  $T$ . In this case, the rule generated from the derived pattern C-T.A-Co in Fig. 5 would be applicable (see rule C-T.A-Co in Fig. 12).

Before generating the rules we use the deduction and annotation mechanisms on the initial M2M pattern specification in order to transform N-patterns into negative post-conditions of the other patterns, generate patterns that take into consideration the satisfaction of other patterns, and identify dependencies between patterns. As stated before, we assume that the initial specification does

not include patterns with both a positive graph and a negative post-condition (as the latter can be expressed with N-Patterns).

**Def. 15 (Generation of Operational TGG Rules)** *Given specification  $S$ :*

1. Use PW (Def. 9) on all possible patterns.
2. Use C- or S-Annotation (Def. 10) for each pair of C- or S-Patterns. Do not derive a pattern if it already exists.
3. Use NP-Annotation (Def. 12) on all possible patterns (initial and derived).
4. Use N-Deduction (Prop. 3) on all possible patterns and eliminate N-Patterns.
5. Take each derived pattern, and add to it all dependencies of the patterns it was derived from. Do not add such dependencies if they are included in the positive pre-condition of the derived pattern, as the pattern would become useless.
6. Generate an operational TGG rule for each causal pattern (Def. 13).



**Fig. 12.** Some of the Generated Forward Operational Rules.

**Example.** Fig. 12 shows some of the generated forward rules. Rule C-T is generated from pattern C-T. NAC1 results from a pre-condition, while NAC2 is equal to the RHS. Rule A-Co results from pattern A-Co. NAC3 comes from the PW operation with pattern C-T, NAC2 is equal to RHS, and NAC1 is derived from a dependency when making S-Deduction with C-T. Rule C-T.A-Co is generated from a pattern derived from C-T and A-Co through S-Deduction. Its first NAC comes from a dependency induced by their source patterns. Finally, rule A-Co2.notDupF results from NP-Deduction (see Fig. 9), where NAC1 and NAC2 come from pre-conditions of the patterns from which it is derived, and NAC3 comes from a dependency. These two last rules have some additional NACs (not

shown), stemming from N-Deduction with pattern `notDupF`. The procedure generates a total of 10 rules, shown in Figs. 13, 14 and 15.

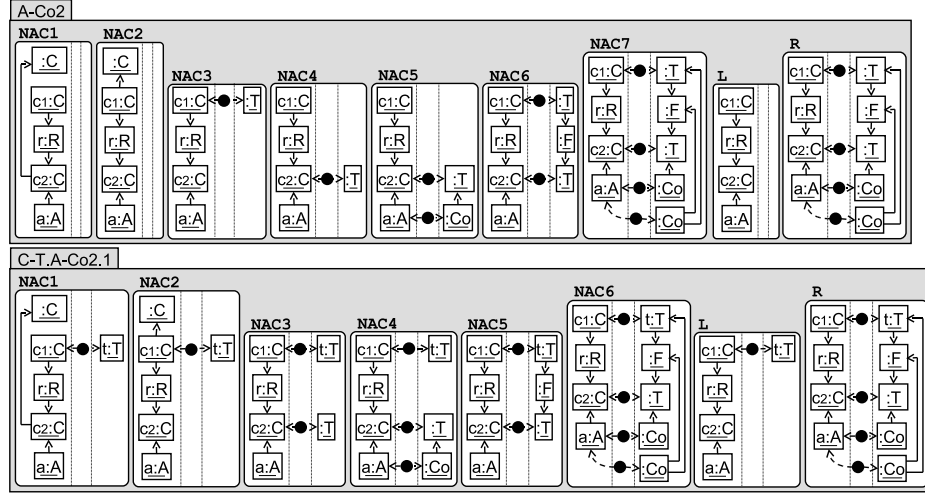


Fig. 13. Some of the Generated Forward Operational Rules.

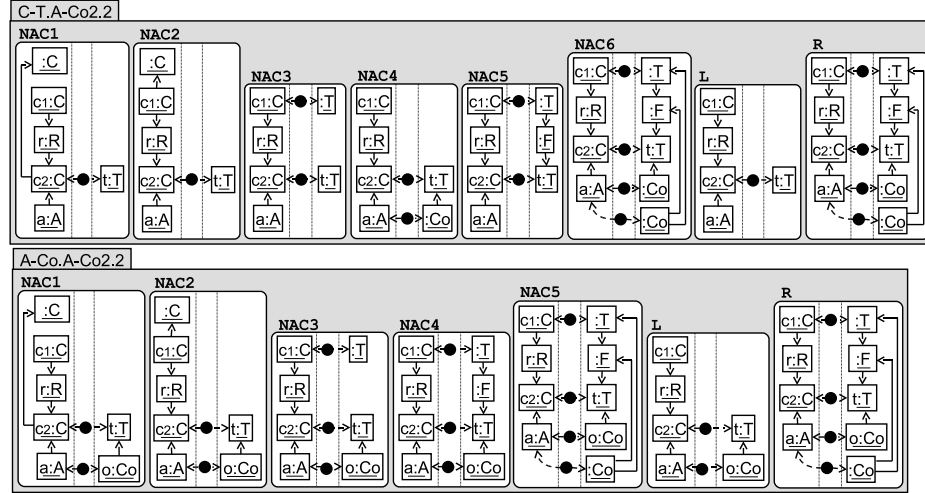


Fig. 14. Some of the Generated Forward Operational Rules.

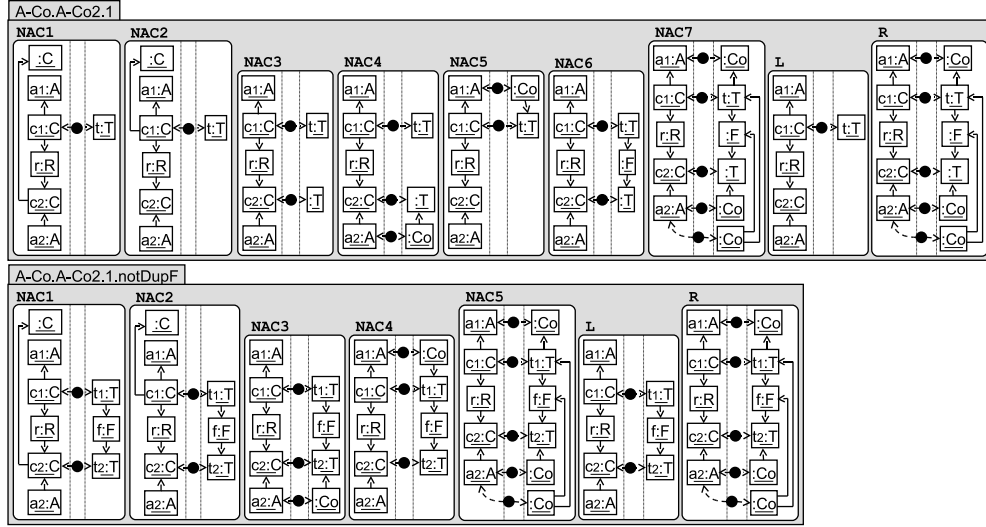


Fig. 15. Some of the Generated Forward Operational Rules.

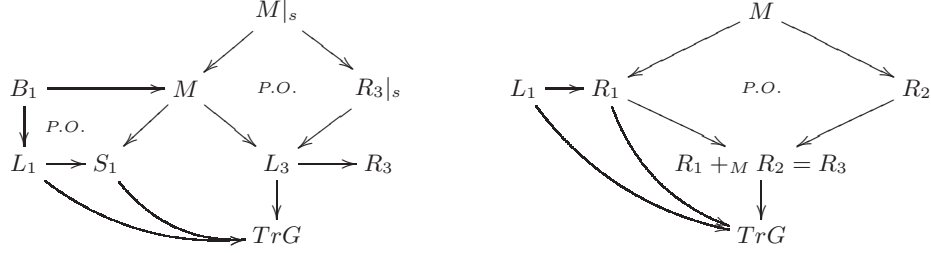
#### 4.1 Correctness of the Operational Mechanisms

Now we show the correctness of the generated rules, focussing on forward rules as a similar reasoning holds for the backwards case. The generated rules: (i) must produce models satisfying the specification, (ii) must be confluent, (iii) must terminate, and (iv) must transform each source model for which there is a correct target model.

- (i) follows from the construction of the TGG rules. Their LHS is  $\langle Q|_s, C|_c, C|_t \rangle = C + C|_s \ Q|_s = P_s$ , which is the *base* graph from which forward satisfaction is checked (see Fig. 2). As  $R = Q$ , morphism  $m: Q \rightarrow TrG$  exists after the application of the rule. The rule negative pre- and post-conditions are derived from the negative pre- and post-conditions of the pattern. Thus, the rule can be applied iff the base morphism  $m^s$  exists and the negative pre- and post-conditions of the pattern are satisfied. The additional  $NAC \cong R$  makes the rule enforce the pattern once. As initially all forbidden graphs are expressed as N-Patterns, and we have performed N-Deduction, no rule can produce a forbidden result. Since we start with an empty target graph, backwards satisfaction is also obtained. Finally, the rule has additional NACs derived from dependencies, however these just allow the execution of exactly one of the rules enforcing a given pattern so that they are confluent (see (ii)).
- (ii) follows because S- and C-annotation add dependencies (which are transformed into NACs) to the initial patterns, and these are appropriately propagated to their derived patterns in step 5 of the rule generation process. Fig. 16 shows that a rule  $L_1 \rightarrow R_1$  and a derived one through S-Deduction  $L_3 \rightarrow R_3$  are mutually exclusive.  $S_1$  is the resulting NAC generated from the



dependency of the first rule. In a situation where  $L_1$  and  $L_3$  are applicable, by the pushout universal property, there is a match of the NAC  $S_1$ . Thus, the first rule is not applicable.



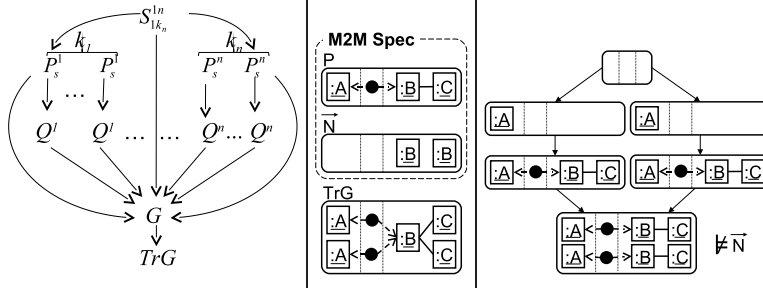
**Fig. 16.** Mutual Exclusion of  $L_1 \rightarrow R_1$  and  $L_3 \rightarrow R_3$  (left). Applying first and third rule (right).

Note however that initially we may have patterns included in others:  $[P(Q_1)] \wedge [P(Q_2)]$  with  $Q_1 \hookrightarrow Q_2$ . In this case, S-Deduction generates  $[P(Q_1)] \wedge [P(Q_2)] \wedge [P(Q_1) \Rightarrow P(Q_1 +_{Q_1} Q_2)]$  (assuming just one MIO), from which we generate three rules. There is a conflict between the first two rules (i.e. a critical pair). However in a situation where both the first and the second are applicable (e.g. if we have  $Q_2|_s \hookrightarrow TrG$ ), applying the first and the third is equivalent to applying the second. The right of Fig. 16 shows that the existence of  $R_1 \rightarrow TrG$  and  $R_3 \rightarrow TrG$  implies the existence of  $R_2 \rightarrow TrG$ . Besides, we cannot apply the first and the second, because of the generated NACs: the second rule is added  $R_1$  as NAC (as  $Q_1 = R_1 \hookrightarrow Q_2 = R_2$ ).

**Example.** Consider the rules for the patterns **C-T** and **A-Co** and their derived pattern **(C-T.A-Co)** (see Fig. 12). Assume a situation where both **C-T** and **A-Co** are applicable. If **C-T** is applied first, then **A-Co** is disabled, but **C-T.A-Co** can be applied. If **A-Co** is applied first, then no other rule is applicable. However, in both cases we reach the same result.

- (iii) follows from the fact that (a) each rule has its RHS as a NAC, therefore it can only be applied once for each initial match in the source model; and (b) a forward rule only changes the target model.
- (iv) cannot be achieved for arbitrary M2M specifications. We restrict to what we call *Injective Positive Specifications*, which contain enough positive patterns to produce the operational TGG rules. Next definition introduces the forward case (FIP), the backwards one is similar.

**Def. 16 (FIP Spec.)** Specification  $S = \bigwedge_{i=1..n} T_i$  is FIP, iff  $\forall M_s \in L(MM_s)$  s.t.  $\exists TrG = \langle M_s, X \rangle \models S, \exists k_i \in \mathbb{N}, \exists P_s^i \leftarrow S_{uv}^{ij} \rightarrow P_s^j$  with  $P_s^m = C^m +_{C^m|_s} Q^m|_s$ ,  $u = \{1..k_i\}$ ,  $v = \{1..k_j\}$  and  $S_{uv}^{ij} \not\cong P_s^i$  if  $i = j$ , s.t.  $G$  is the colimit of the diagram to the left of Fig. 17 (with all arrows injective) with  $G \hookrightarrow TrG$  and  $G|_t \cong TrG|_t$ .

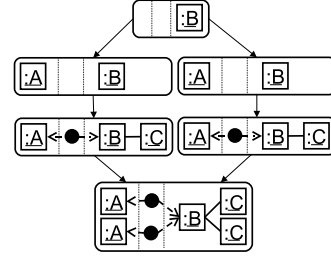


**Fig. 17.** Condition for FIP (left). Non-FIP Specification (center). Invalid Graph (right).

**Remark.** The definition considers  $k_i$  occurrences of each pattern  $T_i$ . Two occurrences of patterns  $T_i$  and  $T_j$  can overlap, and this is modelled by  $S_{uv}^{ij}$ . We forbid  $P^i$  be the overlap of two occurrences of the same pattern  $Q^i$ , as the operational mechanism minimally enforces each pattern (i.e. rules have a NAC equal to the RHS). We have made a simplification in the diagram, but each occurrence of  $T_i$  should satisfy its negative pre- and post-conditions.

**Example.** Consider the specification in the center of Fig. 17, and assume we do not perform any deduction. There is a valid triple graph  $TrG$  with two  $A$ s in its source, but the rules generated without deduction cannot create such graph, as they would produce two  $B$ s.

The NP-Deduction rule can turn some non-FIP specifications into FIP. This is because it creates a new pattern that reuses an already created structure (in the target graph). The right of Fig. 17 shows that if NP-Deduction is not applied, we cannot handle a graph with two  $A$ s. Fig. 18 shows that after applying NP-Deduction, the resulting pattern can handle such graph as it reuses a  $B$  and is applied twice. It is up to future work to determine further deduction rules to cover additional non FIP-specifications.



**Fig. 18.** FIP Specification.

## 5 Analysis of the Transformation Specification

This section gives an overview of some of the properties that can be analysed from a pattern-based specification  $S$ . We distinguish three levels: pattern, specifications and operational mechanisms.

**Pattern Analysis.** We can analyse single patterns or pairs, for example:

- **Pattern Conflict (PC).** Two patterns are in conflict if they express contradictory constraints. This is for example the case of specification  $[P(Q_P)] \wedge$

- $[\vec{N}(Q_N)]$  with  $Q_N \hookrightarrow Q_P$ . In this case the generated TGG operational rule can never be applied. Thus, an initial graph of the form  $TrG \cong Q_P|_s$  does not have a valid target model, and cannot be transformed according to  $\vec{S}$ .
- **Tautology (T)**. A pattern is a tautology if it is always satisfiable. This is the case of patterns with the forms: (i)  $[\vec{N}(Q) \Rightarrow P(Q)]$ , as it is always either vacuously or negatively satisfied, and (ii)  $[\vec{P}(Q) \Rightarrow P(Q)]$  as it is always either vacuously or positively satisfied.
  - **Contradictory (C)**. A pattern is contradictory if it can never be positively satisfied. This is the case of a pattern with the form  $[P(Q) \wedge \vec{N}(Q)]$ , which can only be vacuously satisfied.

**Specification Analysis.** These define properties of the specification as a whole:

- **Language Covering (LC)**. A pattern specification is source covering iff  $\biguplus_{P \in S^+} type(P|_{src})$  is surjective, where  $S^+$  is the set of positive patterns of  $S$ . This means, that we have patterns that handle each construct of the source language. A similar notion can be defined for the target language.
- **Full Forward, Backwards or Relating (FF, FB, FR)**. A specification  $S$  is FF (resp. FB) iff  $|Dom(\vec{S})| = |L(MM_s)|$  (resp.  $|Dom(\vec{S})| = |L(MM_t)|$ ). A specification is FR iff it is FF and FB. If a specification is not FF, it means that is not defined for all valid models of the source language. Obviously, if a specification is not source LC it is neither FF nor FR (the converse is not necessarily true). Similarly a specification that is not target LC is not FB nor FR. A pattern conflict makes the specification not to be FF or FB.
- **Contradiction(C)**. A specification  $S$  is a contradiction if the empty graph is the only graph able to satisfy it (i.e. no graph positively satisfies  $S$ ). This is the case of a specification which is source LC with all patterns contradictory.
- **Forward, Backwards or Relating Univalued (FU, BU, RU)**.  $S$  is FU iff  $\forall M_s \in Dom(\vec{S}), |\{M_t | \langle M_s, M_t \rangle \models S\}| = 1$ . Note that all specifications with our technique are FU, BU and RU.

**Operational Mechanisms.** It is also possible to study properties of the generated TGG rules, for example:

- **Hippocratic Transformation (HP)**. (taken from [10]) If  $\forall M_s \in L(MM_s), M_t \in L(MM_t)$  s.t.  $\langle M_s, M_t \rangle \models S \implies [\vec{S}(\langle M_s, M_t \rangle)|_t \cong M_t \wedge \vec{S}(\langle M_s, M_t \rangle)|_s \cong M_s]$ . This property states that if a triple graph satisfies a specification, the application of  $\vec{S}$  or  $\vec{S}$  will not modify the triple graph. The transformations we generate are HP, as our rules minimally enforce each pattern (they have NACs equal to RHS). A formal proof is left for future work.

## 6 Related Work

Some declarative approaches to M2M transformation use a textual syntax, e.g. PMT [12] or Tefkat [13]. These two particular notations are uni-directional, whereas we generate forward and backward transformations.

Among the visual declarative approaches, a prominent example is the standard language QVT-relational [2], which also has a textual syntax. The relations may include *when* and *where* clauses that identify pre- and post-conditions and can refer to other relations. From this specification, executable QVT-core is generated that performs forward/backward transformations given a source/target model. This approach is similar to ours, but we compile our patterns to TGG rules, allowing the analysis of the generated transformation [5]. Besides, we can make analysis at a higher-level as our patterns have a formal foundation. Moreover, we automatically detect pattern dependencies and perform pattern inference. In the QVT-relations language, dependencies must be made explicit in the *when* and *where* clauses, and there is no equivalent to our N-Patterns. An attempt to formalize QVT-core is found in [14].

In [15], transformations are expressed through declarative relations made of positive patterns, heavily relying on OCL constraints, but no operational mechanism is given to enforce such relations. In BOTL [16], the mapping rules use a UML-based notation that allows reasoning about applicability or meta-model conformance. We can reason both at the specification and operational levels.

TGGs [4] formalize the synchronized evolution of two graphs through declarative rules. From this specification, low-level operational TGG rules are derived to perform forward and backwards transformations, as well as to relate two existing graphs. We also generate these operational rules from our patterns. However, whereas in declarative TGG rules dependencies must be made explicit (i.e. we must say which elements should exist and which ones are created), in our patterns this information is derived. For instance, in TGGs, a rule like pattern C-T.A-Co has to be specified, it is not enough to give C-T and A-Co.

Although inspired by TGGs, our patterns are a different approach to M2M transformation: patterns specify relations, not rules. Similar to graph constraints [9,17], a M2M specification by patterns describes a language of valid triple graphs. Moreover, TGGs have some limitations. First, they do not allow specifying negative information, nor deriving positive information from negative one (like NP-Deduction). In [6], the lack of negation is alleviated by assigning execution priorities to rules. However, this is insufficient to simulate general application conditions, it has an operational nature, and implies knowing the rule generation mechanism and execution engine. Second, a control mechanism is needed to guide the execution of the operational rules, such as priorities [6] or their coupling to editing rules [3]. One can see TGGs as a subset of our approach, where a TGG rule is a pattern of the form  $\overleftarrow{P}(L) \Rightarrow P(R)$  without negative conditions or deduction techniques.

In [18], an algorithm is given for the derivation of declarative TGGs from example pairs of models. Interestingly, the user does not have to specify the correspondence nodes in these pairs. The employed techniques resemble our use of MIOs, however, our patterns are richer, as we allow negative pre- and post-conditions, and we have developed a theoretical framework which includes further derivation techniques (e.g. NP-Deduction).

With respect to graphical patterns, in the recent work in [17], a logic of constraints and some deduction techniques were proposed. However, their basic constraints are existentially satisfied, while ours are universal. Moreover, we provide deduction techniques specially tailored for M2M specifications and triple patterns. In [19] we presented a simpler notion of pattern and used it to extend normal rules to synchronous TGGs. We applied it to the synchronization of the concrete and abstract syntax of visual models. The patterns were restricted to work with positive information, and the execution of the derived rules was associated to editing rules (like traditional TGGs). Here we present a new concept of pattern, which allows expressing negative conditions, introduce deduction rules and present a new algorithm for TGG rule derivation that is suitable for M2M transformation and does not need a normal rule to start with.

## 7 Conclusions and Future Work

In this paper we have presented a new formal approach to declarative M2M transformation. Relations between source and target models are expressed as different kinds of patterns, from which operational TGG rules are derived implementing forward/backwards transformations and taking into account pattern interactions. This is done by deduction mechanisms that detect interdependencies and produce new patterns that reuse structures created by other patterns. This is one of the strengths of the present work: pattern dependencies are automatically calculated and not explicitly given by the designer such as with QVT and TGGs. We have identified analysis properties, both at the specification (e.g. language covering, pattern conflicts) and operational levels (e.g. hippocratic transformations [10]).

Although we generate operational TGG rules from a pattern specification, other target formalisms could be used as well (e.g. OCL, Alloy). In fact, one of our next goals is expressing a specification in terms of a constraint satisfaction problem, in the lines of [11]. This would eliminate some problems of the compilation into rules, such as the restriction to handle FIP specifications only. Note that with the theory presented so far we can handle attributes, but not attribute conditions or computations. Our aim is to use OCL and the analysis techniques we proposed in [11].

We are also investigating additional analysis properties at the specification and operational levels. It would be interesting to extend the set of derived operational rules to handle incremental synchronization and change propagation, using the techniques in [20]. More complex patterns able to deal with recursion or have parameters are also under consideration. Finally, we aim to formalize a part of QVT using this technique.

**Acknowledgements.** We thank the anonymous reviewers of ICGT'08 for their useful comments. Work supported by the Spanish Ministry of Education and Science, projects TSI2005-08225-C07-06 and TIN2006-09678.

## References

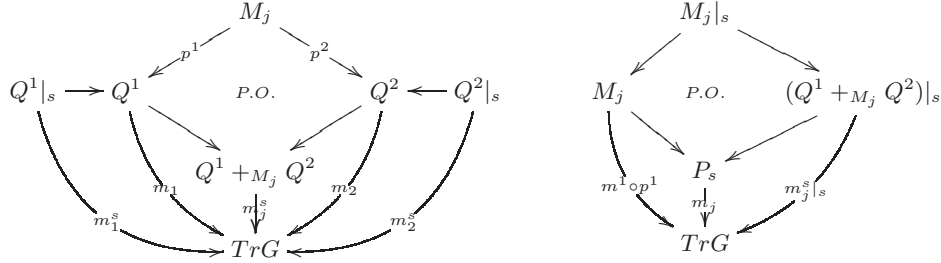
1. Völter, M., Stahl, T.: Model-driven software development. Wiley (2006)
2. QVT. <http://www.omg.org/docs/ptc/05-11-01.pdf> (2005)
3. Ehrig, H., Ehrig, K., Ermel, C., Hermann, F., Taentzer, G.: Information preserving bidirectional model transformations. In: Proc. FASE'07. Volume 4422 of LNCS., Springer (2007) 72–86
4. Schürr, A.: Specification of graph translators with triple graph grammars. In: Proc. WG'94. Volume 903 of LNCS., Springer (1994) 151–163
5. Ehrig, H., Ehrig, K., Prange, U., Taentzer, G.: Fundamentals of algebraic graph transformation. Springer-Verlag (2006)
6. Königs, A.: Model transformation with triple graph grammars. In: Proc. MTiP'05. (2005)
7. Guerra, E., de Lara, J.: Event-driven grammars: Relating abstract and concrete levels of visual languages. SoSyM, special section on ICGT'04 (2007) 317–347
8. de Lara, J., Bardohl, R., Ehrig, H., Ehrig, K., Prange, U., Taentzer, G.: Attributed graph transformation with node type inheritance. TCS **376**(3) (2007) 139–163
9. Heckel, R., Wagner, A.: Ensuring consistency of conditional graph rewriting - a constructive approach. ENTCS **2** (1995)
10. Stevens, P.: Bidirectional model transformations in QVT: Semantic issues and open questions. In: Proc. MoDELS'07. Volume 4735 of LNCS., Springer (2007) 1–15
11. Cabot, J., Clarisó, R., Guerra, E., de Lara, J.: Analysing graph transformation rules through OCL. In: To appear in Proc. ICMT'08. LNCS, Springer (2008)
12. Tratt, L.: A change propagating model transformation language. JOT **7**(3) (2008) 107–126
13. Lawley, M., Steel, J.: Practical declarative model transformation with Tefkat. In: MoDELS Satellite Events. Volume 3844 of LNCS., Springer (2005) 139–150
14. Greenyer, J.: A study of model transformation technologies: Reconciling TGGs with QVT. Master's thesis, University of Paderborn (2006)
15. Akehurst, D.H., Kent, S.: A relational approach to defining transformations in a metamodel. In: Proc. UML'02. Volume 2460 of LNCS., Springer (2002) 243–258
16. Braun, P., Marschall, F.: Transforming object oriented models with BOTL. ENTCS **72**(3) (2003)
17. Orejas, F., Ehrig, H., Prange, U.: A logic of graph constraints. In: Proc. FASE'08. Volume 4961 of LNCS., Springer (2008) 179–198
18. Kindler, E., Wagner, R.: Triple graph grammars: Concepts, extensions, implementations, and application scenarios. Technical Report TR-RI-07-284, Paderborn Univ. (2007)
19. de Lara, J., Guerra, E., Bottoni, P.: Triple patterns: Compact specifications for the generation of operational triple graph grammar rules. In: Proc. GT-VMT'07. Volume 6 of Electronic Communications of the EASST. (2007)
20. Guerra, E., de Lara, J.: Model view management with triple graph transformation systems. In: Proc. ICGT'06. Volume 4178 of LNCS., Springer (2006) 351–366

## Appendix: Proof of Some Results

**Proof of Prop. 1.** We show the equivalence of forward satisfiability, as a similar reasoning holds for the backwards one. We have to show that  $TrG \models_F T_1 =$

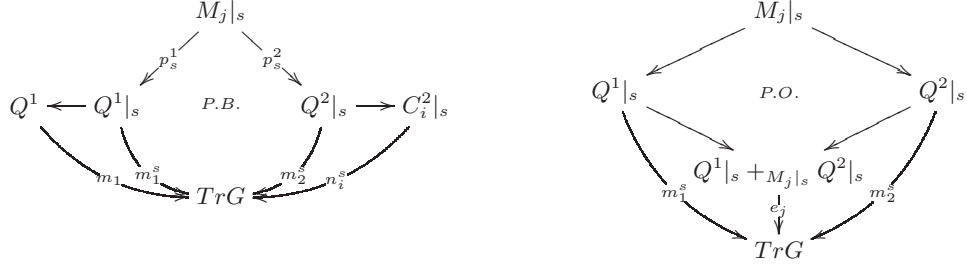
$\bigwedge_{k \in \{1,2\}} [\bigwedge_{i \in Pre^k} \overleftarrow{N}(C_i^k) \Rightarrow P(Q^k)]$  iff  $TrG \models_F T_2 = (\bigwedge_{k \in \{1,2\}} [\bigwedge_{i \in Pre^k} \overleftarrow{N}(C_i^k) \Rightarrow P(Q^k)]) \bigwedge_{M \in MIO(Q^1, Q^2)} [\bigwedge_{i \in Pre^1 \cup Pre^2} \overleftarrow{N}(C_i') \wedge \overleftarrow{P}(M) \Rightarrow P(Q^1 +_M Q^2)]$ . If  $TrG \models_F T_2$ , obviously  $TrG \models_F T_1$ . Lets then assume that  $TrG \models_F T_1$  and check all possible cases:

- (a) Both  $P(Q^i)$  are positively satisfied and there is one occurrence of both:  $\exists m_i^s: Q^i|_s \rightarrow TrG, m_i: Q^i \rightarrow TrG$  with  $m_i^s = m_i \circ q_i^s$  (see left of Fig. 19). There are two possibilities: either  $\exists M_j \in MIO(Q^1, Q^2) \cong m_1(Q^1) \times_{TrG} m_2(Q^2)$  or not. In the first case,  $S^j = [\overleftarrow{P}(M_j) \Rightarrow P(Q^1 +_{M_j} Q^2)]$  is positively satisfied and the other  $[\overleftarrow{P}(M_k) \Rightarrow P(Q^1 +_{M_k} Q^2)]$  are vacuously satisfied. This is so as we first build the P.O.  $Q^1 +_{M_j} Q^2$ , and then morphism  $m_j^s: Q^1 +_{M_j} Q^2 \rightarrow TrG$  exists due to the P.O. universal property (see left of Fig. 19). Moreover,  $m_j: P_s = M_j +_{M_j|_s} (Q^1 +_{M_j} Q^2)|_s \rightarrow TrG$  exists for the same reason (see right of Fig. 19). In the second case, all patterns  $[\overleftarrow{P}(M_k) \Rightarrow P(Q^1 +_{M_k} Q^2)]$  are vacuously satisfied.



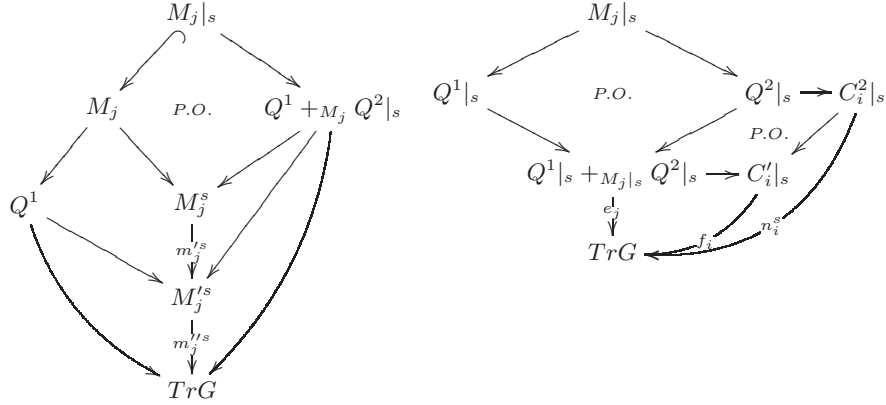
**Fig. 19.** Positive Satisfaction of  $P(Q^1 +_{M_j} Q^2)$  given positive satisfaction of  $P(Q^i)$ .

- (b)  $P(Q^1)$  is positively satisfied and  $P(Q^2)$  vacuously satisfied. In this case  $\nexists m_2^s: Q^2|_s \rightarrow TrG$ , and therefore  $\nexists m_k: M_k +_{M_k|_s} ((Q^1 +_{M_k} Q^2)|_s) \rightarrow TrG$  (because  $Q^2|_s \hookrightarrow M_k +_{M_k|_s} ((Q^1 +_{M_k} Q^2)|_s)$ ) and therefore each  $\overleftarrow{P}(M_k) \Rightarrow P(Q^1 +_{M_k} Q^2)$  is vacuously satisfied.
- (c) If both  $P(Q^i)$  are vacuously satisfied by the same reasoning each  $\overleftarrow{P}(M_k) \Rightarrow P(Q^1 +_{M_k} Q^2)$  is vacuously satisfied.
- (d) If  $P(Q^1)$  is positively satisfied and  $P(Q^2)$  is negatively satisfied (assume just one instance of each), then  $\exists m_1^s: Q^1|_s \rightarrow TrG, m_2^s: Q^2|_s \rightarrow TrG, m_1: Q^1 \rightarrow TrG, (C_i^2|_s = N_i^{2s}) \xrightarrow{n_i^s} TrG$  (see Fig. 2). There are two possibilities: either  $\exists M_j \in MIO(Q^1, Q^2)$  s.t.  $M_j|_s \cong m_1^s(Q^1|_s) \times_{TrG} m_2^s(Q^2|_s)$  or not. In the second case, all  $\overleftarrow{P}(M_k)$  are vacuously satisfied.
- In the first case we have that:
- $\exists e_j: Q^1|_s +_{M_j|_s} Q^2|_s = (Q^1 +_{M_j} Q^2)|_s \rightarrow TrG$  due to the P.O. universal property. See the right of Fig. 20.



**Fig. 20.** Positive Satisfaction of  $P(M_j)$  given positive satisfaction of  $P(Q^1)$  and negative satisfaction of  $P(Q^2)$ .

- $\exists m_j^s: M_j = M_j + M_j|_s \quad Q^1 + M_j \quad Q^2|_s \rightarrow TrG$  due to the P.O. universal property, thus the base morphism of  $M_j$  exists. See the left of Fig. 21. In this diagram, square  $M_j|_s \hookrightarrow M_j \rightarrow Q_1 \rightarrow M_j'^s = M_j|_s \rightarrow (Q^1 + M_j \quad Q^2)|_s \rightarrow M_j'^s$  is a P.O. Then,  $m_j^s = m_j''^s \circ m_j'^s$ .
- Morphism  $f_i: C_i'|_s \rightarrow TrG$  (where  $C_i'|_s$  is the source component of the pre-condition of  $M_j$  derived from  $C_i^2$ ) exists due to the universal P.O. property, see the right of Fig. 21. Therefore  $M_j$  is negatively satisfied. The other  $P(M_k)$  are vacuously satisfied.



**Fig. 21.** Positive Satisfaction of  $P(M_j)$  given positive satisfaction of  $P(Q^1)$  and negative satisfaction of  $P(Q^2)$ .

- (e) A similar reasoning follows if both  $P(Q^i)$  are negatively satisfied.
- (f) If  $P(Q^1)$  is negatively satisfied (with just one instance) and  $P(Q^2)$  is vacuously satisfied, then all  $P(M_j)$  are vacuously satisfied.

If there is more than one occurrence of a pattern either positively or negatively satisfied, we do all combinations but they reduce to the previous cases. Now



let's assume that some  $T_i$  is not satisfied. If  $TrG \not\models_F T_1$ , obviously  $TrG \not\models_F T_2$ . Let's assume that  $TrG \not\models_F T_2$ . We check all the cases:

- (a) If  $TrG \not\models_F P(Q^i)$ , then  $TrG \not\models_F T_1$ .
- (b) If  $TrG \not\models_F \overleftarrow{P}(M_j) \Rightarrow P(Q^1 +_{M_j} Q^2)$ , this means that  $\exists m_j^s: M_j +_{M_j|s} ((Q^1 +_{M_j} Q^2)|_s) \rightarrow TrG$ ,  $\nexists m_j: Q^1 +_{M_j} Q^2 \rightarrow TrG$  and  $\nexists n_u'^s: N_u' \rightarrow TrG$  (where  $N_u'$  are the derived negative pre-conditions). As  $m_j^s$  exists, both  $m_i^s: Q^i|_s \rightarrow TrG$  exist because  $Q^i|_s \hookrightarrow M_j +_{M_j|s} ((Q^1 +_{M_j} Q^2)|_s)$ . As no  $n_u'^s$  exists, the negative pre-conditions of  $Q^i$  are satisfied. As  $m_j$  does not exist, some  $m_i: Q^i \rightarrow TrG$  must not exist because  $Q^i \hookrightarrow Q^1 +_{M_j} Q^2$ . Thus, either  $TrG \not\models_F P(Q^1)$  or  $TrG \not\models_F P(Q^2)$ , therefore  $TrG \not\models_F T_1$ .

■

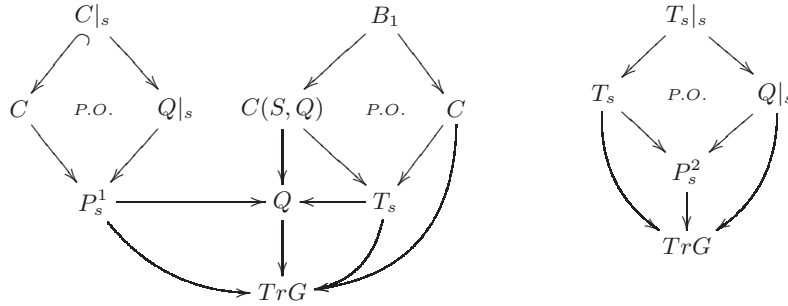
**Proof of Prop. 2.** The proof is similar to the one for S-Deduction. We show the equivalence of forward satisfiability, as a similar reasoning holds for the backwards one. We have to show that  $TrG \models_F T_1 = \bigwedge_{k \in \{1,2\}} [\bigwedge_{i \in Pre^k} \overleftarrow{N}(C_i^k) \wedge \overleftarrow{P}(C^k) \Rightarrow P(Q^k)]$  iff  $TrG \models_F T_2 = (\bigwedge_{k \in \{1,2\}} [\bigwedge_{i \in Pre^k} \overleftarrow{N}(C_i^k) \wedge \overleftarrow{P}(C^k) \Rightarrow P(Q^k)]) \bigwedge_{M \in MIO(Q^1, Q^2)} [\bigwedge_{i \in Pre^1 \cup Pre^2} \overleftarrow{N}(C_i') \wedge \overleftarrow{P}(P^c) \Rightarrow P(Q^1 +_M Q^2)]$  (see Fig. 6). If  $TrG \models_F T_2$ , obviously  $TrG \models_F T_1$ . Lets then assume that  $TrG \models_F T_1$  and check all possible cases:

- (a) Both  $P(Q^i)$  are positively satisfied and there is one occurrence of both:  $\exists m_i^s: P_s^i \rightarrow TrG, m_i: Q^i \rightarrow TrG$  with  $m_i^s = m_i \circ q_i^s$ . There are two possibilities: either  $\exists M_j \in MIO(Q^1, Q^2) \cong m_1(Q^1) \times_{TrG} m_2(Q^2)$  or not. In the second case, all  $S^k = [\overleftarrow{P}(P_k^c) \Rightarrow P(Q^1 +_{M_k} Q^2)]$  are vacuously satisfied. In the first case,  $S^j = [\overleftarrow{P}(P_j^c) \Rightarrow P(Q^1 +_{M_j} Q^2)]$  is positively satisfied and the other  $[\overleftarrow{P}(P_k^c) \Rightarrow P(Q^1 +_{M_k} Q^2)]$  are vacuously satisfied. This is so as (i)  $\exists Q^1 +_{M_j} Q^2$  due to the P.O. universal property, (ii)  $\exists P^c \rightarrow TrG$  for the same reason and (iii)  $\exists M_j^s \rightarrow TrG$ .
  - (b)  $P(Q^1)$  is positively satisfied and  $P(Q^2)$  vacuously satisfied. In this case  $\nexists m_2^s: P_s^2 \rightarrow TrG$ , and therefore  $\nexists m_j^c: P_j^c +_{P_j^c|s} ((Q^1 +_{M_j} Q^2)|_s) \rightarrow TrG$  (because  $Q^2|_s \hookrightarrow P_j^c +_{P_j^c|s} ((Q^1 +_{M_j} Q^2)|_s)$ ) and therefore each  $\overleftarrow{P}(P_k^c) \Rightarrow P(Q^1 +_{M_k} Q^2)$  is vacuously satisfied.
  - (c) If both  $P(Q^i)$  are vacuously satisfied by the same reasoning each  $\overleftarrow{P}(P_k^c) \Rightarrow P(Q^1 +_{M_k} Q^2)$  is vacuously satisfied.
  - (d) If  $P(Q^1)$  is positively satisfied and  $P(Q^2)$  is negatively satisfied (assume just one instance of each), then either all  $\overleftarrow{P}(P_k^c)$  are vacuously satisfied, or one  $\overleftarrow{P}(P_j^c)$  is negatively satisfied.
  - (e) A similar reasoning follows if both  $P(Q^i)$  are negatively satisfied.
  - (f) If  $P(Q^1)$  is negatively satisfied (with just one instance) and  $P(Q^2)$  is vacuously satisfied, then all  $\overleftarrow{P}(P_j^c)$  are vacuously satisfied.
- If there is more than one occurrence of a pattern either positively or negatively satisfied, we do all combinations but they reduce to the previous cases. If some  $T_i$  is not satisfied the proof is analogous to the one for S-Deduction.

■  
**Proof of Prop. 5.** We have to proof that if  $T_1 = \overleftarrow{P}(C) \Rightarrow P(Q)$  is satisfied, so is  $T_2 = \overleftarrow{P}(T_s) \Rightarrow P(Q)$  with  $C \hookrightarrow T_s \hookrightarrow Q$ . Again, we show forward satisfaction, as a similar reasoning holds for the backwards one.

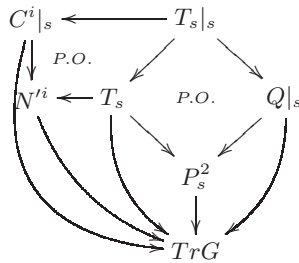
If  $TrG \models_F T_2$ , then  $TrG \models_F T_1$ . Let's assume that  $TrG \models_F T_1$  is satisfied and check all the cases:

- (a) If  $T_1$  is positively satisfied, then so is  $T_2$ , as Fig. 22 shows. The left diagram shows that  $\exists T_s \rightarrow TrG$  due to the P.O. universal property. The right diagram shows that  $\exists P_s^2 = T_s +_{T_s|_s} Q|_s \rightarrow TrG$  for the same reason.



**Fig. 22.** Positive satisfaction of  $T_2$  given positive satisfaction of  $T_1$ .

- (b) Lets assume that  $T_1$  is negatively satisfied. Then  $\exists C_i|_s \rightarrow N_i \rightarrow TrG$ . There are two options, either  $\exists Q \rightarrow TrG$  or not. In the first case, by item (a), we have that  $\exists T_s \rightarrow TrG$ . But then, by the P.O. universal property  $\exists N^i \rightarrow TrG$ , and hence  $T_2$  is negatively satisfied. If  $\nexists Q \rightarrow TrG$ , then either  $\exists P_s^2 \rightarrow TrG$  or not. In the first case  $\exists T_s \rightarrow TrG$  and therefore  $\exists N^i \rightarrow TrG$  and  $T_2$  is negatively satisfied. In the second case  $T_2$  is vacuously satisfied. See the left of Fig. 23.



**Fig. 23.** Satisfaction of  $T_2$  given negative satisfaction of  $T_1$  (left).

- (c) Lets assume that  $T_1$  is vacuously satisfied. Then (i)  $\nexists T_s \rightarrow TrG$ , because, as  $\exists C \rightarrow T_s$  if it would exist then we would have  $C \rightarrow TrG$ ; (ii)  $\nexists P_s^2 \rightarrow TrG$ , as  $\nexists T_s \rightarrow TrG$  and  $T_s \rightarrow P_s^2$ . Hence,  $T_2$  is vacuously satisfied.

■