

Pauli limiting and improved superconductivity in $\text{LaO}_{0.9}\text{F}_{0.1}\text{FeAs}_{1-\delta}$

G. Fuchs, S.-L. Drechsler*, N. Kozlova, G. Behr, A. Köhler, J. Werner, K. Nenkov, C. Hess, R. Klingeler, J.E. Hamann-Borrero, A. Kondrat, M. Grobosch, M. Knupfer, J. Freudenberger, B. Büchner, and L. Schultz
IFW Dresden, P.O. Box 270116, D-01171 Dresden, Germany

(Dated: May 29, 2019)

We report upper critical field $B_{c2}(T)$ data for disordered (As deficient) $\text{LaO}_{0.9}\text{F}_{0.1}\text{FeAs}_{1-\delta}$ in a wide temperature and field range up to 47 T. Due to the large initial slope of $dB_{c2}/dT \approx -5.4\text{T/K}$ near $T_c \approx 28.5$ K the T -dependence of the in-plane $B_{c2}(T)$ shows a clear flattening already near 23 K above 30 T which is interpreted as Pauli-limited behavior with $B_{c2}(0) \approx 63$ T. Our results are discussed in terms of disorder effects within conventional and unconventional superconductivity.

The discovery of rather high transition temperatures T_c in the layered compounds $\text{LaO}_{1-x}\text{F}_x\text{FeAs}$ [1, 2] has established a new family of superconductors. The substitution of La with other rare earths allows to achieve even T_c -values up to 55 K [3]. The usual *el-ph* mechanism has been ruled out by a much too weak coupling strength $\lambda \leq 0.2$ [4]. A large variety of nonstandard mechanisms mostly involving spin fluctuations has been proposed [5, 6, 7, 8, 9]. At present our knowledge about these fascinating systems is still poor. Together with the controversially discussed unconventional (*p*- and *d*-wave) *vs.* conventional (extended *s*-wave) symmetry and magnitudes of the superconducting order parameter Δ (gap) [10, 11], the upper critical field $B_{c2}(T)$ and its slope near T_c are fundamental quantities characterizing the superconducting state. Due to the involved Fermi velocities v_f in the clean limit it provides insight into the underlying yet unknown electronic structure which might be affected by a complex interplay of correlation effects [12], Hund's rule coupling [13] and by the vicinity of competing or perhaps even coexisting magnetic phases [14, 15, 16]. Controlled disorder provides insight into relevant scattering processes and in the symmetry of the pairing because any unconventional superconductivity in the sense of T_c and $dB_{c2}/dT|_{T_c}$ is expected to be suppressed by strong disorder [17, 18, 19, 20]:

$$-\ln\left(\frac{T_c}{T_{c0}}\right) = \psi\left(\frac{1}{2} + \frac{\beta T_{c0}}{2\pi T_c}\right) - \psi\left(\frac{1}{2}\right), \quad (1)$$

where $\psi(x)$ is the digamma function and $\beta = \gamma_{imp}/[2(1 + \lambda)T_{c0}]$ is the strong-coupling pair-breaking parameter which is connected with the residual resistivity ρ_0 and the plasma frequency Ω_p in the (*a*, *b*)-plane by the relation $\beta = \Omega_p^2 \rho_0 / 8\pi(1 + \lambda)T_{c0}$ [20]. Some, but much weaker, suppression might occur also for anisotropic or multiband *s*-wave superconductivity since the additional scattering may smear out the gap anisotropy. However, it will be shown here that surprisingly nothing similar happens in our case.

Experimentally, for low external fields $dB_{c2}/dT \approx -1.6\text{T/K}$ up to -2T/K at $T_c \approx 26$ K [21, 22] and up to -4T/K at $T_c \approx 20$ K [23] have been reported for the As stoichiometric La based compounds. Here, we report

with $dB_{c2}/dT \approx -5.4\text{T/K}$, to our knowledge one of the highest initial slopes of B_{c2} near T_c observed so far both for the La-series but even including also the closely related $\text{SmO}_{0.85}\text{F}_{0.15}\text{FeAs}$ where inspite of its higher T_c of 46 K only -5T/K [24] have been found. The O deficient compound $\text{SmO}_{0.85}\text{FeAs}$ exhibits a higher T_c but significantly smaller slopes $\approx -1\text{T/K}$ slightly below $T_c \approx 52.4$ K [16]. Furtheron, $\text{CeO}_{0.88}\text{F}_{0.12}\text{FeAs}$ with $T_c \approx 40$ K shows a slope of -3.86T/K (midpoint transition) [25]. Remarkably, for $\text{NdO}_{0.82}\text{F}_{0.18}\text{FeAs}$ with $T_c = 51$ K rather different slopes of -5.6T/K (polycrystalline sample) [26] and exceptional -9T/K (single crystal) [27] have been reported. However, both systems show different resistivity behaviors. Another important directly related information to be presented here is the detection of Pauli limiting behavior. It points to $B_{c2}(0) \approx 63$ T being much below frequently used naive WHH (Werthamer-Helfand-Hohenberg) [28] (~ 106 T in the our case) based estimates using steep slopes of B_{c2} near T_c . A triplet *p*-wave pairing [8, 9] would naturally explain the reported violation of the Pauli limit [21]. After presenting structure, resistivity and high-field data in the normal state which already point to deviations from the data of Ref. 21 as well as from all non-deficient As samples studied at the IFW Dresden so far [29, 30, 31, 32, 33], we will discuss the superconducting results in the light of these more general issues.

A polycrystalline sample of $\text{LaO}_{0.9}\text{F}_{0.1}\text{FeAs}_{1-\delta}$ was prepared from pure components (3N or better) using a two-step solid state reaction method, similar to that described in Ref. 35. In the first step, Fe powder and powdered As particles were milled, mixed and pressed into pellets under Ar atmosphere, and annealed at 500°C for 2 h and at 700°C for 10 h in an evacuated silica tube. In the second step, the Fe-As pellets were milled and mixed with La powder, annealed La_2O_3 powder, and anhydrous LaF_3 powder and subsequently pressed into pellets under a well defined pressure. Then, the samples were heated in an evacuated silica tube at 940°C for 8 h and at 1150°C for 48 h. In contrast to our previous preparation [29], a Ta foil was used to wrap the pellets. Ta acts as an As getter at high *T* forming a solid solution of about 9.5 at% As in Ta with a small layer of Ta_2As and

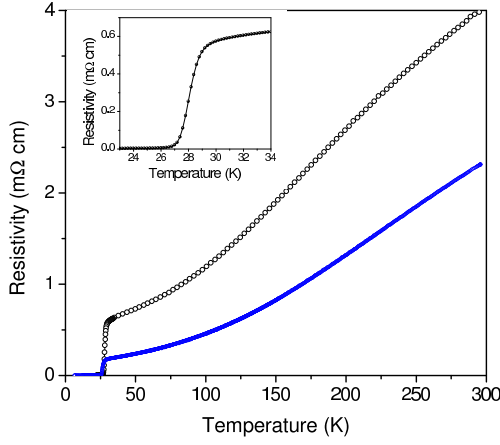


FIG. 1: (Color online) Resistivity at zero magnetic field of the $\text{LaO}_{0.9}\text{F}_{0.1}\text{FeAs}_{1-\delta}$, $\delta \approx 0.05$ to 0.1 ADS studied in the present paper. The inset shows the low- T resistivity near T_c . Solid line: a cleaner almost stoichiometric sample [33].

TaAs on top of the foil. This leads to an As loss in the pellets. The annealed pellets were ground and polished and the local composition of the resulting samples was investigated by wavelength-dispersive x-ray spectroscopy (WDX) in a scanning electron microscope. The sample consists of 1 to 20 μm sized grains of $\text{LaO}_{0.9}\text{F}_{0.1}\text{FeAs}_{1-\delta}$ ($\delta \sim 0.05$ to 0.1) where the F content slightly fluctuates between different grains. A powder x-ray diffraction study with a Rietveld refinement of the main phase yields slightly enhanced lattice constants: $a = 4.02819 \text{ \AA}$ and $c = 8.72397 \text{ \AA}$ compared to $a = 4.02043(4.02451) \text{ \AA}$ and $c = 8.69552(8.70995) \text{ \AA}$ for our cleanest sample with $T_c = 26.8 \text{ K}$ and an ordinary sample with $T_c = 26 \text{ K}$, respectively [33]. The latter are As-stoichiometric samples with the same $\text{F}_{0.1}$ -content. Surprisingly, the lattice constants of the ADS (As deficient sample) are close to those for underdoped samples near the border of magnetism and superconductivity in As-stoichiometric samples. The reduced charge of the anionic As layers suggests less attraction between them and the adjacent "cationic" central Fe and the charge reservoir $\text{LaO}_{0.9}\text{F}_{0.1}$ layers. This might explain the increase of c and due to the weakened Madelung potential also a reduced doping of the Fe-layer.

The electrical resistance was measured for a plate-like $\text{LaO}_{0.9}\text{F}_{0.1}\text{FeAs}_{1-\delta}$ ADS with nominal dimensions $3 \times 2.6 \times 0.53 \text{ mm}^3$ using the standard four-point method. Its resistivity $\rho(T)$ is shown in Fig. 1. The resistivity of this ADS in the normal state at 30 K, with about $0.6 \text{ m}\Omega\text{cm}$, clearly exceeds that reported for other $\text{LaO}_{0.9}\text{F}_{0.1}\text{FeAs}$ samples. Nevertheless, our ADS was found to exhibit a rather high T_c -value of 28.5 K defined at 90% of ρ in the normal state and a relatively sharp transition width (see inset of Fig. 1) which excludes an anomalous inhomogeneity. The low- T region above T_c with $\rho \propto T^2$, ascribed to a pronounced *el-el* scattering

was considered as a manifestation of the standard Fermi liquid picture [22], has been somewhat narrowed from 225 K to $T \leq 175 \text{ K}$ for this ADS. The $\rho(T)$ -dependence of this ADS resembles that of underdoped stoichiometric samples in the range of 0.05 to 0.07 F-content [33]. Since each As site is surrounded by four Fe sites, the effect of even few As vacancies might be drastic. Thus, a substantial shortening of the mean free path l up to few lattice constants a as estimated below from the observed enhanced field slope at T_c seems to be quite reasonable.

In Fig. 2, the electrical resistance of the studied ADS is plotted *vs.* T for applied dc fields up to 14 T . Resistance data *vs.* applied field of this ADS measured in pulsed fields up to 50 T are plotted in Fig. 3. These measurements were performed in the 50 T magnet of the Dresden-High-Magnetic-Field-Laboratory [34]. The agreement between increasing and decreasing field data confirms that this data are not affected by sample heating. At high fields a substantial broadening of the transition curves is observed as shown in both figures. It stems from the large anisotropy of $B_{c2}(T)$ expected for layered compounds as here [6, 36]. The B_{c2} was determined from the onset of superconductivity defining it at 90% of R_N , the resistance in the normal state. The so obtained B_{c2} values refer to those grains which are oriented with their *ab*-planes along the applied field. The $B_{c2}^{ab}(T)$ curve of our ADS is shown in Fig. 4. The comparison of the data from dc and pulsed field measurements in the field range up to 14 T confirms that both data sets do well agree. The $B_{c2}(T)$ -curve in Fig. 4 exhibits a surprisingly steep $dB_{c2}/dT|_{T_c} = -5.4 \text{ T/K}$ which exceeds the slopes reported for cleaner $\text{LaO}_{0.9}\text{F}_{0.1}\text{FeAs}$ samples by more than a factor of two [21, 22, 35]. This might point to strong impurity scattering in our ADS in accord with its enhanced residual resistivity at 30 K . For applied fields up to about 30 T , the $B_{c2}(T)$ data can be well described by the standard 3D WHH model [28]. Using

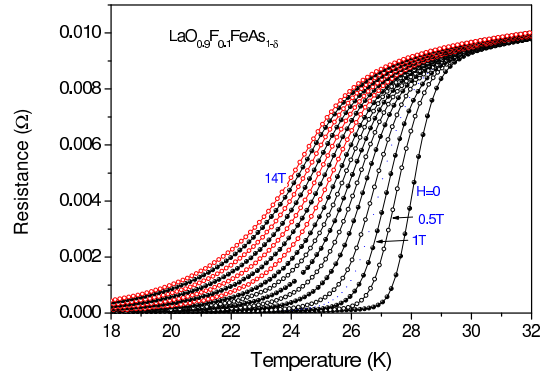


FIG. 2: (Color online) T -dependence of the resistance R for the ADS for various dc fields up to 14 T . Between 1 and 14 T , the applied magnetic field was increased stepwise in each case by 1 T .

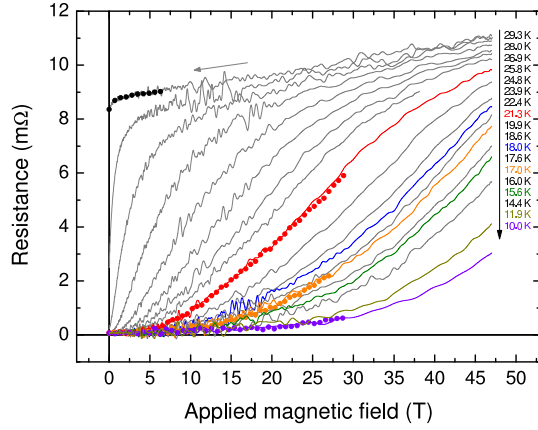


FIG. 3: (Color online) Field dependence of the resistance at fixed T (see legend) measured in pulsed fields up to 47 T. Solid lines: decreasing field; symbols: increasing field shown for four selected T -values.

$dB_{c2}/dT = -5.4$ T/K and $T_c = 28.5$ K, this model predicts $B_{c2}^*(0) = -0.69T_c(dB_{c2}/dT)_{T_c} = 106$ T at $T = 0$. However, for applied fields above 30 T or below 23 K increasing deviations of our $B_{c2}(T)$ data from the WHH curve are clearly visible. They increase with applied field. The flattening of $B_{c2}(T)$ at high fields point to its limitation by the Pauli spin paramagnetism. This effect is measured in the WHH model by the Maki parameter α

$$\alpha = \sqrt{2}B_{c2}^*(0)/B_p(0), \quad (2)$$

where $B_p(0)$ is the paramagnetically limited field [37]:

$$B_p(0)[\text{Tesla}] = 1.86\eta_{eff}\sqrt{1 + \lambda}T_c[\text{K}], \quad (3)$$

where λ is the *el-boson* coupling constant and $\eta_{eff} = \eta_{\Delta}\eta_{B_{c2}}(1 - I)$ is a strong-coupling and *el-el* correction [37]. Due to Pauli limiting, $B_{c2}(0)$ is suppressed to

$$B_{c2}^p(0) = B_{c2}^*(0)/\sqrt{1 + \alpha^2}. \quad (4)$$

Ignoring the weak spin-orbit scattering [38] for the sake of simplicity, we get $\alpha = 1.31$ and $B_{c2}^p(0) = 63$ T from Eqs. (2)-(4), using $\lambda = 0.5$ [31] for a representative value of the *el-boson* coupling constant for $\text{LaO}_{0.9}\text{F}_{0.1}\text{FeAs}_{1-\delta}$, $\eta_{eff} = 1.568$, and $B_{c2}^*(0) = 106$ T without Pauli limiting. The $B_{c2}^p(T)$ line plotted in Fig. 4 is based on Eq. (4) and was obtained by replacing $B_{c2}^*(0)$ entering its numerator and α by $B_{c2}^p(T, \alpha = 0)$ of the WHH model. This rough approximation of $B_{c2}^p(T)$ has been used to illustrate the Pauli limiting in the studied sample.

There are several possibilities to achieve high $B_{c2}(0)$ -values and similarly for $dB_{c2}/dT|_{T_c}$: (i) strong coupling, (ii) small Fermi velocities v_f , and (iii) strong intra-band scattering. Strong coupling can be empirically excluded for related systems [10, 31] Note that unconventional triplet *p*- or *d*-wave pairing [17, 18, 19] and (iii) can not

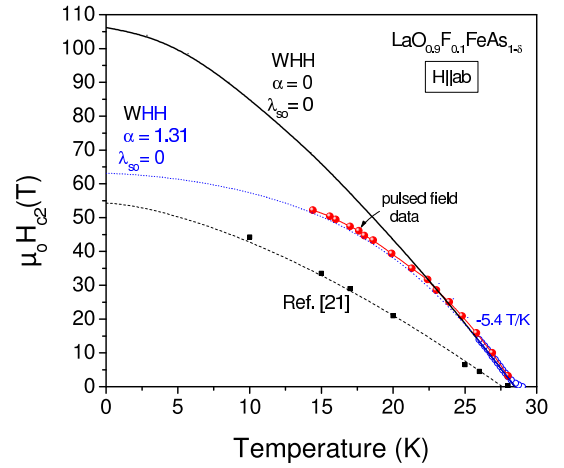


FIG. 4: Upper critical field vs. T for $H \parallel ab$. Data from dc (open circles) and pulsed field measurements (filled circles). The "data points" above 47 T (for $T = 16$ K, 15.6 K and 14.4 K) are obtained from Fig. 3 by a linear extrapolation of $R(B) < 0.9R_N$ to $R(B) = 0.9R_N$. For comparison, the data from Ref. 21 are shown, too (dashed line). Solid line: WHH prediction without Pauli limiting. Dotted line: $B_{c2}^*(T)$ for $\alpha = 1.31$ without spin-orbit scattering ($\lambda_{so} = 0$)

be reconciled. Hence, singlet extended *s*-wave pairing remains as a reasonable scenario. As mentioned above the residual resistivity ρ_0 of our ADS is enhanced compared to that of clean samples (see Fig. 1) examined so far in our studies. This points to strong intraband scattering. Adopting in accord with the single isotropic gap found for the related $\text{SmFeAsO}_{0.85}\text{F}_{0.15}$ system [10] an effective single-band *s*-wave picture [39], $B_{c2}^c(0)$ (and similarly for $B_{c2}^{ab}(0)$), written in convenient units, reads

$$B_{c2,cl}^c(0)[\text{T}] = 0.0237(1 + \lambda)^{2.2}T_c^2[\text{K}]/v_f^2[10^5\text{m/s}], \quad (5)$$

$$B_{c2}^c(0) = B_{c2,cl}^c(0)[1 + 0.13\gamma_{imp}[\text{K}]/(T_c(1 + \lambda))], \quad (6)$$

where λ is the relevant *el-boson* dimensionless coupling constant, γ_{imp} is the scattering rate, and v_f denotes the in-plane averaged Fermi velocity. The mass anisotropy $\gamma^2 = M/m$ which affects B_{c2}^{ab} varies according to the LDA-predictions [6, 31, 36] between 6.2 and 15. From the 5% level of the resistivity transition curves (see Fig. 5) a lower limit of about 3.7 for $\gamma = B_{c2}^{ab}/B_{c2}^c$ is estimated close to $\gamma \approx 4.5$ for a first tiny single crystal of the whole class ($\text{NdO}_{0.82}\text{F}_{0.12}\text{FeAs}$ [27]).

The $B_{c2}(T)$ data for the 10% R_N criterion show no Pauli limiting up to 33 T. Hence, for B_{c2}^c no Pauli limiting is expected. To simulate the substantially enhanced dB_{c2}/dT at T_c which, estimated in the weak-coupling approximation, is $\propto B_{c2}(0)$ [41], we adopt using Eq. (6) $\gamma_{imp} \approx 50$ meV, i.e. a situation intermediate between clean and dirty limit. The ratio between the BCS-coherence length ξ_0 and the mean free path l would be

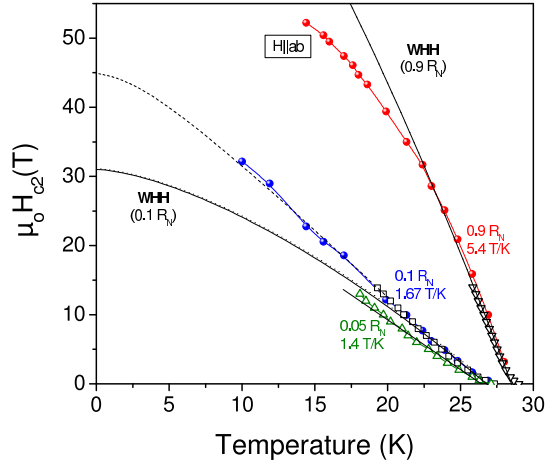


FIG. 5: (Color online) Upper critical field *vs.* *T* from 90%, 10% and 5% of R_N (i.e. the normal state resistance). Open symbols: dc field data (see Fig. 2). Filled circles: pulsed field data (see Fig. 3). Solid lines (for the 90% and 10% criterion): WHH model without Pauli limiting.

3.6 justifying roughly the above use of the dirty limit theory valid for $\xi_0/l \gg 1$. The increase of T_c is difficult to understand within a simple *s*-wave scenario. For instance, in V_3Si , Nb_3Sn and MgB_2 the slopes of B_{c2} raise with increasing disorder measured by ρ_0 , whereas their T_c 's slightly decrease [37, 40]. Here the raise of T_c might result from (i) a disorder-induced enhanced density of states $N(0)$, if the Fermi energy is located in a tail of a nearby broadened peak of $N(E)$, (ii) spin fluctuation *s*-wave pairing supported by weak *el-ph* interaction being pair-breaking in *p* and *d* channels, and/or (iii) a reduction of the nesting which favors competing magnetism. Further studies are required to settle these intriguing points. If the pairing in the clean samples is indeed unconventional, "nonmonotonous" disorder dependencies should first cause a weakening of that pairing followed by an improved *s*-wave pairing as probably observed here. Possibly, the strongly enhanced slope of -9 T/K observed in Ref. 27 compared with that of Ref. 26 with -5.6 T/K for the same nominal composition and the same $T_c = 51$ K are also related to disorder effects for the former as discussed here and as suggested by its low residual resistivity ratio of about 2, only.

To summarize, we reported a high-field study of a $LaO_{0.9}FeAs_{1-\delta}$ sample with improved superconductivity. It exhibits one of the highest slopes $dB_{c2}/dT|_{T_c} \approx -5.4$ T/K reported so far among all iron pnictides including even the "high- T_c " members with rare earth elements. At lower *T* a flattening of the $B_{c2}(T)$ -curve points to a Pauli limiting behavior with $B_{c2}(0) \approx 63$ T extrapolated. We ascribe this behavior to disorder effects in an extended *s*-wave state. Thus, controlled disorder provides a useful tool to study these novel lay-

ered superconductors. In view of the achieved improved $dB_{c2}/dT|_{T_c}$ at a higher T_c -value, the introduction of As vacancies or of other defects opens new routes for optimizing their properties. Its study should provide also a deeper insight into the specific role of As 4*p* orbitals played in the formation of quasiparticles relevant for the superconducting and normal state properties [42] as well as into that of the magnetic excitations. The Pauli limiting found here suggests to continue high-field measurements at least up to 70 T in order to elucidate if it really missing in clean samples as stated in Ref. 21? Apparently, the solution of this problem is of great importance for the evaluation of future high-field applications [43]. It would be also helpful to clarify the pairing symmetry in these samples.

We thank M. Deutschmann, R. Müller, S. Pichl, R. Schönfelder, S. Müller-Litvanyi, and A. Narduzzo for technical assistance. Discussions with H. Eschrig and K. Koepf are gratefully acknowledged.

-
- [*] Corr. author; electr. address: drechsler@ifw-dresden.de
- [1] Y. Kamihara *et al.*, J. Am. Chem. Soc. **130**, 3296 (2008).
 - [2] H. Takahashi *et al.*, Nature, **453**, 376 (2008).
 - [3] Z.-A. Ren *et al.*, Chin. Phys. Lett. **55**, 2215 (2008).
 - [4] L. Boeri *et al.*, arXiv: 0803.2703.
 - [5] G. Xu *et al.*, arXiv: 0803.1282.
 - [6] I.I. Mazin *et al.*, arXiv: 0803.2740.
 - [7] M.M. Korshunov and I. Eremin, arXiv: 0804.1793.
 - [8] P.A. Lee and Xiao-Gang Wen, arXiv: 0804.1739v2.
 - [9] Xi Dai *et al.*, arXiv:0803.3982.
 - [10] T.Y. Chen *et al.*, arXiv: 0805.4616.
 - [11] A. Dubrowka *et al.*, arXiv: 0805.1042.
 - [12] K. Haule *et al.*, arXiv: 0803.1279.
 - [13] K. Haule and G. Kotliar arXiv: 0805.0722.
 - [14] J. Dong *et al.*, arXiv: 0803.3426.
 - [15] Z.-Y. Weng, arXiv: 0804.3228.
 - [16] I. Felner *et al.*, arXiv: 0805.2794.
 - [17] J.-Y. Lin *et al.*, Phys. Rev. B **59**, 6047 (1999).
 - [18] C. Petrovic *et al.*, *ibid.* **66**, 054534 (2002).
 - [19] A.P. Mackenzie *et al.*, Phys. Rev. Lett. **80**, 161 (1998).
 - [20] R.J. Radtke *et al.*, Phys. Rev. B **48**, 653 (1993).
 - [21] F. Hunte *et al.*, Nature **453**, No. 7195 (in press) (2008).
 - [22] A. Sefat *et al.*, Phys. Rev. B **77**, 174503 (2008).
 - [23] G.F. Chen *et al.*, arXiv: 0803.0128.
 - [24] C. Senatore *et al.*, arXiv: 0805.2389.
 - [25] G.F. Chen *et al.*, arXiv: 0803.3790v3.
 - [26] X.L. Wang *et al.*, arXiv: 0806.0063.
 - [27] Y. Jia *et al.* arXiv: 0806.0532.
 - [28] N.R. Werthamer *et al.*, Phys. Rev. **147** 295 (1966).
 - [29] H. Luetkens *et al.*, arXiv: 0804.3115.
 - [30] H.-H. Klauss *et al.*, arXiv: 0805.0264.
 - [31] S.-L. Drechsler *et al.*, arXiv: 0805.1321.
 - [32] H.-J. Graefe *et al.*, arXiv: 0805.2595.
 - [33] C. Hess *et al.*, to be published.
 - [34] H. Krug *et al.*, Physica B **294-295**, 605 (2001).
 - [35] X. Zhu *et al.*, arXiv: 0803.1288.
 - [36] D.J. Singh and M.-H. Du, arXiv: 0803.0429.
 - [37] T.P. Orlando *et al.*, Phys. Rev. B **19**, 4545 (1979).

- [38] Spin-orbit scattering reduces the suppression of $B_{c2}(0)$ due to the Pauli limiting [37].
- [39] S.V. Shulga *et al.*, J. Low Temp. Phys. **129**, 93 (2002).
- [40] A. Gurevich, Physica C **456**, 160 (2007).
- [41] L.N. Bulayevskii *et al.*, Phys. Rev. B **38**, 11290 (1988).
- [42] F. Marsiglio and J.E. Hirsch, arXiv:0804.0002
- [43] In view of the observed Pauli limiting behavior for the *d*-wave superconductor $\text{YBa}_2\text{Cu}_3\text{O}_{7-\delta}$ with $T_c > 90$ K and a steep slope of -10 T/K but $B_{c2}^{ab}(0) \approx 250$ T, only, (T. Sekitani *et al.*, New J. Phys. **9**, 47 (2007)) recent rather optimistic estimates [24, 26, 27] predicting for the FeAs-based superconductors upper critical fields exceeding 150 T seems to be rather unlikely.