

# Pauli limiting behavior and enhanced upper critical fields of an As deficient $\text{LaO}_{0.9}\text{F}_{0.1}\text{FeAs}_{1-\delta}$ superconductor probed by high external fields

G. Fuchs, S.-L. Drechsler\*, N. Kozlova, G. Behr, A. Köhler, J. Werner, K. Nenkov, C. Hess, R. Klingeler, J.E. Hamann-Borrero, A. Kondrat, M. Grobosch, M. Knupfer, J. Freudenberger, B. Büchner, and L. Schultz  
*IFW Dresden, P.O. Box 270116, D-01171 Dresden, Germany*

(Dated: February 6, 2020)

We report upper critical field  $B_{c2}(T)$  data for disordered (As deficient)  $\text{LaO}_{0.9}\text{F}_{0.1}\text{FeAs}_{1-\delta}$  in a wide temperature and field range up to 47 T. Due to the large initial slope of  $dB_{c2}/dT \approx -5.4\text{T/K}$  near  $T_c \approx 28.5$  K the  $T$ -dependence of the in-plane  $B_{c2}(T)$  shows a clear flattening already near 23 K above 30 T which is interpreted as Pauli-limited behavior with  $B_{c2}(0) \approx 63$  T. Our results are discussed in terms of disorder effects within conventional and unconventional superconductivity.

The discovery of rather high transition temperatures  $T_c$  in the layered compounds  $\text{LaO}_{1-x}\text{F}_x\text{FeAs}$  [1, 2] has established a new family of superconductors. The substitution of La with other rare earths allows to achieve even  $T_c$ -values up to 55 K [3]. The usual *el-ph* mechanism has been ruled out by a much too weak coupling strength  $\lambda \leq 0.2$  [4]. A large variety of nonstandard mechanisms mostly involving spin fluctuations has been proposed [5, 6, 7, 8, 9]. At present our knowledge about these fascinating systems is still poor. Together with the controversially discussed unconventional (*p*- and *d*-wave) *vs.* conventional (extended *s*-wave) symmetry and magnitudes of the superconducting order parameter  $\Delta$  (gap)[10, 11], the upper critical field  $B_{c2}(T)$  and its slope near  $T_c$  are fundamental quantities characterizing the superconducting state. Due to the involved Fermi velocities  $v_f$  in the clean limit it provides insight into the underlying yet unknown electronic structure which might be affected by a complex interplay of correlation effects [12], Hund's rule coupling [13] and the vicinity of competing or perhaps even coexisting magnetic phases [14, 15, 16]. Controlled disorder provides insight into relevant scattering processes and in the symmetry of the pairing since any unconventional superconductivity in the sense of  $T_c$  and  $dB_{c2}/dT|_{T_c}$  is expected to be suppressed by strong disorder [17, 18, 19, 20]:

$$-\ln\left(\frac{T_c}{T_{c0}}\right) = \psi\left(\frac{1}{2} + \frac{\beta T_{c0}}{2\pi T_c}\right) - \psi\left(\frac{1}{2}\right), \quad (1)$$

where  $\psi(x)$  is the digamma function and  $\beta$  is the strong-coupling pair-breaking parameter  $\beta = \Omega_p^2 \rho_0 / 8\pi(1+\lambda)T_{c0}$  which is related to the residual resistivity  $\rho_0$  and the plasma energy  $\Omega_p$  in the (*a*,*b*)-plane. Some, but much weaker, suppression might occur also in the anisotropic or multiband *s*-wave case since the scattering may smear out the gap anisotropy. However, it will be shown that surprisingly nothing similar happens in our case.

Experimentally, for low external fields rather different slopes  $dB_{c2}/dT \approx -1.6\text{T/K}$  up to  $-2\text{T/K}$  at  $T_c \approx 26$  K [21, 22] and up to  $-4\text{T/K}$  at  $T_c \approx 20$  K [23] have been reported for the As stoichiometric La based compounds. Here, we report with  $dB_{c2}/dT \approx -5.4\text{T/K}$ , to our knowl-

edge one of the highest initial slopes of  $B_{c2}$  near  $T_c$  observed so far both for the La-series but even including also the closely related  $\text{SmO}_{0.85}\text{F}_{0.15}\text{FeAs}$  where in spite of its higher  $T_c$  of 46 K only  $-5\text{T/K}$  [24] have been found. The O deficient compound  $\text{SmO}_{0.85}\text{FeAs}$  exhibits a higher  $T_c$  but significantly smaller slopes  $\approx -1\text{T/K}$  slightly below  $T_c \approx 52.4$  K [16]. Furtheron,  $\text{CeO}_{0.88}\text{F}_{0.12}\text{FeAs}$  with  $T_c \approx 40$  K shows a slope of  $-3.86\text{T/K}$  (midpoint transition) [25]. Remarkably, for  $\text{NdO}_{0.82}\text{F}_{0.18}\text{FeAs}$  with  $T_c = 51$  K surprisingly rather different slopes of  $-5.6\text{T/K}$  (polycrystalline sample) [26] and exceptional  $-9\text{T/K}$  (single crystal) [27] have been reported. Another important directly related information to be presented here is the detection of Pauli limiting (PL) behavior. It points to  $B_{c2}(0) \approx 63$  T being much below frequently used naive WHH (Werthamer-Helfand-Hohenberg) [28] ( $\sim 106$  T in our case) based estimates using steep slopes of  $B_{c2}$  near  $T_c$ . A triplet *p*-wave pairing [8, 9] or (below 50 T) strong coupling would naturally explain the reported absence of PL [21]. After presenting structure, resistivity and high-field data in the normal state which already point to deviations from the data of Ref. 21 as well as from all non-deficient As samples studied at the IFW Dresden so far [29, 30, 31, 32, 33], we will discuss the high-field results in the light of these more general issues.

A polycrystalline sample of  $\text{LaO}_{0.9}\text{F}_{0.1}\text{FeAs}_{1-\delta}$  was prepared as described in our previous work [29, 30, 31, 32, 33] and in Ref. 35. However, in contrast to that work a Ta foil was used to wrap the pellets. Ta acts as an As getter at high  $T$  forming a solid solution of about 9.5 at% As in Ta with a small layer of  $\text{Ta}_2\text{As}$  and TaAs on top of the foil. This leads to an As loss in the pellets. The annealed pellets were ground and polished and the local composition of the resulting samples was investigated by wavelength-dispersive x-ray spectroscopy (WDX) in a scanning electron microscope. The sample consists of 1 to 20  $\mu\text{m}$  sized grains of  $\text{LaO}_{0.9}\text{F}_{0.1}\text{FeAs}_{1-\delta}$  ( $\delta \sim 0.05$  to 0.1) where the F content slightly fluctuates between different grains. A powder x-ray diffraction study with a Rietveld refinement of the main phase yields slightly enhanced lattice constants:  $a = 4.02819\text{Å}$  and  $c = 8.72397\text{Å}$  compared to  $a = 4.02043(4.02451)\text{Å}$

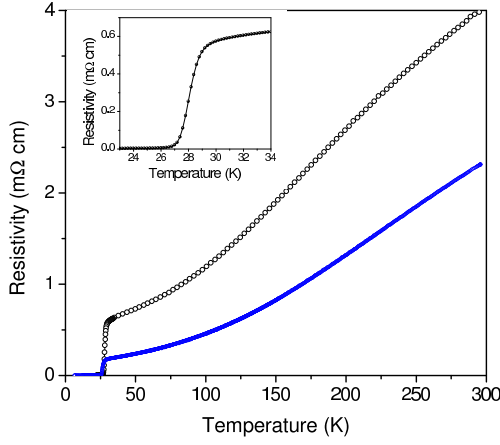


FIG. 1: (Color online) Resistivity at zero magnetic field of the  $\text{LaO}_{0.9}\text{F}_{0.1}\text{FeAs}_{1-\delta}$ ,  $\delta \approx 0.05$  to  $0.1$  ADS studied in the present paper. The inset shows the low- $T$  resistivity near  $T_c$ . Solid line: a cleaner almost stoichiometric sample [33].

and  $c = 8.69552(8.70995)$  Å for our cleanest sample with  $T_c = 26.8$  K and an ordinary sample with  $T_c = 26$  K, respectively [33]. The latter are almost As-stoichiometric samples with the same  $\text{F}_{0.1}$ -content. Surprisingly, the lattice constants of the ADS (As deficient sample) are close to those for underdoped samples near the border of magnetism and superconductivity in As-stoichiometric samples. The reduced charge of the anionic As layers suggests less attraction between them and the adjacent "cationic" central Fe and the charge reservoir  $\text{LaO}_{0.9}\text{F}_{0.1}$  layers. This might explain the increase of  $c$  and due to the weakened Madelung potential also a reduced doping of the Fe-layer.

The electrical resistance was measured for a plate-like  $\text{LaO}_{0.9}\text{F}_{0.1}\text{FeAs}_{1-\delta}$  ADS with nominal dimensions  $3 \times 2.6 \times 0.53$  mm<sup>3</sup> using the standard four-point method. Its resistivity  $\rho(T)$  is shown in Fig. 1. The resistivity of this ADS in the normal state at 30 K, with about 0.6 mΩcm, clearly exceeds that reported for other  $\text{LaO}_{0.9}\text{F}_{0.1}\text{FeAs}$  samples. Nevertheless, our ADS was found to exhibit a rather high  $T_c$ -value of 28.5 K defined at 90% of  $\rho$  in the normal state and a relatively sharp transition width (see inset of Fig. 1) which excludes an anomalous inhomogeneity. The low- $T$  region above  $T_c$  with  $\rho \propto T^2$ , ascribed to a pronounced *el-el* scattering was considered as a manifestation of the standard Fermi liquid picture [22], has been somewhat narrowed from 225 K to  $T \leq 175$  K for this ADS. The  $\rho(T)$ -dependence of this ADS resembles that of underdoped stoichiometric samples in the range of 0.05 to 0.07 F-content [33]. Since each As site is surrounded by four Fe sites, the effect of even few As vacancies might be drastic. Thus, a substantial shortening of the mean free path  $l$  up to few lattice constants  $a$  as estimated below from the observed enhanced field slope at  $T_c$  seems to be quite reasonable.

In Fig. 2, the electrical resistance of the studied ADS is plotted *vs.*  $T$  for applied dc fields up to 14 T. Resistance data *vs.* applied field of this ADS measured in pulsed fields up to 50 T are plotted in Fig. 3. These measurements were performed in the 50 T magnet of the Dresden-High-Magnetic-Field-Laboratory [34]. The agreement between increasing and decreasing field data confirms that this data are not affected by sample heating. At high fields a substantial broadening of the transition curves is observed as shown in both figures. It stems from the large anisotropy of  $B_{c2}(T)$  expected for layered compounds as here [6, 36].  $B_{c2}$  was determined from the onset of superconductivity defining it at 90% of  $R_N$ , the resistance in the normal state. These  $B_{c2}$  values refer to those grains which are oriented with their *ab*-planes along the applied field. The  $B_{c2}^{ab}(T)$  curve of our ADS is shown in Fig. 4. The comparison of the data from dc and pulsed field measurements in the field range up to 14 T confirms that both data sets do well agree. The  $B_{c2}(T)$ -curve in Fig. 4 shows a surprisingly steep  $dB_{c2}/dT|_{T_c} = -5.4$  T/K which exceeds the slopes reported for cleaner non-ADS samples by more than a factor of two [21, 22, 35]. This might point to strong impurity scattering in our ADS in accord with its enhanced resistivity at 30 K. For applied fields up to about 30 T, the  $B_{c2}(T)$  data can be well described by the standard WHH model [28]. Using  $dB_{c2}/dT = -5.4$  T/K and  $T_c = 28.5$  K, this model predicts  $B_{c2}^*(0) = -0.69 T_c (dB_{c2}/dT)_{T_c} = 106$  T at  $T = 0$ . However, for applied fields above 30 T or below 23 K increasing deviations of the  $B_{c2}(T)$  data from the WHH-curve are clearly visible. They increase with applied field. The flattening of  $B_{c2}(T)$  at high fields points to its limitation by the Pauli spin paramagnetism. This effect is measured in the WHH model by the Maki parameter  $\alpha$

$$\alpha = \sqrt{2} B_{c2}^*(0) / B_p(0), \quad (2)$$

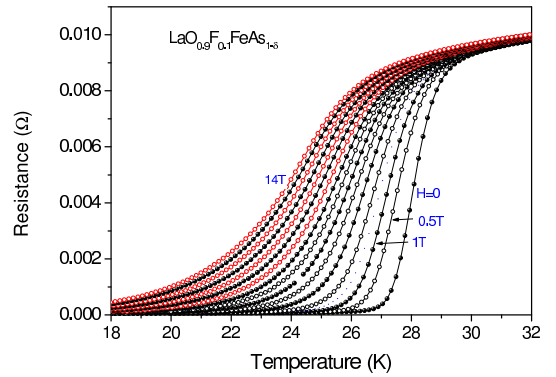


FIG. 2: (Color online)  $T$ -dependence of the resistance  $R$  for the ADS for various dc fields up to 14 T. Between 1 and 14 T, the applied magnetic field was increased steps of 1 T.

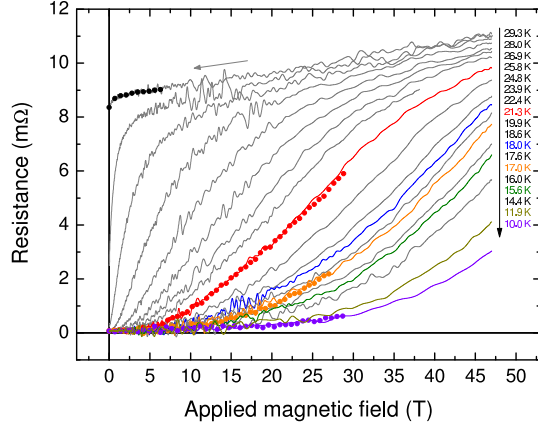


FIG. 3: (Color online) Field dependence of the resistance at fixed  $T$  (see legend) measured in pulsed fields up to 47 T. Solid lines: decreasing field; symbols: increasing field shown for four selected  $T$ -values.

where  $B_p(0)$  is the paramagnetically limited field [37]:

$$B_p(0)[\text{Tesla}] = 1.86\eta_{\text{eff}}(\lambda)T_c[\text{K}], \quad (3)$$

where  $\eta_{\text{eff}} = (1 + \lambda)^\varepsilon \eta_{\Delta} \eta_{B_{c2}} (1 - I)$  is a correction to BCS due to the *el-boson* and *el-el* interaction ( $I$  is the Stoner factor) [37, 38].  $\eta_{\text{eff}}$  depends on the *el-boson* coupling constant  $\lambda$  and  $\varepsilon = 0.5, 1$  according to Refs. 37, 38, respectively. Due to PL,  $B_{c2}(0)$  is lowered to

$$B_{c2}^p(0) = B_{c2}^*(0) / \sqrt{1 + \alpha^2}. \quad (4)$$

Ignoring the weak spin-orbit scattering for the sake of simplicity, we get  $\alpha = 1.31$  and  $B_{c2}^p(0) = 63$  T from Eqs. (2)-(4), using  $\lambda = 0.5$  [31] for a representative value of the *el-boson* coupling constant for  $\text{LaO}_{0.9}\text{F}_{0.1}\text{FeAs}_{1-\delta}$ ,  $\eta_{\text{eff}} = 1.92$ , and  $B_{c2}^*(0) = 106$  T without PL. The  $B_{c2}^p(T)$  line plotted in Fig. 4 is based on Eq. (4) and was obtained by replacing  $B_{c2}^*(0)$  entering its numerator and  $\alpha$  by  $B_{c2}^*(T, \alpha = 0)$  of the WHH model. This rough approximation of  $B_{c2}^p(T)$  has been used to illustrate the PL in the studied ADS.

High  $B_{c2}(0)$ -values and similarly for  $dB_{c2}/dT|_{T_c}$  can be achieved by: (i) strong coupling, (ii) small Fermi velocities  $v_f$ , and (iii) strong intra-band scattering. Strong coupling can be excluded empirically for related systems [10, 31]. Note that unconventional triplet *p*- or *d*-wave pairing [17, 18, 19] and (iii) can not be reconciled. Hence, singlet extended *s*-wave pairing remains as a reasonable scenario. As mentioned above the residual resistivity  $\rho_0$  of our ADS is enhanced compared to that of clean samples (see Fig. 1) examined so far in our studies. This points to strong intraband scattering. Adopting in accord with the single isotropic gap found for  $\text{SmFeAsO}_{0.85}\text{F}_{0.15}$  [10] an effective single-band *s*-wave picture [39],  $B_{c2}^c(0)$  (and similarly for  $B_{c2}^{ab}(0)$ ), written in convenient units, reads

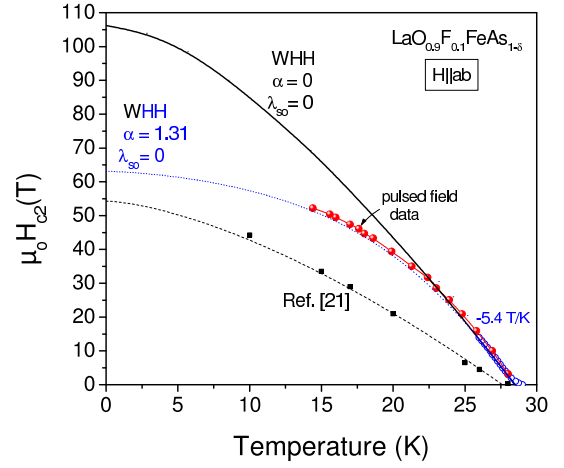


FIG. 4:  $B^a b_{c2}$  vs.  $T$ . Data from dc (open circles) and pulsed field measurements (filled circles). The "data points" above 47 T (for  $T = 16$  K, 15.6 K and 14.4 K) are obtained from Fig. 3 by a linear extrapolation of  $R(B) < 0.9 R_N$  to  $R(B) = 0.9 R_N$ . For comparison, the data from Ref. 21 are shown, too (dashed line). Solid line: WHH-model without PL. Dotted line:  $B_{c2}^*(T)$  for  $\alpha = 1.31$  without spin-orbit scattering.

$$B_{c2,cl}^c(0)[\text{T}] = 0.0237 (1 + \lambda)^{2.2} T_c^2[\text{K}] / v_f^2 [10^5 \text{m/s}], \quad (5)$$

$$B_{c2}^c(0) = B_{c2,cl}^c(0) [1 + 0.13\gamma_{\text{imp}}[\text{K}] / (T_c(1 + \lambda))], \quad (6)$$

where  $\lambda$  is the relevant *el-boson* coupling constant,  $\gamma_{\text{imp}}$  is the scattering rate, and  $v_f$  denotes the in-plane averaged Fermi velocity. The mass anisotropy  $\gamma^2 =$

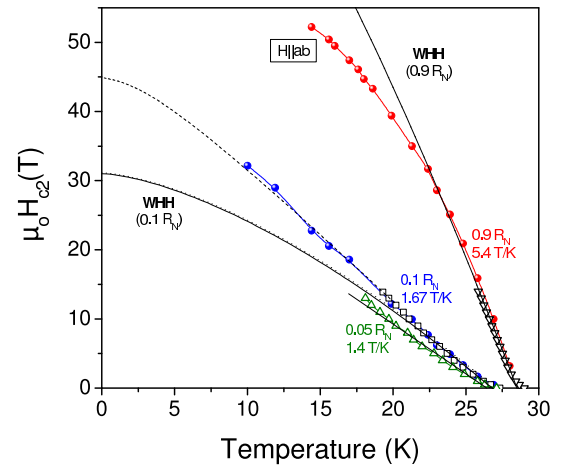


FIG. 5: (Color online) Upper critical field vs.  $T$  from 90%, 10% and 5% of  $R_N$  (i.e. the normal state resistance). Open symbols: dc field data (see Fig. 2). Filled circles: pulsed field data (see Fig. 3). Solid lines (for the 90% and 10% criteria): WHH model without PL.

$M/m$  which affects  $B_{c2}^{ab}$  varies according to the LDA-predictions [6, 31, 36] between 6.2 and 15. From the 5% level of the resistivity transition curves (see Fig. 5) a lower limit of about 3.7 for  $\gamma = B_{c2}^{ab}/B_{c2}^c$  is estimated close to  $\gamma \approx 4.5$  for the first single crystal of the whole class (NdO<sub>0.82</sub>F<sub>0.12</sub>FeAs [27]). The reduced  $\gamma$  of these samples compared with Refs. 11, 42 might be ascribed also to disorder provided in both cases a less anisotropic Fermi surface sheet is involved like in MgB<sub>2</sub> [40]. The  $B_{c2}(T)$  data for the 10%  $R_N$  criterion show no PL up to 33 T. Hence, for  $B_{c2}^c$  no PL is expected. To simulate the substantially enhanced  $dB_{c2}/dT$  at  $T_c$  which, estimated in the weak-coupling regime, is  $\propto B_{c2}(0)$  [41], we adopt using Eq. (6)  $\gamma_{imp} \approx 50$  meV, i.e. a situation intermediate between clean and dirty limit. The ratio between the BCS-coherence length  $\xi_0$  and the mean free path  $l$  would be 3.6 justifying roughly the above use of the dirty limit theory valid for  $\xi_0/l \gg 1$ . The increase of  $T_c$  is difficult to understand within a simple  $s$ -wave scenario. For instance, in V<sub>3</sub>Si, Nb<sub>3</sub>Sn and MgB<sub>2</sub> the slopes of  $B_{c2}$  raise with increasing disorder measured by  $\rho_0$ , whereas their  $T_c$ 's slightly decrease [37, 40]. Here the raise of  $T_c$  might result from (i) a disorder-induced enhanced density of states  $N(0)$ , if the Fermi energy is located in a tail of a nearby broadened peak of  $N(E)$ , (ii) spin fluctuation  $s$ -wave pairing supported by weak  $el$ - $ph$  interaction being pair-breaking in  $p$  and  $d$  channels, and/or (iii) a reduction of the nesting which favors competing magnetism. If the pairing in the clean samples is indeed unconventional, "nonmonotonous" disorder dependencies should first cause a weakening of that pairing followed by an improved  $s$ -wave pairing as probably observed here. Possibly, the steepest slope of -9 T/K observed in Ref. 27 compared with -5.6 T/K [26] for both the same nominal composition and  $T_c = 51$  K is also related to disorder effects for the former as discussed here. This is suggested by its low residual resistivity ratio of about 2, only.

To summarize, we reported a high-field study of a LaO<sub>0.9</sub>F<sub>0.1</sub>FeAs<sub>1- $\delta$</sub>  sample with improved superconductivity. It exhibits a rather high slope  $dB_{c2}/dT|_{T_c} \approx -5.4$  T/K reported so far for all iron pnictides including even the "high- $T_c$ " members with rare earth elements. At lower  $T$  a flattening of the  $B_{c2}(T)$ -curve points to Pauli limiting behavior with  $B_{c2}(0) \approx 63$  T extrapolated. We ascribe this behavior to disorder effects in an extended  $s$ -wave state. Thus, controlled disorder provides a useful tool to study these novel layered superconductors. In view of the achieved improved  $dB_{c2}/dT|_{T_c}$  at a higher  $T_c$ -value, the introduction of As vacancies or of other defects opens new routes for optimizing their properties. Its study should provide also a deeper insight into the specific role of As  $4p$  orbitals played in the formation of quasiparticles relevant for the superconducting and normal state properties [43] as well as into that of the magnetic excitations. The Pauli limiting found here suggests to continue high-field measurements at least up to 70 T

in order to elucidate is there still much room for increasing  $B_{c2}$  beyond that range? Apparently, the solution of this problem is of great importance for the evaluation of future high-field applications [44]. It would be also helpful to clarify the pairing symmetry in these samples.

We thank M. Deutschmann, R. Müller, S. Pichl, R. Schönfelder, S. Müller-Litvanyi, and A. Narduzzo for technical assistance. Discussions with H. Eschrig and K. Koepernik are grateful acknowledged.

- 
- [\*] Corr. author; electr. address: drechsler@ifw-dresden.de
  - [1] Y. Kamihara *et al.*, J. Am. Chem. Soc. **130**, 3296 (2008).
  - [2] H. Takahashi *et al.*, Nature, **453**, 376 (2008).
  - [3] Z.-A. Ren *et al.*, Chin. Phys. Lett. **55**, 2215 (2008).
  - [4] L. Boeri *et al.*, arXiv: 0803.2703.
  - [5] G. Xu *et al.*, arXiv: 0803.1282.
  - [6] I.I. Mazin *et al.*, arXiv: 0803.2740.
  - [7] M.M. Korshunov and I. Eremin, arXiv: 0804.1793.
  - [8] P.A. Lee and Xiao-Gang Wen, arXiv: 0804.1739v2.
  - [9] Xi Dai *et al.*, arXiv:0803.3982.
  - [10] T.Y. Chen *et al.*, arXiv: 0805.4616.
  - [11] A. Dubrowka *et al.*, arXiv: 0805.1042.
  - [12] K. Haule *et al.*, arXiv: 0803.1279.
  - [13] K. Haule and G. Kotliar arXiv: 0805.0722.
  - [14] J. Dong *et al.*, arXiv: 0803.3426.
  - [15] Z.-Y. Weng, arXiv: 0804.3228.
  - [16] I. Felner *et al.*, arXiv: 0805.2794.
  - [17] J.-Y. Lin *et al.*, Phys. Rev. B **59**, 6047 (1999).
  - [18] C. Petrovic *et al.*, ibid. **66**, 054534 (2002).
  - [19] A.P. Mackenzie *et al.*, Phys. Rev. Lett. **80**, 161 (1998).
  - [20] R.J. Radtke *et al.*, Phys. Rev. B **48**, 653 (1993).
  - [21] F. Hunte *et al.*, Nature **453**, No. 7195 (in press) (2008).
  - [22] A. Sefat *et al.*, Phys. Rev. B **77**, 174503 (2008).
  - [23] G.F. Chen *et al.*, arXiv: 0803.0128.
  - [24] C. Senatore *et al.*, arXiv: 0805.2389
  - [25] G.F. Chen *et al.*, arXiv: 0803.3790v3.
  - [26] X.L. Wang *et al.*, arXiv: 0806.0063.
  - [27] Y. Jia *et al.* arXiv: 0806.0532.
  - [28] N.R. Werthamer *et al.*, Phys. Rev. **147** 295 (1966).
  - [29] H. Luetkens *et al.*, arXiv: 0804.3115.
  - [30] H.-H. Klauss *et al.*, arXiv: 0805.0264
  - [31] S.-L. Drechsler *et al.*, arXiv: 0805.1321.
  - [32] H.-J. Grafe *et al.*, arXiv: 0805.2595.
  - [33] C. Hess *et al.*, to be published.
  - [34] H. Krug *et al.*, Physica B **294-295**, 605 (2001).
  - [35] X. Zhu *et al.*, arXiv: 0803.1288.
  - [36] D.J. Singh and M.-H. Du, arXiv: 0803.0429.
  - [37] T.P. Orlando *et al.*, Phys. Rev. B **19**, 4545 (1979).
  - [38] M. Schossmann and J.P. Carbotte, ibid. **39**, 4210 (1989).
  - [39] S.V. Shulga *et al.*, J. Low Temp. Phys. **129**, 93 (2002).
  - [40] A. Gurevich, Physica C **456**, 160 (2007).
  - [41] L.N. Bulayevskii *et al.*, Phys. Rev. B **38**, 11290 (1988).
  - [42] S. Weyeneth *et al.*, arXiv:0806.1024.
  - [43] F. Marsiglio and J.E. Hirsch, arXiv: 0804.0002
  - [44] In view of the observed PL for the  $d$ -wave system YBa<sub>2</sub>Cu<sub>3</sub>O<sub>7- $\delta$</sub>  with  $T_c > 90$  K and a steep slope of -10 T/K but  $B_{c2}^{ab}(0) \approx 250$  T, only, (T. Sekitani *et al.*, New J. Phys. **9**, 47 (2007)) recent rather optimistic estimates

[24, 26, 27] predicting for the FeAS-based superconductors  $B_{c2}(0) > 150$  T seem to be unlikely.