

Moving vortex matter with coexisting vortices and anti-vortices

Gilson Carneiro

Instituto de Física, Universidade Federal do Rio de Janeiro C.P. 68528, 21941-972 Rio de Janeiro-RJ, Brazil

E-mail: gmc@if.ufrj.br

Abstract. Moving vortex matter, driven by transport currents independent of time, in which vortices and anti-vortices coexist is investigated theoretically in thin superconducting films with nanostructured defects. A simple London model is proposed for the vortex dynamics in films with periodic arrays of nanomagnets or cylindrical holes (antidots). Common to these films is that vortex anti-vortex pairs may be created in the vicinity of the defects by relatively small transport currents, because it adds to the current generated by the defects - the nanomagnets screening current, or the antidots backflow current - and may exceed locally the critical value for vortex anti-vortex pair creation. The model assumes that vortex matter dynamics is governed by Langevin equations, modified to account for creation and annihilation of vortex anti-vortex pairs. For pair creation, it is assumed that whenever the total current at some location exceeds a critical value, equal to that needed to separate a vortex from an anti-vortex by a vortex core diameter, a pair is created instantaneously around this location. Pair annihilation occurs by vortex anti-vortex collisions. The model is applied to films at zero external magnetic field and low temperatures. It is found that several moving vortex matter steady-states with equal numbers of vortices and anti-vortices are possible.

The dynamics of vortex matter in thin superconducting films with nanostructured defects has attracted a great deal of attention recently [1]. Most works done so far assume that the vortex matter is made up of identical vortices with unit vorticity, and that the laws governing its motion are those for ordinary matter consisting of identical classical particles with zero mass [2]. However, an important difference between vortex matter and ordinary matter is that vortex anti-vortex (v-av) pairs can be created by thermal fluctuations or by supercurrents, and annihilated by collisions [3]. These processes can be neglected only at low temperatures, and for supercurrents everywhere small compared to the critical current for v-av pair creation. These conditions are well satisfied in homogeneous films at low temperatures, and when the transport current is uniform, since it cannot exceed the critical current, otherwise superconductivity is destroyed by proliferation of v-av pairs. However, in films with nanostructured defects, the supercurrent is not in general uniform, and may exceed the critical current locally, creating only a few v-av pairs. As a consequence, superconductivity is not destroyed, and states of moving vortex matter with coexisting vortices and anti-vortices are produced. These states exist even in the absence of applied magnetic fields. Two systems are considered here: i) films with arrays of nanomagnets, for which the transport current is uniform, but a non-uniform screening current flows, induced by the nanomagnets. ii) films with arrays of holes, for which the transport current itself is non-uniform, because it cannot go through the holes. This paper demonstrates the existence of such states at zero applied fields, and studies some of its properties.

The theoretical model is the following. Vortex matter in thin superconducting films, characterized by thickness d , penetration depth $\lambda \gg d$, and vortex core radius ξ , interact with the following defect arrays: i) a square lattice of magnetic dipoles, with magnetic moment \mathbf{m} parallel to one of the unit cell sides ($\mathbf{m} = m\hat{\mathbf{x}}$), placed at a distance z_0 from the film surface (Fig.1). ii) a square lattice of cylindrical holes (antidots) of radius $R \gg \xi$ (Fig.1). In both cases the defect lattice unit cell has dimensions $a_d \times a_d$. The vortex matter is modeled as a system of classical particles with zero mass. To account for v-av pair creation and annihilation, it is assumed that *the time evolution can be broken into two parts: motion of the vortices and anti-vortices, and creation of v-av pairs*. The first part is governed by Langevin equations [2]

$$\eta \frac{d\mathbf{r}_j(t)}{dt} = q_j(\mathbf{F}_j^v + \mathbf{F}_j^d + \mathbf{F}_j) + \mathbf{\Gamma}_j, \quad (1)$$

where η is the friction coefficient, j labels vortices and anti-vortices present at time t , $\mathbf{r}_j(t)$ and $q_j = \pm 1, \pm 2, \dots$ denote, respectively, the corresponding position vectors and vorticities ($q > 0$ for vortices, $q < 0$ for anti-vortices). \mathbf{F}_j^v , and \mathbf{F}_j^d are, respectively, the forces of interaction of a test vortex ($q = 1$) located at $\mathbf{r}_j(t)$ with the other vortices and anti-vortices, and with the defect array. \mathbf{F}_j is the Lorentz force of the transport current, \mathbf{J} , on a test vortex at $\mathbf{r}_j(t)$, that is $\mathbf{F}_j = (\phi_0 d/c) \mathbf{J} \times \hat{\mathbf{z}}$. $\mathbf{\Gamma}_j$ is the random force. In the film with the dipole array, \mathbf{J} is uniform and makes an angle α with the y -axis (Fig.1). In both cases \mathbf{J} is independent of time. The forces \mathbf{F}^v and \mathbf{F}^d are also the Lorentz forces on a test vortex due, respectively, to the currents generated by the other vortices and anti-vortices, $\mathbf{J}_v(\mathbf{r})$, and by the defect array, $\mathbf{J}_d(\mathbf{r})$. These equations naturally account for v-av pair annihilation, which happen when a vortex and an anti-vortex collide. For v-av pair creation, *the model assumes that if, at a given instant of time, the current at some location exceeds a critical value, a v-av pair is added around this location instantaneously*.

The force \mathbf{F}^v is given by $\mathbf{F}_j^v = -\nabla_j \sum_i q_i U_{vv}(\mathbf{r}_j - \mathbf{r}_i)$, where $U_{vv}(\mathbf{r})$ is the vortex-vortex interaction potential in the London limit. Essentially, $U_{vv}(\mathbf{r}) \sim -\epsilon_0 d \ln(r/\Lambda)$ ($\epsilon_0 = (\phi_0/4\pi\lambda)^2$, and $\Lambda = 2\lambda^2/d$), for $r > \xi$. For $r < \xi$, a Gaussian cutoff is used in U_{vv} , in order to account for the vortex core [4]. Creation of a v-av pair by a supercurrent occurs if its Lorentz force can separate a vortex from an anti-vortex by a distance $\sim 2\xi$, along the direction of the Lorentz force. The critical current, J_m , is estimated by balancing the energy change for pair creation, $\Delta E = 2E_{sf} + 2U_{vv}(2\xi)$ ($E_{sf} \sim \epsilon_0 d \ln(\xi/\Lambda)$ = vortex self energy), with the work done by the Lorentz force, $2\xi\phi_0 d J_m/c$. The result is $J_m \sim (c\epsilon_0/\phi_0\xi) \ln 2 = 0.9J_d$, where $J_d = c\phi_0/(12\sqrt{3}\pi^2\lambda^2\xi)$ is the depairing current. The relevant current for v-av pair creation is the total current, $\mathbf{J}_T = \mathbf{J} + \mathbf{J}_d + \mathbf{J}_v$. When \mathbf{J}_T exceeds J_m locally, v-av pairs are created. The detailed procedure for v-av pair creation is discussed next for each defect array.

Dipole Array. The vortex-defect force is the magnetic interaction between the vortex and the dipoles, given by $\mathbf{F}^d(\mathbf{r}) = -\nabla \sum_{\mathbf{R}_d} \mathcal{U}(\mathbf{r} - \mathbf{R}_d)$ where $\mathcal{U}(\mathbf{r}) = (\epsilon_0 d) (4\pi m/\phi_0 z_0) (z_0 \mathbf{r} \cdot \hat{\mathbf{x}}/r^2)(1 - (1 + r^2/z_0^2)^{-1/2})$ is the potential of a single dipole, \mathbf{r} is the vortex position vector with respect

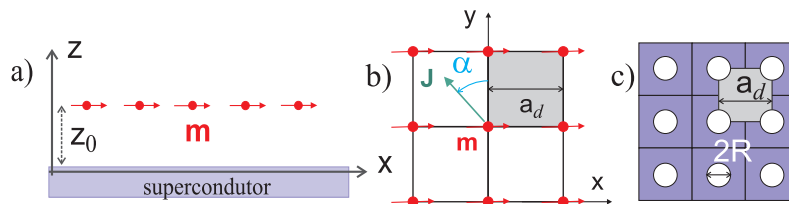


Figure 1. Film and defect arrays: a) Side view of dipole array. b) Top view of dipole array, and transport current orientation. c) Top view of antidot array.

to the dipole position (projected in the film plane), and \mathbf{R}_d denotes the dipole array translation vectors. The screening current \mathbf{J}_d follows from $\mathbf{F}^d = (\phi_0 d/c) \mathbf{J}_d \times \hat{\mathbf{z}}$. The resulting \mathbf{J}_d for a dipole array with $a_d \gg z_0$ is shown in Fig.2a, close to the position of one of the dipoles, where J_d is the largest. The following procedure is used to add v-av pairs. If at a point \mathbf{r}_0 , $\mathbf{J}_T(\mathbf{r}_0)$ exceeds J_m ($J_T(\mathbf{r}_0) > J_m$), a v-av pair is added around \mathbf{r}_0 : a vortex ($q = 1$) at $\mathbf{r}_0 + \boldsymbol{\delta}$, and an anti-vortex at $\mathbf{r}_0 - \boldsymbol{\delta}$, where $\boldsymbol{\delta}$ has modulus ξ and is oriented parallel to the Lorentz force of $\mathbf{J}_T(\mathbf{r}_0)$, that is $\boldsymbol{\delta} = \xi \mathbf{J}_T(\mathbf{r}_0) \times \hat{\mathbf{z}} / J_T(\mathbf{r}_0)$. A fundamental assumption of the model is that *v-av pairs can be added in the manner described above only around points \mathbf{r}_0 for which $|\mathbf{J} + \mathbf{J}_d(\mathbf{r}_0)| > J_m$* . These points are localized in regions close to the dipole positions, or between them, depending the orientation and magnitude of \mathbf{J} . An example is shown in Fig.2b. This assumption is necessary in order to avoid unphysical behavior caused by the vortex core. What happens is that the supercurrent generated by a vortex or an anti-vortex has values close to J_m in the proximity of the core. When this current adds to another - transport, screening, or from another vortex or anti-vortex - the resultant may exceed J_m in the proximity of the core, leading to creation of v-av pairs. This is unphysical. What should happen in a more realistic model is deformation of the vortex core. A more detailed justification of this assumption will be given elsewhere.

Antidot Array. Here only a single antidot is considered in detail, which is relevant for arrays where the antidots are far apart ($a_d \gg R \gg \xi$). A vortex, with vorticity q , interacts with the antidot through the two images it induces on the hole: one, with vorticity q , at the center of the hole ($\mathbf{r} = 0$), the other, with vorticity $-q$, at $\mathbf{r}_I = (R/r)^2 \mathbf{r}$, where \mathbf{r} is the vortex position vector [6]. Here this interaction is included in \mathbf{F}^v , since it depends on the vortex matter distribution. Thus, \mathbf{J}_v also contains the current generated by the vortex images outside the holes, and $\mathbf{F}^d = 0$. The transport current is the sum of an uniform current \mathbf{J}_0 , with the backflow current \mathbf{J}_{bf} , that is $\mathbf{J} = \mathbf{J}_0 + \mathbf{J}_{bf}$. For the circular hole, \mathbf{J}_{bf} has a dipolar spatial dependence, identical to that of an ideal fluid. An example of \mathbf{J} is shown in Fig.2c. The maximum values of J occurs at two points located in the circumference of the hole perpendicular to \mathbf{J}_0 . At these points $J = 2J_0$. Thus, when $J_0 \geq 0.5J_m$, J exceeds J_m in regions located in the vicinity of these points, and v-av pairs are created [7]. A vortex (anti-vortex) is added in the part of the region where $J > J_m$ and the Lorentz force on the vortex (anti-vortex) points away from the hole center. An example of these regions is shown in Fig.2d. The critical current for v-av pair creation is, essentially, J_m in the limit $R \gg \xi$. Thus, the final result of this process is creation of a v-av pair near the defect, as in the film with the dipole array.

Numerical solutions of Eq. (1) are obtained at low temperatures for films with dipole arrays. Typical results, for m such that the screening current is everywhere smaller than J_m , are shown in Fig.3. Steady-states of moving vortex matter with equal numbers of vortices and anti-vortices are observed for $J < J_m$ and for $\alpha > 80^\circ$. In these states, the number of v-av pairs per dipole,

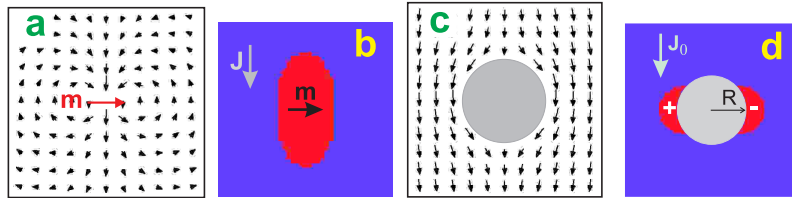


Figure 2. a) Screening current around a dipole (arrow). b) Regions below a dipole where v-av pairs are created (red), for $\alpha = 135^\circ$, $J/J_m = 0.55$. c) Transport current in the vicinity of a circular hole of radius R for \mathbf{J}_0 in the negative y -direction. d) Regions near the hole where a vortex (red +) or anti-vortex (red -) are created, for $J/J_m = 0.75$.

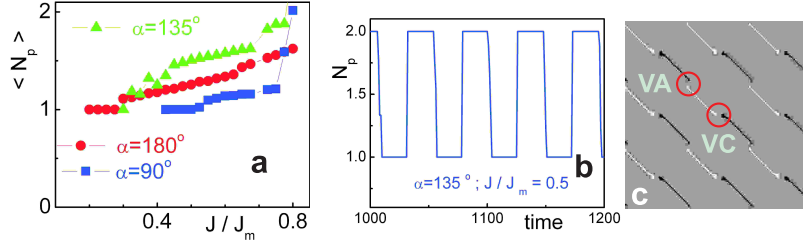


Figure 3. Results for a film with dipole array ($m = 0.85\phi_0\xi$, $z_0 = 2\xi$, $a_m = 16\xi$). a) Time averaged number of vortices per dipole vs. transport current. b) Number of vortices per dipole vs. time (arbitrary units). c) Trajectories of vortices (light) and anti-vortices (dark). Circles: regions where v-av pairs are created (VC) and annihilated (VA).

N_p , averaged over time (denoted $\langle N_p \rangle$) depends on J and α as shown in Fig.3a. As a function of time, N_p oscillates, almost periodically. A typical result is shown in Fig.3b, where $N_p(t)$ oscillates between one and two. During the time interval when $N_p(t) = 1$, $|\mathbf{J} + \mathbf{J}_d| < J_m$ everywhere, and the vortices and the anti-vortices move away from the dipoles. This leads to the increase of $|\mathbf{J} + \mathbf{J}_d|$ in regions close to the dipoles. Eventually, there is an instant of time when $|\mathbf{J} + \mathbf{J}_d| > J_m$ in these regions, and one new v-av pairs is created by each dipole. After that, $N_p(t) = 2$ until collisions between vortices and anti-vortices, taking place in regions between the dipoles, reduce N_p to one. Typical trajectories for the vortices and anti-vortices and the regions where v-av pairs are created and annihilated are shown in Fig.3c. For $\alpha < 80^\circ$ no steady-states are found for $J < J_m$. This is due, essentially, to cancellations between the transport and screening currents, that inhibits creation of v-av pairs. These steady-states of vortex matter give rise to dissipation in the superconducting state at zero applied field with similar angular and time dependencies as N_p .

In conclusion then, this paper demonstrates the existence of steady-states of moving vortex matter with coexisting vortices and anti-vortices in films with periodic arrays of nanomagnets on top. Unique signatures of these states are: i) Dependence on the angle between the transport current and the magnetic moment direction. ii) Oscillatory time dependence. Similar states are expected to occur in films with periodic arrays of holes, as well as in films with non-periodic defect arrays.

Acknowledgments

Research supported in part by the Brazilian National Research Council, CNPq.

1. References

- [1] Moshchalkov V V , et al 2000 *Handbook of Nanostructured Materials and Nanotechnology* ed H S Nalwa (New York: Academic Press) v 3.; Van Bael M J, et al 2002 *Physica C* **369** 97.
- [2] Blatter G et al 1994 *Rev. Mod. Phys.* **66** 1125.
- [3] Minnhagen P 1987 *Rev. Mod. Phys.* **59** 1001.
- [4] Brandt E H 1995 *Rep. Prog. Phys.* **68** 1465.
- [5] Carneiro G 2004 *Phys. Rev. B* **58** 214504.
- [6] Mkrtchyan G S and Shmidt V V 1972 *Sov. Phys. JETP* **34** 195; Buzdin A and Feinberg D 1996 *Physica C* **256** 303.
- [7] Donnelly R J 1991 *Quantized Vortices in Helium II* (Cambridge: Cambridge University Press).