

Parity Violation in a Single Domain of Spin-Triplet Sr_2RuO_4 Superconductors

H. Nobukane,¹ K. Inagaki,^{1,2} K. Ichimura,^{1,2} K. Yamaya,^{1,2} S. Takayanagi,^{1,2} I. Kawasaki,³ K. Tenya,⁴ H. Amitsuka,^{2,3} K. Konno,^{1,2} Y. Asano,^{1,2} and S. Tanda^{1,2}

¹*Department of Applied Physics, Hokkaido University, Sapporo 060-8628, Japan*

²*The 21st Century COE Program "Topological Science and Technology" from the MEXT of Japan, Hokkaido University, Sapporo 060-8628, Japan*

³*Department of Physics, Hokkaido University, Sapporo 060-0810, Japan*

⁴*Department of Education, Shinshu University, Nagano 380-8544, Japan*

We observed an unconventional parity-violating vortex in single domain Sr_2RuO_4 single crystals using a transport measurement. The current-voltage characteristics of submicron Sr_2RuO_4 shows that the induced voltage has anomalous components which are *even* function of the bias current. The results may suggest that the vortex itself has a helical internal structure characterized by a Hopf invariant (a topological invariant). We also discuss that the hydrodynamics of such a helical vortex causes the parity violation to retain the topological invariant.

A quantized vortex is a topological matter in superconductors and superfluids. In metallic superconductors, the Abrikosov vortex is characterized only by an integer winding number of phase. In unconventional superconductors, the superfluid of ^3He and the spinor cold atoms, internal degrees of freedom of the order parameter enrich the variety of vortices [1, 2, 3]. Although a number of theoretical studies have predicted the existence of such unconventional vortices, experimental confirmation of them is still limited to several studies such as NMR spectroscopy of ^3He and imaging of spinor cold atoms [4, 5]. This may be because it is still difficult to detect detailed dynamics of vortices in charge neutral superfluids such as ^3He and cold atoms. A Cooper pair in spin-triplet superconductors, on the other hand, has electric charge $2e$. Thus one can resolve the properties of unconventional vortices through electric transport. We will address this issue in the present Letter.

Sr_2RuO_4 [6] is a promising candidate of spin-triplet chiral- p superconductor, (i.e., spin $S = 1$ and orbital angular momentum $L = 1$). Since two states belonging to different chirality degenerate in the ground state, bulk Sr_2RuO_4 is considered to have chiral domain structures. Transport properties have been studied in relation to Josephson interferometry using bulk Sr_2RuO_4 crystals to determine the symmetry of Cooper pairs and measure the dynamics of chiral domains [7, 8]. These experimental data on bulk Sr_2RuO_4 should be considered as a result of ensemble averaging over possible chiral domain configurations. Thus we need a small enough sample of Sr_2RuO_4 rather than the domain size to study peculiar phenomena to a single chiral domain such as dynamics of a single chiral domain, spin supercurrent, and unconventional vortices [9, 10, 11]. Transport measurements, however, have never been carried out yet in a single domain because it is also difficult to attach electrical contacts to submicron Sr_2RuO_4 crystals.

In this Letter, we will report an anomalous property of current-voltage ($I - V$) characteristics in the single domain of Sr_2RuO_4 . The creation of vortices gives the finite

resistivity even when a temperature is well below the superconducting transition temperature. In four-terminal measurements, the induced voltage V is usually an *odd* function of the bias current I . Namely, V changes its sign when we flip the direction of current to the opposite direction, which implies the parity conservation [12]. However, we find in submicron Sr_2RuO_4 samples that V has anomalous components which are *even* function of I . The existence of the anomalous components means that positive voltage is detected regardless of the current direction and suggests the violation of parity [12]. To understand the nature of the anomalous $I - V$ characteristics, we consider a simple model of vortex which has a helical internal structure characterized by a Hopf invariant. We also show that hydrodynamics of such a helical vortex violates the parity to retain the topological invariant.

To obtain submicron Sr_2RuO_4 single crystals, we synthesized Sr_2RuO_4 crystals with a solid phase reaction. We prepared SrCO_3 and RuO_2 (both 99.9 %, Kojundo Chem.) powders. The mixed powder was then heated at 990 °C for 60 hours. The mixture cooled gradually from 990 °C to 450 °C over six hours. The samples were kept at 450 °C for 12 hours to introduce oxide into the crystals and then cooled down slowly at room temperature. The structure of the Sr_2RuO_4 crystals was analyzed by using x-ray power diffraction (Rigaku Diffractometer RINT 2200HK) with Cu $K\alpha$ radiation. The observed peaks fitted a body-centered tetragonal unit cell of the K_2NiF_4 type with lattice constants $a = b = 3.867 (\pm 0.004)$ Å and $c = 12.73 (\pm 0.01)$ Å [13].

We focus on Sr_2RuO_4 single crystals at the micro-nanoscale level. In the following methods, we selected Sr_2RuO_4 single crystals in the submicron range that had no grain boundaries and impurities [14]. The samples were dispersed in dichloroethane by sonication and deposited on an oxidized Si substrate. We observed typical samples of about 50 nm \sim 500 μm . Energy dispersion spectroscopy (EDS; EX-64175 JMU, JEOL) was used to determine the components. The molar fraction of the

Sr and Ru elements was 2 : 1. We observed the crystal orientation in all regions of the submicron crystals from the electron backscatter diffraction pattern (EBSP; OIM TSL [15]).

For the submicron Sr_2RuO_4 single crystals, we fabricated gold electrodes using standard overlay electron beam lithography. The inset (a) in Fig. 1 shows a micrograph of our samples. The sample size is $2.50 \mu\text{m} \times 1.88 \mu\text{m} \times 0.10 \mu\text{m}$. The sample electrode spacing is $0.63 \mu\text{m}$. In many cases, a crucial point is that it is difficult to form and electrical contact with fabricated submicron samples. This is because some of the polymethyl methacrylate resist used the process remains between the samples and the gold electrodes. Therefore we performed electron beam irradiation [16]. We heated each electrode on the sample for 15 s with a beam current irradiation of 2×10^{-7} A. Using this process, we succeeded in greatly reducing the contact resistance below 10Ω at room temperature.

The measurements were carried out in a dilution refrigerator (Kelvinox, Oxford) with a base temperature of 60 mK. All measurement leads were shielded. The lead lines were equipped with low pass RC filters ($R = 1 \text{ k}\Omega$, $C = 22 \text{ nF}$). In the DC measurements, a bias current was supplied by a precise current source (6220, Keithley) and the voltage was measured with a nanovoltmeter (182, Keithley) by four-terminal measurements. The low-voltage resistance measurements were all made at powers of about 0.1 pW, so we believe the temperature measured in the mixing chamber accurately reflects the sample temperature.

We measured the temperature dependence of the resistivity from room temperature to 63 mK. Figure 1 shows the residual resistivity $\rho_{ab}(4\text{K}) = 6.0 \mu\Omega \text{ cm}$. The ratio $\rho_{ab}(300\text{K})/\rho_{ab}(4\text{K}) \sim 38$ in Fig. 1 and the inset (b) is close to the ratio $\rho_{ab}(300\text{K})/\rho_{ab}(4\text{K}) \sim 46$ of bulk Sr_2RuO_4 in Ref. 6. Hence we consider there is no degradation of the sample by the solvent. Figure 1 also shows the decrease in resistivity at $T = 1.69 \text{ K}$. The resistivity retained its flat tail owing to quantum fluctuations in the superconducting phase θ in the same way as one-dimensional Josephson junction array systems [17]. There was no decrease in the resistivity at 1.69 K when magnetic field of 3000 G was applied parallel to the c axis. Therefore we regard $T_c = 1.69 \text{ K}$ as the superconducting transition temperature of the sample. In addition, using the same technique and setup, another fabricated sample which have an electrode spacing of $4 \mu\text{m}$ shows the transition below $T_c = 1.59 \text{ K}$ from $\rho_{ab}(4\text{K}) = 0.2 \mu\Omega \text{ cm}$ to zero. Bulk Sr_2RuO_4 which have an electrode spacing of $150 \mu\text{m}$ shows zero resistivity below $T_c = 0.92 \text{ K}$.

We measured the $I - V$ characteristics at 4.2 K and temperatures below T_c as bias current flowed at $\pm 5 \mu\text{A}$ in zero magnetic field. Figure 2(a) shows $I - V$ curves at temperatures with typical flat tail resistances of $R^* \simeq 0.16 \Omega$. In general, the voltage in $I - V$ curves for metals,

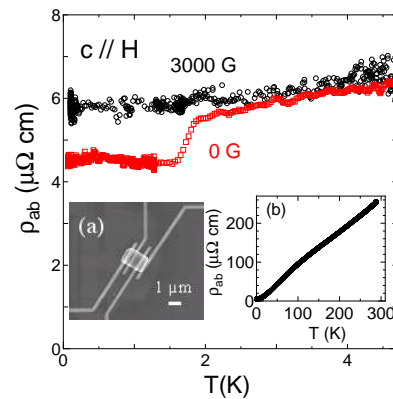


FIG. 1: Temperature dependence of resistivity of submicron Sr_2RuO_4 in zero magnetic field (0 G) and in a magnetic field ($H = 3000 \text{ G}$) applied parallel to c axis. Flat tail resistivity can be seen at low temperatures below $T_c = 1.69 \text{ K}$. The inset (a) shows a micrograph of a submicron Sr_2RuO_4 single crystal connected to gold electrodes. The inset (b) displays temperature dependence of the resistivity in the ab plane from room temperature down to 4.2 K

quantum Hall systems and Josephson junction is always *odd* function of bias current, which is a result of parity conservation. Surprisingly, V is not an *odd* function of I at all. In what follows, we define anomalous nonlinear voltage (ANV) as a component of measured voltage given by *even* function of I . The ANV implies the violation of parity. The amplitude of the ANV increases with decreasing temperature in zero magnetic field and shows maximum below 200 mK. In order to eliminate completely the possibility of instrument malfunction in the DC measurements, $I - V$ curves were measured with a micro-voltmeter (AM 1001, Ohkura Electric Co.) with a battery-powered current source. Furthermore, in the AC measurements, we also measured the differential resistance dV/dI as a function of the bias current using lock-in techniques. Figure 2(b) clearly shows dV/dI has a *odd* component of I . The parity violation in the $I - V$ characteristics are confirmed in both the DC and AC measurements. Moreover, the anomalous effects are replicated in another sample.

To analyze the ANV in more detail, we subtract linear part (ohmic contribution to voltage) from the $I - V$ curves in Fig. 2(a). The results are shown in Fig. 3. We clearly find that the ANV has symmetric with respect to the zero bias current, (i.e., $V_1(+I) = V_1(-I)$). Here the voltage V_1 represents the ANV of the induced voltage $V = R^*I + V_1$. These curves are described well by Lorentzian curve as shown with lines.

What is the origin of the ANV in the $I - V$ characteristics? The flat tail of resistivity (which often appears in superconductors owing to quantum fluctuations of the phase [17]) shown in Fig. 1 may suggest that the flow of vortices cause the ANV. However, the dynamics of the

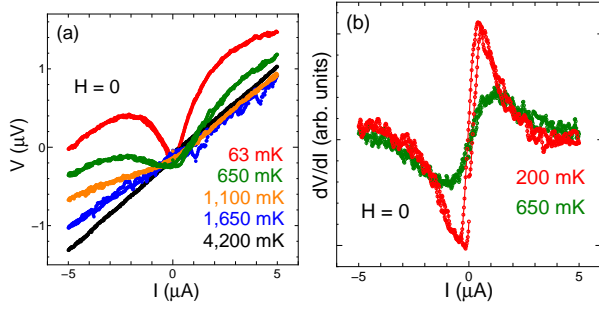


FIG. 2: (a): Results of DC measurements. Voltage V is plotted as a function of bias current I in the absence of magnetic field for several choices of temperatures. The amplitude of the ANV increases with decreasing temperature and shows maximum below 200 mK. (b): Results of AC measurements. Differential resistance dV/dI versus bias current I is shown at $T = 200$ mK and 650 mK. As shown in (a) and (b), the parity violation are confirmed in two different measurements.

usual Abrikosov vortex in type-II superconductors cannot explain the parity violation in the $I - V$ curves. Therefore we need to consider unconventional vortices characterized by \vec{l} and \vec{d} textures as in superfluid $^3\text{He-A}$. Here the \vec{l} vector represents the direction of the pair angular momentum parallel to c axis and the \vec{d} vector describes the spin configuration of a pair. These internal degrees of freedom are characters of spin-triplet p -wave superconductivity. Kerr effect measurements of Sr_2RuO_4 [18] and Josephson tunneling measurements [8] respectively suggested chiral domain size to be $50 \sim 100 \mu\text{m}$ and $1 \mu\text{m}$. Since our sample electrode spacing is $0.63 \mu\text{m}$, our sample is considered to have a single chiral domain. The spin degree of freedom represented by \vec{d} allows the formation of \vec{d} textures in the single domain. In bulk Sr_2RuO_4 , the spin-orbit interaction favors the alignment of \vec{d} and \vec{l} in zero magnetic field. Knight shift measurement have recently suggested that a magnetic field $H > 200$ G may neutralize the interaction [19]. However, in submicron Sr_2RuO_4 , quantum fluctuations of the phase disturb the alignment of \vec{d} in a particular direction. Thus \vec{d} -textures would be possible in a single domain of Sr_2RuO_4 .

In what follows, we consider a spin-triplet Cooper pair as a spin-1 Boson with charge $2e$. Babaev theoretically predicted that the ground state of such Boson system can have magnetic spin textures \vec{s} characterized by a topological invariant known as helicity in zero magnetic field [10]. The equivalence between gauge transformation and spin rotation arises a term

$$B_k^2 = \left(-\frac{cM}{4e^2n}[\nabla_i J_j - \nabla_j J_i] + \frac{\hbar c}{4e}(\vec{s} \cdot \nabla_i \vec{s} \times \nabla_j \vec{s}) \right)^2 \quad (1)$$

in the Ginzburg-Landau energy functional, where $\nabla_i = \frac{d}{dx_i}$, \mathbf{J} is electric current, M is the mass of a Boson, and n is the Boson density. In Ref. 20, the authors described a nontrivial topological structure in the simplest toroidal

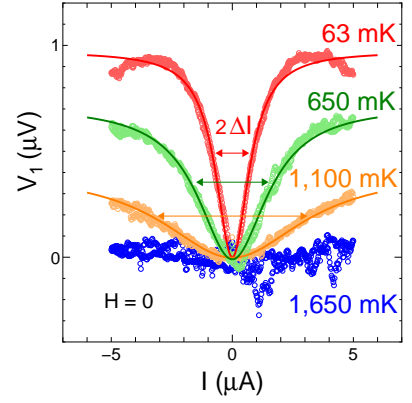


FIG. 3: The anomalous nonlinear voltage (ANV) which is described by the voltage V_1 is extracted from $I - V$ characteristics in Fig. 2, where the lines are Lorentzian fitting curves. The half-widths ΔI of the fitting curves are represented by two-headed arrows.

knot soliton. The main distinction between knotted solitons in spin-triplet superconductors and the topological defects of ^3He in Ref. 21 is that the appearance of terms $\propto (\vec{s} \cdot \nabla_i \vec{s} \times \nabla_j \vec{s})^2$. This results in the knotted solitons being protected against shrinkage by an energy barrier. In a bulk superconductor, magnetic field is screened due to the Meissner effect. When the sample size is smaller or comparable to the penetration length λ , such a sample accepts the self-induced magnetic field. Thus the generation of the knotted soliton would be easier in smaller samples. We note that the distance between the electrodes is 630 nm and $\lambda_{ab} \approx 152 \text{ nm}$.

In the Sr_2RuO_4 single domain, a helical vortex could be created by the spin degree of freedom. If we accept the existence of such helical vortices, the anomalous $I - V$ characteristics could be understood as a results of the conservation of a topological invariant in the helical vortex. Now let us consider the *hydrodynamics* of a helical vortex. In the initial state of the bias current $I = 0$, the helical vortex does not move. When we switch on a bias current $I > 0$, a clockwise helical vortex ($\omega > 0$) exerts the Magnus force in a direction perpendicular to the current as shown in Fig. 4(a). Here $+y$ indicates the direction of Magnus force. On the other hand, for a bias current $I < 0$, the helical vortex changes its rotation frequency from clockwise ($\omega > 0$) to counterclockwise ($\omega < 0$) in order to retain topological invariant. As a consequence, the counterclockwise helical vortex also exerts the Magnus force $+y$ direction as shown in Fig. 4(b). Thus the direction of Magnus force is independent of the direction of bias current. According to the Josephson's equation, the motion of a vortex to the $+y$ direction induces voltage across the sample of Sr_2RuO_4 in the x direction. In this way, the presence of helical vortices explains the ANV.

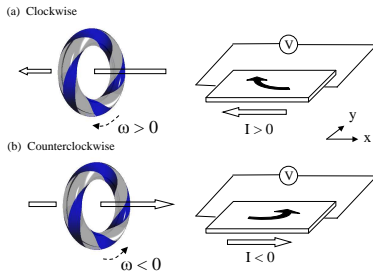


FIG. 4: A model of vortex which violates parity. A topological invariant features a helical structure of the vortex. The blue spiral line on the torus represents a magnetic helical structure of spin texture described by $(\vec{s} \cdot \nabla_i \vec{s} \times \nabla_j \vec{s})$. Under the bias current, the spin texture around the torus moves periodically from the inside to the outside. Open arrows represent the current flow I . Solid arrows show the direction of the Magnus force.

Let us discuss the amplitude voltage of the ANV using a simple energy conversion formula $eV \sim \mu_B B$, where μ_B is the Bohr magneton, in the $I - V$ curves. The energy of amplitude voltage $V_1 = 0.97 \mu\text{V}$ of the ANV at 63 mK is comparable to the energy of the magnetic field $H \approx 200 \text{ G}$ which neutralize the spin-orbit interaction in bulk Sr_2RuO_4 [19]. Thus we consider the amplitude voltage of the ANV may exhibit the contribution of the helical vortices.

Finally we briefly discuss meaning of this experiment. Although Sr_2RuO_4 is a candidate of spin-triplet superconductor, this conclusion is still under debate. We show in this Letter that a Cooper pair in Sr_2RuO_4 has a spin degree of freedom. Thus our results exhibit a strong evidence of spin-triplet symmetry. When the helical vortices exist in a sample, such topological defects may affect Hall conductivity. This infer stems from an analogy between the Chern-Simons term in quantum Hall effect and helical spin term in the Babaev's argument. Thus we believe that transport experiments which are sensitive to probe geometry would display more interesting phenomena reflecting internal degree of freedom of a Cooper pair.

In summary, we have observed an unconventional vortex which violates the parity in a single domain of Sr_2RuO_4 using a transport measurement. The $I - V$ characteristics of submicron Sr_2RuO_4 shows that the voltage has anomalous components which are *even* function of the bias current. We consider a vortex with a helical internal structure characterized by a Hopf invariant. The invariant of vortex is protected while the vortex is moving under the bias current. By a simple argument, we show that the hydrodynamics of the helical vortex causes the anomalous $I - V$ characteristics to retain the topological invariant.

The authors thank A. Ishii, S. Tsuchiya, T. Toshima, T. Matsuura, M. Tsubota, T. Kuroishi, and D. Meacock for experimental help and useful discussions. We also are grateful to Y. Maeno and T. Matsuyama. H.N. acknowledges support from the Japan Society for the Promotion of Science.

-
- [1] M. Sigrist, and K. Ueda, *Rev. Mod. Phys.* **63**, 239 (1991).
 - [2] G. E. Volovik, *Exotic Properties of Superfluid ^3He* (World Scientific, Singapore, 1992).
 - [3] T.-L. Ho, *Phys. Rev. Lett.* **81**, 742 (1998); T. Ohmi, and K. Machida, *J. Phys. Soc. Jpn.* **67**, 1822 (1998).
 - [4] V. M. H. Ruutu, Ü. Parts, and M. Krusius, *J. Low Temp. Phys.* **103**, 331 (1996).
 - [5] J. Stenger, S. Inouye, D. M. Stamper-Kurn, H.-J. Miesner, A. P. Chikkatur, and W. Ketterle, *Nature* **396**, 345 (1998).
 - [6] A. P. Mackenzie, and Y. Maeno, *Rev. Mod. Phys.* **75**, 657 (2003).
 - [7] K. D. Nelson, Z. Q. Mao, Y. Maeno, and Y. Liu, *Science* **306**, 1151 (2004).
 - [8] F. Kidwingira, J. D. Strand, D. J. V. Harlingen, and Y. Maeno, *Science* **314**, 1267 (2006).
 - [9] Y. Asano, *Phys. Rev. B* **72**, 092508 (2005); *Phys. Rev. B* **74**, 220501(R) (2006).
 - [10] E. Babaev, *Phys. Rev. Lett.* **88**, 177002 (2002).
 - [11] S. B. Chung, H. Bluhm, and E.-A. Kim, *Phys. Rev. Lett.* **99**, 197002 (2007).
 - [12] Here we apply a simple argument as follows. Both electric field E (voltage drop V per unit length) and electric current I have odd parity, (i.e., change their signs under the space inversion). Thus a relation $V = \sum_{n=1}^{\infty} a_n I^{2n+1}$ is usually expected. However when a relation $V = \sum_n a_n I^{2n+1} + \sum_m b_m 2I^{2m}$ holds with $b_m \neq 0$, V and I cannot have odd parity at the same time. In this paper, we claim that some defect (vortex) of parity nonconservation causes such anomalous $I - V$ characteristics.
 - [13] F. Lichtenberg, A. Catana, J. Mannhart, and D. G. Schlom, *Appl. Phys. Lett.* **60**, 1138 (1991).
 - [14] H. Nobukane, T. Toshima, K. Inagaki, K. Ichimura, K. Yamaya, S. Takayanagi, and S. Tanda, (unpublished)
 - [15] B. L. Adams, S. I. Wright, and K. Kunze, *Metall. Trans.* **24A**, 819 (1993).
 - [16] K. Inagaki, T. Toshima, S. Tanda, and K. Yamaya, *Appl. Phys. Lett.* **86**, 073101 (2005).
 - [17] E. Chow, P. Delsing, and D. B. Haviland, *Phys. Rev. Lett.* **81**, 204 (1998); H. M. Jaeger, D. B. Haviland, B. G. Orr, and A. M. Goldman, *Phys. Rev. B* **40**, 182 (1989).
 - [18] J. Xia, Y. Maeno, P. T. Beyersdorf, M. M. Fejer, and A. Kapitulnik, *Phys. Rev. Lett.* **97**, 167002 (2006).
 - [19] H. Murakawa, K. Ishida, K. Kitagawa, Z. Q. Mao, and Y. Maeno, *Phys. Rev. Lett.* **93**, 167004 (2004).
 - [20] E. Babaev, L. D. Faddeev, and A. J. Niemi, *Phys. Rev. B* **65**, 100512(R) (2002).
 - [21] G. E. Volovik, and V. P. Mineev, *Sov. Phys. JETP* **46**, 401 (1977).