

Future use of silicon photomultipliers for KAOS at MAMI and $\bar{\text{P}}\text{ANDA}$ at FAIR

P. Achenbach^{a,*}, A. Sanchez Lorente^a, S. Sánchez Majos^a, J. Pochodzalla^a

^a*Institut für Kernphysik, Johannes Gutenberg-Universität Mainz, Germany*

Abstract

A characterisation of scintillating fibres with silicon photomultiplier read-out was performed in view of their possible application in fibre tracking detector systems. Such a concept is being considered for the KAOS spectrometer at the Mainz Microtron MAMI and as a time-of-flight start detector for the hyper-nuclear physics programme at the $\bar{\text{P}}\text{ANDA}$ experiment of the FAIR project. Results on particle detection efficiency and time resolution are discussed. In summary, the silicon devices are very suitable for the detection of the low light yield from scintillating fibres insofar a trigger scheme is found to cope with the noise rate characteristics.

Keywords: Tracking and position sensitive detectors, Silicon photomultiplier, Scintillating fibres, Monte Carlo model for detector output, Time-of-flight measurements

PACS: 29.50.-n, 29.40.Mc, 29.40.Wk

1. Introduction

The time-of-flight (TOF) method is often being used for particle identification in the low momentum range ($p < 1 \text{ GeV}/c$) of magnetic spectrometers. A typical detector package in such a system needs to provide TOF, specific energy loss (dE/dx) and track information and consists of fast scintillators situated behind wire chambers. Alternatively, a detector based on small cross-section

*Corresponding author. Tel.: +49-6131-3925831; fax: +49-6131-3922964.
Email address: patrick@kph.uni-mainz.de (P. Achenbach)

scintillating fibres can combine the TOF and dE/dx information with coordinate information. Several requirements must be fulfilled of such a system to be competitive to more conventional solutions:

1. high particle detection efficiency ($\epsilon \simeq 100\%$) at low mass ($x \leq 5 \text{ g/cm}^2$),
2. fast time response ($\text{FWHM} < 1 \text{ ns}$) and high counting rate capability,
3. sufficient stability of the detector response in a demanding environment, i.e. under strong irradiation, inside a varying magnetic field, operation in vacuum.

The silicon photomultiplier (SiPM) is a novel semiconductor photodetector operated in the limited Geiger mode, capable of resolving individual photons [1]. In combination with scintillating fibres a SiPM can provide a relatively cheap and reliable tracking detector operated with low voltage, magnetic field insensitive and minimal volume [2]. The SiPM can have advantages over other read-out devices like multi-anode photomultipliers, e.g. when power dissipation is a critical issue (inside the vacuum system of the KAOS spectrometer at the Mainz Microtron MAMI), or when space restrictions are tight (close to the planned hypernuclear target at the $\overline{\text{PANDA}}$ experiment).

For this paper the characteristics of SiPM from different manufacturers coupled to round and square scintillating fibres of several diametres were studied in view of their possible application in these two experiments.

2. SiPM in KAOS tracking detectors

At the Institut für Kernphysik in Mainz, Germany, the microtron MAMI has been upgraded to 1.5 GeV electron beam energy and can now be used to study strange hadronic systems. A large fibre detector set-up is under development for the KAOS spectrometer [3] of the A1 Collaboration: the coordinate detector of the spectrometer's electron arm will consist of two planes of vertical fibre arrays, covering an active area of $L \times H \sim 2000 \text{ mm} \times 300 \text{ mm}$, supplemented by one or more planes with horizontal fibres. The read-out of the vertical fibres will be performed one-sided by multi-anode photomultipliers. The experience

acquired in the design and beam-test of these detectors has suggested that the use of multi-anode photomultipliers with several fibres per pixel introduces a relatively high degree of complexity. SiPM have been suggested as a possible candidate for a two-sided read-out for the long fibres in horizontal direction. Their use would simplify detector mechanics and reduce considerably the overall cost.

Up to now the high intrinsic noise count rate of SiPM has limited their use to cases in which tens or hundreds of photons are available, but low light yields have been measured with 0.83 mm diameter, cylindrical fibres. Gain variations from diode to diode and temperature dependence are further problems to be considered.

Table 1: Particle detection efficiencies as a function of discriminator threshold in units of single pixel amplitude as measured with a three reference counter system. Set-up A consisted of a 2 m long round fibre of 0.83 mm diameter with 1 mm² SiPM read-out and set-up B of a 2 m long square fibre of 2 mm width with 4.4 mm² SiPM read-out.

Threshold	Set-up A	Set-up B
(no. of pixels)	Efficiency (%)	Efficiency (%)
0.5	91	100
1.5	76	99.8
2.5	56	95.0
3.5	35	82.6

A critical issue in the operation of SiPM/fibre assemblies, especially when such a detector is self-triggering, is the noise rate. Two paths are followed in our development of SiPM/fibre tracking systems: Firstly through the increase of the signal amplitudes by matching the geometries and spectral responses, and secondly through the use of a versatile trigger selecting the wanted processes and suppressing the majority of background events.

The detection efficiency is a major issue in designing a tracking system and the right combination of fibre and SiPM has to be found. Table 1 shows the results of a efficiency measurement for a 2 m long fibre read out in both ex-

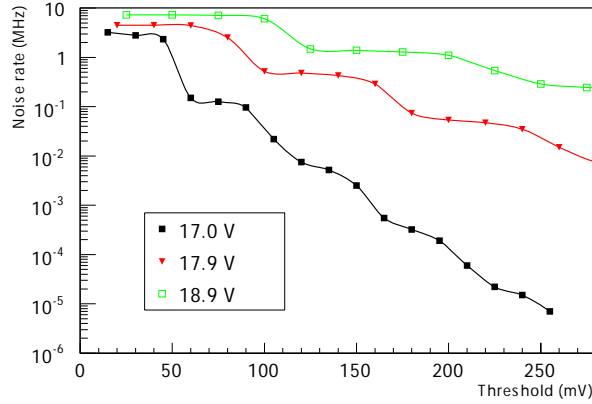


Figure 1: Measured noise count rate as a function of threshold in a leading edge discriminator. The plot shows curves for three different bias voltages. The noise rate at low thresholds limits the use of this SiPM in low light level detection.

tremes by the 1 mm² Photonique device SSPM-0701BG-TO18 [4]. The operating voltage of the diodes was 17.9 V. The fibre was of the standard (Non-S) type SCSF-78 (Kuraray, Japan) with double cladding and $\varnothing = 0.83$ mm outer diameter. The emission spectrum extends from $\lambda \sim 415$ –550 nm with a maximum at $\lambda \sim 440$ nm for fibres of short lengths. The trapping efficiency for photons produced close to the axis of the fibre is 5.3 % giving 70 % more light than single cladding fibres, where the efficiency for light trapped inside the core is only 3.1 %. This experimental set-up is labeled with *A*. Minimum ionizing particles are chosen by their energy deposition in a thick scintillator and coincidences with two diametrically opposed fibres read-out by conventional photomultipliers are required for a countable event. High efficiencies were only obtained with very low discriminator thresholds.

A new set-up, which is labeled with *B*, has been set-up with green sensitive SiPM devices and 2 mm square cross-section green light emitting fibres of type BCF-20 (emission peak at 492 nm) with double cladding from Bicron [5]. For the SSPM-0606BG4MM-PCB device typical photon detection efficiencies range from 15 to 25% with the value almost constant over the wavelength range

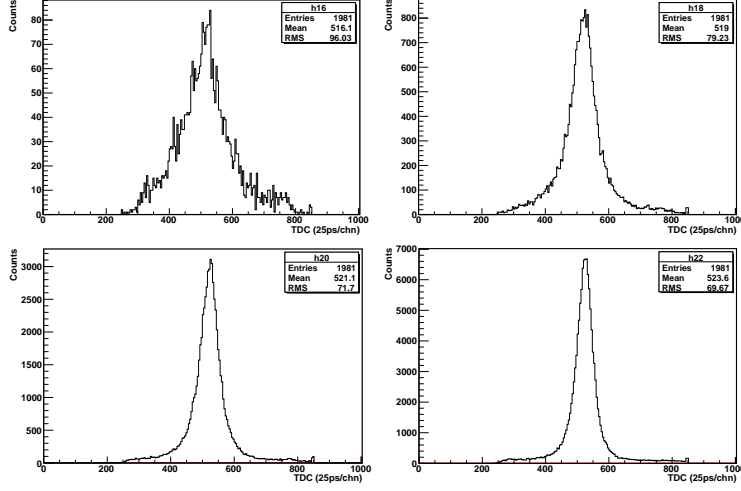


Figure 2: Measured left/right time differences with a 2 m long SiPM/fibre set-up for signals of $N = 1, \dots, 4$ pixels. For the events individual pixels from the ADC spectrum were gated, resulting in single detector resolutions of 1.69 ns (rms) for 1 pixel, and 1.40, 1.26, 1.23 ns (rms) for 2–4 pixels.

500–650 nm. Laboratory measurements with this set-up have shown a signal amplitude increase by a factor of 2. In 1 m fibre length a 42% reduction in the number of photons was found. The particle detection efficiency was measured with a modified system of smaller systematic error and the results are shown in Table 1. At 3.5 pixels threshold a 40 Hz random coincidence rate was observed. We concluded that a 4 mm² double cladding fibre with 4 mm² SiPM read-out could be used for the KAOS spectrometer’s electron arm tracking detector.

Depending on the bias voltage the SiPM show a noise count rate of up to 1 MHz even for thresholds above 1 pixel, see Fig. 1. In order to define the hit position in the fibre detector, a fast clustering algorithm is needed. Coincidences between left/right signals are mandatory. Further, the spectrometer will be used for experiments with very different experimental conditions. As a consequence, a versatile trigger system is mandatory which can be easily reconfigured and adopted to the experimental requirements. It is obvious that a simple TOF trigger does not fulfill these requirements. For the electron detector in the

KAOS spectrometer a trigger is foreseen, that is based on fast, programmable multi-purpose logic modules which have been developed recently at the GSI [6]. Each so called VUPROM module (VME Universal Processing Module) has 256 channels I/O with a high speed differential LVDS standard. The trigger for the electron arm will be based on hit multiplicities and hit pattern in the different fibre planes and will reject background events that do not originate in the target.

3. SiPM in PANDA time-of-flight detectors

At $\bar{\text{PANDA}}$ relatively low momentum Ξ^- can be produced in $\Xi^- \bar{\Xi}^+$ or $\Xi^- \bar{\Xi}^0$ pair productions [7]. The associated $\bar{\Xi}$ will scatter or annihilate inside the residual nucleus. The annihilation products contain at least two anti-kaons that can be used as a tag for the reaction. In combination with an active secondary target, high resolution γ -ray spectroscopy of double hypernuclei will become possible for the first time. For the tracking and stopping of the produced cascade hyperons and their decay products an active hypernuclear target is needed. For the high resolution spectroscopy of excited hypernuclear states an efficient, position sensitive germanium array is required.

In the current $\bar{\text{PANDA}}$ design, particle identification for slow particles will be provided only at large polar angles by a TOF detector [7]. As candidates for this detector scintillator bars and strips or alternatively multi-gap resistive plate chambers are considered. In the absence of a start detector the relative timing of multiple particle hits have to be employed. A small fibre barrel read-out by SiPM has been discussed as an option for a start detector dedicated to the hypernuclear Physics programme. Such a detector might be also used as a time reference for the DIRC detector or for track deconvolution of the time projection chamber. The SiPM is intrinsically a very fast detector and its single photoelectron time resolution is about 100 ps (FWHM). When coupled to thin and short scintillating fibres the timing properties are fully dominated by the scintillation time constants and depend only on the average number of detected photons. For such a sub-detector system the achievable time resolution at mini-

mum detector mass is a main issue. In measurements using the electromagnetic calorimeter the additional material will deteriorate considerably its resolution.

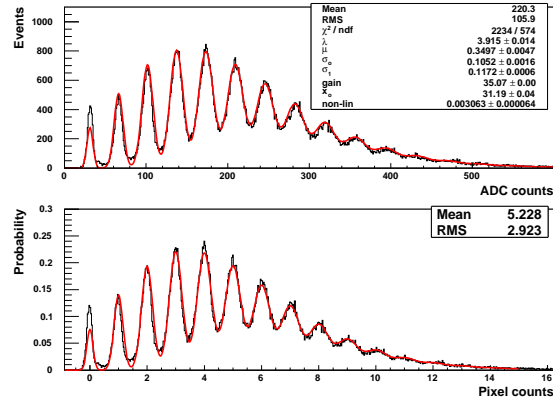


Figure 3: ADC spectrum from a fibre excited by ^{90}Sr and read out by a SiPM. The fit follows a multi-Poissonian distribution taking cross-talk into account. The parameters are defined in the text.

The time resolution of a single SiPM/fibre assembly when excited by minimum ionizing particles crossing its center was measured by taking the time difference between the left and right signal simultaneously to the ADC spectrum. A gate on individual peaks made it possible to determine the time resolution as a function of the number of fired pixels as is shown in Fig. 2. With the set-up discussed in Section 2 single detector SiPM resolutions of 1.69 ns (rms) for 1 pixel, and 1.40, 1.26, 1.23 ns (rms) for 2–4 pixels were determined. The

amplifier was type AMP_06011 from Photonique with a rise-time of 700 ps and signal amplification of 10–20 times. The time distributions are non-Gaussian and are well described with exponential functions on both sides of the peak. The structure at around TDC channel 750 was created by a reflection of photons on the SiPM surface and their detection by the opposite SiPM in 2 m distance. To determine the photoelectron yield from the ADC spectrum as shown in Fig. 3 a multi-Poissonian fit of the following type was performed:

$$f(q) = \sum_{p=0}^{15} \sum_{s=0}^{15} \left(\frac{\exp^{-\lambda} \lambda^p}{p!} \right) \left(\frac{\exp^{-p\mu} (p\mu)^s}{s!} \right) \times \left(\frac{\exp \left(-\frac{1}{2} \frac{[q-(p+s)]^2}{\sigma_0^2 + (p+s)\sigma_1^2} \right)}{\sqrt{2\pi} \sqrt{\sigma_0^2 + (p+s)\sigma_1^2}} \right)$$

with $q = \frac{x-x_0}{g} - nl \cdot \left(\frac{x-x_0}{g} \right)^2$, x, x_0 = ADC counts, pedestal off-set, p, λ = photon counts and mean value, s, μ = secondary pixel counts and mean value, and σ_0, σ_1 = pedestal and pixel noise. By using this fitting method, which takes optical cross-talk into account, mean numbers of photoelectrons $\bar{N} \sim 4$ were measured with a ^{90}Sr source. A Monte Carlo model for photon generation and tracking was applied to model a detector with 10 cm long double cladding fibres verifying the measurements for a possible $\bar{\text{P}}\text{ANDA}$ detector. Based on the simulation a time resolution of 0.9 ns (rms) is expected.

A full GEANT4 simulation of the γ -ray spectroscopy set-up with several germanium cluster detectors has been completed [8]. The simulation was performed using a demanding time-of-flight (TOF) detector system for low momentum kaon identification: a start detector of ~ 2000 scintillating fibres placed in two rings and a TOF barrel detector of 16 slabs. As can be deduced from the results seen in Fig. 4 the fibre detector has to provide the start time with a minimum resolution of $\sigma \sim 400$ ps, if one assumes a time resolution of $\sigma < 100$ ps for the stop detector. It seems challenging to achieve these values with the geometries and photon detection devices described in this paper.

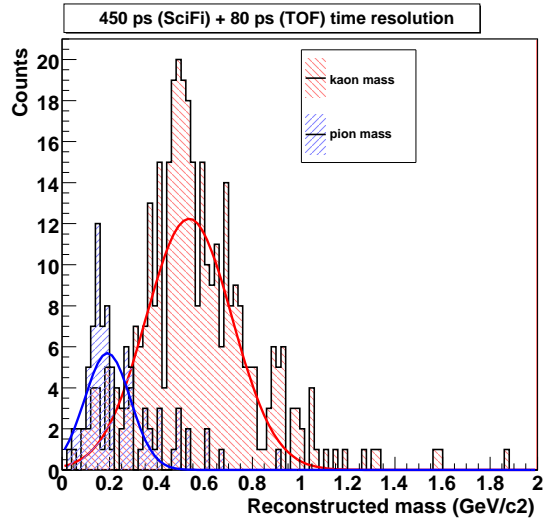


Figure 4: Simulated low momentum kaon/pion separation for the $\overline{\text{PANDA}}$ hypernuclei programme using a fibre start counter and a barrel stop counter of scintillating bars and strips with 80 ps and 450 ps time resolution, respectively. Calculated with 1% momentum resolution and 2% error in track length.

4. Discussion

SiPM technology is evolving very fast and one of the main performance improvements is the progressive reduction of the dark count rate. This new situation makes scintillating fibre tracking detectors read-out by SiPM an interesting and realistic option. Fibres with larger (~ 2 mm) cross-sections were generating enough light to get an acceptable detection efficiency for higher thresholds reducing considerably the noise level. On the other hand, larger SiPM do produce higher dark count rates.

Low light level detection will be degraded or even impossible if the devices show an increasing rate of dark pulses when operated in an radiation environment. The effects of irradiation on the characteristic parameters of SiPM such as dark count rate or gain uniformity were determined and found to be relevant [9]. A dedicated study of hadronic radiation effects on SiPM in the $\bar{\text{P}}\text{ANDA}$ environment is necessary before a final conclusion can be drawn.

Our study has shown that present devices can be used to realise a TOF detector with the required properties. To fully exploit the good timing properties of SiPM, intensive development has to be carried out to increase the output signal of SiPM/fibre assemblies well above the noise level.

Acknowledgements

Work supported in part by the European Community under the “Structuring the European Research Area” Specific Programme as Design Study DIRAC-secondary-Beams (contract number 515873).

References

- [1] D. Renker, Geiger-mode avalanche photodiodes, history, properties and problems, Nucl. Instrum. Meth. Phys. Res. A 567 (2006) 48–56.
- [2] B. Dolgoshein, et al., Status report on silicon photomultiplier development and its applications, Nucl. Instrum. Meth. Phys. Res. A 563 (2006) 368–376.

- [3] P. Achenbach, et al., New detectors for the kaon and hypernuclear experiments with KAOS at MAMI and with $\bar{\text{P}}\text{ANDA}$ at GSI, in: V. Luth (Ed.), Proceedings of the IX International Symposium on Detectors for Particle, Astroparticle and Synchrotron Radiation Experiments, SLAC, 3–6 April 2006, eConf C0604032, 2006, p. 144.
- [4] Photonique SA (2008).
URL <http://www.photonique.ch>
- [5] Bicron (2008).
URL <http://www.bicron.com>
- [6] S. Minami, et al., The trigger system for hypernuclear spectroscopy with heavy ion beams (HypHI), in: GSI Scientific Report 2007, GSI, Darmstadt, 2008, p. 223.
- [7] $\bar{\text{P}}\text{ANDA}$ Collaboration, Strong interaction studies with antiprotons, Technical Progress Report, GSI, Darmstadt (2005).
- [8] A. Sanchez Lorente, P. Achenbach, J. Pochodzalla, S. Sánchez Majos, Detector developments for the hypernuclear programme at PANDA, in: Conference Record of the IEEE Nuclear Science Symposium 2008 (NSS08), Dresden, Germany, 20–24 October 2008, 2009, pp. 1655–1658.
- [9] S. Sánchez Majos, P. Achenbach, J. Pochodzalla, Characterisation of radiation damage in silicon photomultipliers with a Monte Carlo model, Nucl. Instrum. Meth. Phys. Res. A 594 (2008) 351–357.