

A Functional Renormalization Group Study of the Pairing Symmetry and Pairing Mechanism of the FeAs Based High Temperature Superconductors

Fa Wang,^{1,2} Hui Zhai,^{1,2} Ying Ran,^{1,2} Ashvin Vishwanath,^{1,2} and Dung-Hai Lee^{1,2}

¹ Department of Physics, University of California at Berkeley, Berkeley, CA 94720, USA

² Materials Sciences Division, Lawrence Berkeley National Laboratory, Berkeley, CA 94720, USA

(Dated: November 30, 2018)

We apply the fermion functional renormalization group method to determine the pairing symmetry and pairing mechanism of the FeAs-Based materials. Within a five band model with pure repulsive interactions, we find an electronic-driven superconducting pairing instability. For the doping and interaction parameters we have examined, extended s -wave, whose order parameter takes on opposite sign on the electron and hole pockets, is always the most favorable pairing symmetry. The pairing mechanism is the inter Fermi surface Josephson scattering generated by the antiferromagnetic correlation.

The copper oxide high temperature superconductors (the cuprates) have stimulated a significant part of condensed matter physics development in the past twenty years. Two years ago, a new non-copper superconducting compound, the iron pnictides, was discovered[1]. In the last few months, by various element substitution, the superconducting transition temperature of this new class of superconductor has been raised to 55K[2, 3]. This has stimulated a flurry of interests in their material and physical properties. Examples of iron pnictides include $\text{LnFeAsO}_{1-x}\text{F}_x$ [1–3], $\text{La}_{1-x}\text{Sr}_x\text{FeAsO}$ [4], and $\text{Ba}_{1-x}\text{K}_x\text{Fe}_2\text{As}_2$ [5].

Unlike the cuprates, the stoichiometric parent compounds of the iron pnictides are *metallic* (or semi-metallic)[6] antiferromagnets[7] rather than antiferromagnetic Mott insulators. For example, recent angle-resolved photoemission spectroscopy on single crystal BaFe_2As_2 has revealed residual Fermi surface in the antiferromagnetic state[8]. On the other hand, similar to the cuprates, the antiferromagnetic order is quickly replaced by superconductivity as a function of doping[9], suggesting an intimate relation between antiferromagnetism and superconductivity. Currently it is generally felt that progresses in understanding this new class of high T_c superconductor will also have impacts on the two decade old problem - the cuprates.

If one reviews the physics of the cuprates, it is easy to spot the prominent role played by the pairing symmetry. At the present time early experiments on the iron pnictides have produced conflicting claims on this issue[10, 11]. As far as theoretical proposals are concerned, pairing symmetries spread all over the map [12].

The purpose of this paper is to determine the pairing symmetry and pairing mechanism theoretically. However, because of the intermediate coupling nature of these material [13], it is not obvious where to start. For example, if one takes a model of the bandstructure and adds repulsive local interaction to it, it is easy to show that at the mean-field level there is no superconducting instability in reasonable parameter range. In addition, unlike the cuprates, there is no strong coupling (the t^2/U) expan-

sion that can lead to antiferromagnetic exchange which in turn can produce pairing (at least at the mean-field level). In the process of searching for a suitable calculational scheme we come across the functional renormalization group (FRG) method[14]. The numerical version of this method was implemented in Ref. [15, 16] in the study of the cuprates. Interestingly it successfully reproduced both the antiferromagnetic and the d-wave pairing tendencies. The advantage of this method lies in its ability to generate effective interactions which are otherwise absent at the bare level. In addition, by monitoring the growth of the renormalized interaction, it is possible to pin down the cause of different types of order. Finally in view of the fact that the electron-electron correlation of the iron pnictides is weaker than that of cuprates[13], we felt that the FRG method will have a good chance to succeed.

To model the band structure, we take the most complete tight binding model we can find[17], then we add the Hubbard-like and Hunds-like local interaction to it. Like most works in the literature we focus on the As-Fe-As tri-layers, and view the arsenics as mediating hopping between the five iron 3d orbitals. The resulting tight-binding Hamiltonian reads

$$\hat{H}_0 = \sum_{\mathbf{k}, s} \sum_{a, b=1}^5 c_{a\mathbf{k}s}^\dagger K_{ab}(\mathbf{k}) c_{b\mathbf{k}s} \quad (1)$$

where $c_{a\mathbf{k}s}$ annihilates a spin s electron in orbital a and momentum \mathbf{k} . The parameters used in constructing $K_{ab}(\mathbf{k})$ can be found in Ref. [17]. However, in our calculation a gauge has been chosen so that all elements of $K_{ab}(\mathbf{k})$ are real. Doping is controlled by adding a chemical potential term to Eq. (1). For sufficiently large electron doping, there are two different hole pockets centered at $\mathbf{k} = (0, 0)$ and two electron pockets centered at $(\pi, 0)$ and $(0, \pi)$. For hole doping, or small electron doping, an extra hole pocket is present at $\mathbf{k} = (\pi, \pi)$.

We describe the electron-electron interaction by

$$\hat{H}_{\text{int}} = \sum_i \left\{ U_1 \sum_a n_{i,a,\uparrow} n_{i,a,\downarrow} + U_2 \sum_{a<b} n_{i,a} n_{i,b} + J_H \left[\sum_{a<b} \sum_{s,s'} c_{ias}^\dagger c_{ibs'}^\dagger c_{ias'} c_{ibs} + (c_{ia\uparrow}^\dagger c_{ia\downarrow}^\dagger c_{ib\downarrow} c_{ib\uparrow} + h.c.) \right] \right\}. \quad (2)$$

Here i labels the sites of a square lattice, $s, s' = \uparrow, \downarrow$, and $n_{i,a} = n_{i,a,\uparrow} + n_{i,a,\downarrow}$ is the number operator associated with orbital a . This Hamiltonian includes the intra and inter orbital Hubbard U_1 and U_2 , the Hund's interaction, and the inter orbital pair hopping. The bare interaction parameters we use throughout the rest of the paper are $U_1 = 4.0$, $U_2 = 2.0$, and $J_H = 0.7$ eV. The total Hamiltonian $\hat{H} = \hat{H}_0 + \hat{H}_{\text{int}}$ is the starting point of our study.

We have checked that mean field theory done on the bare Hamiltonian, $\hat{H}_0 + \hat{H}_{\text{int}}$, has *no* superconducting instability for realistic interaction parameters $U_{1,2} > J_H$. In following we shall show that as the high energy electronic excitations are recursively integrated out an effective interaction that drives extended s-wave pairing is generated.

Many of the technical details of our FRG can be found in Ref. [16]. At the end of the present paper we discuss few technical challenges in generalizing the method to the present multi-band and multi-Fermi surface situation. In brief, we divide the Brillouin zone (BZ) into N patches, and at each renormalization iteration we sum over the five one-loop Feynman diagrams in Fig. 1(c) in computing the renormalized 4-point vertex function $V(\mathbf{k}_1, a; \mathbf{k}_2, b; \mathbf{k}_3, c; d)$. Here $a, b, c, d = 0, \dots, 4$ labels the five different bands. The momenta $\mathbf{k}_1, \dots, \mathbf{k}_3$ are on the

Fermi surfaces. (Due to the momentum conservation the fourth momentum is determined.) The convention is chosen so that the spin associated with \mathbf{k}_3 (\mathbf{k}_4) is the same as that associated with \mathbf{k}_1 (\mathbf{k}_2). Like in Ref. [16], approximations (such as ignoring the frequency dependence of the vertex function, and projecting the external momenta onto the fermi surfaces) are made in our calculation due to practical limitations.

From the renormalized vertex function we extract the effective interaction in the Cooper channel as follows

$$V_{s,t}^{sc}(\mathbf{k}, a; \mathbf{p}, b) = V(\mathbf{k}, a; -\mathbf{k}, a; \mathbf{p}, b; b) \pm V(-\mathbf{k}, a; \mathbf{k}, a; \mathbf{p}, b; b).$$

Here the upper/lower sign is for singlet/triplet pairing, respectively. After the BZ discretization \mathbf{k} and \mathbf{p} only take on a finite number of values. Therefore we can treat $V_{s,t}^{SC}$ as matrices with (\mathbf{k}, a) and (\mathbf{p}, b) as indices. The eigenvalues of this matrix are the effective interaction strength in each pairing channel and the eigenvectors are the pairing form factors.

The results for 10% electron doping: The five disjoint Fermi surfaces at this doping level are schematically illustrated in Fig. 1(b). For $N = 32$ (the number of discretized BZ patches, see Fig. 4) the few lowest eigenvalues of $V_{s,t}^{SC}$ as a function of the RG running cutoff $\ln(\Lambda_0/\Lambda)$ is shown in Fig. 2(a). Here Λ_0, Λ are the initial and the running energy cutoffs. As $\ln(\Lambda_0/\Lambda)$ increases the most attractive pairing channels has extended s-wave symmetry s_1 . In particular, the sign of superconducting order parameter is opposite on the electron and hole pockets. This agrees with our previous two band FRG results [20]. The associated gap function, $f_a(\mathbf{k})$ (here a labels the Fermi surfaces), is shown in Fig. 2(b), and Fig. 1(a) is a schematic representation of it. Interestingly, $|f_a(\mathbf{k})|$ shows substantial variation on the electron pockets (2 and 3). This variation can be understood qualitatively by considering the following form factor $A_1 + A_2(\cos k_x + \cos k_y)$. For example, if we expand (k_x, k_y) around $(\pi, 0)$, via $k_x = q_x + \pi$, $k_y = q_y$, the above form factor becomes $A_1 - A_2(\cos q_x - \cos q_y)$. As a result, it contains a d-wave like component as \mathbf{q} goes around the electron pockets. As pointed out in our two band paper[20], if A_2 is sufficiently big such form factor can exhibit nodes on the electron pocket despite the fact it has s-wave symmetry. Although for the parameters we have studied the gap function has no nodes on any Fermi surfaces, we can not rule out the possibility that for other parameter choice the s-wave gap function can have nodes on the electron pockets. In Fig. 2(a) we also show the

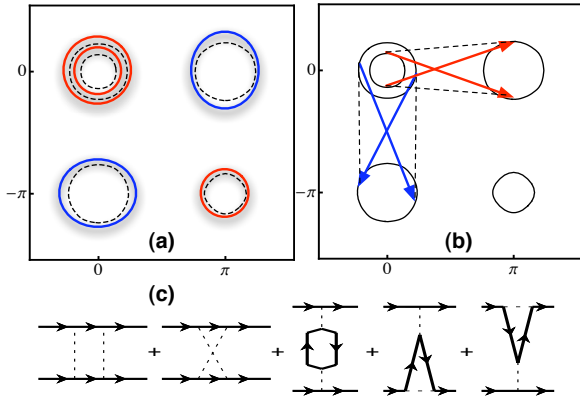


FIG. 1: (a) A schematic representation of the gap functions on different Fermi surfaces. The Fermi surfaces are shown in black dashed lines. The width of the region between the solid line and dashed line indicates the magnitude of the gap function, and the sign is represented by the colors. (b) Two (red and blue arrows) typical inter Fermi surface pair transfer (Josephson) processes that drive pairing. (c) The five Feynman diagrams contributing to the renormalization of the vertex function.

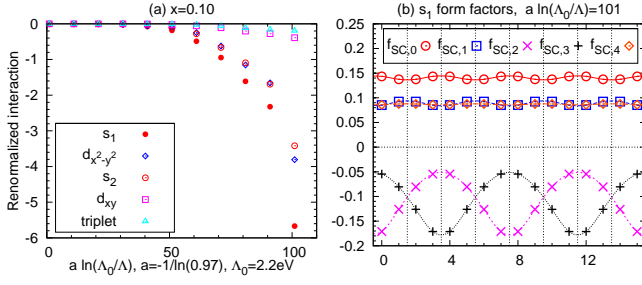


FIG. 2: (a) The $N = 32$ RG evolution of the scattering amplitude in the top four attractive Cooper channels for 0.1 electron doped system (6.1 electrons per site). Here $\Lambda_0 = 2.2\text{eV}$ is the initial energy cutoff, and Λ is the running energy cutoff. The constant $a = -1/\ln(0.97)$. (b) The gap function associated with the most attractive pairing channel determined from the final ($a \ln(\Lambda_0/\Lambda) = 101$) renormalized interaction vertex function. It has a full gap and exhibits significant amplitude modulation on the electron pockets (Fermi surface 2 and 3). More importantly, the sign of the gap function is different on the electron and hole packets.

RG flow of the three leading sub-dominant pairing channels $d_{x^2-y^2}$, extended- s with nodes s_2 , and d_{xy} . For the parameter and doping we have studied, triplet pairing is not favored.

Most significantly, from our calculation the pairing mechanism can be determined. By monitoring the RG evolution of the vertex function, the following sequence of events are observed. First of all, the bare Hamiltonian contains interaction that can drive SDW. Upon RG these scattering vertices grow stronger. Among these growing scattering amplitudes there are ones that also cause inter-pocket pair scattering as shown in Fig. 1(b). They serve as the “seed” for the growth of other inter-pocket pair scattering processes in subsequent RG steps. It is important to note that the inter-pocket pair scattering drives pairing even when it is positive. In that case the superconducting order parameter will have opposite sign on the two Fermi pockets, as in our extended s -wave pairing case discussed above. From these observations we conclude that pairing is driven by the antiferromagnetic correlation.

The results for 10% hole doping: The Fermi surface topology for this doping value is the same as that of 10% electron doping (Fig. 1(a)). The few lowest eigenvalues of the $V_{s,t}^{SC}$ matrices as a function of the RG running cutoff is shown in Fig. 3(a). Again the most attractive pairing channel is extended s -wave like. The gap function associated with it is shown in Fig. 3(b), and similarly represented by Fig. 1(a). Compared to Fig. 2(b) the gap functions on the (π, π) hole packets is considerably smaller. The mechanism for the electron doping applies to this case as well.

Thus for both electron and hole doped cases discussed above extended s -wave is the pairing symmetry. In contrast, non- s wave symmetry such as d -wave or triplet

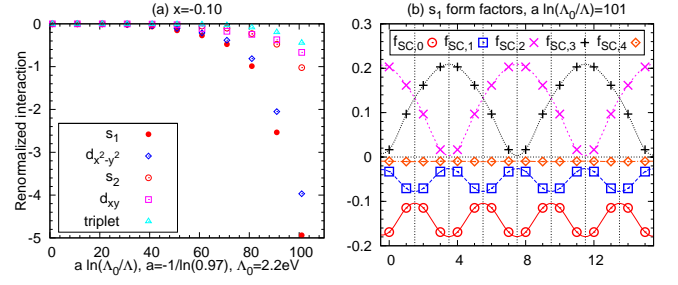


FIG. 3: (a) The $N = 32$ RG evolution of the scattering amplitude in the top four attractive Cooper channels for 0.1 hole doped system (5.9 electrons per site), where $\Lambda_0 = 2.2\text{eV}$ and $a = -1/\ln(0.97)$. (b) The gap function associated with the most attractive (s -wave) pairing channel determined from the final ($a \ln(\Lambda_0/\Lambda) = 101$) renormalized interaction vertex function. It has a full gap, and exhibits significant amplitude modulation on Fermi surfaces 0, 1, 2 and 3.

pairing are not favored. Based on the above results, we predict that the extended s -wave is the pairing symmetry of the FeAs based superconductors.

A comparison between the two and five band results: Due to its simplicity, two band models[22] have often been used in recent works. Here we compare our earlier two band results[20] with the present five band ones. The key discrepancy between the two occurs when we study the SDW in the undoped system[23]. Unlike superconductivity, mean-field theory on the bare Hamiltonian nicely produces the $(\pi, 0)$ antiferromagnetic order observed in neutron studies[7]. For the same zero temperature ordering moment, the topology of the residual Fermi surfaces in the two and five band models are very different. With, e.g., $Q = (\pi, 0)$ as the ordering wavevector, the electron pocket at $(0, \pi)$ can gain a full gap leaving a nearly circular hole pocket enclosing $(0, 0)$ in the five band model. However in the two band model the electron pocket at $(0, \pi)$ cannot be fully gapped and there is no residual Fermi surface around $(0, 0)$ [23]. In contrast, as far as superconducting pairing is concerned, both models predict extended s -wave pairing.

FRG details: The essential complication of our FRG in comparison with that in Ref. [16] is the fact that the Fermi surface(s) (if any) associated with each band is different. This requires us to discretize the BZ differently for different bands (see Fig. 4). For the band with electron pockets, the BZ is chosen to be two 45° -rotated squares, centered at $(0, -\pi)$ and $(\pi, 0)$ (see the bottom panels of Fig. 4). Each square is divided into $N/2 = 16$ patches by radial lines from its center. The BZ discretization for the band containing the large hole pocket at $(0, 0)$ and (π, π) is similar, but with the two 45° -rotated squares centered at $(0, 0)$ and (π, π) . The BZ discretization of the band containing the small hole packet at $(0, 0)$ is the same as what is used in Ref. [16].

Like in Ref. [16] the value of the renormalized ver-

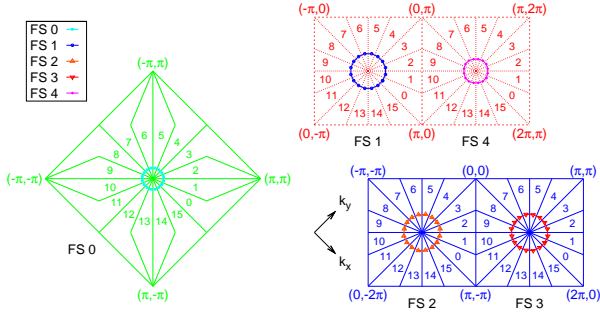


FIG. 4: The Brillouin zone patching scheme. Here the five disjoint Fermi surfaces are labeled from 0 to 4. The left panel is for the band with smaller hole pocket at $(0,0)$ (FS 0). The right top panel is for the band with larger hole pocket at $(0,0)$ (FS 1) and hole pocket at (π, π) (FS 4). The right bottom panel is for the electron pockets (FS 2 and FS 3).

tex function at a given $(\mathbf{k}_1, \mathbf{k}_2, \mathbf{k}_3)$ in the remaining (un-integrated) BZ region is made equal to the value of such function with $\mathbf{k}_1, \mathbf{k}_2, \mathbf{k}_3$ projected to the closest Fermi surface segments. As a result, for the three bands with five disjoint Fermi surfaces each discretized into M segments (in our case $M = 16$), we need to recompute 1.536×10^6 interaction vertices at each step of the RG. The top and bottom bands that have no Fermi surface are ignored. Due to the existence of many degenerate points in the bandstructure, the gauge choice of the numerical Bloch wavefunctions needs to be fixed with caution.

Conclusion We have performed a numerical functional renormalization group calculation to determine the pairing symmetry of the FeAs superconductors. We find *s*-wave with the opposite sign on the electron and hole pockets is the pairing symmetry for both electron and hole dopings. By monitoring the growth of the renormalized vertex function, we find the pairing mechanism is driven by the antiferromagnetic correlations. We hope this prediction it will be scrutinized by future experiments.

Acknowledgement: We thank Henry Fu and C. Honerkamp for most helpful communications. DHL was supported by DOE grant number DE-AC02-05CH11231. AV was supported by LBNL DOE-504108.

Note Added: In this new version we achieved in significantly improving the accuracy of our functional RG. In the following we summarize the improvement. The approximation made in the previous version, namely, integrating out the electron and hole states lying beyond a small energy cutoff from the Fermi surface using the bare interaction, was forced upon us due to the presence of many (28) band degeneracy points in the bandstructure. (A band degeneracy point is a high symmetry point in the Brillouin zone at which two bands become degenerate.) Around each of the degeneracy point, the phase of the band wavefunction exhibits winding due to the

Berry phase effect. Such winding makes it difficult to fix a global gauge when numerically diagonalizing the kinetic energy Hamiltonian throughout the Brillouin zone. This uncertainty in the phase of the band wavefunction forbids us to allow the external momenta of the scattering vertex to straddle between two k -space regions with a degeneracy point in between. This forces us to choose a small energy cutoff so that the k -space region within the cutoff from the Fermi surface contains no degeneracy point, and to integrate out all k -states outside it using the bare interaction. Since we are concerned that integrating out a large region with bare interaction can over estimate the screen effect, we were trying to improve this approximation.

Thanks to the time reversal symmetry, recently we were able to connect the degeneracy points with opposite vorticity by cuts that respect the point group symmetry, so that a global gauge for the band wavefunction can be chosen except along the measure zero cuts. As a result we can run the RG calculation over a bandwidth which is about ten times bigger than the previous value.

The new version of the paper reports the results obtained under such a dramatic improvement. The new result shows an *s*-wave pairing symmetry with opposite sign on the electron and hole pockets consistent with our previous two band results where the band degeneracy point issue is absent. In contrast, in the previous version of our paper the *s*-wave has the same sign on all Fermi pockets. In addition, the new results nicely agree with our previous two band ones in pointing toward a magnetic mechanism for pairing.

-
- [1] Y. Kamihara, JACS, **128**, 10012 (2006) and Y. Kamihara, JACS, **130**, 3296 (2008)
 - [2] G. F. Chen, *et.al.* arxiv:0803.3790; X. H. Chen, *et.al.* arXiv: 0803.3603, and P Cheng, *et.al.* arXiv: 0804.0835
 - [3] J. Yang *et.al.* arXiv: 0804.3727 and Zhi-An Ren *et.al.*, arXiv: 0804.2053
 - [4] Hai-Hu Wen *et.al.* Europhys. Lett. **82** 17009 (2008)
 - [5] M. Rotter, M. Tegel, D. Johrendt, arXiv: 0805.4630
 - [6] G. Wu *et al.*, arXiv:0806.1459; Yan *et al.*, arXiv:0806.2711; H. S. Jeevan *et al.*, arXiv:0806.2876
 - [7] Clarina de la Cruz, *et.al.* Nature **453**, 899 (2008); H.-H. Klauss *et.al.* arXiv:0805.0264; Huang *et al.*, arXiv:0806.2776
 - [8] L.X. Yang *et al.*, arXiv: 0806.2627
 - [9] J. Dong *et.al.* arXiv:0803.3426, R. H. Liu, *et.al.* 0804.2105 and Y. Qiu *et.al.* arXiv: 0805.1062;
 - [10] T. Y. Chen *et al.*, Nature **453**, 1224 (2008)
 - [11] K. Matano *et al.*, Europhys. Lett. **83** (2008) 5700, K. Ahilan, *et.al.*, arXiv:0804.4026; C. Ren *et.al.* arXiv:0804.1726; F. Hunte *et.al.* arXiv:0804.0485; Y. Nakai, *et.al.* arXiv: 0804.4765; H. Luetkens *et.al.* arXiv:0804.3115; L. Shan *et.al.* arXiv:0803.2405
 - [12] X. Dai *et.al.* arXiv: 0803.3982, X. L. Qi *et.al.* arXiv:0804.4332, Z.J. Yao, J. X. Li, Z. D.

- Wang arXiv:0804.4166; P. A. Lee and X. G. Wen, arXiv:0804.1739, Q. Si and E. Abrahams arXiv:0804.2480; Z. Y. Weng, arXiv: 0804.3228; G. Baskaran, arXiv: 0804.1341, F. J. Ma, Z.-Y Lu, T. Xiang, arXiv:0804.3370, and K. Seo, B. A. Bernevig and J. P. Hu, arXiv:0805.2958
- [13] K. Haule, J. H. Shim, G. Kotliar arXiv: 0803.1279
- [14] R. Shankar, Rev. Mod. Phys. **66**, 129 (1994); J. Polchinski, Proceedings of 1992 Theoretical Advanced Studies Institute in Elementary Particle Physics, edited by J. Harvey and J. Polchinski, World Scientific, Singapore 1993
- [15] D. Zanchi and H.J. Schulz, Phys. Rev. B **61**,13609 (2000)
- [16] C. Honerkamp, *et.al.* Phys. Rev. B. **63**, 035109 (2001)
- [17] K. Kuroki, *et.al.* arXiv:0803.3325
- [18] C. Cao, P. J. Hirschfeld, H. P. Cheng, arXiv:0803.3236; F. Ma, Z. Y. Lu arXiv:0803.3286 and D.J. Singh, M.H. Du arXiv:0803.0429,
- [19] I. I. Mazin, *et.al.* arXiv: 0803.2740
- [20] Fa Wang *et al*, arXiv: 0805.3343
- [21] H. Suhl, B.T. Matthias, L.R. Walker, Phys. Rev. Lett. **12**, 552 (1959)
- [22] T. Li arXiv: 0804.0536; S. Raghu *et.al.* arXiv: 0804.1113 and Q. Han, Y. Chen, Z. D. Wang, Europhys. Lett. **82** 37007 (2008)
- [23] Ying Ran *et al*, arXiv: 0805.3535