

# Rate and power allocation under the pairwise distributed source coding constraint

Shizheng Li and Aditya Ramamoorthy

Department of Electrical and Computer Engineering

Iowa State University

Ames, Iowa 50011

Email: {szli, adityar}@iastate.edu

## Abstract

We consider the problem of rate and power allocation for a sensor network under the pairwise distributed source coding constraint. For noiseless source-terminal channels, we show that the minimum sum rate assignment can be found by finding a minimum weight arborescence in an appropriately defined directed graph. For orthogonal noisy source-terminal channels, the minimum sum power allocation can be found by finding a minimum weight matching forest in a mixed graph. Numerical results are presented for both cases showing that our solutions always outperform previously proposed solutions. The gains are considerable when source correlations are high.

## Index Terms

distributed source coding, Slepian-Wolf theorem, matching forest, directed spanning tree, resource allocation

The material in this work was presented in part at the IEEE Intl. Symp. on Info. Th. 2008.

This research was supported in part by NSF grant CNS-0721453.

## I. INTRODUCTION

The availability of low-cost sensors has enabled the emergence of large-scale sensor networks in recent years. Sensor networks typically consist of sensors that have limited power and are moreover energy constrained since they are usually battery-operated. The data that is sensed by sensor networks and communicated to a terminal<sup>1</sup> is usually correlated. Thus, for sensor networks it is important to allocate resources such as rates and power by taking the correlation into account. The famous Slepian-Wolf theorem [1] shows that the distributed compression (or distributed source coding) of correlated sources can in fact be as efficient as joint compression. Coding techniques that approach the Slepian-Wolf bounds have been investigated [2] and their usage proposed in sensor networks [3]. Typically one wants to minimize metrics such as the total rate or total power expended by the sensors in such situations. A number of authors have considered problems of this flavor [4], [5], [6]. These papers assume the existence of Slepian-Wolf codes that work for a large number of sensors.

In practice, the design of low-complexity Slepian-Wolf codes is well understood only for the case of two sources (denoted  $X$  and  $Y$ ) and there have been constructions that are able to operate on the boundary of the Slepian-Wolf region. In particular, the design of codes (eg.[7],[8],[9]) is easiest for the corner points (asymmetric Slepian-Wolf coding) where the rate pair is either  $(H(X), H(Y|X))$  or  $(H(X|Y), H(Y))$ . Several symmetric code designs are proposed in [10],[11],[12] in which the authors mainly focus on two correlated sources. In [7], the correlation between two binary sources are assumed to be symmetric and the LDPC code is designed for a virtual BSC correlation channel, while the codes designed in [9], [10] and [11] are suitable for arbitrary correlation between the two binary sources. The authors of [13] proposed code designs for multiple sources. For two uniformly distributed binary sources whose correlation can be modeled as a BSC channel, their design supports both symmetric and asymmetric coding and approaches Slepian-Wolf bound. However, when it comes to more than

<sup>1</sup>We shall use terminal and sink interchangeably throughout this paper.

two sources, in order to achieve optimum rate (joint entropy), they have a strong assumption on correlation model, i.e., the correlation between all the sources is solely described by their modulo-2 sum. Thus, given the current state of the art in code design it is of interest to consider coding strategies for sensor networks where pairs of nodes can be decoded at a time instead of all at once. This observation was made in the work of Roumy and Gesbert in [14]. In that work they formulated the pairwise distributed source coding problem and presented algorithms for rate and power allocation under different scenarios. In particular, they considered the case when there exist direct channels between each source node and the terminal. Furthermore, the terminal can only decode the sources pairwise. We briefly review their work below. The work of [14] considers two cases.

i) *Case 1 - Noiseless node-terminal channels.*

Under this scenario, they considered the problem of deciding which particular nodes should be decoded together at the terminal and their corresponding rate allocations so that the total sum rate is minimized.

ii) *Case 2 - Orthogonal noisy node-terminal channels.*

In this case the channels were assumed to be noisy and orthogonal and the objective was to decide which nodes would be paired so that overall power consumption is minimized.

In [14], the problem was mapped onto the problem of choosing the minimum weight matching [15] of an appropriately defined weighted undirected graph. Each node participate in joint decoding only once.

In this paper we consider a class of pairwise distributed source coding solutions that is larger than the ones considered in [14]. The basic idea is that previously decoded data can be used as side information for other sources. A simple example demonstrates that it is not necessary to only consider matchings Consider four correlated sources  $X_1, X_2, X_3$  and  $X_4$ . The solution of [14] constructs a complete graph on the four nodes  $X_1, \dots, X_4$  and assigns the edge weights as the joint entropies i.e. the edge  $(X_i, X_j)$  is assigned weight  $H(X_i, X_j)$ . A minimum weight matching algorithm is then run on this graph to find the minimum sum rate and the rate allocation.

Suppose that this yields the matching  $(X_1, X_3)$  and  $(X_2, X_4)$  so that the sum rate becomes

$$\sum_{i=1}^4 R_i = H(X_1, X_3) + H(X_2, X_4).$$

Since conditioning reduces entropy, it is simple to observe that

$$H(X_1, X_3) + H(X_2, X_4) \geq H(X_1) + H(X_3|X_1) + H(X_2|X_3) + H(X_4|X_2).$$

We now show that an alternative rate allocation:  $R_1 = H(X_1)$ ,  $R_2 = H(X_2|X_3)$ ,  $R_3 = H(X_3|X_1)$  and  $R_4 = H(X_4|X_2)$  can still allow pairwise decoding of the sources at the terminal. Note that at the decoder we have,

- a)  $X_1$  is known since  $R_1 = H(X_1)$ .
- b)  $X_3$  can be recovered by jointly decoding for  $X_3$  and  $X_1$  since  $X_1$  is known and the decoder has access to  $H(X_3|X_1)$  amount of data.
- c)  $X_2$  can be recovered since  $X_3$  is known (from above) and the decoder has access to  $H(X_2|X_3)$  amount of data.
- d) Similarly,  $X_4$  can be recovered.

As we see above, the sources can be decoded at the terminal in a pipelined manner. Note that we can leverage the coding solutions proposed for two sources at the corner points in this case since the encoder for  $X_3$  can be designed assuming that  $X_1$  is known perfectly, the encoder for  $X_2$  can be designed assuming that  $X_3$  is known perfectly etc. The method of source-splitting [16], [17] is closely related to this approach. Given  $M$  sources and an arbitrary rate point in their Slepian-Wolf region, it converts the problem into a rate allocation at a Slepian-Wolf corner point for appropriately defined  $2M - 1$  sources. However as pointed out before, code designs even for corner points are not that well understood for more than two sources. Thus, while using source-splitting can result in sum-rate optimality i.e. the sum rate is the joint entropy, it may not be very practical given the current state of the art. Moreover, for  $M$  sources it requires the design of approximately twice as many encoders and more decoding sub-modules that also comes at the cost of complexity.

In this paper, motivated by complexity issues, we present an alternate formulation of the pairwise distributed source coding problem that is more general than [14]. We demonstrate that for noiseless channels the minimum sum rate allocation problem becomes one of finding a minimum weight arborescence of an appropriately defined directed graph. Next, we show that in the case of noisy channels, the minimum sum power allocation problem can be mapped onto finding the minimum weight matching forest of an appropriately defined mixed graph<sup>2</sup>. Simulation results show that our solutions are significantly better than those in [14] in the cases when correlations are high.

This paper is organized as follows. We formulate the problem and briefly review previous solutions based on matching in Section II. In Section III and IV we present our solution for noiseless channels and noisy channels respectively. Numerical results for the both cases are given in Section V and Section VI concludes this paper.

## II. PROBLEM FORMULATION AND OVERVIEW OF RELATED WORK

Consider a set of correlated sources  $X_1, X_2, \dots, X_n$  transmitting data to one sink in a wireless sensor network. We assume that every source can transmit data directly to the terminal. The source  $X_i$  compresses its data at rate  $R_i$  and sends it to the sink. We assume that the sources encode only their own data. Furthermore, we consider the class of solutions where the sink can recover a given source with the help of at most one other source. The problem has two cases.

### i) *Case 1 - Noiseless node-terminal channels.*

Assume that there is no noise in the channel. In order to reduce the storage requirement at the sensors, we want to minimize the sum rate, i.e.,  $\min \sum_{i=1}^n R_i$ .

### ii) *Case 2 - Orthogonal noisy node-terminal channels.*

Assume that channels between sources and sink are corrupted by additive white Gaussian noise and there is no internode interference. In this case, source channel separation holds [18]. The capacity of the channel between node  $i$  and the sink with transmission power  $P_i$

<sup>2</sup>A mixed graph has both directed and undirected edges

and channel gain  $\gamma_i$  is  $C_i(P_i) \triangleq \log(1 + \gamma_i P_i)$ , where noise power is normalized to one and channel gains are constants known to the terminal. Rate  $R_i$  should satisfy  $R_i \leq C_i(P_i)$ . Let  $[n]$  denote the index set  $\{1, \dots, n\}$ . The transmission power is constrained by peak power constraint:  $\forall i \in [n], P_i \leq P_{max}$ . In this context, our objective is to minimize the sum power, i.e.,  $\min \sum_{i=1}^n P_i$ . Note that in the implementation from the practical point of view, we can use joint distributed source coding and channel coding [19], [20], once the pairing of nodes involved in jointly decoding are known from the resource allocation solution.

We now overview the work of [14]. For noiseless case, in order for the terminal to recover data perfectly, the rates for a pair of nodes  $i$  and  $j$  should be in the Slepian and Wolf region

$$SW_{ij} \triangleq \{(R_i, R_j) : R_i \geq H(X_i|X_j), R_j \geq H(X_j|X_i), R_i + R_j \geq H(X_i, X_j)\}.$$

Note that  $H(X_i, X_j)$  is the minimum sum rate while  $i$  and  $j$  are paired to perform joint decoding. The matching solution of the problem is as follows. Construct an undirected complete graph  $G = (V, E)$ , where  $|V| = n$ . Let  $W_E(i, j)$  denote weight on undirected edge  $(i, j)$ ,  $W_E(i, j) = H(X_i, X_j)$ . Then, find a minimum weight matching  $\mathcal{P}$  of  $G$ . For  $(i, j) \in \mathcal{P}$ , the optimal rate allocation  $(R_i, R_j)$  can be any point on the slope of the SW region of nodes  $i$  and  $j$  since they give same sum rate for a pair. We can simply set  $(R_i, R_j)$  for  $(i, j) \in \mathcal{P}$  to be either  $(H(X_i), H(X_j|X_i))$  or  $(H(X_j), H(X_i|X_j))$ , i.e., at the corner points of SW region.

For noisy case, the rate region for a pair of nodes is the intersection of SW region and capacity region  $C_{ij}$ :  $C_{ij}(P_i, P_j) \triangleq \{(R_i, R_j) : R_i \leq C_i(P_i), R_j \leq C_j(P_j)\}$ . It is easy to see that for a node  $i$  with rate  $R_i$  and power  $P_i$ , at the optimum  $R_i^* = C_i(P_i^*)$ , i.e. the inequality  $R_i \leq C_i(P_i)$  constraint is met with equality. Thus, the power assignment is given by the inverse function of  $C_i$  which we denote by  $Q_i(R_i)$ , i.e.,  $P_i^* = Q_i(R_i^*) = (2^{R_i^*} - 1)/\gamma_i$ . This problem can also be solved by finding minimum matching on a undirected graph. However the weights in this case are the minimum sum power for each pair of nodes. The solution has two steps:

- 1) Find optimal rate-power allocations for all possible node pairs:  $\forall (i, j) \in [n]^2$  s.t.  $i < j$ :

$$(R_{ij}^*(i), R_{ij}^*(j)) = \arg \min Q_i(R_{ij}(i)) + Q_j(R_{ij}(j)) \quad (1)$$

$$s.t. (R_{ij}(i), R_{ij}(j)) \in SW_{ij} \cap C_{ij}(P_{max}, P_{max}) \quad (2)$$

The power allocations are given by  $P_{ij}^*(i) = Q_i(R_{ij}^*(i))$  and  $P_{ij}^*(j) = Q_j(R_{ij}^*(j))$ . The rates  $R_{ij}(i), R_{ij}(j)$  are the rates for node  $i$  and node  $j$  when  $i$  and  $j$  are paired. Note that when  $i$  and another node  $k \neq j$  are considered as a pair, the rate for  $i$  may be different, i.e.,  $R_{ij}(i) \neq R_{ik}(i)$ .

- 2) Construct an undirected complete graph  $G = (V, E)$ , where  $W_E(i, j) = P_{ij}^*(i) + P_{ij}^*(j)$  for edge  $(i, j)$ , and find a minimum matching  $\mathcal{P}$  in  $G$ . The power allocation for node pair  $(i, j) \in \mathcal{P}$  denoted by  $(P_i, P_j)$  is  $(P_{ij}^*(i), P_{ij}^*(j))$  and the corresponding rate allocation can be found.

The solution for step (1) is given in [14] and denoted as  $(P_{ij}^*(i), P_{ij}^*(j), R_{ij}^*(i), R_{ij}^*(j))$ . This solution is the optimum rate-power allocation between a pair of nodes  $i$  and  $j$  under the peak power constraint and SW region constraint. Note that in this case, the rate assignments for  $i$  and  $j$  do not necessarily happen at the corner of the SW region.

### III. NOISELESS CASE

As shown by the example in Section I, the rate allocation given by matching may not be optimum and in fact there exist other schemes that have a lower rate while still working with the current coding solutions to the two source SW problem. We now present a formal definition of the pairwise decoding constraint.

*Definition 1: Pairwise property of rate assignment.* Consider a set of discrete memoryless sources  $X_1, X_2, \dots, X_n$  and the corresponding rate assignment  $\mathbf{R} = (R_1, R_2, \dots, R_n)$ . The rate assignment is said to satisfy the pairwise property if for each source  $X_i, i \in [n]$ , there exists an ordered sequence of sources  $(X_{i_1}, X_{i_2}, \dots, X_{i_k})$  such that

$$R_{i_1} \geq H(X_{i_1}), \quad (3)$$

$$R_{i_j} \geq H(X_{i_j} | X_{i_{j-1}}), \quad \text{for } 2 \leq j \leq k, \text{ and} \quad (4)$$

$$R_i \geq H(X_i | X_{i_k}). \quad (5)$$

Note that a rate assignment that satisfies the pairwise property allows the possibility that each source can be reconstructed at the decoder by solving a sequence of decoding operations at the SW corner points e.g. for decoding source  $X_i$  one can use  $X_{i_1}$  (since  $R_{i_1} \geq H(X_{i_1})$ ), then decode  $X_{i_2}$  using the knowledge of  $X_{i_1}$ . Continuing in this manner finally  $X_i$  can be decoded. A rate assignment  $\mathbf{R}$  shall be called pairwise valid (or valid in this section), if it satisfies the pairwise property. In this section, we focus on looking for a valid rate allocation that minimizes the sum rate. An equivalent definition can be given in graph-theoretic terms by constructing a graph called the pairwise property test graph corresponding to the rate assignment.

*Pairwise Property Test Graph Construction*

- 1) Inputs : the number of nodes  $n$ ,  $H(X_i)$  for all  $i \in [n]$ ,  $H(X_i|X_j)$  for all  $i, j \in [n]^2$  and the rate assignment  $\mathbf{R}$ .
- 2) Initialize a graph  $G = (V, A)$  with a total of  $2n$  nodes i.e.  $|V| = 2n$ . There are  $n$  regular nodes denoted  $1, 2, \dots, n$  and  $n$  starred nodes denoted  $1^*, 2^*, \dots, n^*$ .
- 3) Let  $W_A(j \rightarrow i)$  denote the weight on directed edge  $(j \rightarrow i)$ . For each  $i \in [n]$ :
  - i) If  $R_i \geq H(X_i)$  then insert edge  $(i^* \rightarrow i)$  with  $W_A(i^* \rightarrow i) = H(X_i)$ .
  - ii) If  $R_i \geq H(X_i|X_j)$  then insert edge  $(j \rightarrow i)$  with  $W_A(j \rightarrow i) = H(X_i|X_j)$ .
- 4) Remove all nodes that do not participate in any edge.

We denote the resulting graph for a given rate allocation by  $G(\mathbf{R}) = (V, A)$ . Note that if  $\mathbf{R}$  is valid, the graph still contains at least one starred node. Next, based on  $G(\mathbf{R})$  we define a set of nodes that are called the parent nodes.  $\text{Parent}(\mathbf{R}) = \{i^* | (i^* \rightarrow i) \in A\}$ , i.e.,  $\text{Parent}(\mathbf{R})$  corresponds to the starred nodes for the set of sources for which the rate allocation is at least the entropy. Mathematically if  $i^* \in \text{Parent}(\mathbf{R})$ , then  $R_i \geq H(X_i)$ . We now demonstrate the equivalence between the pairwise property and the construction of the graph above.

*Lemma 1:* Consider a set of discrete correlated sources  $X_1, \dots, X_n$  and a corresponding rate assignment  $\mathbf{R} = (R_1, \dots, R_n)$ . Construct  $G(\mathbf{R})$  based on the algorithm above. The rate assignment  $\mathbf{R}$  satisfies the pairwise property if and only if for all regular nodes  $i \in V$  there exists a starred node  $j^* \in \text{Parent}(\mathbf{R})$  such that there exists directed path from  $j^*$  to  $i$  in  $G(\mathbf{R})$ .



*Proof:* Suppose that  $G(\mathbf{R})$  is such that for all regular nodes  $i \in V$ , there exists a  $j^* \in \text{Parent}(\mathbf{R})$  so that there is a directed path from  $j^*$  to  $i$ . We show that this implies the pairwise property for  $X_i$ . Let the path from  $j^*$  to  $i$  be denoted  $j^* \rightarrow j \rightarrow \alpha_1 \dots \rightarrow \alpha_k \rightarrow i$ . We note that  $R_j \geq H(X_j)$  by construction. Similarly edge  $(\alpha_l \rightarrow \alpha_{l+1})$  exists in  $G(\mathbf{R})$  only because  $R_{\alpha_{l+1}} \geq H(X_{\alpha_{l+1}}|X_{\alpha_l})$  and likewise  $R_i \geq H(X_i|X_{\alpha_k})$ . Thus for source  $i$  we have found the ordered sequence of sources  $(X_j, X_{\alpha_1}, \dots, X_{\alpha_k})$  that satisfy properties (3), (4) and (5) in definition 1.

Conversely, if  $\mathbf{R}$  satisfies the pairwise property, then for each  $X_i$ , there exists an ordered sequence  $(X_{i_1}, \dots, X_{i_k})$  that satisfies properties (3), (4) and (5) from definition 1. This implies that there exists a directed path from  $i_1^*$  to  $i$  in  $G(\mathbf{R})$ , since  $(i_1^* \rightarrow i_1) \in A$  because  $R_{i_1} \geq H(X_{i_1})$  and furthermore  $(i_{j-1} \rightarrow i_j) \in A$  because  $R_{i_j} \geq H(X_{i_j}|X_{i_{j-1}})$ , for  $j = 2, \dots, k$ . ■

We define another set of graphs that are useful for presenting the main result of this section.

*Definition 2: Specification of  $G_{i^*}(\mathbf{R})$ .* Suppose that we construct graph  $G(\mathbf{R})$  as above and find  $\text{Parent}(\mathbf{R})$ . For each  $i^* \in \text{Parent}(\mathbf{R})$  we construct  $G_{i^*}(\mathbf{R})$  in the following manner: For each  $j^* \in \text{Parent}(\mathbf{R}) \setminus \{i^*\}$  remove the edge  $(j^* \rightarrow j)$  and the node  $j^*$  from  $G(\mathbf{R})$ .

For the next result we need to introduce the concept of an arborescence [15].

*Definition 3: An arborescence (also called directed spanning tree)* of a directed graph  $G = (V, A)$  rooted at vertex  $r \in V$  is a subgraph  $T$  of  $G$  such that it is a spanning tree if the orientation of the edges is ignored and there is a path from  $r$  to all  $v \in V$  when the direction of edges is taken into account.

*Theorem 1:* Consider a set of discrete correlated sources  $X_1, \dots, X_n$  and let the corresponding rate assignment  $\mathbf{R}$  be pairwise valid. Let  $G(\mathbf{R})$  be constructed as above. There exists another valid rate assignment  $\mathbf{R}'$  that can be described by the edge weights of an arborescence of  $G_{i^*}(\mathbf{R})$  rooted at  $i^*$  where  $i^* \in \text{Parent}(\mathbf{R})$  such that  $R'_j \leq R_j$ , for all  $j \in [n]$ .

*Proof:* We shall show that a new subgraph can be constructed from which  $\mathbf{R}'$  can be obtained. This shall be done by a series of graph-theoretic transformations.

Pick an arbitrary starred node  $j^* \in \text{Parent}(\mathbf{R})$  and construct  $G_{j^*}(\mathbf{R})$ . We claim that in the current graph  $G_{j^*}(\mathbf{R})$  there exists a path from the starred node  $j^*$  to all regular nodes  $i \in [n]$ .

To see this note that since  $\mathbf{R}$  is pairwise valid, for each regular node  $i$  there exists a path from some starred node to  $i$  in  $G(\mathbf{R})$ . If for some regular node  $i$ , the starred node is  $j^*$ , the path is still in  $G_{j^*}(\mathbf{R})$ . Now consider a regular node  $i_1$  and suppose there exists a directed path  $k^* \rightarrow k \rightarrow \beta_1 \dots \rightarrow i_1$  in  $G(\mathbf{R})$  where  $k^* \in \text{Parent}(\mathbf{R})$ ,  $k^* \neq j^*$ . Since  $k^* \in \text{Parent}(\mathbf{R})$ ,  $R_k \geq H(X_k) \geq H(X_k|X_l) \quad \forall l \in [n]$ . This implies that edge  $(l \rightarrow k)$  is in  $G_{j^*}(\mathbf{R})$ ,  $\forall l \in [n]$ , in particular,  $(j \rightarrow k) \in G_{j^*}(\mathbf{R})$ . Therefore, in  $G_{j^*}(\mathbf{R})$  there exists the path  $j^* \rightarrow j \rightarrow k \rightarrow \beta_1 \dots \rightarrow i_1$ . This claim implies that there exists an arborescence rooted at  $j^*$  in  $G_{j^*}(\mathbf{R})$  [15].

Suppose we find such one such arborescence  $T_{j^*}$  of  $G_{j^*}(\mathbf{R})$ . In  $T_{j^*}$  every node except  $j^*$  has exactly one incoming edge (by the property of an arborescence [15]). Let  $\text{inc}(i)$  denote the node such that  $(\text{inc}(i) \rightarrow i) \in T_{j^*}$ . We define a new rate assignment  $\mathbf{R}'$  as

$$R'_i = W_A(\text{inc}(i) \rightarrow i) = H(X_i|X_{\text{inc}(i)}) \quad (\text{for } i \in [n] \text{ and } i \neq j), \text{ and}$$

$$R'_j = W_A(j^* \rightarrow j) = H(X_j).$$

The existence of edge  $(j^* \rightarrow j) \in G(\mathbf{R})$  implies  $R'_j = H(X_j) \leq R_j$ . Similarly, we have  $R'_i \leq R_i$  for  $i \in [n] \setminus \{j\}$ . And it is easy to see that  $\mathbf{R}'$  is a valid rate assignment.  $\blacksquare$

Thus, the above theorem implies that valid rate assignments that are described on arborescences of the graphs  $G_{i^*}(\mathbf{R})$  are the best from the point of view of minimizing the sum rate. Finally we have the following theorem that says that the valid rate assignment that minimizes the sum rate can be found by finding minimum weight arborescences of appropriately defined graphs. For the statement of the theorem we need to define the following graphs.

- a) The graph  $G^{\text{tot}} = (V^{\text{tot}}, A^{\text{tot}})$  is such that  $V^{\text{tot}}$  consists of  $n$  regular nodes  $1, \dots, n$  and  $n$  starred nodes  $1^*, \dots, n^*$ ,  $|V^{\text{tot}}| = 2n$ . The edge set  $A^{\text{tot}}$  consists of edges  $(i^* \rightarrow i)$ ,  $W_A(i^* \rightarrow i) = H(X_i)$  for  $i \in [n]$  and edges  $(i \rightarrow j)$ ,  $W_A(i \rightarrow j) = H(X_j|X_i)$  for all  $i, j \in [n]^2$ .
- b) For each  $i = 1, \dots, n$  we define  $G_{i^*}$  as the graph obtained from  $G^{\text{tot}}$  by deleting all edges of the form  $(j^* \rightarrow j)$  for  $j \neq i$  and all nodes in  $\{1^*, \dots, n^*\} \setminus \{i^*\}$ .

**Theorem 2:** Consider a set of sources  $X_1, \dots, X_n$ . Suppose that we are interested in finding a valid rate assignment  $\mathbf{R} = (R_1, \dots, R_n)$  for these sources so that the sum rate  $\sum_{i=1}^n R_i$  is

minimum. Let  $\mathbf{R}^{i^*}$  denote the rate assignment specified by the minimum weight arborescence of  $G_{i^*}$ . Then the optimal valid rate assignment can be found as

$$R_{opt} = \arg \min_{i \in \{1, \dots, n\}} \sum_{j=1}^n R_j^{i^*}$$

*Proof.* From Theorem 1 we have that any valid rate assignment  $\mathbf{R}$  can be transformed into new rate assignment that can be described on an arborescence of  $G_{i^*}(\mathbf{R})$  rooted at  $i^*$  and suitable weight assignment. It is component-wise lower than  $\mathbf{R}$ . This implies that if we are interested in a minimum sum rate solution, it suffices to focus our attention on solutions specified by all solutions that can be described by all possible arborescences of graphs of the form  $G_{i^*}(\mathbf{R})$  over all  $i^* = 1^*, \dots, n^*$  and all possible valid rate assignments  $\mathbf{R}$ .

Now consider the graph  $G_{i^*}$  defined above. We note that all graphs of the form  $G_{i^*}(\mathbf{R})$  where  $\mathbf{R}$  is valid are subgraphs of  $G_{i^*}$ . Therefore finding the minimum cost arborescence of  $G_{i^*}$  will yield us the best rate assignment possible within the class of solutions specified by  $G_{i^*}(\mathbf{R})$ . Next, we find the best solutions  $\mathbf{R}^{i^*}$  for all  $i \in [n]$  and pick the solution with the minimum cost. This yields the optimal rate assignment. ■

#### IV. NOISY CASE

In this section we consider the case when the sources are connected to the terminal by orthogonal noisy channels. In this case, the objective is to minimize the sum power. Therefore the optimum rate allocation within a pair of sources may not be at the corner points of SW region. We want some node pairs working at corner points while some others working on the slope of the SW region. Taking this into account, we generalize the concept of pairwise property.

For a given rate assignment  $\mathbf{R}$ , we say that  $X_i$  is *initially decodable* if  $R_i \geq H(X_i)$ , or together with another source  $X_j$ ,  $(R_i, R_j) \in SW_{ij}$ . If  $R_i \geq H(X_i)$ , it can be decoded by itself. If  $(R_i, R_j) \in SW_{ij}$ , SW codes can be designed for  $X_i, X_j$  and they can be recovered by joint decoding. In addition, if we take advantage of previously decoded source data to help decode other sources as we did in the noiseless case, starting with an initially decodable source, more sources can potentially be recovered.

*Definition 4: Generalized pairwise property of rate assignment.* Consider a set of discrete memoryless sources  $X_1, \dots, X_n$  and the corresponding rate assignment  $\mathbf{R} = (R_1, \dots, R_n)$ . The rate assignment is said to satisfy the generalized pairwise property if for each  $X_i, i \in [n]$ ,  $X_i$  is initially decodable, or there exists an ordered sequence of sources  $(X_{i_1}, X_{i_2}, \dots, X_{i_k})$  such that

$$X_{i_1} \text{ is initially decodable,} \quad (6)$$

$$R_{i_j} \geq H(X_{i_j} | X_{i_{j-1}}), \quad \text{for } 2 \leq j \leq k. \quad (7)$$

$$R_i \geq H(X_i | X_{i_k}) \quad (8)$$

A rate assignment  $\mathbf{R}$  shall be called generalized pairwise valid (or valid in this section), if it satisfies the generalized pairwise property and for every rate  $R_i \in \mathbf{R}$ ,  $Q_i(R_i) \leq P_{max}$ . A valid rate assignment allows every source to be recovered at the sink. A power assignment  $\mathbf{P} = (P_1, P_2, \dots, P_n)$  shall be called valid, if the corresponding rate assignment is valid.

We shall introduce generalized pairwise property test graph. The input and initialization are the same as pairwise property test graph construction. Then, for each  $i \in [n]$ :

- i) If  $R_i \geq H(X_i)$  then insert directed edge  $(i^* \rightarrow i)$  with weight  $W_A(i^* \rightarrow i) = Q_i(H(X_i))$ .
- ii) If  $R_i \geq H(X_i | X_j)$  then insert directed edge  $(j \rightarrow i)$  with weight  $W_A(j \rightarrow i) = Q_i(H(X_i | X_j))$ .
- iii) If  $(R_i, R_j) \in SW_{ij}$ , then insert undirected edge  $(i, j)$  with weight  $W_E(i, j) = Q_i(R_{ij}^*(i)) + Q_j(R_{ij}^*(j)) = P_{ij}^*(i) + P_{ij}^*(j)$ . Note that as pointed out in Section II,  $(P_{ij}^*(i), P_{ij}^*(j), R_{ij}^*(i), R_{ij}^*(j))$  are the optimum rate-power allocation between node pair  $(i, j)$  given by [14].

Finally, remove all nodes that do not participate in any edge. We denote the resulting graph for a given rate allocation by  $G_M(\mathbf{R}) = (V, E, A)$ , where  $E$  is undirected edge set and  $A$  is directed edge set. Denote the regular node set as  $V_R \subset V$ .

*Lemma 2:* Consider a set of discrete correlated sources  $X_1, \dots, X_n$  and a corresponding rate assignment  $\mathbf{R} = (R_1, \dots, R_n)$ . Suppose that we construct  $G_M(\mathbf{R})$  based on the algorithm above. The rate assignment  $\mathbf{R}$  is generalized pairwise valid if and only if,  $\forall R_i \in \mathbf{R}, Q_i(R_i) \leq P_{max}$ , and for all regular nodes  $i \in V_R$ , at least one of these conditions holds:

- 1)  $i$  participates in an undirected edge  $(i, i')$ ,  $i' \in V_R$ ;
- 2) There exists a starred node  $i^*$  and an directed edge  $(i^* \rightarrow i)$ ;

- 3) There exists a starred node  $j^*$  such that there is a directed path from  $j^*$  to  $i$ ;
- 4) There exists a regular node  $j$  participating in edge  $(j, j')$ ,  $j' \in V_R$  such that there is a directed path from  $j$  to  $i$ ;

The proof of this lemma is very similar to that of Lemma 1. If one of the conditions 1) and 2) holds,  $X_i$  is initially decodable, and vice versa. If one of the conditions 3) and 4) holds,  $X_i$  can be decoded in a sequence of decoding procedures which starts from an initially decodable source  $X_j$ , and vice versa. Next, we introduce some definitions crucial to the rest of the development.

*Definition 5:* Given a mixed graph  $G = (V, E, A)$ , if  $e = (i \rightarrow j) \in A$ ,  $i$  is the tail and  $j$  is the head of  $e$ . If  $e = (i, j) \in E$ , we call both  $i$  and  $j$  the head of  $e$ . For a node  $i \in V$ ,  $h_G(i)$  denotes the number of edges for which  $i$  is the head.

*Definition 6:* The *underlying undirected graph* of a mixed graph  $G$  denoted by  $UUG(G)$  is the undirected graph obtained from the mixed graph by forgetting the orientations of the directed edges, i.e., treating directed edges as undirected edges.

As pointed out previously, we want some nodes to work at corner points of two-dimensional SW region and others to work on the slope. Thus, we need to somehow combine the two concepts of arborescence and matching. The appropriate concept for our purpose is the notion of a matching forest first introduced in the work of Giles [21].

*Definition 7:* Given a mixed graph  $G = (V, E, A)$ , a subgraph  $F$  of  $G$  is called a *matching forest* [21] if  $F$  contains no cycles in  $UUG(F)$  and any node  $i \in V$  is the head of at most one edge in  $F$ , i.e.  $\forall i \in V, h_F(i) \leq 1$ .

In the context of this section we also define a strict matching forest. For a mixed graph  $G$  containing regular nodes and starred nodes, a matching forest  $F$  satisfying  $h_F(i) = 1, \forall i \in V_R$  (i.e. every regular node is the head of exactly one edge) is called a *strict matching forest (SMF)*. In the noisy case, the SMF plays a role similar to the arborescence in the noiseless case. Now, we introduce a theorem similar to Theorem 1.

*Theorem 3:* Given a generalized pairwise valid rate assignment  $\mathbf{R}$  and corresponding power assignment  $\mathbf{P}$ , let  $G_M(\mathbf{R})$  be constructed as above. There exists another valid rate assignment

$\mathbf{R}'$  and power assignment  $\mathbf{P}'$  that can be described by the edge weights of a strict matching forest of  $G_M(\mathbf{R})$  such that  $\sum_{i=1}^n P'_i \leq \sum_{i=1}^n P_i$ .

*Proof.* In order to find such a SMF, we first change the weights of  $G_M(\mathbf{R})$ , yielding a new graph  $G'_M(\mathbf{R})$ . Let  $W'_A(i \rightarrow j), W'_E(i, j)$  denote weights in  $G'_M(\mathbf{R})$ . Let  $\Lambda$  be a sufficiently large constant. We perform the following weight transformation on all edges.

$$W'_E(i, j) = 2\Lambda - W_E(i, j), \quad W'_A(i \rightarrow j) = \Lambda - W_A(i \rightarrow j). \quad (9)$$

Denote the sum weight of a subgraph  $G'$  of graph  $G'_M(\mathbf{R})$  as  $Wt_{G'_M(\mathbf{R})}(G')$ . Next, we find a maximum weight matching forest of  $G'_M(\mathbf{R})$ , which can be done in polynomial time [22].

*Lemma 3:* The maximum weight matching forest  $F_M$  in  $G'_M(\mathbf{R})$  is a strict matching forest, i.e., it satisfies:  $\forall i \in V_R, h_{F_M}(i) = 1$ .

*Proof.* See Appendix.

Note that each regular node is head of exact one edge in  $F_M$ . The power allocation is performed as follows. Any  $i \in V_R$  is the head of one of three kinds of edges in  $F_M$  corresponding to three kinds of rate-power assignment:

- 1) If  $\exists(i^* \rightarrow i) \in F_M$ , then set  $P'_i = Q_i(H(X_i))$  and  $R'_i = H(X_i)$ . The existence of edge  $(i^* \rightarrow i)$  in  $G_M(\mathbf{R})$  means that  $R_i \geq H(X_i)$ , so  $R'_i \leq R_i$  and  $P'_i \leq P_i \leq P_{max}$ .
- 2) If  $\exists(i, j) \in F_M$ , set  $P'_i = P_{ij}^*(i)$ ,  $R'_i = R_{ij}^*(i)$  and  $P'_j = P_{ij}^*(j)$ ,  $R'_j = R_{ij}^*(j)$ . The existence of edge  $(i, j)$  in  $G_M(\mathbf{R})$  means that  $R_i$  and  $R_j$  are in the SW region,  $P_i \leq P_{max}$  and  $P_j \leq P_{max}$ . We know that  $P_{ij}^*(i), P_{ij}^*(j)$  is the minimum sum power solution for node  $i$  and  $j$  when the rate allocation is in SW region and the power allocation satisfies  $P_{max}$  constraints. So  $P'_i + P'_j \leq P_i + P_j$ ,  $P'_i \leq P_{max}$ ,  $P'_j \leq P_{max}$ .
- 3) If  $\exists(j \rightarrow i) \in F_M$ , set  $P'_i = Q_i(H(X_i|X_j))$  and  $R'_i = H(X_i|X_j)$ . The existence of edge  $(j \rightarrow i)$  in  $G_M(\mathbf{R})$  means that  $R_i \geq H(X_i|X_j)$ , so  $R'_i \leq R_i$  and  $P'_i \leq P_i \leq P_{max}$ .

Therefore, the new power allocation  $\mathbf{P}'$  reduces the sum power. Notice that when we are assigning new rates to the nodes, the conditions in Definition 4 still hold. So the new rate  $\mathbf{R}'$  is also valid. So  $\mathbf{P}'$  is a valid power allocation with less sum power. ■

The following theorem says that the valid power assignment that minimizes the sum power can be found by finding minimum weight SMF of an appropriately defined graph.

The graph  $G^{tot} = (V^{tot}, A^{tot}, E^{tot})$  is such that  $V^{tot}$  consists  $n$  regular nodes  $1, \dots, n$  and  $n$  starred nodes  $1^*, \dots, n^*$ , and  $|V^{tot}| = 2n$ . The directed edge set  $A^{tot}$  consists of edges  $(i^* \rightarrow i), W_A(i^* \rightarrow i) = Q_i(H(X_i))$  for  $\{i : i \in [n] \text{ and } Q_i(H(X_i)) \leq P_{max}\}$ , and directed edges  $(i \rightarrow j), W_A(i \rightarrow j) = Q_j(H(X_j|X_i))$  for  $\{i, j : i, j \in [n]^2 \text{ and } Q_j(H(X_j|X_i)) \leq P_{max}\}$ . The undirected edge set  $E^{tot}$  consists of edges  $(i, j), W_E(i, j) = P_{ij}^*(i) + P_{ij}^*(j)$  for all  $i, j \in [n]^2$ .

Assume that  $P_{max}$  is large enough so that there exist at least one valid rate-power allocation, the following theorem shows that the optimal rate-power allocation can be found in  $G^{tot}$ .

*Theorem 4:* Consider a set of sources  $X_1, \dots, X_n$ . Suppose that we are interested in finding a valid rate assignment  $\mathbf{R}$  and its corresponding power assignment  $\mathbf{P}$  for these sources so that the sum power  $\sum_{i=1}^n P_i = \sum_{i=1}^n Q_i(R_i)$  is minimum. The optimal valid power assignment can be specified by the minimum weight SMF of  $G^{tot}$ .

The proof of this theorem is similar to that of Theorem 2. Note that matching is a special case of matching forest, and is also a special case of SMF in our problem. Therefore, minimum weight SMF solution is always no worse than minimum matching solution.

We now show that the minimum SMF in  $G^{tot}$  can be found by finding maximum matching forest in another mixed graph after weight transformation. We can perform the same weight transformation for  $G^{tot}$  as we did for  $G_M(\mathbf{R})$ . Denote the resulting graph as  $G^{tot'}$ . Find the maximum weight matching forest  $F'_M$  in  $G^{tot'}$ . Denote the corresponding matching forest in  $G^{tot}$  as  $F_M$ . We claim that both  $F'_M$  and  $F_M$  are SMFs. To see this, note that since there exists valid rate allocation  $\mathbf{R}$ ,  $G'_M(\mathbf{R})$  is a subgraph of  $G^{tot'}$ . From Lemma 3, we know that SMF exists in  $G'_M(\mathbf{R})$ . Therefore, SMF also exists in  $G^{tot'}$ . Because in a SMF starred node is not head of any edge and regular node is head of exact one edge, based on weight transformation rules, the weight of a SMF  $F'_S$  in  $G^{tot'}$  is:

$$Wt_{G^{tot'}}(F'_S) = n\Lambda - Wt_{G^{tot}}(F_S) \quad (10)$$

where  $F_S$  is the corresponding SMF in  $G^{tot}$ . Weight of any non-strict matching forest  $F_{NS}$

is  $Wt_{G^{tot'}}(F'_{NS}) = m\Lambda - Wt_{G^{tot}}(F_{NS}), m < n$ . Since  $\Lambda$  is sufficiently large,  $Wt_{G^{tot'}}(F'_S) > Wt_{G^{tot'}}(F'_{NS})$ , i.e., SMFs in  $G^{tot}$  always have larger weights. Therefore, the maximum weight matching forest  $F'_M$  in  $G^{tot'}$  is SMF. So is the corresponding matching forest  $F_M$  in  $G^{tot}$ . From (10), it is easy to see in  $G^{tot}$  the matching forest corresponding to  $F'_M$  (the maximum weight matching forest in  $G^{tot'}$ ) has minimum weight, i.e.,  $F_M$  is the minimum SMF in  $G^{tot}$ .

## V. NUMERICAL RESULTS

We consider a wireless sensor network example in a square area where the coordinates of the sensors are randomly chosen and uniformly distributed in  $[0, 1]$ . The sources are assumed to be jointly Gaussian distributed such that each source has zero mean and unit variance (this model was also used in [23]). The off-diagonal elements of the covariance matrix  $\mathbf{K}$  are given by  $K_{ij} = \exp(-cd_{ij})$ , where  $d_{ij}$  is the distance between node  $i$  and  $j$ , i.e., the nodes far from each other are less correlated. The parameter  $c$  indicates the spatial correlation in the data. A lower value of  $c$  indicates higher correlation. The individual entropy of each source is  $H_1 = \frac{1}{2} \log(2\pi e\sigma^2) = 2.05$ .

Consider the noiseless case first. Because the rate allocation only depends on entropies and conditional entropies, we do not need to care the location of the sink. It is easy to see based on our assumed model that  $H(X_i|X_j) = H(X_j|X_i), \forall i, j \in [n]^2$ . Thus,  $W_A(i \rightarrow j) = W_A(j \rightarrow i)$ . It can be shown that the weights of minimum weight arborescences  $G_{i*}, i = 1, \dots, n$  are the same. Therefore, we only need to find minimum weight arborescence on  $G_{1*}$ . A solution for a sensor network containing 20 nodes are shown in Fig.1. Since the starred node  $1^*$  is virtual in the network, we did not put it on the graph. Instead, we marked node 1 as root in the arborescence, whose transmission rate is its individual entropy  $H_1$ . Edge  $(i \rightarrow j)$  in the arborescence implies that  $X_i$  will be decoded in advance and used as side information to help decode  $X_j$ . The matching solution for the same network is shown in Fig.2. As noted in [14], the optimum matching tries to match close neighbors together because  $H(X_i, X_j)$  decreases with the internode distance. Our arborescence solution also showed similar property, i.e., a node tended to help its close neighbor



since the conditional entropies between them are small. In Fig.3, we plot the normalized sum rate  $R_{s0} \triangleq \sum_{i=1}^n R_i/H_1$  vs. the number of sensors  $n$ . If there is no pairwise decoding, i.e., the nodes transmit data individually to the sink,  $R_i = H_1$  and  $R_{s0} = n$ . The matching solution and the minimum arborescence (MA) solution are compared in the figure. We also plotted the optimal normalized sum rate  $H(X_1, \dots, H_n)/H_1$  in the figure. The rate can be achieved theoretically when all sources are jointly decoded together. We observe that if the nodes are highly correlated ( $c = 1$ ), the present solution outperforms the matching solution considerably. Even if the correlation is not high, our MA solution is always better than matching solution. It is interesting to note that even though we are doing pairwise distributed source coding, our sum rate is quite close to the theoretical limit which is achieved by  $n$ -dimensional distributed source coding.

Next, we consider optimizing the total power when there are AWGN channels between the sources and the sink. The channel gain  $\gamma_i$  is the reciprocal of the square of the distance between source  $X_i$  and the sink. We assume that the coordinates of the sink are  $(0, 0)$ . An example of the strict matching forest (SMF) solution to a network with 16 sensors is given in Fig.4. There is one undirected edge in the SMF implying that the heads of this edge work on the slope of SW region. Other 14 edges are directed edges implying that the tails of the edges are used as side information to help decode their heads. No node is encoded at rate  $H_1$ . In fact, most minimum SMFs in our simulations exhibit this property, i.e., the minimum SMF contains 1 undirected edge and  $n-2$  directed edges between regular nodes. This fact coincides our intuition: transmitting at a rate of conditional entropy is the most economical way, while transmitting at a rate of individual entropy consumes most power. The matching solution for the same network is given in Fig.5. We compare sum powers of the SMF solution with matching solution in Table.I. The sum powers were averaged over three realizations of sensor networks. We also found the theoretical optimal sum power when  $n$ -dimensional distributed source coding is applied by solving the following convex optimization problem.

$$\begin{aligned}
& \min_{R_1, \dots, R_n} \sum_{i=1}^n P_i = \sum_{i=1}^n (2^{R_i} - 1) / \gamma_i \\
& \text{subject to } (2^{R_i} - 1) / \gamma_i \leq P_{\max}, \forall i \\
& (R_1, \dots, R_n) \in SW_n
\end{aligned}$$

where  $SW_n$  is the  $n$ -dimensional Slepian-Wolf region. From the table, we can observe that our strategy always outperforms the matching strategy regardless of the level of correlation, and comes quite close to the theoretical limit that is achieved by  $n$ -dimensional SW coding.

## VI. CONCLUSION

The optimal rate and power allocation for a sensor network under pairwise distributed source coding constraint was first introduced in [14]. We proposed a more general definition of pairwise distributed source coding and provided solutions for the rate and power allocation problem, which can reduce the cost (sum rate or sum power) further. For the case when the sources and the terminal are connected by noiseless channels, we found a rate allocation with the minimum sum rate given by the minimum weight arborescence on a well-defined directed graph. For noisy orthogonal source terminal channels, we found a rate-power allocation with minimum sum power given by the minimum weight strict matching forest on a well-defined mixed graph. All algorithms introduced have polynomial-time complexity. Numerical results show that our solution has significant gains over the solution in [14], especially when correlations are high.

Future research directions would include extensions to resource allocation problems when joint decoding of three (or more) sources [24] at one time is considered, instead of only two in this paper. Another interesting issue is to consider intermediate relay nodes in the network, which are able to copy and forward data, or even encode data using network coding [25].

## VII. ACKNOWLEDGEMENTS

The authors would like to thank the anonymous reviewers whose comments greatly improved the quality of the paper.

## APPENDIX

### PROOF OF LEMMA 3

We shall first introduce and prove a lemma which facilitates the proof of Lemma 3.

*Lemma 4:* Consider two nodes  $i$  and  $j$  in a matching forest  $F$  such that either  $h_F(i) = 0$  or  $h_F(j) = 0$ , and they do not have incoming directed edges. Then, there does not exist a path of the form

$$i - \alpha_1 - \alpha_2 - \cdots - \alpha_k - j \quad (11)$$

in  $UUG(F)$ .

*Proof.* First consider the case when  $h_F(i) = h_F(j) = 0$ , i.e.,  $i, j$  only have outgoing directed edge(s). Suppose there is such a path (11), edge  $(i, \alpha_1)$  should directed from  $i$  to  $\alpha_1$  in  $F$  since  $h_F(i) = 0$ , similarly,  $j \rightarrow \alpha_k$ . As depicted in Fig.6, at least one node  $\alpha_l$  in the path will have  $h_F(\alpha_l) = 2$ . But we know that  $h_F(t) \leq 1$  holds for every node  $t \in V$  in matching forest  $F$ . So there is no such path (11) in  $UUG(F)$ . If  $h_F(i) = 0, h_F(j) = 1$  and  $j$  connects to an undirected edge  $(j, j')$  in  $F$ ,  $i, j$  and  $j'$  can only have outgoing directed edge(s). By similar arguments above, we know that at least one node  $\alpha_l$  on the path is such that  $h_F(\alpha_l) = 2$ . Similarly, the case when  $i$  connects to an undirected edge and  $h_F(j) = 0$  can be proved. ■

*Proof of Lemma 3:* We will prove this lemma by contradiction. We shall show that if  $h_{F_M}(i) = 0$  for a regular node  $i$ , we can find another matching forest  $F'$  in  $G'_M(\mathbf{R})$  such that  $Wt_{G'_M(\mathbf{R})}(F') > Wt_{G'_M(\mathbf{R})}(F_M)$ , i.e.,  $F_M$  is not the maximum matching forest. Since  $F_M$  is a matching forest, it satisfies (a)  $h_{F_M}(t) \leq 1$  for every node<sup>3</sup>  $t \in V$  and (b) no cycle exist in  $UUG(F_M)$ . Suppose  $h_{F_M}(i) = 0$  for a regular node  $i$  in  $F_M$ . We shall make a set of modifications to  $F_M$  resulting in a new matching forest  $F'$  and prove that these manipulations will eventually increase the sum weight, make  $h_{F'}(i)$  become 1 and ensure that there is no cycle in  $UUG(F')$ . Also, these modifications should guarantee that  $h_{F'}(j) = 1$  for  $j \in \{j : j \in V_R \setminus \{i\} \text{ and } h_{F_M}(j) = 1\}$ , i.e.

<sup>3</sup>Actually, for a star node  $i^* \in V \setminus V_R$ ,  $h_F(i^*) = 0$  in all matching forest  $F$  of  $G'_M(\mathbf{R})$  because there is no incoming edge to  $i^*$  and  $i^*$  does not participate in any undirected edge.

nodes that were previously the head of some edge continue to remain that way. During the proof, we shall use the properties of  $G'_M(\mathbf{R})$  given in Lemma 2. Since  $\mathbf{R}$  is valid, regular node  $i$  has at least one of those four properties in  $G'_M(\mathbf{R})$ . We shall discuss these cases in a more detailed manner:

*Case 1.* If there exists a directed edge  $(i^* \rightarrow i)$  in  $G'_M(\mathbf{R})$ , add this edge to  $F_M$  to form  $F'$ . Clearly,  $Wt_{G'_M(\mathbf{R})}(F') > Wt_{G'_M(\mathbf{R})}(F_M)$ . Since there is only one outgoing edge from  $i^*$  and it has no incoming edge, no cycle in  $UUG(F')$  is produced in our procedure. And  $h_{F'}(t) \leq 1$  still holds for every node  $t \in V$ , so  $F'$  is still a matching forest.

*Case 2.* If there exists an undirected edge  $(i, j)$  in  $G'_M(\mathbf{R})$ , we can include this edge to  $F_M$  to increase sum weight. Here,  $h_{F_M}(i) = 0$  and there are two possibilities for  $h_{F_M}(j)$ , 0 or 1.

*Case 2a.* If  $h_{F_M}(j) = 0$ , add undirected edge  $(i, j)$  to  $F_M$ , resulting a new subgraph  $F'$ . Obviously, the sum weight is increased while adding one edge. Since  $h_{F_M}(i) = h_{F_M}(j) = 0$ , by Lemma 4 there does not exist path with form (11) in  $UUG(F_M)$ . Thus, adding  $(i, j)$  does not introduce cycle in  $UUG(F')$ .  $F'$  is a matching forest.

*Case 2b.* If  $h_{F_M}(j) = 1$ , we still add  $(i, j)$  but need to perform some preprocessing steps. Based on what kind of edge connects to node  $j$ , we have two cases:

*Case 2b<sub>1</sub>.* If there exists one directed edge  $(j' \rightarrow j)$  in  $F_M$ , delete edge  $(j' \rightarrow j)$ , we have an intermediate matching forest  $F''$  such that  $h_{F''}(j) = 0$ . Add the undirected edge  $(i, j)$  to obtain  $F'$ . Note that  $F'$  is a matching forest because of arguments in Case 2a and  $Wt_{G'_M(\mathbf{R})}(F') > Wt_{G'_M(\mathbf{R})}(F_M)$  because for a sufficient large  $\Lambda$ ,  $2\Lambda - W_E(i, j) > \Lambda - W_A(j' \rightarrow j)$ .

*Case 2b<sub>2</sub>.* If there exists one undirected edge  $(j', j)$  in  $F_M$ , we notice that the existence of  $(j', j)$  in  $G'_M(\mathbf{R})$  indicates that  $(R_{j'}, R_j) \in SW_{j'j}$ , so  $R_{j'} \geq H(X_{j'}|X_j)$  and  $R_j \geq H(X_j|X_{j'})$ , which implies that there exist directed edges  $(j \rightarrow j')$  and  $(j' \rightarrow j)$  in  $G'_M(\mathbf{R})$ . So we can first delete edge  $(j', j)$  and then add edges  $(i, j)$  and  $(j \rightarrow j')$  to form  $F'$ . Adding  $(j \rightarrow j')$  is to make sure  $h_{F'}(j') = 1$ . These modifications are shown in Fig.7. After removing edge  $(j', j)$ , we have an intermediate matching forest  $F^1$  such that  $h_{F^1}(j) = 0$  and  $h_{F^1}(j') = 0$ . We add edge  $(i, j)$  to obtain  $F^2$ . Because of Lemma 4,  $F^2$  is still a matching forest and  $h_{F^2}(j') = 0$ .

Then we add  $(j \rightarrow j')$  to obtain a new subgraph  $F'$ . From Lemma 4, we know that  $(j \rightarrow j')$  will not introduce cycle. Therefore,  $F'$  is still a matching forest. For a large enough  $\Lambda$ ,  $(2\Lambda - W_E(i, j)) + (\Lambda - W_A(j \rightarrow j')) > 2\Lambda - W_E(j, j')$  holds, so the sum weight will increase.

*Case 3.* If there exist a path from  $h$  to  $i$  in  $G'_M(\mathbf{R}): h \rightarrow \gamma_1 \rightarrow \gamma_2 \rightarrow \cdots \rightarrow \gamma_{k_1} \rightarrow i$ , where  $h$  is a starred node or participates in an undirected edge in  $G'_M(\mathbf{R})$ , we use the following approach. Note that  $\gamma_1, \dots, \gamma_{k_1}$  may participate in undirected edges. On this path, we find the node  $j$  closest to  $i$  such that  $j$  participates in an undirected edge in  $G'_M(\mathbf{R})$  or it is a starred node.  $j$  may be the same as  $h$  or be some  $\gamma_l$ . We will focus on the path from  $j$  to  $i$ , denoted by  $j \rightarrow \alpha_1 \rightarrow \alpha_2 \rightarrow \cdots \rightarrow \alpha_k \rightarrow i$ . The basic idea is to add edge  $\alpha_k \rightarrow i$  into  $F_M$ . However, if we just simply add this edge, it may produce cycle in underlying undirected graph. So we need more manipulations.

*Case 3a.* If  $j$  is a starred node, denote  $j$  as  $j^*$ , we want to add the path

$$j^* \rightarrow \alpha_1 \rightarrow \alpha_2 \rightarrow \cdots \rightarrow \alpha_k \rightarrow i \quad (12)$$

to  $F_M$ . First, in  $F_M$ , remove all incoming directed edges to  $\alpha_l$  ( $1 \leq l \leq k$ ), then we have an intermediate matching forest  $F^1$ . Note that  $j^*$ ,  $i$ , and  $\alpha_l$ 's only have outgoing edges, by Lemma 4, we know that there does not exist undirected path with the form  $j^*(\text{or } \alpha_{l_1}) - \beta_1 - \beta_2 - \cdots - \beta_k - i(\text{or } \alpha_{l_2})$  in  $UUG(F^1)$  where  $\beta$ 's are nodes outside the path (12). Therefore, adding path (12) into  $F^1$  to form  $F'$  will not introduce a cycle. All nodes  $\alpha_l (1 \leq l \leq k)$  on the path,  $h_{F'}(\alpha_l) = 1$ .  $F'$  is a matching forest. Next we shall consider the weights. At some nodes, take  $\alpha_l$  for example, although we deleted directed edge  $(\alpha_{l'} \rightarrow \alpha_l)$ , where  $\alpha_{l'}$  is a node outside path (12), we add another directed edge  $(\alpha_{l-1} \rightarrow \alpha_l)$ . The weight might decrease by  $(\Lambda - W_A(\alpha_{l'} \rightarrow \alpha_l)) - (\Lambda - W_A(\alpha_{l-1} \rightarrow \alpha_l))$ . Suppose we delete and add edges around  $d$  nodes:  $\alpha_{l_1}, \alpha_{l_2}, \dots, \alpha_{l_d}$ , the total weight decrease is  $\sum_{i=1}^d W_A(\alpha_{l_{i-1}} \rightarrow \alpha_{l_i}) - W_A(\alpha_{l_{i'}} \rightarrow \alpha_{l_i})$ . It may be positive but it does not contain a  $\Lambda$  term. At the end, we will add  $(\alpha_k \rightarrow i)$  without deleting any edge coming into  $i$  since  $h_{F_M}(i) = 0$ , the weight will increase  $(\Lambda - W_A(\alpha_k \rightarrow i))$  by this operation. If  $\Lambda$  is large enough, the sum weight will finally increase.

*Case 3b.* If  $j$  participates in an undirected edge  $(j', j)$  in  $G'_M(\mathbf{R})$ . Note that  $j' \neq \alpha_1, \dots, \alpha_k$  since  $j$  is the first node in the path that participates in an undirected edge. In this case, if  $(j', j)$  is already in  $F_M$ , we just need to add the path (12) from  $j$  to  $i$  as we did in the case above to form  $F'$ . The resulting path is :  $j' - j \rightarrow \alpha_1 \rightarrow \alpha_2 \rightarrow \dots \rightarrow \alpha_k \rightarrow i$  Note that in  $F_M$ ,  $j', j$  do not have directed incoming edges. By similar argument in the previous case, we know that  $F'$  is a matching forest. If  $(j', j)$  is not in  $F_M$ , we want to add  $(j', j)$  to  $F_M$  and then add the path (12). We have four possibilities, some of which require preprocessing:

*Case 3b<sub>1</sub>.*  $h_{F_M}(j) = 0$  and  $h_{F_M}(j') = 0$ ; we can add  $(j', j)$  as we did in Case 2a, and then we add path (12) as we did above.

*Case 3b<sub>2</sub>.*  $h_{F_M}(j) = 0$  and  $h_{F_M}(j') = 1$ ; we can add  $(j', j)$  after some preprocessing as we did in Case 2b<sub>1</sub> and Case 2b<sub>2</sub>, and then we add path (12) as we did above.

Next we discuss cases in which  $h_{F_M}(j) = 1$ . In this case, we only need to consider some directed edge  $(j'' \rightarrow j)$  comes into  $j$  in  $F_M$ . If there some undirected edge  $(j'', j)$  connecting  $j$  in  $F_M$ , this case has been discussed in Case 3b above, by treating  $j''$  as  $j'$ .

*Case 3b<sub>3</sub>.*  $h_{F_M}(j) = 1, (j'' \rightarrow j)$ , and  $h_{F_M}(j') = 0$ ; We can delete  $(j'' \rightarrow j)$  and add  $(j, j')$  as we did in Case 2b<sub>1</sub>, node  $j'$  is regarded as  $i$  in Case 2b<sub>1</sub>, it is guaranteed that the resulting subgraph is a matching forest. And then we add path (12) as we did above.

*Case 3b<sub>4</sub>.*  $h_{F_M}(j) = 1, (j'' \rightarrow j)$ , and  $h_{F_M}(j') = 1$ ; For  $j'$ , it could be head of an undirected edge or a directed edge. If  $j'$  is head of an undirected edge  $(j', j''')$ , we perform operations shown in Fig.8 to get  $F'$ . The possible weight decrease during our operations around node  $j$  is  $(W_A(j' \rightarrow j''') - W_A(j'' \rightarrow j)) + ((W_E(j, j') - W_E(j', j''')))$ . We will add edge  $(\alpha_k \rightarrow i)$  on path (12) with weight  $\Lambda - W_A(\alpha_k \rightarrow i)$ . Since  $\Lambda$  is large enough, the sum weight will still increase. If  $j'$  is head of a directed edge  $(j''' \rightarrow j')$ , we perform operations shown in Fig.9 to get  $F'$ . Similarly, because  $\Lambda$  is large enough, the sum weight will increase.

## REFERENCES

- [1] D. Slepian and J. Wolf, "Noiseless coding of correlated information sources," *IEEE Trans. on Info. Th.*, vol. 19, pp. 471–480, Jul. 1973.

- [2] S. S. Pradhan and K. Ramchandran, "Distributed Source Coding using Syndromes (DISCUS): Design and Construction," *IEEE Trans. on Info. Th.*, vol. 49, pp. 626–643, Mar. 2003.
- [3] Z. Xiong, A. D. Liveris, and S. Cheng, "Distributed Source Coding for Sensor Networks," in *IEEE Signal Processing Magazine*, Sept. 2004.
- [4] R. Cristescu, B. Beferull-Lozano, and M. Vetterli, "On Network Correlated Data Gathering," in *IEEE Infocom*, 2004.
- [5] A. Ramamoorthy, "Minimum cost distributed source coding over a network," in *IEEE Intl. Symposium on Info. Th.*, 2007.
- [6] R. Cristescu, B. Beferull-Lozano, and M. Vetterli, "Networked slepian-wolf: theory, algorithms, and scaling laws," *IEEE Trans. on Info. Th.*, vol. 51, no. 12, pp. 4057–4073, Dec.2005.
- [7] A. Liveris, Z. Xiong, and C. N. Georgiades, "Compression of binary sources with side information at the decoder using LDPC codes," *IEEE Comm. Letters*, vol. 6, no. 10, pp. 440–442, 2002.
- [8] A. Aaron and B. Girod, "Compression with side information using turbo codes," in *Proc. IEEE Data Compression Conference(DCC)*, 2002, pp. 252–261.
- [9] D. Schonberg, S. S. Pradhan, and K. Ramchandran, "LDPC codes can approach the Slepian-Wolf bound for general binary sources," in *40th Annual Allerton Conference*, 2002, pp. 576–585.
- [10] D. Schonberg, K. Ramchandran, and S. Pradhan, "Distributed code constructions for the entire slepian-wolf rate region for arbitrarily correlated sources," in *Proceedings. Data Compression Conference*, 2004.
- [11] V. Toto-Zarasoia, A. Roumy, and C. Guillemot, "Rate-adaptive codes for the entire slepian-wolf region and arbitrarily correlated sources," in *IEEE International Conference on Acoustics, Speech and Signal Processing(ICASSP)*, 2008.
- [12] B. Bai, Y. Yang, P. Boulanger, and J. Harms, "Symmetric Distributed Source Coding using LDPC Code," in *IEEE Int. Conf. on Comm. (ICC)*, 2008, pp. 1892–1897.
- [13] V. Stankovic, A. Liveris, Z. Xiong, and C. Georgiades, "On code design for the slepian-wolf problem and lossless multiterminal networks," *IEEE Trans. on Info. Th.*, vol. 52, no. 4, pp. 1495–1507, April 2006.
- [14] A. Roumy and D. Gesbert, "Optimal matching in wireless sensor networks," *IEEE Journal of Selected Topics in Signal Processing*, vol. 1, no.4, pp. 725–735, Dec 2007.
- [15] J. Kleinberg and E. Tardos, *Algorithm Design*. Addison Wesley, 2005.
- [16] B. Rimoldi and C. Urbanke, "Asynchronous Slepian-Wolf coding via source-splitting," in *Proc. Intl. Symp. on Inf. Theory, Ulm, Germany*, Jun.-Jul. 1997, p. 271.
- [17] T. P. Coleman, A. H. Lee, M. Medard, and M. Effros, "Low-complexity approaches to Slepian-Wolf near-lossless distributed data compression," *IEEE Trans. on Info. Th.*, vol. 52, no. 8, pp. 3546–3561, 2006.
- [18] J.Barros and S.D.Servetto, "Network information flow with correlated sources," *IEEE Trans. on Info. Th.*, vol. 52, no. 1, pp. 155–170, 2006.
- [19] J. Garcia-Frias, Y. Zhao, and W. Zhong, "Turbo-Like Codes for Transmission of Correlated Sources over Noisy Channels," *IEEE Signal Processing Magazine*, vol. 24, no.5, pp. 58–66, 2007.
- [20] W. Zhong and J. Garcia-Frias, "LDGM Codes for Channel Coding and Joint Source-Channel Coding of Correlated Sources," *EURASIP Journal on Applied Signal Processing*, vol. 2005, no. 6, pp. 942–953, 2005.
- [21] R. Giles, "Optimum matching forests I: Special weights," *Mathematical Programming*, vol. 22, no. 1, pp. 1–11, Dec. 1982.

- [22] —, “Optimum matching forests II: General weights,” *Mathematical Programming*, vol. 22, no. 1, pp. 12–38, Dec. 1982.
- [23] R. Cristescu and B. Beferull-Lozano, “Lossy network correlated data gathering with high-resolution coding,” *IEEE Transactions on Information Theory*, vol. 52, no. 6, pp. 2817–2824, Jun. 2006.
- [24] A. Liveris, C. Lan, K. Narayanan, Z. Xiong, and C. Georgiades, “Slepian-Wolf coding of three binary sources using LDPC codes,” in *Proc. Intl. Symp. on Turbo Codes and Rel. Topics, Brest, France*, Sep. 2003.
- [25] R. Ahlswede, N. Cai, S.-Y. Li, and R. W. Yeung, “Network Information Flow,” *IEEE Trans. on Info. Th.*, vol. 46, no. 4, pp. 1204–1216, 2000.

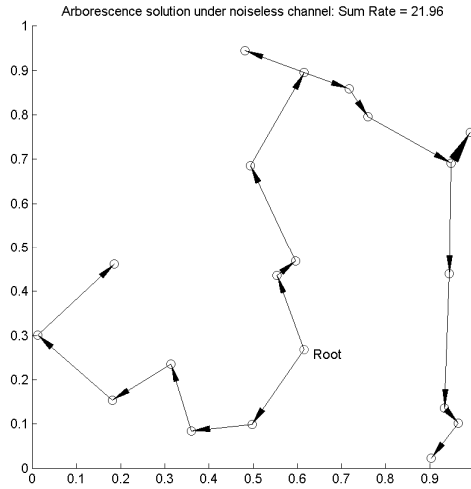


Fig. 1. Minimum arborescence solution in a WSN with 20 nodes. Noiseless channels are assumed. Correlation parameter  $c = 1$ . Sum rate given by MA equals to 21.96, which is less than sum rate given by matching. The theoretical optimal sum rate is 20.54.



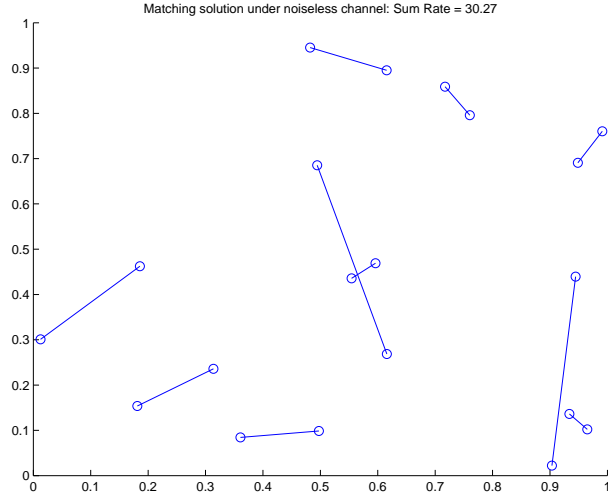


Fig. 2. Minimum matching solution in the same WSN as Fig.1. Noiseless channels are assumed. Correlation parameter  $c = 1$ . Sum rate given by matching equals to 30.27. Note that if we do not take advantage of correlation and transmit data individually, the sum rate will be  $20 \times H_1 = 40.94$ .

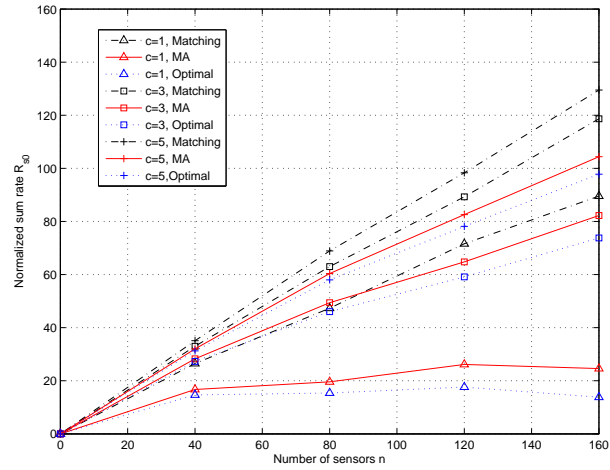


Fig. 3. Normalized sum rate vs. number of sensors

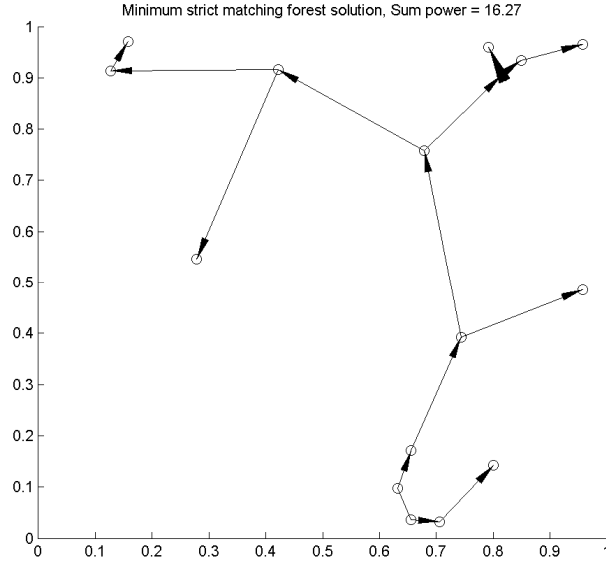


Fig. 4. Minimum strict matching forest solution in a WSN with 16 nodes. AWGN channels are assumed. Correlation parameter  $c = 1$ . Peak power constraint  $P_{max} = 10$ . Sum power given by SMF equals to 16.27. The optimal sum power when we apply  $n$ -dimensional SW codes is 14.06.

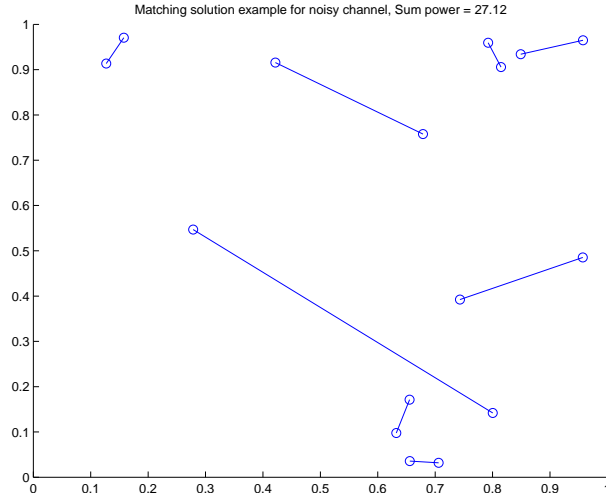


Fig. 5. Minimum matching solution in the same WSN as Fig.4. AWGN channels are assumed. Correlation parameter  $c = 1$ . Peak power constraint  $P_{max} = 10$ . Sum power given by matching equals to 27.12. Note that if we do not take advantage of correlation and transmit data individually, the sum power will be 47.11.

TABLE I

COMPARISON OF SUM POWERS BETWEEN MINIMUM STRICT MATCHING FOREST AND MATCHING SOLUTION.  $P_{max} = 10$ .

Number of nodes		4	8	12
$c = 1$	SMF	5.57	7.49	11.17
	Matching	6.20	10.71	16.99
	Optimal	5.45	7.06	9.93
$c = 3$	SMF	6.22	16.72	21.15
	Matching	6.30	17.81	23.79
	Optimal	6.17	16.44	20.60
$c = 5$	SMF	9.68	18.65	25.14
	Matching	9.92	18.91	25.83
	Optimal	9.67	18.56	24.96

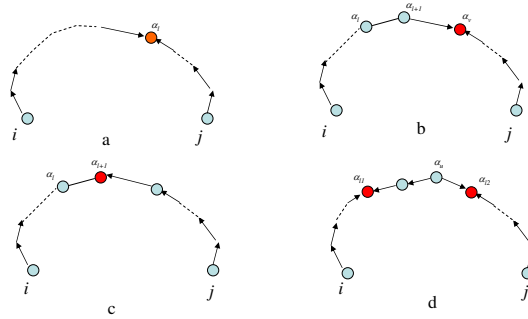


Fig. 6. Case 2a: When  $h_{F_M}(i) = 0, h_{F_M}(j) = 0$ , path  $i - \alpha_1 - \alpha_2 - \dots - j$  can not exists in  $UG(F_M)$  because it will cause at lease one node  $\alpha_l$ ,  $h_{F_M}(\alpha_l) = 2$ .

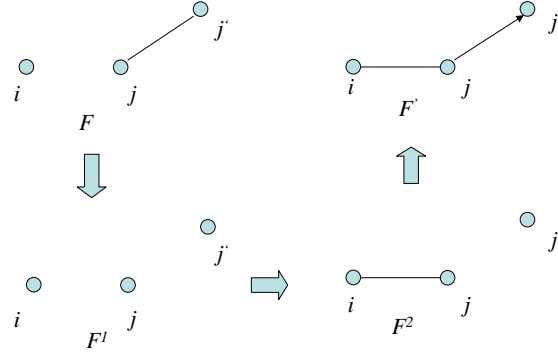


Fig. 7. Case  $2b_2$  When  $h_{F_M}(i) = 0, h_{F_M}(j) = 1, (j, j') \in F_M$ , by introducing two intermediate matching forest  $F^1, F^2$ , we can find a new matching forest  $F'$  with larger sum weight.

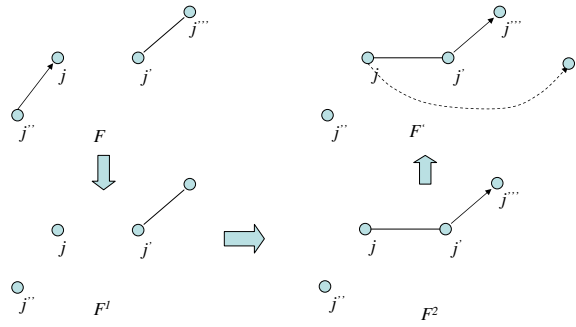


Fig. 8. Case  $3b_{4-1}$ : When  $h_{F_M}(j) = h_{F_M}(j') = 1, (j', j) \in G'_M(\mathbf{R}), (j'' \rightarrow j) \in F_M, (j', j''') \in F_M$ , remove  $(j'' \rightarrow j)$  to form an intermediate matching forest  $F^1$  where  $h_{F^1}(j) = 0, h_{F^1}(j') = 1$ , and  $(j', j''') \in F^1$ . Then apply the same operations as case( $2b_2$ ), resulting another matching forest  $F^2$ . Finally add the path from  $j$  to  $i$  to get  $F'$ .

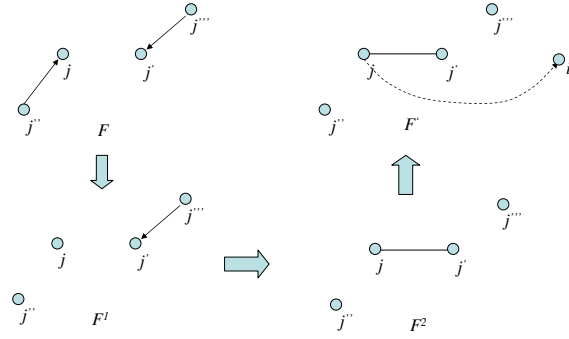


Fig. 9. Case  $3b_{4-2}$ : when  $h_{F_M}(j) = h_{F_M}(j') = 1$ ,  $(j', j) \in G'_M(\mathbf{R})$ ,  $(j'' \rightarrow j) \in F_M$ ,  $(j''' \rightarrow j') \in F_M$ , remove  $(j'' \rightarrow j)$  to form an intermediate matching forest  $F^1$  where  $h_{F^1}(j) = 0$ ,  $h_{F^1}(j') = 1$ , and  $(j''' \rightarrow j') \in F^1$ . Then apply the same operations as case  $(2b_1)$ , resulting another matching forest  $F^2$ . Finally add the path from  $j$  to  $i$  to get  $F'$ .