

Electromagnetic form factors of the Δ in a S-wave approach

G. Ramalho^{1,2} and M.T. Peña^{2,3}

¹*Thomas Jefferson National Accelerator Facility, Newport News, VA 23606*

²*Centro de Física Teórica e de Partículas, Av. Rovisco Pais, 1049-001 Lisboa, Portugal and*

³*Department of Physics, Instituto Superior Técnico, Av. Rovisco Pais, 1049-001 Lisboa, Portugal*

(Dated: April 14, 2019)

Without any further adjusting of parameters, a relativistic constituent quark model, successful in the description of the data for the nucleon elastic form factors and the dominant contribution to the nucleon to Δ electromagnetic transition, is used here to predict the dominant electromagnetic form factors of the Δ baryon. The model considered is based on a simple Δ wave function corresponding to a quark-diquark system in an S-state. The results for E0 and M1 are consistent both with experimental results and lattice calculations. The remaining form factors M1 and E2 are negligible for small Q^2 , as expected, given the symmetric structure considered for the Δ .

I. INTRODUCTION

The nucleon form factors can be understood considering the dynamics of its internal quark structure. In Ref. [1, 2] we presented a successful description of the most recent results from Jlab for the proton elastic form factors [3]. Also, in the last few years there has been an increasing convergence between the lattice QCD extrapolations and the low momentum ($Q^2 < 2 \text{ GeV}^2$) experimental data [4, 5]. The next step is to understand the structure of Δ system. The Δ structure can be inferred from the electromagnetic transition from the nucleon (N) to the Δ [4, 5]. However, the models based on quark degrees of freedom alone fail in the description of the dominant multipole (magnetic dipole G_M^*) of the $\gamma N \rightarrow \Delta$ transition (N Δ for short) [6]. Only phenomenological models including also explicit pion degrees of freedom are successful in the description of this transition [7, 8]. A quantitative description of the transition is possible considering the coupling of several baryon-meson channels [7, 8]. Nevertheless, there is some model dependence in the separation of the pion field effect (pion cloud) and the short distance quark core effect [9].

As for lattice calculations, at the present they are not successful in describing the N Δ electromagnetic form factors. Quenched calculations with linear extrapolations to the physical limit underestimate the data for low Q^2 and overestimate the experimental data for larger Q^2 [10]. The available unquenched lattice QCD results are not sufficient for an extrapolation to the physical region [11]. Extrapolations of lattice results using Chiral Perturbation Theory (χ PT) were till now restricted to very low Q^2 [12, 13]. Additionally, no Q^2 dependence of the form factors was studied using χ PT. It is therefore important to understand the structure of the Δ baryon, in particular the quark distribution inside the Δ system, and to parametrize the electromagnetic form factors as functions of Q^2 .

However, due to the short Δ mean life time, there is almost no experimental information about the Δ form factors, to the exception of the electrical charge. Only the magnetic moment of Δ^{++} was accurately measured. The magnetic dipole μ_Δ represents the dipole magnetic form factor at $Q^2 = 0$ according to $G_{M1}(0) = \mu_\Delta \frac{e}{2M_\Delta}$ [M_Δ is the Δ mass and e the electron charge]. There are several experimental results for μ_Δ , but they are not all totally consistent. The Particle Data Group [14] gives a very broad interval for the Δ^{++} magnetic moment, $[3.7, 7.5]\mu_N$, where μ_N is the nucleon magneton. The more recent experiment [15] quotes $(6.14 \pm 0.51)\mu_N$. As for the Δ^+ the only available measurement is from Mainz, but it is inconclusive [16]. However, new experiments are projected, and methods based in a Chiral Effective-field theory [17] and Dynamical Models [18] were proposed to extract the magnetic moment of Δ^+ from the reaction $\gamma p \rightarrow \pi^0 p \gamma'$. There is no data related to the Δ^0 and Δ^- .

In order to understand the present disagreement between the lattice calculations and the experimental results for the electromagnetic N Δ transition, theoretical constituent models are promising tools. Given the absence of experimental data for the Δ , they are needed to guide lattice extrapolations. Inversely it is crucial to probe models away from the physical limit by lattice data.

Models estimate quark distribution inside the Δ and generate predictions for the form factors. For the electrical quadrupole (E2) there are estimations of Buchmann based on several models [19]. For the magnetic moments there is also a variety of predictions based on several frameworks: as the SU(6) quark model [18], relativistic quark models [20], quark models with two-body exchange currents [21] and sea quark contributions [22], QCD sum rules [23, 24], Chiral and Soliton models [25, 26, 27, 28], formalisms with hadron degrees of freedom [29], and extrapolations of lattice QCD [12, 30, 31, 32, 33]. We present a summary of these results in table I of one of the next sections. Almost

all works are focused on the Δ magnetic moments. The only exception to this rule is the recent work of Alexandrou *et. al.*, where the dependence of Δ form factors on Q^2 was study systematically for the first time [33].

By considering a simple model for the Δ wave function [6] we present results for the leading Δ form factors and compare them to state-of-the-art results. We note that our results are true predictions for the Δ electromagnetic form factors, since the parameters of the constituent quark model were beforehand fixed by the nucleon and N Δ electromagnetic transition form factors data only [1, 6]. No further adjusting of parameters or refitting to the Δ observables had to be considered here.

The paper is organized in the following way: in Sec. II we introduce the general definitions for the Δ form factors and in Sec. III we present the corresponding analytical expressions in the covariant spectator formalism used here. In Sec. IV we present numerical results and in Sec. V we draw conclusions.

II. Δ ELECTROMAGNETIC FORM FACTORS

The electromagnetic interaction with a on-mass-shell Δ isobar, for initial momentum P_- and final momentum P_+ , can be parametrized in terms of the current [34, 35, 36]:

$$J^\mu = -\bar{w}_\alpha(P_+) \left\{ \left[F_1^*(Q^2)g^{\alpha\beta} + F_3^*(Q^2)\frac{q^\alpha q^\beta}{4M_\Delta^2} \right] \gamma^\mu + \left[F_2^*(Q^2)g^{\alpha\beta} + F_4^*(Q^2)\frac{q^\alpha q^\beta}{4M_\Delta^2} \right] \frac{i\sigma^{\mu\nu}q_\nu}{2M_\Delta} \right\} w_\beta(P_-). \quad (1)$$

where w_α is the Rarita-Schwinger spin 3/2 state, $F_1^*(0) = e_\Delta$, with e_Δ the Δ charge ($\pm 1/2, \pm 3/2$). The functions F_i^* ($i = 1, \dots, 4$) are the Δ form factors.

It is more convenient to use the multipole form factor functions, labeled in terms of the multipoles observed in the electromagnetic transitions. The Δ multipole form factor can be separated into the electric charge (E0) and quadrupole (E2) form factors, and magnetic dipole (M1) and octupole (M3) form factors, defined as [34, 35, 36, 37]:

$$G_{E0}(Q^2) = [F_1^* - \tau F_2^*] \left(1 + \frac{2}{3}\tau \right) - \frac{1}{3} [F_3^* - \tau F_4^*] \tau (1 + \tau) \quad (2)$$

$$G_{M1}(Q^2) = [F_1^* + F_2^*] \left(1 + \frac{4}{5}\tau \right) - \frac{2}{5} [F_3^* + F_4^*] \tau (1 + \tau) \quad (3)$$

$$G_{E2}(Q^2) = [F_1^* - \tau F_2^*] - \frac{1}{2} [F_3^* - \tau F_4^*] (1 + \tau) \quad (4)$$

$$G_{M3}(Q^2) = [F_1^* + F_2^*] - \frac{1}{2} [F_3^* + F_4^*] (1 + \tau) \quad (5)$$

where $\tau = \frac{Q^2}{4M_\Delta^2}$. The static magnetic dipole (μ_Δ), electric quadrupole (Q_Δ) and magnetic octupole (O_Δ) are defined, in the $Q^2 = 0$ limit, as

$$\begin{aligned} \mu_\Delta &= \frac{e}{2M_\Delta} G_{M1}(0) \\ Q_\Delta &= \frac{e}{M_\Delta^2} G_{E2}(0) \\ O_\Delta &= \frac{e}{2M_\Delta^3} G_{M3}(0). \end{aligned} \quad (6)$$

III. FORM FACTORS IN A S-WAVE MODEL

In this work we consider the covariant wave function derived within the spectator theory as proposed in Ref. [6],

$$\Psi_\Delta(P, k) = -\psi_\Delta(P, k) (T \cdot \xi^{1*}) \varepsilon_P^\alpha w_\alpha(P). \quad (7)$$

In the previous equation ψ_Δ is a scalar function that describes the momentum distribution of the quark-diquark system in terms of the Δ and the diquark momenta, P and k respectively; ε_P^* is the polarization state associated with the diquark spin [2] (the polarization index was omitted); w_β is the Rarita-Schwinger state and $T \cdot \xi^{1*}$ is the isospin operator that acts on Delta isospin state [isospin states are not explicitly included]. As discussed in Ref. [6], Eq. (7) describes a quark-diquark system of angular momentum $J = \frac{3}{2}$ and no angular orbital momentum (S-state), with the diquark on-mass-shell (spectator model). As pointed out in Ref. [6], the S-state wave function explains the dominant features of the electromagnetic $N\Delta$ transition, although some details are yet to be understood.

A. The current

In the spectator quark model the $\Delta \rightarrow \Delta$ electromagnetic current in the Relativistic Impulse Approximation becomes [2, 6]:

$$J^\mu = 3 \sum_\lambda \int_k \bar{\Psi}_\Delta(P_+, k) j_I^\mu \Psi_\Delta(P_-, k), \quad (8)$$

where the quark current is defined as

$$j_I^\mu = \frac{1}{6}(f_{1+} + f_{1-}\tau_3)\gamma^\mu + \frac{1}{2}(f_{2+} + f_{2-}\tau_3)\frac{i\sigma^{\mu\nu}q_\nu}{2M}, \quad (9)$$

and M is the nucleon mass. The functions $f_{1\pm}(Q^2)$ and $f_{2\pm}(Q^2)$ describe respectively the Dirac and Pauli structure of the constituent quarks. They are normalized according to $f_{1\pm}(0) = 1$ and $f_{2\pm}(0) = \kappa_\pm$. The anomalous magnetic moments κ_\pm are defined in terms of the quark u and d anomalous moments as: $e_q \kappa_q = \frac{1}{6}\kappa_+ + \frac{\tau_3}{2}\kappa_-$ where τ_3 is the isospin operator and $e_q = \frac{1}{6} + \frac{\tau_3}{2}$ the quark charge, for $q = u, d$ [1]. The numerical values of κ_\pm can be fixed by the nucleon magnetic moment (μ_p and μ_n). Following Refs. [1, 6] we take $\kappa_+ = 1.639$ and $\kappa_- = 1.823$. In this work we considered quark form factors of Ref. [1, 6] based in Vector Meson Dominance.

Using Eq. (4) the current in Eq. (8) reduces to

$$J^\mu = [\bar{w}_\alpha(P_+) A^\mu \Delta^{\alpha\beta} w_\beta(P_-)] I_\Delta, \quad (10)$$

where

$$A^\mu = 3 \sum_i T_i^\dagger j_I^\mu T_i, \quad (11)$$

$$I_\Delta = \int_k \psi_\Delta(P_+, k) \psi_\Delta(P_-, k), \quad (12)$$

and $\Delta^{\alpha\beta}$ is the covariant sum in the diquark polarization for the case $M_+ = M_- = M_\Delta$; see Refs. [1, 2, 6] for details. Explicitly one has

$$\begin{aligned} \Delta^{\alpha\beta} &= -g^{\alpha\beta} - \frac{P_+^\alpha P_-^\beta}{M_\Delta^2} \\ &\quad + 2 \frac{(P_+ + P_-)^\alpha (P_+ + P_-)^\beta}{4M_\Delta^2 + Q^2}. \end{aligned} \quad (13)$$

The integral $I_\Delta(Q^2)$ in Eq. (12) is normalized according to $I_\Delta(0) = 1$, such that the charge condition $J^0 = e_\Delta$, for $Q^2 = 0$ where e_Δ is the Δ charge, is verified.

Considering the sum in the isospin operators and the after performing the spin algebra (using the properties of the $w_\alpha(P)$ states) we can furthermore write J^μ as

$$\begin{aligned}
J^\mu = & -\bar{w}_\alpha(P_+) \left\{ \left[\tilde{e}_\Delta \left(g^{\alpha\beta} + 2 \frac{q^\alpha q^\beta}{4M_\Delta^2 + Q^2} \right) I_\Delta \right] \gamma^\mu \right\} w_\beta(P_-) \\
& -\bar{w}_\alpha(P_+) \left\{ \left[\tilde{\kappa}_\Delta \left(g^{\alpha\beta} + 2 \frac{q^\alpha q^\beta}{4M_\Delta^2 + Q^2} \right) I_\Delta \right] \frac{i\sigma^{\mu\nu} q_\nu}{2M} \right\} w_\beta(P_-).
\end{aligned} \tag{14}$$

The isospin dependent functions \tilde{e}_Δ and $\tilde{\kappa}_\Delta$ are respectively

$$\tilde{e}_\Delta(Q^2) = \frac{1}{2} [f_{1+}(Q^2) + f_{1-}(Q^2)\bar{T}_3] \tag{15}$$

$$\tilde{\kappa}_\Delta(Q^2) = \frac{1}{2} [f_{2+}(Q^2) + f_{2-}(Q^2)\bar{T}_3], \tag{16}$$

and \bar{T}_3 is the isospin- $\frac{3}{2}$ matrix defined as

$$\bar{T}_3 = 3 \sum_i T_i^\dagger \tau_3 T_i = \begin{bmatrix} 3 & 0 & 0 & 0 \\ 0 & 1 & 0 & 0 \\ 0 & 0 & -1 & 0 \\ 0 & 0 & 0 & -3 \end{bmatrix}. \tag{17}$$

The T_i ($i = x, y, z$) represents the isospin- $\frac{3}{2}$ to isospin- $\frac{1}{2}$ transition operators [6, 12, 35]. Note that in the limit $Q^2 = 0$, \tilde{e}_Δ is just the Δ charge

$$e_\Delta = \frac{1}{2} (1 + \bar{T}_3). \tag{18}$$

For the numerical evaluation here we took one of the models presented in Refs. [1, 6] which is not isospin symmetric. Isospin symmetry is broken through $f_{1+} \neq f_{1-}$ and $f_{2+} \neq f_{2-}$. The complete consideration of the isospin symmetry would imply $\kappa_+ = \kappa_- = \kappa$. In this case one has $\tilde{\kappa}_\Delta = e_\Delta \kappa$ for $Q^2 = 0$. For the simplest models applied in Ref. [1] to the nucleon, the isospin symmetry was exact for the Dirac quark current ($f_{1+} \equiv f_{1-}$), giving an almost zero electrical form factor for the neutron. If in Ref. [1] we would have additionally taken $f_{2+} = f_{2-}$, exact isospin symmetry would be observed, and G_{E_n} would vanish. In the present application we used models which are not isospin symmetric.

B. Spectator Form Factors

Comparing the currents (1) and (14) we can conclude that

$$F_1^* = \tilde{e}_\Delta I_\Delta \tag{19}$$

$$F_3^* = \eta \tilde{e}_\Delta I_\Delta = \eta F_1^* \tag{20}$$

$$F_2^* = \frac{M_\Delta}{M} \tilde{\kappa}_\Delta I_\Delta \tag{21}$$

$$F_4^* = \frac{M_\Delta}{M} \eta \tilde{\kappa}_\Delta I_\Delta = \eta F_2^*, \tag{22}$$

where $\eta = \frac{2}{1+\tau}$.

Considering the relations (19)-(22), we can write $F_3^* - \tau F_4^* = \eta(F_1^* - \tau F_2^*)$ and $F_3^* + F_4^* = \eta(F_1^* + F_2^*)$. Then, using the definitions (2)-(3), we obtain

$$G_{E0}(Q^2) = \left(\tilde{e}_\Delta - \tau \frac{M_\Delta}{M} \tilde{\kappa}_\Delta \right) I_\Delta \tag{23}$$

$$G_{M1}(Q^2) = \left(\tilde{e}_\Delta + \frac{M_\Delta}{M} \tilde{\kappa}_\Delta \right) I_\Delta. \tag{24}$$

As for the electric quadrupole G_{E2} and magnetic octupole G_{M3} , one has $G_{E2} \equiv 0$ and $G_{M3} \equiv 0$. This means that there is no electric quadrupole Q_Δ nor magnetic octupole O_Δ . This particular result follows directly from our assumption of considering only orbital angular momentum states $L = 0$ in the Δ quark-diquark system. A more realistic description would require the consideration of other states, in particular D-state components of the wave

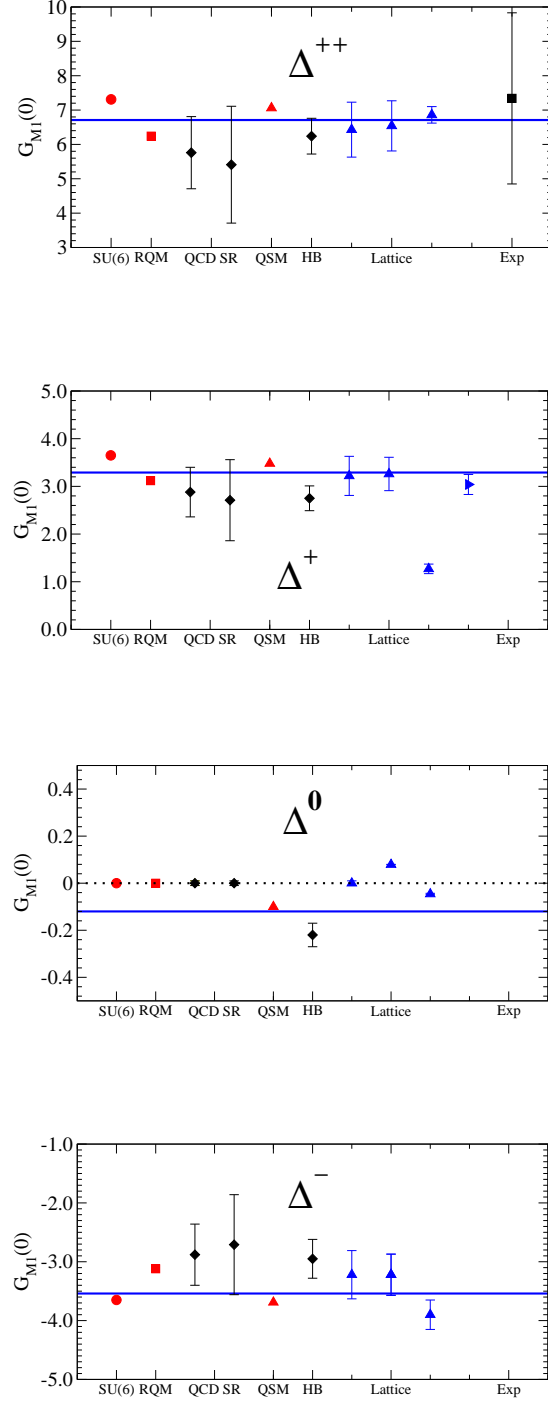


FIG. 1: $G_{M1}(0)$ in different descriptions. RQM holds for Relativist Quark Model, QSM for ChQSM (Chiral Quark-Soliton Model) and HB for HBChPT (Heavy Baryon Chiral Perturbation Theory). Lattice results corresponds respectively to Refs. [30, 31, 32, 33].

function. The inclusion of those D-states also improves the description of the $N\Delta$ electromagnetic transition by generating electric and Coulomb quadrupole form factors, which otherwise would vanish identically.

The model dependence of the Δ form factors comes from the quark form factors $f_{1\pm}, f_{2\pm}$ and the particular scalar wave function ψ_Δ . The quark form factors were determined in Ref. [1] by the nucleon form factor data. The Δ wave function was parametrized in Ref. [6] in order to describe the dominant contribution of the $N\Delta$ electromagnetic transition. The static properties of the Δ , like the charge and magnetic moment, are completely fixed by the static properties of the quarks (charge and magnetic moments κ_\pm), constrained by the nucleon charge and magnetic moment. Given that no more adjusted parameters are involved in the current calculation, the results presented in this work,

$G_{M1}(0)$	Δ^{++}	Δ^+	Δ^0	Δ^-
Exp.	7.34 ± 2.49	?	-	-
SU(6)	7.31	3.65	0	-3.65
Rel QM [20]	6.24	3.12	0	-3.12
QCD SR [23]	5.76 ± 1.05	2.88 ± 0.52	0	-2.88 ± 0.52
QCD SR [24]	5.41 ± 1.70	2.71 ± 0.85	0	-2.71 ± 0.85
ChQSM [25]	7.06	3.48	-0.10	-3.69
HBChPT [26]	6.24 ± 0.52	2.75 ± 0.26	-0.22 ± 0.05	-2.95 ± 0.33
Lattice [30]	6.43 ± 0.80	3.22 ± 0.41	0	-3.22 ± 0.41
Lattice [31]	6.54 ± 0.73	3.26 ± 0.35	0.079	-3.22 ± 0.35
Lattice [32]	6.86 ± 0.24	1.27 ± 0.10	-0.046 ± 0.003	-3.90 ± 0.25
Lattice [33]		3.04 ± 0.21		
Spectator	6.71	3.29	-0.12	-3.54

TABLE I: Summary of existing experimental and theoretical results for $G_{M1}(0)$. The conversion between μ_Δ in μ_N unities to $G_{M1}(0)$ is $\frac{M_\Delta}{M} \mu_\Delta$. The table includes estimations based SU(6) static quark structure [18], from relativistic quark models Rel QM [20], QCD sum rules [23, 24], Chiral Quark-Soliton Models (ChQSM) [25], Heavy Baryon Chiral Perturbation Theory (HBChPT) [26] and extrapolations from Lattice QCD [30, 31, 32, 33].

the Δ form factors in general, and the magnetic moment μ_Δ in particular, are truly predictions.

IV. NUMERICAL RESULTS

The Δ form factors given by Eqs. (24) can be evaluated numerically both for $Q^2 = 0$ and for $Q^2 \neq 0$. The first case gives us the static properties of the Δ . The second case gives us information about the dynamical properties of the Δ , unfolding the dependence of the form factor on Q^2 .

In all the numerical applications we considered model II built and tested in Refs. [1, 6]. This model depends only on five parameters. There are three coefficients associated to the quark current based on vector meson dominance [1]. The other two correspond to the two momentum ranges related to the Δ wave function [6].

A. Static properties

As mentioned above, for a spherically symmetric Δ wave function (S-wave states) only the electrical charge G_{E0} and magnetic dipole G_{M1} form factors are different from zero for $Q^2 = 0$. Since the charge of the Δ is well known, the relevant information at $Q^2 = 0$ comes from the form factor G_{M1} alone. Therefore we will focus on this observable. A list of results for $G_{M1}(0)$ stemming from different frameworks is presented in table I. Although additional results can be found in Refs. [20, 21, 22, 23, 24, 27, 28, 29], the cases shown in table I are representatives of the different approaches found in the literature. The experimental result was taken from the Particle Data Group [14]. The label Spectator denotes the model II of Refs. [1, 6] considered here. We present the results for $G_{M1}(0)$ instead of the traditional μ_Δ in order to simplify the direct comparison with the results for the form at $Q^2 \neq 0$ in the next section.

All lattice QCD results presented are quenched. In quenched calculations no disconnected diagrams are considered [30], and important features of quark-antiquark pair creation and pion loop effects are suppressed [38]. Lattice simulations for heavy pion masses are performed in Refs. [30, 32, 33]. In Refs. [30, 33] the form factors are determined using a linear extrapolation of the m_π^2 (m_π is the pion mass in lattice) to the physical region. In Ref. [32] alternative empirical extrapolations are tested. Reference [31] presents a reanalysis of the lattice data of [30] using an effective χ PT. A similar analysis was also presented in Ref. [12]. The χ PT effects estimated in Refs. [12, 31] show that the linear extrapolation, used in particular in reference [33] for the case $Q^2 \neq 0$, is not totally adequate. For this reason in the next section we will favor the comparison with lattice extrapolation based on χ PT [31]. The weak dependence of the data on the pion mass suggests nevertheless that a linear extrapolation can be taken as good first estimate (meaning that the non-analytical terms bring only small effects), contrarily to what is required for the nucleon elastic form factors and $N\Delta$ transition form factors. Unquenched lattice simulation and extrapolation based in χ PT are already projected to clarify further the situation [33].

For a more clear comparison of our results with the different calculations we plot all results, including their variation bands, in Fig. 1, which depicts the numbers of table I. From the figure we conclude that, excluding for now the Δ^0

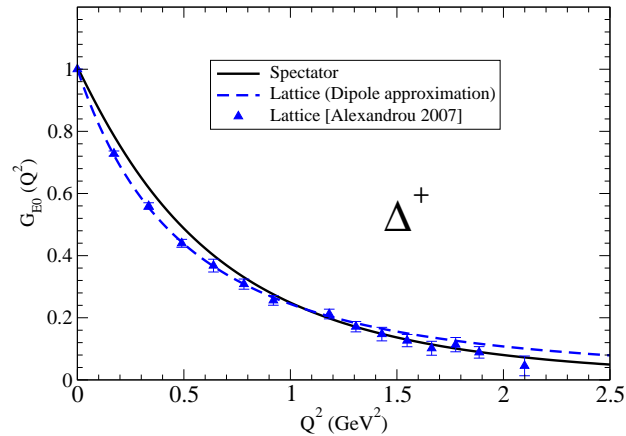


FIG. 2: Electric charge form factors for the Δ^+ . Lattice data from Refs. [33, 39, 40]. The line described as Lattice (dipole approximation) is a result of a dipole fit from the same references and corresponds to $r_{E0} = 0.691$ fm.

state, all results are consistent with most of the predictions within one σ deviation. In particular, for the magnetic moment of the Δ^{++} , the only available experimental result, we get a very reasonable value.

There is a remarkable exception to the success in comparing our results to experimental or lattice data for the Δ baryon: the lattice estimation of Ref. [32] for Δ^+ . However, according to Ref. [38] the lower prediction of Lee is a artifact of the quenched calculation that pulls way the magnetic moment Δ^+ from the proton magnetic moment for lower pion masses.

As for the Δ^0 state, it is more difficult to extract definitive conclusions. From Table I, the sign of the Δ^0 magnetic moment is strongly model dependent, and its magnitude small when compared to the other Δ isospin states. Note that there is no direct experimental data, since the short life time and neutral character of the Δ^0 make difficult the determination of its magnetic moment. Probably the most significant experimental information comes from indirect measurements of the $\gamma n \rightarrow \Delta^0$ reaction.

B. Dynamical properties

For low Q^2 we can approximate any form factor G_a by a dipole form

$$G_a(Q^2) = G_a(0) \left(\frac{\Lambda^2}{\Lambda^2 + Q^2} \right)^2 \quad (25)$$

where $a = E0, M1, E2, M3$, and Λ is an adequate momentum range (cutoff). In these conditions the low Q^2 behavior is characterized by the average squared radius r_a^2 :

$$r_a^2 = -\frac{6}{G_a(0)} \frac{dG_a}{dQ^2} \Big|_{Q^2=0}. \quad (26)$$

The momentum dependence of the form factors was for the first time considered in a systematic way in Ref. [33]. In this reference the Δ^+ state was considered explicitly, and the lattice data for the charge form factor $G_{E0}(Q^2)$ well simulated by a dipole form factor with $r_{E0} = 0.691 \pm 0.006$ fm. This result is also consistent with Ref. [31], 0.63 ± 0.07 fm. In Fig. 2 we compare our prediction with the lattice data from Refs. [33, 39, 40] and also with the dipole form extracted from the data [33]. Our prediction does not follow exactly a simple dipole form in the range $[0, 2.5]$ GeV^2 , but nonetheless does not deviate much from the lattice data. We predict a slower falloff corresponding to $r_{E0} = 0.57$ fm, instead of $r_{E0} = 0.69$ fm. Therefore, relatively to the lattice calculations, we predict an higher concentration of charge.

Next we consider the dipole magnetic form factor. In Ref. [33] only the state Δ^+ was considered, and it was

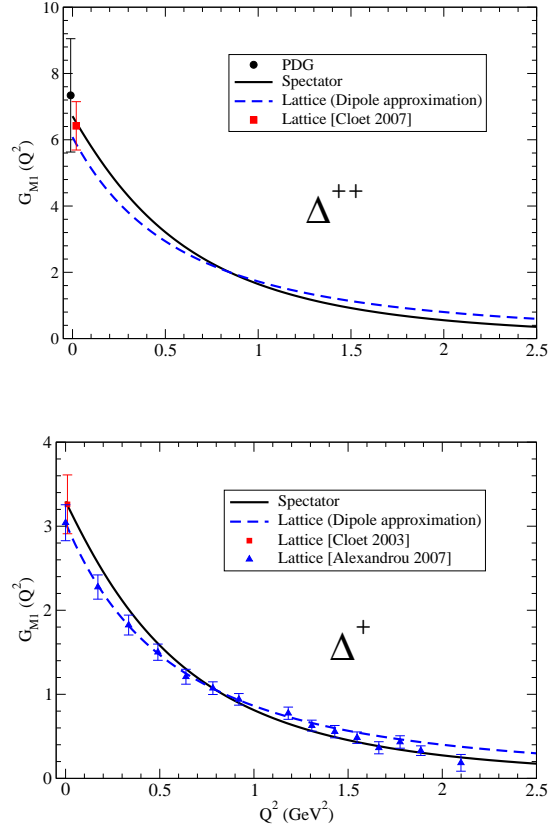


FIG. 3: Magnetic dipole form factor for Δ^{++} and Δ^+ . Lattice data from [31] for $Q^2 = 0$ and Refs. [33, 39, 40] for Δ^+ . The dipole line presented for Δ^{++} is derived from the lattice data of Ref. [33] assuming the isospin symmetry and $r_{M1} = (0.642 \pm 0.038)$ fm. Experimental data for Δ^{++} from [14].

suggested that isospin symmetry can be used to derive the remaining states. Applying this principle, we consider

$$G_{M1}(\Delta^{++}) = 2G_{M1}(\Delta^+) \quad (27)$$

$$G_{M1}(\Delta^-) = -G_{M1}(\Delta^+), \quad (28)$$

as a representation of the lattice data of Ref. [33]. Although our model breaks the isospin symmetry explicitly ($f_{1+} \neq f_{1-}$ and $f_{2+} \neq f_{2-}$), the extent of this violation is very small. Therefore the comparison of this representation with our results is still reasonable (the exact isospin symmetry gives $G_{M1} \equiv 0$).

The results of G_{M1} for each Δ state are presented in Figs. 3 and 4. We compare our results with the Chiral extrapolation of the lattice data of Cloet *et al.* [31], with the Δ^+ lattice data from Refs. [33, 39, 40], and with the dipole approximation for the lattice results, derived for Δ^+ assuming exact isospin symmetry as in Eqs. (27)-(28), using $r_{M1} = (0.642 \pm 0.038)$ fm from those works. For the Δ^+ , we estimate $r_{M1} = 0.61$ fm consistently with [33, 39, 40]. Our results are consistent with the lattice data from Alexandrou *et al.* [33, 39, 40] considering the errorbars bands. As for the other charge cases, clearly our results are in agreement with those of Ref. [31] (for $Q^2 = 0$) and are very similar to the dipole approximation. As for Δ^0 no dipole approximation line is shown, because exact isospin symmetry predicts exactly $G_{M1} \equiv 0$. We notice that both the function $G_{M1}(Q^2)$ and the lattice data from [31] are very small when compared with the form factors of the charged Δ , as we could already naturally expect from our previous discussion on the Δ^0 magnetic moment. Note however, that there is a difference of sign relatively to Ref. [31]. However, this difference of sign is not a problem here, since in that reference $G_{M1}(0)$ was extrapolated from $G_{M1} \equiv 0$ for heavy pion masses, and no error band was given to this estimation (see table I).

V. CONCLUSIONS

There is almost no direct experimental information about the electromagnetic structure of the Δ system. Only for Δ^{++} there is some conclusive data, still very limited.

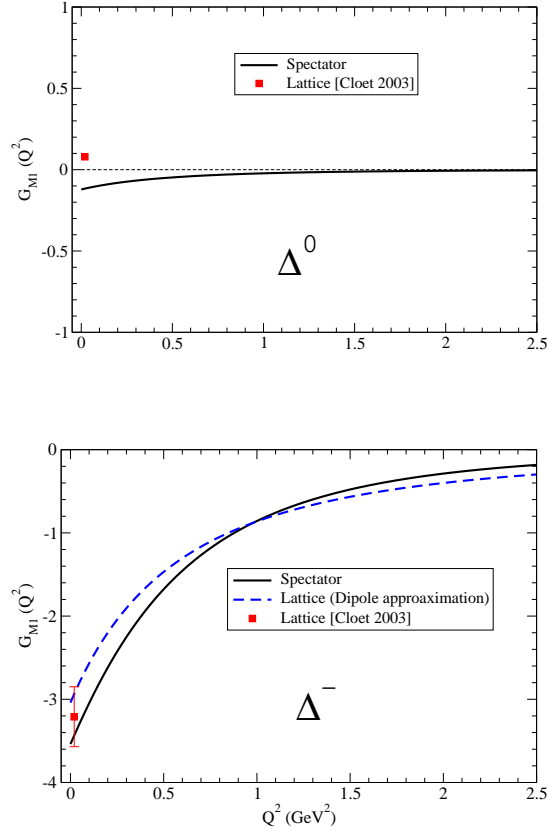


FIG. 4: Magnetic dipole form factors for the Δ^0 and Δ^- . Lattice data from Ref. [31]. The dipole line presented for Δ^- is derived from the lattice data of Ref. [33, 39, 40] assuming the isospin symmetry and $r_{M1} = (0.642 \pm 0.038)$ fm.

For this reason information on the Δ structure for $Q^2 \neq 0$ was to rely on theoretical models fully probed by lattice QCD data, or, inversely, on lattice data extrapolations conveniently constrained in the physical limit. Several models can be consistent with the data but different experiments are projected to improve the accuracy of the data for the Δ^{++} and Δ^+ , enabling a finer model selection. A quark model successful in the description of the nucleon elastic form factor data and also of the dominant contribution to the $N\Delta$ electromagnetic transition was taken here to describe the Δ form factors, without extra parameter fitting [1, 6]. Our model was compared directly to the (still) scarce existing data as well as to the lattice extrapolations to the physical region.

In particular, our model was compared with the first lattice study of the Δ form factors for finite Q^2 [33]. Our results for the magnetic dipole form factor are consistent not only with experimental data but also with the recent lattice data [33]. As for the charge distribution we predict a higher concentration of charge near the Δ center of mass.

There are two aspects to be improved for an even more significant comparison. On one side, lattice simulations are till now restricted by quenched approximations and by extrapolations to the physical region that are mostly linear (with no control in the effect of the non-analytical terms). On the other side, the model considered here is also at this stage still based on a simple spherically symmetric Δ wave function. For these reason the subleading form factors vanished for $Q^2 = 0$. Upon improvement of both these two aspects in each of the sectors compared here, the tool developed and tested in this work will allow to investigate in finer detail the failure of the lattice calculations in describing the form factors for the $N\Delta$ electromagnetic transition.

Acknowledgments:

The authors are grateful to Franz Gross for his proposal to initiate the study of the baryons within the covariant spectator formalism, and to Constancia Alexandrou for providing us the lattice data of Refs. [33, 39, 40], and to Marc Vanderhaeghen for having called our attention to an error present in a previous version. G. R. would like to thank to Ross Young for helpful discussions. This work was partially support by Jefferson Science Associates, LLC under U.S. DOE Contract No. DE-AC05-06OR23177. G. R. was supported by the portuguese Fundação para a Ciência e

Tecnologia (FCT) under the grant SFRH/BPD/26886/2006.

-
- [1] F. Gross, G. Ramalho and M. T. Pena, Phys. Rev. C **77**, 015202 (2008) [arXiv:nucl-th/0606029].
 - [2] F. Gross, G. Ramalho and M. T. Pena, Phys. Rev. C **77**, 035203 (2008).
 - [3] M. K. Jones *et al.* [Jefferson Lab Hall A Collaboration], Phys. Rev. Lett. **84**, 1398 (2000); O. Gayou *et al.* [Jefferson Lab Hall A Collaboration], Phys. Rev. Lett. **88**, 092301 (2002); V. Punjabi *et al.*, Phys. Rev. C **71**, 055202 (2005) [Erratum-ibid. C **71**, 069902 (2005)] [arXiv:nucl-ex/0501018].
 - [4] M. Gockeler, T. R. Hemmert, R. Horsley, D. Pleiter, P. E. L. Rakow, A. Schafer and G. Schierholz [QCDSF Collaboration], Phys. Rev. D **71**, 034508 (2005) [arXiv:hep-lat/0303019].
 - [5] P. Wang, D. B. Leinweber, A. W. Thomas and R. D. Young, Phys. Rev. D **75**, 073012 (2007) [arXiv:hep-ph/0701082].
 - [6] G. Ramalho, M. T. Pena and F. Gross, Eur. Phys. J. A **36**, 329 (2008) [arXiv:0803.3034 [hep-ph]].
 - [7] T. Sato and T. S. H. Lee, Phys. Rev. C **54**, 2660 (1996) [arXiv:nucl-th/9606009]; T. Sato and T. S. H. Lee, Phys. Rev. C **63**, 055201 (2001) [arXiv:nucl-th/0010025].
 - [8] S. S. Kamalov, S. N. Yang, D. Drechsel, O. Hanstein and L. Tiator, Phys. Rev. C **64**, 032201 (2001) [arXiv:nucl-th/0006068]; S. S. Kamalov and S. N. Yang, Phys. Rev. Lett. **83**, 4494 (1999) [arXiv:nucl-th/9904072].
 - [9] U. G. Meissner, AIP Conf. Proc. **904**, 142 (2007) [arXiv:nucl-th/0701094].
 - [10] C. Alexandrou, Ph. de Forcrand, H. Neff, J. W. Negele, W. Schroers and A. Tsapalis, Phys. Rev. Lett. **94**, 021601 (2005) [arXiv:hep-lat/0409122].
 - [11] C. Alexandrou, G. Koutsou, H. Neff, J. W. Negele, W. Schroers and A. Tsapalis, arXiv:0710.4621 [hep-lat].
 - [12] V. Pascalutsa and M. Vanderhaeghen, Phys. Rev. Lett. **95**, 232001 (2005) [arXiv:hep-ph/0508060]; V. Pascalutsa and M. Vanderhaeghen, Phys. Rev. D **73**, 034003 (2006) [arXiv:hep-ph/0512244].
 - [13] T. A. Gail and T. R. Hemmert, Eur. Phys. J. A **28**, 91 (2006) [arXiv:nucl-th/0512082].
 - [14] W. M. Yao *et al.* [Particle Data Group], J. Phys. G **33** (2006) 1.
 - [15] G. Lopez Castro and A. Mariano, Nucl. Phys. A **697**, 440 (2002) [arXiv:nucl-th/0010045].
 - [16] M. Kotulla *et al.*, Phys. Rev. Lett. **89**, 272001 (2002) [arXiv:nucl-ex/0210040].
 - [17] V. Pascalutsa and M. Vanderhaeghen, Phys. Rev. Lett. **94**, 102003 (2005) [arXiv:nucl-th/0412113].
 - [18] W. T. Chiang, M. Vanderhaeghen, S. N. Yang and D. Drechsel, Phys. Rev. C **71**, 015204 (2005) [arXiv:hep-ph/0409078].
 - [19] A. J. Buchmann, E. Hernandez and A. Faessler, Phys. Rev. C **55**, 448 (1997) [arXiv:nucl-th/9610040]; A. J. Buchmann, J. A. Hester and R. F. Lebed, Phys. Rev. D **66**, 056002 (2002) [arXiv:hep-ph/0205108]; A. J. Buchmann and E. M. Henley, Phys. Rev. D **65**, 073017 (2002); A. J. Buchmann and R. F. Lebed, Phys. Rev. D **67**, 016002 (2003) [arXiv:hep-ph/0207358].
 - [20] F. Schlumpf, Phys. Rev. D **48**, 4478 (1993) [arXiv:hep-ph/9305293].
 - [21] G. Wagner, A. J. Buchmann and A. Faessler, J. Phys. G **26**, 267 (2000).
 - [22] C. S. an, Q. B. Li, D. O. Riska and B. S. Zou, Phys. Rev. C **74**, 055205 (2006) [Erratum-ibid. C **75**, 069901 (2007)] [arXiv:nucl-th/0610009].
 - [23] F. X. Lee, Phys. Rev. D **57**, 1801 (1998) [arXiv:hep-ph/9708323]; F. X. Lee, Phys. Lett. B **419**, 14 (1998) [arXiv:hep-ph/9707411].
 - [24] T. M. Aliev, A. Ozpineci and M. Savci, Nucl. Phys. A **678**, 443 (2000) [arXiv:hep-ph/0002228].
 - [25] H. C. Kim and M. Praszalowicz, Phys. Lett. B **585**, 99 (2004) [arXiv:hep-ph/0308242]; H. C. Kim, M. Praszalowicz and K. Goeke, Phys. Rev. D **57**, 2859 (1998) [arXiv:hep-ph/9706531].
 - [26] M. N. Butler, M. J. Savage and R. P. Springer, Phys. Rev. D **49**, 3459 (1994) [arXiv:hep-ph/9308317].
 - [27] C. Lorce, "Exotic and Non-Exotic Baryon Properties on Light Cone", PhD Thesis:
http://www.theo.phys.ulg.ac.be/PTF/THESES_files/lorce/PhDthesis.html (2008).
 - [28] K. Hashimoto, T. Sakai and S. Sugimoto, arXiv:0806.3122 [hep-th].
 - [29] A. I. Machavariani and A. Faessler, arXiv:0804.1322 [nucl-th]; A. I. Machavariani, A. Faessler and A. J. Buchmann, Nucl. Phys. A **646** (1999) 231 [Erratum-ibid. A **686** (2001) 601].
 - [30] D. B. Leinweber, T. Draper and R. M. Woloshyn, Phys. Rev. D **46**, 3067 (1992) [arXiv:hep-lat/9208025].
 - [31] I. C. Cloet, D. B. Leinweber and A. W. Thomas, Phys. Lett. B **563**, 157 (2003) [arXiv:hep-lat/0302008]; I. C. Cloet, D. B. Leinweber and A. W. Thomas, arXiv:nucl-th/0211027.
 - [32] F. X. Lee, R. Kelly, L. Zhou and W. Wilcox, Phys. Lett. B **627**, 71 (2005) [arXiv:hep-lat/0509067].
 - [33] C. Alexandrou, T. Korzec, T. Leontiou, J. W. Negele and A. Tsapalis, PoS **LATTICE2007**, 149 (2006) [arXiv:0710.2744 [hep-lat]].
 - [34] S. Nozawa and D. B. Leinweber, Phys. Rev. D **42**, 3567 (1990).
 - [35] V. Pascalutsa, M. Vanderhaeghen and S. N. Yang, Phys. Rept. **437**, 125 (2007) [arXiv:hep-ph/0609004].
 - [36] M. Vanderhaeghen, private communication.
 - [37] H. J. Weber and H. Arenhovel, Phys. Rept. **36** (1978) 277.
 - [38] R. D. Young, D. B. Leinweber and A. W. Thomas, Nucl. Phys. Proc. Suppl. **128**, 227 (2004) [arXiv:hep-lat/0311038]; D. B. Leinweber, A. W. Thomas, A. G. Williams, R. D. Young, J. M. Zanotti and J. B. Zhang, Nucl. Phys. A **737**, 177 (2004) [arXiv:nucl-th/0308083].
 - [39] C. Alexandrou, T. Korzec, T. Leontiou, J. W. Negele and A. Tsapalis, in preparation.
 - [40] C. Alexandrou, private communication.