

Curvaton Dynamics and the Non-Linearity Parameters in Curvaton Model

Qing-Guo Huang¹ and Yi Wang^{2,3}

¹*School of physics, Korea Institute for Advanced Study,
207-43, Cheongryangri-Dong, Dongdaemun-Gu,
Seoul 130-722, Korea*

²*Institute of Theoretical Physics, CAS,
Beijing 100080, P.R.China*

³*The Interdisciplinary Center for Theoretical Study, USTC,
Hefei, Anhui 230026, P.R.China,*

huangqg@kias.re.kr
wangyi@itp.ac.cn

ABSTRACT

We investigate the curvaton dynamics and the non-linearity parameters in curvaton model with potential slightly deviating from the quadratic form in detail. The non-linearity parameter g_{NL} will show up due to the curvaton self-interaction. We also point out that the leading order of non-quadratic term in the curvaton potential can be negative, for example in the axion-type curvaton model. If a large positive g_{NL} is detected, the axion-type curvaton model will be preferred.

1 Introduction

Inflation model [1] provides an elegant mechanism to solve many puzzles in the hot big bang model due to the quasi-exponential expansion of the universe. The quantum fluctuation generated during inflation naturally seeds the small anisotropies in the cosmic microwave background radiation and the formation of the large-scale structure. In general many scalar fields are present in the early universe. The dynamics of inflation is governed by inflaton(s), but the primordial curvature perturbation can be generated by inflaton(s) [2] or curvaton(s) [3], or both of them. However the feature of the primordial power spectrum caused by inflaton is similar to curvaton.

The CMB non-Gaussianity [4] opens a new window to probe the physics of the early universe. A well-discussed ansatz of non-Gaussianity has the local shape. This kind of non-Gaussianity can be characterized by some non-linearity parameters:

$$\zeta(\mathbf{x}) = \zeta_g(\mathbf{x}) + \frac{3}{5}f_{NL}\zeta_g^2(\mathbf{x}) + \frac{9}{25}g_{NL}\zeta_g^3(\mathbf{x}) + \cdots, \quad (1.1)$$

where ζ is the curvature perturbation in the uniform density slice, ζ_g denotes the Gaussian part of ζ . The non-linearity parameters f_{NL} and g_{NL} parameterizes the non-Gaussianity from the irreducible 3-point and 4-point correlation functions respectively.

In the case of single field inflation model $f_{NL}^{local} \sim \mathcal{O}(n_s - 1)$ [5], which is constrained by WMAP ($n_s = 0.960^{+0.014}_{-0.013}$) [6] to be much less than unity. In some general inflation models [7] a large non-Gaussianity is possibly obtained, but the shape of non-Gaussianity is different from the local shape. As we know, curvaton model can easily generate a large local-type non-Gaussianity [3,8]. Different group reported different result of data analysis to f_{NL}^{local} based on WMAP 3yr data:

$$27 < f_{NL}^{local} < 147 \quad (1.2)$$

in [9] and

$$-70 < f_{NL}^{local} < 91 \quad (1.3)$$

in [10] at 95% CL. WMAP group reported the 5yr result [6]:

$$-9 < f_{NL}^{local} < 111 \quad (95\% \text{ CL}). \quad (1.4)$$

Up to now a Gaussian distribution of the primordial curvature perturbation is still consistent with experiments. However, the lower bound on f_{NL}^{local} in Eq.(1.4) is greatly reduced from WMAP3 to WMAP5. If a large positive f_{NL}^{local} is confirmed by more years integration of WMAP, or the Planck mission, it can help us to distinguish curvaton model

from inflation model. Recently many issues related to curvaton were widely discussed in [11–13].

Curvaton is a light scalar field with weak self-interaction. Even though its energy density is subdominant during inflation, it can make the main contribution to the primordial curvature perturbation. In curvaton model, f_{NL} is inversely proportional to the fraction of curvaton energy density in the energy budget at the epoch of curvaton decay, and the value of g_{NL} is mainly contributed by the curvaton self-interaction. In the literatures, the interaction term of curvaton is assumed to be neglected and then g_{NL} is small. Now the cosmological observations become more and more accurate, and even g_{NL} can be detected in the near future if it is not too small. So it is worth working out how g_{NL} is related to the curvaton self-interaction.

In [13,14] the authors only considered the case with small positive interaction term and they concluded that $g_{NL} \sim \mathcal{O}(-10^4) - \mathcal{O}(-10^5)$ for the reasonable cases. In this paper we will see that it is also reasonable to consider the case with small negative interaction term for curvaton model and discuss the dynamics of curvaton more carefully.

This paper is organized as follows. In Sec. 2, we discuss some possible forms of the curvaton potential. In Sec. 3, the dynamics of curvaton with potential slightly deviating from quadratic form is studied in detail. In Sec. 4, we treat the non-quadratic potential as a perturbation, and analytically calculate f_{NL} and g_{NL} to the leading order. How to determine the non-quadratic term from experiments will be investigated in Sec. 5. At the end, we give a summary in Sec. 6.

2 Estimator of small deviation from the quadratic potential

We consider the following form of the curvaton potential,

$$V(\sigma) = \frac{1}{2}m^2\sigma^2 + \lambda m^4\left(\frac{\sigma}{m}\right)^n, \quad (2.1)$$

The mass term is assumed to be dominant, and the size of the interaction term compared with the mass term is measured by ¹

$$s \equiv \lambda \left(\frac{\sigma_*}{m}\right)^{n-2}, \quad (2.2)$$

where σ_* is the value of curvaton at Hubble exit. In curvaton scenario the curvaton mass m is assumed to be much smaller than the Hubble parameter H_* during inflation, and then the value of curvaton at the end of inflation is also σ_* .

¹Here the value of s is half of that in Ref. [13,14].

Usually the stability of the system requires the coupling constant λ to be positive. Otherwise the potential does not have a lower bound when the vacuum expectation value of the field goes into infinity. The authors in [13, 14] only focused on the case of $s > 0$. However we cannot expect the potential is still reliable when σ is very large. So we can expect that s can take a negative value.

On the other hand, to keep the mass of curvaton small enough, some symmetries are called for to prevent the large quantum correction to its mass. It seems natural to invoke supersymmetry. However supersymmetry must be broken down during inflation and the mass square of each scalar field generically receives a correction of order H_*^2 . An alternative candidate of curvaton is the pseudo-Nambu-Goldstone boson [15] — axion. The potential of axion is given by

$$V(\sigma) = M^4 \left(1 - \cos \frac{\sigma}{f} \right), \quad (2.3)$$

where f is called the axion decay constant. The smallness of the axion mass is protected by the shift symmetry $\sigma \rightarrow \sigma + \delta$. In string compactifications, axion fields are popular, and even when all other moduli are stabilized, the axion potential remains rather flat as a consequence of nonrenormalization theorems. In the inflation driven by axion, the decay constant is required to be larger than the Planck scale. However such a large value of f cannot be achieved in string theory [16, 17]. But the axion is a nice candidate of curvaton. For a small axion displacement $\sigma < f$, the potential is expanded as

$$V(\sigma) \simeq \frac{1}{2} \frac{M^4}{f^2} \sigma^2 - \frac{1}{24} \frac{M^4}{f^4} \sigma^4 + \dots \quad (2.4)$$

The mass and the coupling of axion are respectively $m = M^2/f$ and $\lambda = -M^4/(24f^4)$. In this case the parameter s is

$$s = -\frac{1}{24} \frac{\sigma_*^2}{f^2}, \quad (2.5)$$

which is negative. Since $\sigma_* < f$, $-1/24 < s < 0$.

Because the curvaton mass is small compared to the Hubble parameter H_* during inflation, the Compton wavelength of curvaton is larger than the background curvature radius H_*^{-1} , and the gravitational effects may play a crucial role on the behavior of curvaton. In [18] the authors explicitly showed that the quantum fluctuation of a light scalar field σ with mass m in de Sitter space gives it a non-zero expectation value of σ^2 as follows

$$\langle \sigma^2 \rangle = \frac{3H_*^4}{8\pi^2 m^2}. \quad (2.6)$$

So the typical value of curvaton at the Hubble exit is given by

$$\sigma_* \simeq \sqrt{\frac{3}{8\pi^2}} \frac{H_*^2}{m}, \quad (2.7)$$

and then

$$s = \lambda \left(\sqrt{\frac{3}{8\pi^2}} \frac{H_*^2}{m^2} \right)^{n-2}. \quad (2.8)$$

For the axion-type curvaton, we have

$$s = -\frac{1}{(8\pi)^2} \frac{H_*^4}{m^2 f^2} = -\frac{1}{(8\pi)^2} \frac{H_*^4}{M^4}. \quad (2.9)$$

Here we assume $\sigma_* < f$. Let's consider a concrete example of axion in [16] where a five-dimensional U(1) gauge theory is compactified on a circle of radius R . A non-local potential as a function of the gauge invariant Wilson loop

$$e^{i\theta} = e^{i \oint A_5 dx^5} \quad (2.10)$$

will be generated in presence of charged fields in the bulk. The effective Lagrangian for θ takes the form

$$\mathcal{L} = \frac{1}{2g_4^2 (2\pi R)^2} (\partial\theta)^2 - V(\theta), \quad (2.11)$$

where the four-dimensional gauge coupling g_4 is related to that in five dimensions by $g_4^2 = g_5^2/(2\pi R)$, and the potential is roughly given by

$$V(\theta) \sim \frac{c}{16\pi^6} \frac{1}{R^4} (1 - \cos\theta), \quad (2.12)$$

and $c \sim \mathcal{O}(1)$ depends on the number of charged fields in the bulk. In this case, $f = \frac{1}{2\pi g_4 R}$, $M^4 = \frac{c}{16\pi^6} \frac{1}{R^4}$ and the parameter s becomes

$$s = -\frac{\pi^4}{4c} (H_* R)^4. \quad (2.13)$$

In order for the validity of the effective description of the four-dimensional scenario, the size of extra dimension is required to be much smaller than H_*^{-1} . If s can be determined by experiments, we can roughly know the ratio between the size of extra dimension and the Hubble radius during inflation in this model.

3 The dynamics of curvaton after inflation

After inflation radiation dominates our Universe and the Hubble parameter drops with time as $H = 1/(2t)$. The curvaton equation of motion after inflation is

$$\ddot{\sigma} + \frac{3}{2t} \dot{\sigma} = -m^2 \sigma \left(1 + n\lambda \left(\frac{\sigma}{m} \right)^{n-2} \right). \quad (3.1)$$

The correction in the equation of motion is small if $|s| \ll 1/n$. We introduce a dimensionless time coordinate $x = mt$ and the curvaton equation of motion becomes

$$\sigma'' + \frac{3}{2x}\sigma' = -\sigma \left(1 + n\lambda\left(\frac{\sigma}{m}\right)^{n-2}\right), \quad (3.2)$$

here the prime denotes the derivative with respect to x . The time when inflation ends is roughly given by $t_{end} = 1/(2H_*)$ and thus the initial time coordinate $x_{ini} = mt_{end} \simeq 0$. Assume $x = x_o = mt_o$ at the time of curvaton starting to oscillate. Perturbatively solving Eq.(3.2) with initial conditions $\sigma_{ini} = \sigma_*$ and $\sigma'_{ini} = 0$ at $x = 0$, we find the value of curvaton at x_o is

$$\sigma_o = \sigma_* \left[w(x_o) + ng(n, x_o)\lambda\left(\frac{\sigma_*}{m}\right)^{n-2} + \mathcal{O}(s^2) \right], \quad (3.3)$$

where

$$\begin{aligned} w(x_o) &= 2^{\frac{1}{4}}\Gamma(5/4)x_o^{-\frac{1}{4}}J_{\frac{1}{4}}(x_o), \\ g(n, x_o) &= \pi 2^{\frac{n-5}{4}}\Gamma(5/4)^{n-1}x_o^{-\frac{1}{4}} \\ &\times \left[J_{\frac{1}{4}}(x_o) \int_0^{x_o} J_{\frac{1}{4}}^{n-1}(x)Y_{\frac{1}{4}}(x)x^{\frac{6-n}{4}}dx - Y_{\frac{1}{4}}(x_o) \int_0^{x_o} J_{\frac{1}{4}}^n(x)x^{\frac{6-n}{4}}dx \right], \end{aligned} \quad (3.4)$$

and $J_{1/4}$ and $Y_{1/4}$ are respectively the $1/4$ order Bessel J function and Bessel Y function. The curvaton starts to oscillate when the Hubble parameter drops below the same order of magnitude of the curvaton mass m . Usually we have $H_o = m$ and then $x_o = \frac{1}{2}$. In [14] the authors assumed $x_o = 1$. The values of $w(x_o)$ and $g(n, x_o)$ for different x_o are showed in Fig. 1. For $x_o = \frac{1}{2}$, $w(x_o) \simeq 0.95$ and $g(2, x_o) \simeq -0.049$, $g(4, x_o) \simeq -0.047$,

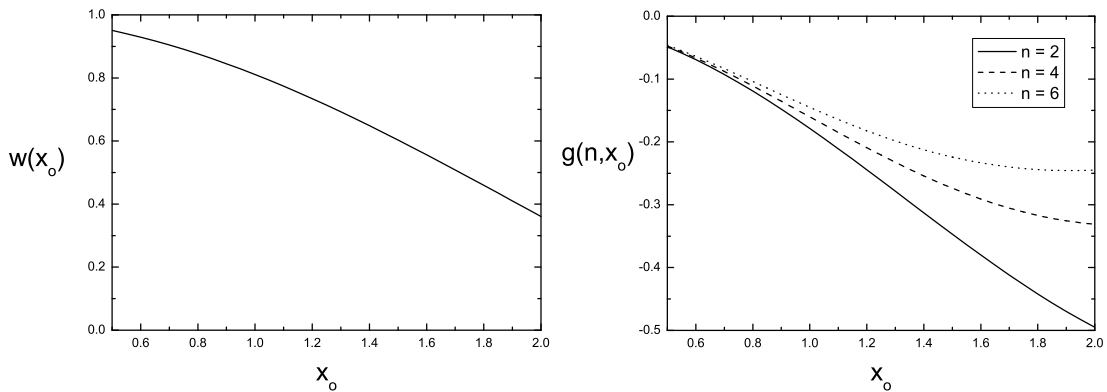


Figure 1: The values of $w(x_o)$ and $g(n, x_o)$ for different x_o .

$g(6, x_o) \simeq -0.046$. For $x_o = 1$, $w(x_o) \simeq 0.81$ and $g(2, x_o) \simeq -0.179$, $g(4, x_o) \simeq -0.16$, $g(6, x_o) \simeq -0.145$. We see that $w(x_o)$ and $g(n, x_o)$ depend on the choice of the time when the curvaton starts to oscillate.

4 Non-linearity parameters in curvaton model

The primordial curvature perturbation was calculated in [3, 8]. The primordial power spectrum, bispectrum and trispectrum are defined by

$$\langle \zeta(\mathbf{k}_1)\zeta(\mathbf{k}_2) \rangle = (2\pi)^3 \mathcal{P}_\zeta(k_1) \delta^3(\mathbf{k}_1 + \mathbf{k}_2), \quad (4.6)$$

$$\langle \zeta(\mathbf{k}_1)\zeta(\mathbf{k}_2)\zeta(\mathbf{k}_3) \rangle = (2\pi)^3 B_\zeta(k_1, k_2, k_3) \delta^3(\mathbf{k}_1 + \mathbf{k}_2 + \mathbf{k}_3), \quad (4.7)$$

$$\langle \zeta(\mathbf{k}_1)\zeta(\mathbf{k}_2)\zeta(\mathbf{k}_3)\zeta(\mathbf{k}_4) \rangle = (2\pi)^3 T_\zeta(k_1, k_2, k_3, k_4) \delta^3(\mathbf{k}_1 + \mathbf{k}_2 + \mathbf{k}_3 + \mathbf{k}_4). \quad (4.8)$$

The bispectrum and trispectrum are respectively related to the power spectrum by

$$B_\zeta(k_1, k_2, k_3) = \frac{6}{5} f_{NL} [\mathcal{P}_\zeta(k_1) \mathcal{P}_\zeta(k_2) + 2 \text{ perms}], \quad (4.9)$$

$$\begin{aligned} T_\zeta(k_1, k_2, k_3, k_4) &= \tau_{NL} [\mathcal{P}_\zeta(k_{13}) \mathcal{P}_\zeta(k_3) \mathcal{P}_\zeta(k_4) + 11 \text{ perms}] \\ &+ \frac{54}{25} g_{NL} [\mathcal{P}_\zeta(k_2) \mathcal{P}_\zeta(k_3) \mathcal{P}_\zeta(k_4) + 3 \text{ perms}]. \end{aligned} \quad (4.10)$$

Here the non-linearity parameter τ_{NL} depends on f_{NL} :

$$\tau_{NL} = \frac{36}{25} f_{NL}^2. \quad (4.11)$$

In curvaton model, the amplitude of the primordial power spectrum and the non-linearity parameters can be written as

$$P_\zeta = \frac{1}{9\pi^2} f_D^2 q^2 \frac{H_*^2}{\sigma_*^2}, \quad (4.12)$$

$$f_{NL} = \frac{5}{4f_D} (1+h) - \frac{5}{3} - \frac{5f_D}{6}, \quad (4.13)$$

$$g_{NL} = \frac{25}{54} \left[\frac{9}{4f_D^2} (\tilde{h} + 3h) - \frac{9}{f_D} (1+h) + \frac{1}{2} (1-9h) + 10f_D + 3f_D^2 \right], \quad (4.14)$$

where

$$f_D = \frac{3\Omega_{\sigma,D}}{4 - \Omega_{\sigma,D}}, \quad q = \frac{\sigma_* \sigma'_o}{\sigma_o}, \quad (4.15)$$

$$h = \frac{\sigma_o \sigma''_o}{\sigma'^2_o}, \quad \tilde{h} = \frac{\sigma_o^2 \sigma'''_o}{\sigma'^3_o}. \quad (4.16)$$

According to Eq.(3.3), the parameters q , h and \tilde{h} take the form

$$q = \frac{w(x_o) + n(n-1)g(n, x_o)s}{w(x_o) + ng(n, x_o)s}, \quad (4.17)$$

$$h = \frac{w(x_o) + ng(n, x_o)s}{(w(x_o) + n(n-1)g(n, x_o)s)^2} n(n-1)(n-2)g(n, x_o)s, \quad (4.18)$$

$$\tilde{h} = \frac{(w(x_o) + ng(n, x_o)s)^2}{(w(x_o) + n(n-1)g(n, x_o)s)^3} n(n-1)(n-2)(n-3)g(n, x_o)s. \quad (4.19)$$

We see that both h and \tilde{h} are proportional to the size of the non-quadratic term s . If the curvaton potential deviates from the exactly quadratic form, the value of f_{NL} can be small even when $f_D \ll 1$ if 1 is cancelled by h , but g_{NL} is still very large.

Here we also want to stress that the choice of the time when curvaton starts to oscillate has much effect on the quantitative results. For $n = 4$, we illustrate the quantitative results of q , h and \tilde{h} for different choice of x_o in Fig. 2.

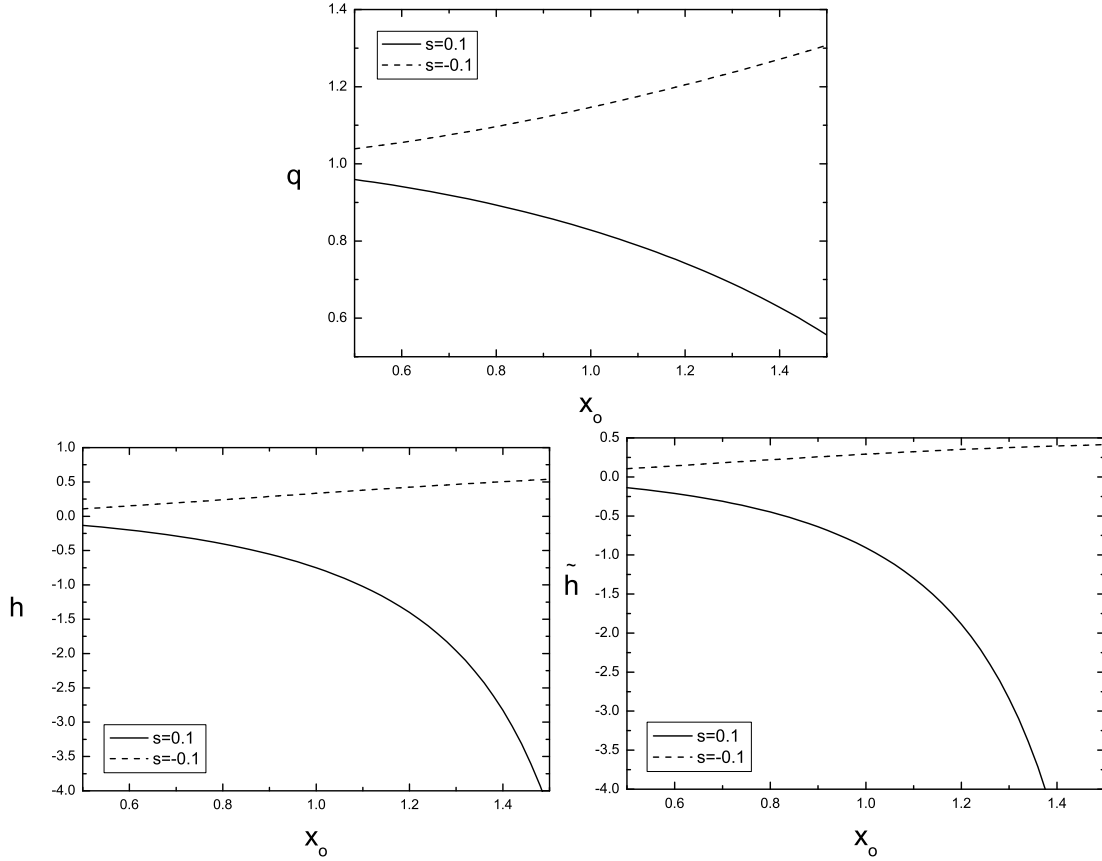


Figure 2: The quantitative results of q , h and \tilde{h} for different x_o . Here we take $n = 4$.

In [13] the authors only consider the case of $s > 0$ and they concluded that f_{NL} can be small, but g_{NL} will be $\mathcal{O}(-10^4) - \mathcal{O}(-10^5)$ for the reasonable cases. In Sec. 2 we argued that it is reasonable to extend the discussions into the case of $s < 0$. For $s < 0$, both h and \tilde{h} are positive, f_{NL} always gets a large positive value if $f_D \ll 1$, and $g_{NL} \sim f_{NL}^2$ which is roughly the same order of magnitude as τ_{NL} . See the numerical results of f_{NL} and g_{NL} in Fig. 3.

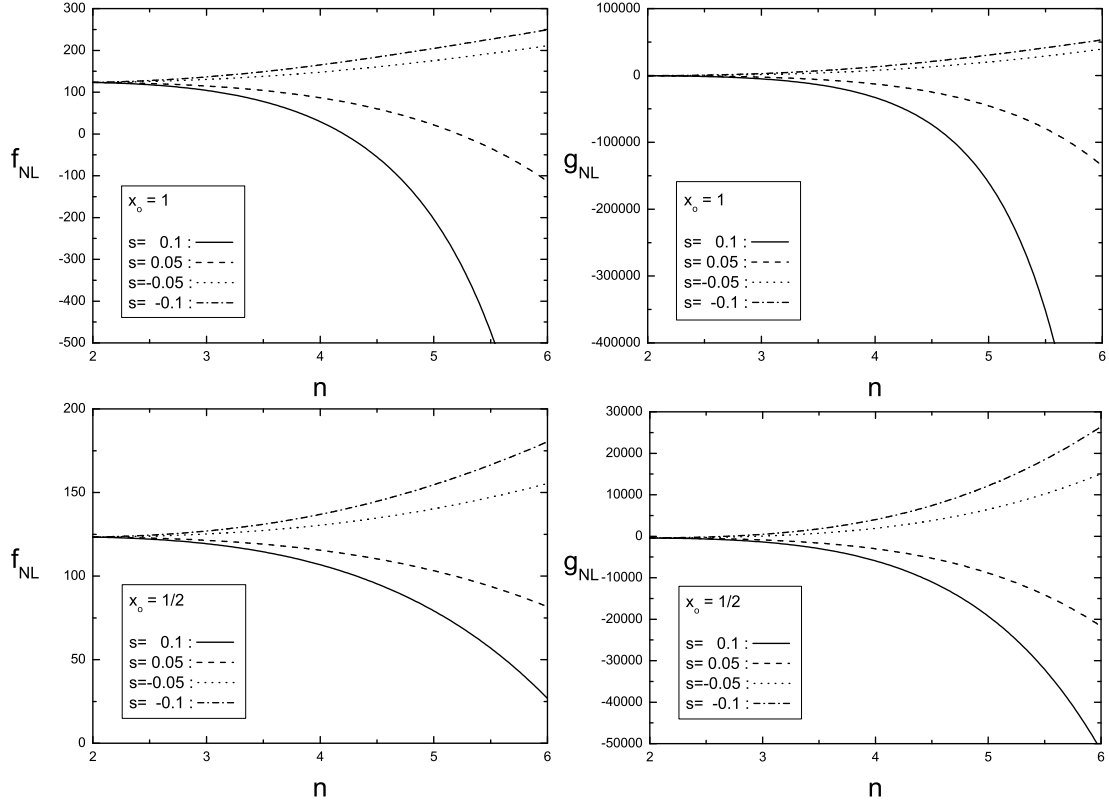


Figure 3: The non-linearity parameters f_{NL} and g_{NL} for different n , s and x_o are plotted. Here we take $f_D = 0.01$.

5 A proposal to measure the non-quadratic term

In [13] the authors pointed out that any deviation from the relation

$$g_{NL} \simeq -\frac{10}{3}f_{NL} \quad (5.1)$$

will indicate that the curvaton potential does not take the exactly quadratic form. Here we will take a closer look at the measurement of the curvaton self-interaction term.

From Eq.(4.13) and (4.14), we find

$$g_{NL} + \frac{10}{3}f_{NL} = \frac{25}{24} \frac{\tilde{h} + 3h}{f_D^2} + \frac{25}{108}(-23 - 9h + 8f_D + 6f_D^2). \quad (5.2)$$

Here we only focus on the case with large absolute values of f_{NL} and g_{NL} , because the accuracy of experiments is limited. Or equivalently, we have $f_D \ll 1$. If $|s| \ll 1$, we have $f_{NL} \simeq \frac{5}{4f_D}$ and

$$g_{NL} + \frac{10}{3}f_{NL} \simeq \frac{2}{3w(x_o)} f_{NL}^2 n^2 (n-1)(n-2) g(n, x_o) s. \quad (5.3)$$

For convenience, we define a new quantity $\alpha(s)$ as follows

$$\alpha(s) \equiv \frac{w(x_o)(3g_{NL} + 10f_{NL})}{2f_{NL}^2 n^2 (n-1)(n-2)g(n, x_o)}. \quad (5.4)$$

If $|s| \ll 1$, we can expect $\alpha(s) = s$. Since there are three free parameters (f_D , n , s) from the theoretical viewpoint, but only two observed quantities (f_{NL} , g_{NL}), we cannot model-independently determine the value of s from experiments. For an instance, we consider the interaction term takes the form $\lambda\sigma^4$ and show $\alpha(s)$ as a function of s in Fig. 4. Even

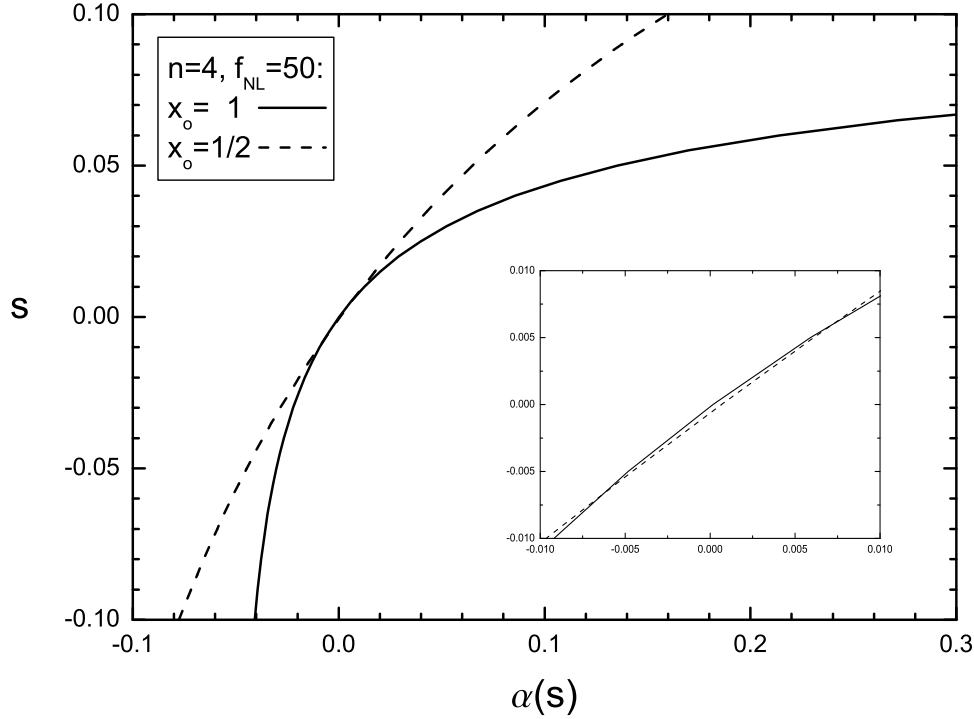


Figure 4: This figure illustrates $\alpha(s)$ as a function of s . In fact, for the large value of f_{NL} , it is insensitive to f_{NL} .

though we set $f_{NL} = 50$, one can check that $\alpha(s)$ is quite insensitive to f_{NL} . In this case $\alpha(s) \simeq s$ if $|s| < 0.01$ and this result is roughly independent on the choice of x_o .

Before the end of this section, we also want to estimate the order of magnitude of the dimensionless coupling coupling λ in the case of $n = 4$. The typical value of curvaton during inflation is $\sigma_* \sim H_*^2/m$, and then $s \sim \lambda(H_*/m)^4$ and the amplitude of the primordial power spectrum is $P_\zeta \sim f_D^2 m^2/H_*^2$. For large f_{NL} and small s , we have $f_{NL} \sim 1/f_D$. Therefore $m/H_* \sim \sqrt{P_\zeta} f_{NL}$ and $\lambda \sim s(\sqrt{P_\zeta} f_{NL})^4$. Taking into account WMAP normalization $P_\zeta = 2.457 \times 10^{-9}$ [6], $\lambda \sim 10^{-18} f_{NL}^4 s$. For $f_{NL} \sim 10^2$ and $s \sim \pm 10^{-2}$, $g_{NL} \sim -10s f_{NL}^2 \sim \mp 10^3$ and $\lambda \sim \pm 10^{-12}$. Such a weak interaction can be possibly detected by the cosmological experiments in the near future!

6 Conclusions

The fluctuations of curvaton field evolve non-linearly on the superhorizon scales if the curvaton potential deviates from the exactly quadratic form. In this paper, we suggest that the leading order of the non-quadratic term for curvaton field can be negative, for example in the axion-type curvaton model. We also investigate the curvaton dynamics and the non-linearity parameters in curvaton model with non-quadratic curvaton potential in detail. For a positive non-quadratic term, f_{NL} can be very small even when $f_D \ll 1$. But it does not happen in the case with a negative non-quadratic term. We also see that the second order non-linearity parameter g_{NL} measures the size of the self-interaction of curvaton field. If g_{NL} is positive, the leading order of the self-interaction term should be negative, and the axion-type curvaton model is preferred. The next generation of experiments such as Planck will improve the accuracy to $\Delta f_{NL} \sim 6$ and $\Delta \tau_{NL} \sim 560$ [19]. We hope the non-linearity parameters will be detected soon.

In this paper, the self-interaction term is treated as a perturbation. The case in which the self-interaction term dominates the curvaton potential during inflation will be discussed in [20]. On the other hand, multiplicity of curvaton fields is expected in the fundamental theories going beyond the standard model. In particular, axions are typically present in large numbers in string compactifications. In [12], these axion fields are suggested to be taken as curvatons. It is worth investigating the non-linearity parameters in N-vaton model [12] carefully in the future.

Acknowledgments

We would like to thank E. J. Chun and M. Li for useful discussions.

References

- [1] A. H. Guth, “The Inflationary Universe: A Possible Solution To The Horizon And Flatness Problems,” *Phys. Rev. D* **23**, 347 (1981);
A. D. Linde, “A New Inflationary Universe Scenario: A Possible Solution Of The Horizon, Flatness, Homogeneity, Isotropy And Primordial Monopole Problems,” *Phys. Lett. B* **108**, 389 (1982);
A. Albrecht and P. J. Steinhardt, “Cosmology For Grand Unified Theories With Radiatively Induced Symmetry Breaking,” *Phys. Rev. Lett.* **48**, 1220 (1982).
- [2] A. H. Guth and S. Y. Pi, “Fluctuations In The New Inflationary Universe,” *Phys. Rev. Lett.* **49** (1982) 1110.
- [3] A. D. Linde and V. F. Mukhanov, “Nongaussian isocurvature perturbations from inflation,” *Phys. Rev. D* **56**, 535 (1997) [arXiv:astro-ph/9610219];
K. Enqvist and M. S. Sloth, “Adiabatic CMB perturbations in pre big bang string cosmology,” *Nucl. Phys. B* **626**, 395 (2002) [arXiv:hep-ph/0109214];
D. H. Lyth and D. Wands, “Generating the curvature perturbation without an inflation,” *Phys. Lett. B* **524**, 5 (2002) [arXiv:hep-ph/0110002];
T. Moroi and T. Takahashi, “Effects of cosmological moduli fields on cosmic microwave background,” *Phys. Lett. B* **522**, 215 (2001) [Erratum-ibid. B **539**, 303 (2002)] [arXiv:hep-ph/0110096].
- [4] E. Komatsu and D. N. Spergel, “Acoustic signatures in the primary microwave background bispectrum,” *Phys. Rev. D* **63**, 063002 (2001) [arXiv:astro-ph/0005036];
E. Komatsu and D. N. Spergel, “The cosmic microwave background bispectrum as a test of the physics of inflation and probe of the astrophysics of the low-redshift universe,” arXiv:astro-ph/0012197;
E. Komatsu, “The Pursuit of Non-Gaussian Fluctuations in the Cosmic Microwave Background,” arXiv:astro-ph/0206039.
- [5] J. M. Maldacena, “Non-Gaussian features of primordial fluctuations in single field inflationary models,” *JHEP* **0305**, 013 (2003) [arXiv:astro-ph/0210603].
- [6] E. Komatsu *et al.* [WMAP Collaboration], “Five-Year Wilkinson Microwave Anisotropy Probe (WMAP) Observations:Cosmological Interpretation,” arXiv:0803.0547 [astro-ph].
- [7] X. Chen, M. x. Huang, S. Kachru and G. Shiu, “Observational signatures and non-Gaussianities of general single field inflation,” *JCAP* **0701**, 002 (2007) [arXiv:hep-th/0605045];
R. Bean, D. J. H. Chung and G. Geshnizjani, “Reconstructing a general inflationary action,” arXiv:0801.0742 [astro-ph];

- M. Li, T. Wang and Y. Wang, “General Single Field Inflation with Large Positive Non-Gaussianity,” JCAP **0803**, 028 (2008) [arXiv:0801.0040 [astro-ph]];
- B. Chen, Y. Wang and W. Xue, “Inflationary NonGaussianity from Thermal Fluctuations,” JCAP **0805**, 014 (2008) [arXiv:0712.2345 [hep-th]];
- T. Matsuda, “Modulated Inflation,” arXiv:0801.2648 [hep-ph];
- X. Gao, “Primordial Non-Gaussianities of General Multiple Field Inflation,” arXiv:0804.1055 [astro-ph];
- S. W. Li and W. Xue, “Revisiting non-Gaussianity of multiple-field inflation from the field equation,” arXiv:0804.0574 [astro-ph];
- W. Xue and B. Chen, “ α -vacuum and inflationary bispectrum,” arXiv:0806.4109 [hep-th];
- M. Li and Y. Wang, “Consistency Relations for Non-Gaussianity,” arXiv:0807.3058 [hep-th].
- [8] D. H. Lyth, C. Ungarelli and D. Wands, “The primordial density perturbation in the curvaton scenario,” Phys. Rev. D **67**, 023503 (2003) [arXiv:astro-ph/0208055];
- N. Bartolo, S. Matarrese and A. Riotto, “On non-Gaussianity in the curvaton scenario,” Phys. Rev. D **69**, 043503 (2004) [arXiv:hep-ph/0309033];
- K. A. Malik and D. H. Lyth, “A numerical study of non-gaussianity in the curvaton scenario,” JCAP **0609**, 008 (2006) [arXiv:astro-ph/0604387];
- M. Sasaki, J. Valiviita and D. Wands, “Non-gaussianity of the primordial perturbation in the curvaton model,” Phys. Rev. D **74**, 103003 (2006) [arXiv:astro-ph/0607627];
- C. T. Byrnes, M. Sasaki and D. Wands, “The primordial trispectrum from inflation,” Phys. Rev. D **74**, 123519 (2006) [arXiv:astro-ph/0611075].
- [9] A. P. S. Yadav and B. D. Wandelt, “Evidence of Primordial Non-Gaussianity (f_{NL}) in the Wilkinson Microwave Anisotropy Probe 3-Year Data at 2.8σ ,” Phys. Rev. Lett. **100**, 181301 (2008) [arXiv:0712.1148 [astro-ph]].
- [10] C. Hikage, T. Matsubara, P. Coles, M. Liguori, F. K. Hansen and S. Matarrese, “Primordial Non-Gaussianity from Minkowski Functionals of the WMAP Temperature Anisotropies,” arXiv:0802.3677 [astro-ph].
- [11] Q. G. Huang, “Large Non-Gaussianity Implication for Curvaton Scenario,” arXiv:0801.0467 [hep-th];
- K. Ichikawa, T. Suyama, T. Takahashi and M. Yamaguchi, “Non-Gaussianity, Spectral Index and Tensor Modes in Mixed Inflaton and Curvaton Models,” Phys. Rev. D **78**, 023513 (2008) [arXiv:0802.4138 [astro-ph]];
- T. Multamaki, J. Sainio and I. Vilja, “Non-Gaussianity in three fluid curvaton model,” arXiv:0803.2637 [astro-ph];
- T. Suyama and F. Takahashi, “Non-Gaussianity from Symmetry,” arXiv:0804.0425

- [astro-ph];
M. Beltran, “Isocurvature, non-gaussianity and the curvaton model,” arXiv:0804.1097 [astro-ph];
M. Li, C. Lin, T. Wang and Y. Wang, “Non-Gaussianity, Isocurvature Perturbation, Gravitational Waves and a No-Go Theorem for Isocurvaton,” arXiv:0805.1299 [astro-ph];
S. Li, Y. F. Cai and Y. S. Piao, “DBI-Curvaton,” arXiv:0806.2363 [hep-ph];
Q. G. Huang, “Spectral Index in Curvaton Scenario,” arXiv:0807.0050 [hep-th];
M. Li and C. Lin, “Reconstruction of the isocurvaton scenario,” arXiv:0807.4352 [astro-ph].
- [12] Q. G. Huang, “N-vaton,” arXiv:0807.1567 [hep-th].
- [13] K. Enqvist and T. Takahashi, “Signatures of Non-Gaussianity in the Curvaton Model,” arXiv:0807.3069 [astro-ph].
- [14] K. Enqvist and S. Nurmi, “Non-gaussianity in curvaton models with nearly quadratic potential,” JCAP **0510**, 013 (2005) [arXiv:astro-ph/0508573].
- [15] K. Dimopoulos, D. H. Lyth, A. Notari and A. Riotto, “The curvaton as a Pseudo-Nambu-Goldstone boson,” JHEP **0307**, 053 (2003) [arXiv:hep-ph/0304050];
E. J. Chun, K. Dimopoulos and D. Lyth, “Curvaton and QCD axion in supersymmetric theories,” Phys. Rev. D **70**, 103510 (2004) [arXiv:hep-ph/0402059].
- [16] N. Arkani-Hamed, H. C. Cheng, P. Creminelli and L. Randall, “Extranatural inflation,” Phys. Rev. Lett. **90**, 221302 (2003) [arXiv:hep-th/0301218].
- [17] T. Banks, M. Dine, P. J. Fox and E. Gorbatov, “On the possibility of large axion decay constants,” JCAP **0306**, 001 (2003) [arXiv:hep-th/0303252].
- [18] T. S. Bunch and P. C. W. Davies, “Quantum Field Theory In De Sitter Space: Renormalization By Point Splitting,” Proc. Roy. Soc. Lond. A **360** (1978) 117;
A. Vilenkin and L. H. Ford, “Gravitational Effects Upon Cosmological Phase Transitions,” Phys. Rev. D **26**, 1231 (1982);
A. D. Linde, “Scalar Field Fluctuations In Expanding Universe And The New Inflationary Universe Scenario,” Phys. Lett. B **116**, 335 (1982).
- [19] N. Kogo and E. Komatsu, “Angular Trispectrum of CMB Temperature Anisotropy from Primordial Non-Gaussianity with the Full Radiation Transfer Function,” Phys. Rev. D **73**, 083007 (2006) [arXiv:astro-ph/0602099].
- [20] Q. G. Huang, “Curvaton with Polynomial Potential,” arXiv:0808.1793 [hep-th].