

# Muon decays in the Earth's atmosphere, differential aging and the paradox of the twins

**J.H.Field**

Département de Physique Nucléaire et Corpusculaire Université de Genève . 24, quai Ernest-Ansermet CH-1211 Genève 4.

E-mail: john.field@cern.ch

## **Abstract**

Observation of the decay of muons produced in the Earth's atmosphere by cosmic ray interactions provides a graphic illustration of the counter-intuitive space-time predictions of special relativity theory. Muons at rest in the atmosphere, decaying simultaneously, are subject to a universal time-dilatation effect when viewed from a moving frame and so are also observed to decay simultaneously in all such frames. The analysis of this example reveals the underlying physics of the differential aging effect in Langevin's travelling-twin thought experiment.

PACS 03.30.+p

# 1 Introduction

The present paper is one in a recent series, devoted to space-time physics, by the present author. In Ref. [1] the classical ‘Rockets-and-String’ [2] and ‘Pole-and-Barn’ [3] paradoxes of special relativity were re-analysed taking into account the distinction between the real and apparent<sup>1</sup> positions of uniformly moving objects. Different results were obtained from those of the usual text-book interpretations of these experiments and a new causality-violating paradox was pointed out. This paradox, as well as the related ‘backwards running clocks’ one of Soni [4], was resolved in Ref. [5] where, in order to avoid these paradoxes as well as manifest breakdown of translational invariance, in some applications of the standard space-time Lorentz transformation, the use of a ‘local’ Lorentz transformation, i.e. one where the transformed event in the moving frame lies at the coordinate origin in this frame, was advocated. When this is done the closely correlated ‘relativity of simultaneity’ (RS) and ‘length contraction’ (LC) effects of conventional special relativity theory do not occur. The connection between these effects is explained in Ref. [1]. Ref. [5] also contains a ‘mini review’ of all experimental tests of special relativity where it is pointed out that, whereas time dilatation is well-confirmed experimentally, no experimental evidence exists for the RS and LC effects. In the later papers [6, 7, 8] it is explained how the spurious RS and LC effects result from a misuse of the time symbols in the standard space-time Lorentz transformation. Refs. [7, 8] present the argument in a pedagogical manner, whereas Ref. [6] contains a concise summary of it.

In the following section the necessary formulae for the analysis of the muon decay thought experiment —essentially the prediction of a universal time dilatation effect— are derived from first principles. Here there is considerable overlap with work presented in Refs. [6, 7, 8] The analysis of the thought experiment presented in Section 3 shows the absence of the spurious text-book RS effect: Muons which decay simultaneously in a common proper frame, are observed to do so in all inertial frames. Finally the results of the analysis presented in this paper are used to shed light on the physical basis of the differential aging effect in the travelling-twin thought experiment [9].

## 2 Operational meaning of the space-time Lorentz transformation: Rates and spatial separations of moving clocks

The Lorentz transformation (LT) relates observations  $(x, y, z, t)$  of the coordinates of space-time events in one inertial frame S, to observations of the coordinates  $(x', y', z', t')$  of the same events in another inertial frame S'. As is conventional, the Cartesian spatial coordinate axes of the two frames are parallel, and the origin of the frame S' moves with constant speed,  $v$ , along the  $x$ -axis. In any actual experiment, times are recorded by clocks, and positions specified by marks on fixed rulers (or their equivalent). Therefore, in order to relate the space-time coordinates appearing in the LT to actual physical measurements they must be identified with clock readings and length interval measurements [10].

---

<sup>1</sup>i.e. as naively predicted by the standard space-time Lorentz transformation

This can be done in two distinct ways depending on whether the experimenter observing the clocks and performing the length measurements is at rest in S or in S'. In the former case (only events with spatial coordinates along the  $x$ -axis are considered so that  $y = y' = z = z' = 0$ ) the appropriate LT, for a clock, C', situated at the origin of S', is:

$$x'(C') = \gamma_v[x(C') - v\tau] = 0 \quad (2.1)$$

$$t' = \gamma_v[\tau - \frac{\beta_v x(C')}{c}] \quad (2.2)$$

and in the latter case, for a clock, C, situated at the origin of S, is:

$$x(C) = \gamma_v[x'(C) + c\tau'] = 0 \quad (2.3)$$

$$t = \gamma_v[\tau' + \frac{\beta_v x'(C)}{c}] \quad (2.4)$$

In these equations  $\beta_v \equiv v/c$ ,  $\gamma_v \equiv 1/\sqrt{1 - \beta_v^2}$  and  $c$  is the speed of light in vacuum. The clocks in S and S' are synchronised so that for (2.1) and (2.2),  $t' = \tau = 0$  when  $x = x' = 0$ , and for (2.3) and (2.4),  $t = \tau' = 0$  when  $x = x' = 0$ . In (2.1) and (2.2) the transformed events lie on the worldline of a clock, C', at rest in S', which is observed from S. The observed time in S registered by C' (which is in motion in this frame) is  $t'$ , while  $\tau$  is the time registered by the clock, C, identical to C', but at rest in S. In contrast, in (2.3) and (2.4) the transformed events lie on the worldline of C, which is observed from S'. The time  $t$  is that registered by C as observed from S' and  $\tau'$  is the time registered by C' as observed in its own proper frame. Thus two distinct experiments are possible involving one stationary and one moving clock, depending on whether the experimenter performing the space and time measurements is in the rest frame of one, or the other, of the two clocks. To describe both of these experiments, four different time symbols,  $\tau$ ,  $\tau'$ ,  $t$  and  $t'$ , with different operational meanings, are required.

From (2.1), the equation of motion of C' in S is:

$$x(C') = v\tau \quad (2.5)$$

while from (2.3) the equation of motion of C in S' is:

$$x'(C) = -v\tau' \quad (2.6)$$

Using (2.5) to eliminate  $x$  from (2.2), and in view of the definition of  $\gamma_v$ :

$$\tau = \gamma_v t' \quad (2.7)$$

Similarly, using (2.6) to eliminate  $x'$  from (2.4) gives:

$$\tau' = \gamma_v t \quad (2.8)$$

(2.7) and (2.8) are expressions of the relativistic Time Dilatation (TD) effect in the two 'reciprocal' experiments that may be performed using the clocks C and C'. They show that, according to the LT, 'moving clocks run slow' in a universal manner (no spatial coordinates appear in (2.7) and (2.8)). In fact:

$$\frac{\text{rate of moving clock}}{\text{rate of stationary clock}} = \frac{t'}{\tau} = \frac{t}{\tau'} = \frac{1}{\gamma_v} \quad (2.9)$$

To discuss measurements of the spatial separations of moving clocks, at least two clocks, (say,  $C'_A$  and  $C'_B$ , at rest in  $S'$ ) must be considered. It is assumed that they lie along the  $x'$ -axis separated by the distance  $L'$ ,  $C'_A$  being at the origin of  $S'$  and  $C'_B$  at  $x' = L'$ . The space transformation equations analogous to (2.1) for  $C'_A$  and  $C'_B$  and are then:

$$x'(C'_A) = \gamma_v[x(C'_A) - v\tau] = 0 \quad (2.10)$$

$$x'(C'_B) - L' = \gamma_v[x(C'_B) - L - v\tau] = 0 \quad (2.11)$$

Inspection of (2.11) shows that  $L = x_{B'}(\tau = 0)$ , a relation valid for all values of  $v$  for the choice of coordinate systems in (2.10) and (2.11). In particular, it is valid when  $v \rightarrow 0$ ,  $\gamma_v \rightarrow 1$ , and  $x \rightarrow x'$ . Then for  $v = 0$ :

$$x'(C'_B) - L' = x'(C'_B) - L \quad (2.12)$$

so that

$$L' = L \quad (2.13)$$

The spatial separation of the clocks is therefore a Lorentz-invariant quantity.

Suppose now that two objects move with speeds  $u_1, u_2$  ( $u_1 > u_2$ ) along the positive  $x$ -axis in  $S$  and that they are coincident with the origins of  $S$  and  $S'$  at the time  $\tau = 0$ . At later times  $\tau, t'$ , the separation of the objects in  $S$  is  $(u_1 - u_2)\tau$  and in  $S'$  is  $(u'_1 - u'_2)t'$ , where  $u'_1 - u'_2$  is the relative velocity of the objects in  $S'$ . In view of (2.13) and the time dilatation formula (2.7) it follows that

$$u'_1 - u'_2 = \gamma_v(u_1 - u_2) \quad (2.14)$$

A particular case of (2.14), to be used in the following section, is  $u_1 = v, u_2 = u'_1 = 0$  giving

$$-u'_2 \equiv v' = \gamma_v v \quad (2.15)$$

where  $v'$  is the observed speed of the origin of  $S$  along the negative  $x$ -axis in  $S'$ . The relation (2.14) is the transformation formula of the *relative velocity* of two objects between two inertial frames, to be contrasted with the relativistic parallel velocity addition formula:

$$w = \frac{u - v}{1 - \frac{uv}{c^2}} \quad (2.16)$$

which relates kinematical configurations of a single moving object in the frames  $S$  and  $S'$ . In the case  $u = 0$ , (2.16) gives  $w = -v$  and this equation relates the kinematical configuration in  $S$  in the primary experiment described by (2.1) and (2.2) to that in  $S'$  in the (physically independent) reciprocal experiment described by (2.3) and (2.4). In contrast (2.14) describes the observed *relative velocity transformation* within the primary experiment. For further discussion of this important point see Refs. [11, 12].

### 3 Muons are clocks that demonstrate time dilatation and differential aging

Muon decays constitute an excellent laboratory for testing the predictions of special relativity. For example, the TD effect of Eqn(2.7) was experimentally confirmed at the

per mille level of relative precision in the ultrarelativistic domain ( $\gamma_v \simeq 30$ ) by observation of the decay of muons in the storage ring of the last CERN muon  $g - 2$  experiment [13]. In the present paper, it is shown that thought experiments involving muons provide a graphic illustration of the predicted space-time behaviour, in special relativity, of clocks in different inertial frames.

Unlike most other unstable particles, muons are particularly suitable for precise tests of the TD effect because of the ease of their production from pion decay and their long mean lifetime of  $2.2 \mu s$ . The former yields high events statistics and the latter the possibility of precise time interval measurements using accurate clocks in the laboratory frame [13].

The thought experiment developed in the present paper is an elaboration of the well-known demonstration that the very presence of cosmic muons at the Earth's surface is, by itself, sufficient to demonstrate the existence of the TD effect [14, 15, 16, 17]. Muons are produced predominantly by the weak decay of charged pions  $\pi^\pm \rightarrow \mu^\pm \nu$ . The velocity of the muon,  $v_\mu$ , depends upon that of the parent pion,  $v_\pi$ , and the centre-of-mass decay angle,  $\theta^*$ . If the pion has the same velocity,  $v_\mu^* = c(m_\pi^2 - m_\mu^2)/(m_\pi^2 + m_\mu^2)$ , as the muon in the pion rest frame, (corresponding to a pion momentum of 49.5 MeV/c) and  $\cos \theta^* = -1$ , the muon is produced at rest in the laboratory system. The maximum muon decay energy  $E_\mu^{max}$  corresponds to  $\cos \theta^* = 1$  and is given, in terms of the parent pion energy  $E_\pi$ , and the pion velocity  $v_\pi = c\beta_\pi$ , by the relation:

$$E_\mu^{max} = E_\pi \frac{[m_\pi^2(1 + \beta_\pi) + m_\mu^2(1 - \beta_\pi)]}{2m_\pi^2} \quad (3.1)$$

For ultra-relativistic parent pions with  $\beta_\pi \simeq 1$ ,  $E_\mu^{max} \simeq E_\pi$ .

Due to the thickness of the Earth's atmosphere, the majority of interactions of primary cosmic protons, that produce the parent pions of cosmic muons, occur at high altitude,  $\simeq 20$  km above the Earth's surface. A muon with speed close to that of light then takes at least  $\simeq 700 \mu s$  to reach the surface of the Earth. This may be compared with the muon mean lifetime of  $2.2 \mu s$ . Without the TD effect, only a fraction  $\exp[-700/2.2] \simeq 10^{-138}$  of the muons produced at altitude would reach the Earth's surface. However a 10 GeV muon, which has  $\gamma_v \simeq 94$ , has a 3.5 % probability to reach the Earth's surface, before decaying, when the TD effect is taken into account.

In the thought experiment considered here it is assumed that two muons  $\mu_A$  and  $\mu_{A'}$  are produced simultaneously at the same point A (see Fig.1a) by decay of pions from a primary cosmic ray interaction with the nucleus of a gas atom in the atmosphere. The muon  $\mu_A$  is produced at rest in the atmosphere (inertial frame S) while  $\mu_{A'}$  (with proper frame S') is produced with velocity  $v = c\beta_v = \sqrt{3}/2$ , so that  $\gamma_v = 2$ . It happens that both muons decay after time  $T$  in their proper frames. Because of the TD effect, the muon  $\mu_{A'}$  will then be seen by an observer at rest in the atmosphere to decay after time  $\tau = \gamma_v T = 2T$  at a point B at a distance  $L = 2Tv = 2.28$  km from A. It is also supposed that at the same time,  $\tau = 0$ , that  $\mu_A$  and  $\mu_{A'}$  are created, another muon,  $\mu_B$ , (also with proper decay lifetime  $T$ ) is created at rest in the atmosphere at the point B, by decay of pion from another primary cosmic ray interaction. Since  $\mu_A$  and  $\mu_B$  are at rest in the atmosphere and have no TD effect, they will decay simultaneously at  $\tau = T$  (Fig.1b) in the frame S. At this instant the muon  $\mu_{A'}$  is still undecayed and is at the point M,

midway between A and B, When  $\mu_{A'}$  decays (Fig.1c)  $\mu_A$  and  $\mu_B$  no longer exist, however the centres of mass of their, by now distant, decay products  $e, \nu$  and  $\bar{\nu}$ , denoted as  $(\mu_A)$  and  $(\mu_B)$ , and indicated in Figs. 1-3 as two concentric circles, still remain at the points A and B.

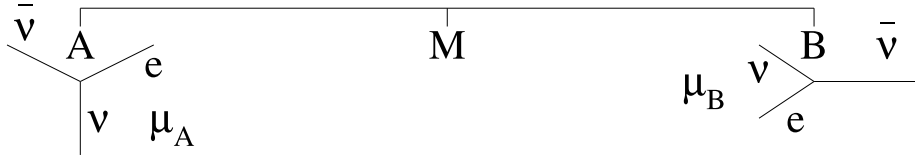
$$\tau = \tau' = \tau'' = 0$$

a)  $\mu_{A'} \circ \xrightarrow{v}$



$$\tau = T = L/(2v) = 2.2 \mu s$$

b)  $\mu_{A'} \circ \xrightarrow{v}$



$$\tau = \gamma_v T = L/v = 4.4 \mu s$$

c)

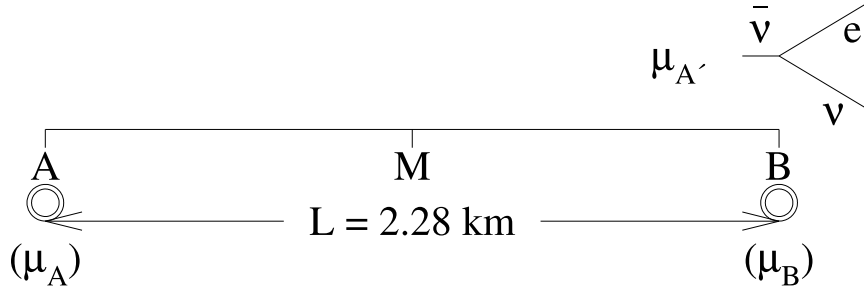


Figure 1: *The sequence of muon decay events as observed from the atmosphere (frame S). a) Muons  $\mu_{A'}$ ,  $\mu_A$  and  $\mu_B$  are simultaneously created. Muon  $\mu_{A'}$  moves to the right with velocity  $v = (\sqrt{3}/2)c$ . b) At time  $\tau = T$ , muons  $\mu_A$  and  $\mu_B$  decay simultaneously. At this time  $\mu_{A'}$  is observed from S to be aligned with the mid-point, M, of A and B. c) At time  $\tau = \gamma_v T$ , muon  $\mu_{A'}$  is observed to decay. At this time it is at B, the centre of mass of the decay products of  $\mu_B$ . For clarity, the muons are shown displaced vertically.*

The sequence of events that would be seen by an observer in the rest frame,  $S'$  of  $\mu_{A'}$  corresponding to those of Fig.1, is shown in Fig.2. According to the relative velocity transformation formula (2.15),  $\mu_A$  and  $\mu_B$  are observed to move to the left with velocity  $v\gamma_v$ . The configuration at  $\tau = \tau' = 0$  is shown in Fig.2a. According to the time dilatation relation (2.7), appropriate to this case,  $\mu_A$  and  $\mu_B$  are seen to decay simultaneously at time  $\tau' = T/\gamma_v = 1.2\mu s$  (Fig2.b). As in Fig.1, it can be seen that  $\mu_{A'}$  is aligned with M,

$$\tau' = \tau = \tau'' = 0$$

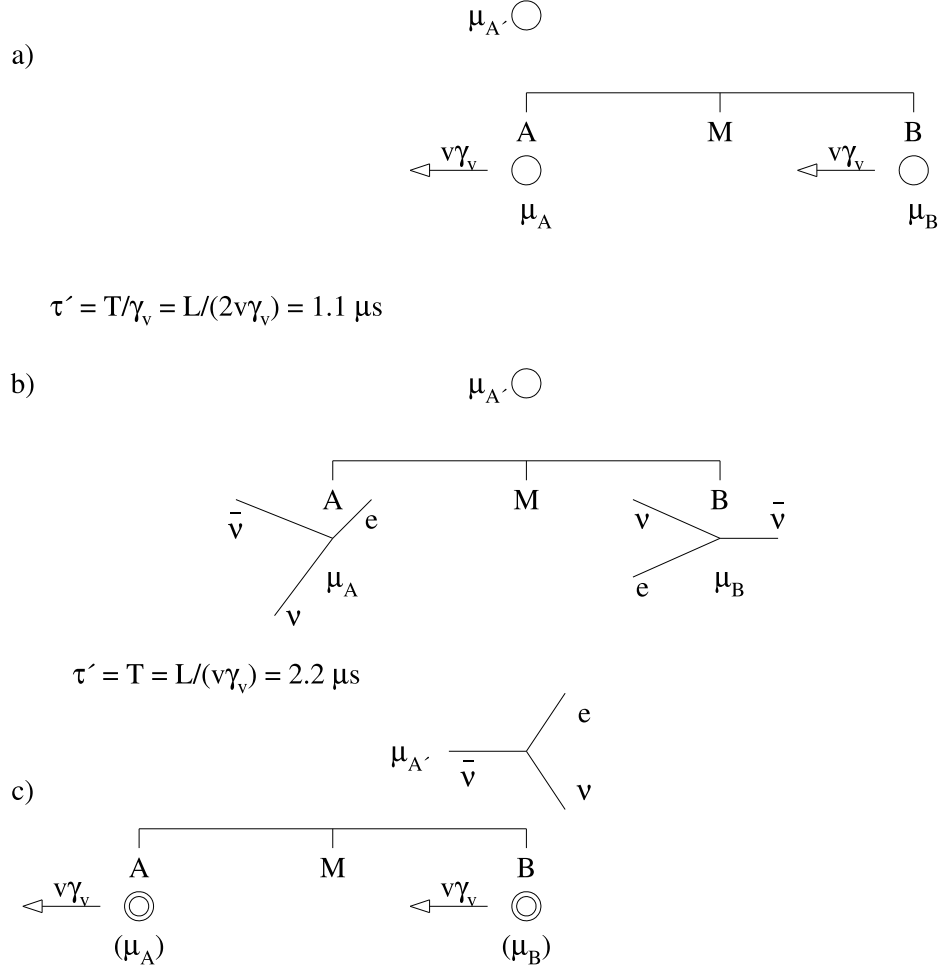


Figure 2: *The sequence of muon decay events as observed in the proper frame ( $S'$ ) of  $\mu_{A'}$ . a) Muons  $\mu_{A'}$ ,  $\mu_A$  and  $\mu_B$  are simultaneously created. Muons  $\mu_A$  and  $\mu_B$  are observed to move to the left with velocity  $v\gamma_v = \sqrt{3}c$ . b) At time  $\tau' = T/\gamma_v$ ,  $\mu_A$  and  $\mu_B$  decay simultaneously. At this time, as in Fig.1,  $\mu_{A'}$  is aligned with the mid-point,  $M$ , of  $A$  and  $B$ . c) At time  $\tau' = T$  muon  $\mu_{A'}$  decays. At this time, as in Fig.1, it is aligned with  $B$ , the centre of mass of the decay products of  $\mu_B$ . For clarity, the muons are shown displaced vertically.*

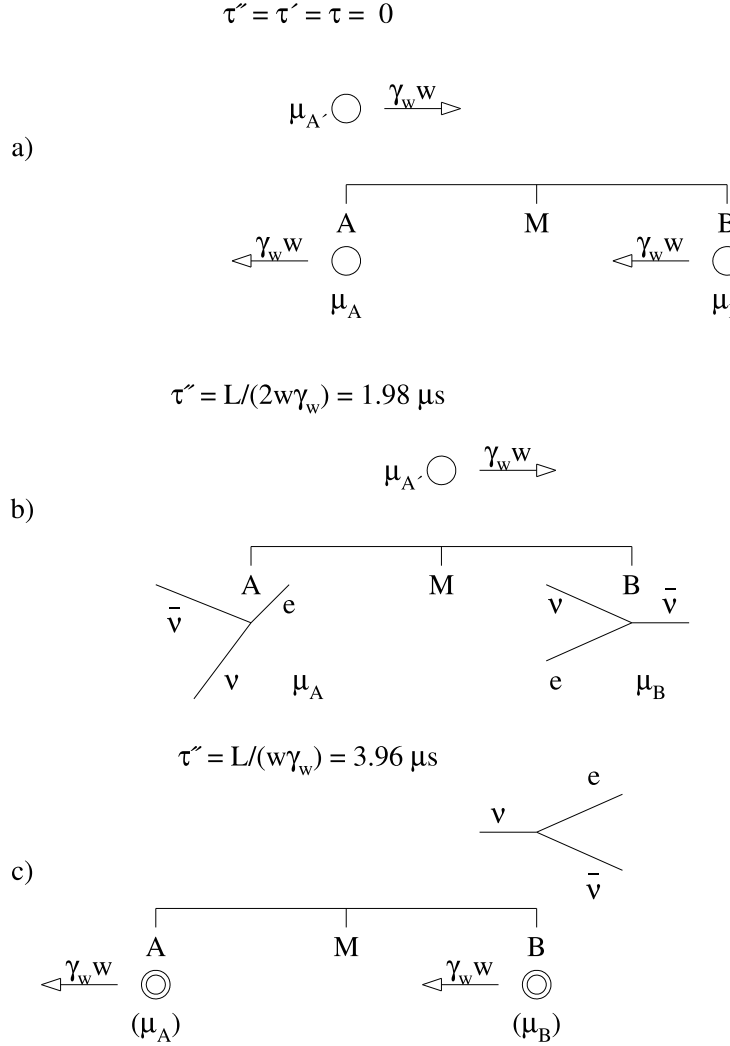


Figure 3: The sequence of muon decay events as observed from the frame ( $S''$ ) that moves in  $S$ , parallel to the direction of motion of  $\mu_{A'}$ , with the velocity  $w = v/2 = c\sqrt{3}/4$ . a) Muons  $\mu_{A'}$ ,  $\mu_A$  and  $\mu_B$  are simultaneously created. Muon  $\mu_{A'}$  is observed to move to the right with velocity  $w\gamma_w$  and  $\mu_A$  and  $\mu_B$  move to the left with velocity  $w\gamma_w$ . b) At time  $\tau'' = L/(2w\gamma_w)$ ,  $\mu_A$  and  $\mu_B$  decay simultaneously. At this time, as in Figs.1 and 2,  $\mu_{A'}$  is aligned with the mid-point,  $M$ , of  $A$  and  $B$ . c) At time  $\tau'' = L/(w\gamma_w)$   $\mu_{A'}$  decays. As in Figs.1 and 2 it is aligned, at with this time, with  $B$ , the centre of mass of the decay products of  $\mu_B$ . For clarity, the muons are shown displaced vertically.

the mid point of the line segment AB, at the time of simultaneous decay of  $\mu_A$  and  $\mu_B$ . As shown in Fig.2c,  $\mu_{A'}$  decays at time  $\tau' = T = 2.2\mu s$ , when it is aligned with B, as is also the case for an observer in the frame S, as shown in Fig.1c. Since  $\mu_A$  and  $\mu_B$  are seen to decay simultaneously by observers at rest in both S and S', there is no RS effect.

The sequence of events that would be observed in the frame S'', moving with velocity  $w$  in the positive  $x$ -direction will now be considered. According to the relative velocity transformation formula (2.14),  $\mu_{A'}$  is observed to move with speed  $\gamma_w(v-w)$  in the positive  $x$ -direction in S'' since the *relative velocity* of S'' and S' in the frame S is  $v-w$ . Also, according to (2.15),  $\mu_A$  and  $\mu_B$  are observed to move with speed  $w\gamma_w$  in the negative  $x$ -direction in S''. The velocity of  $\mu_{A'}$  relative to  $\mu_A$  and  $\mu_B$  in the frame S'' is then  $v\gamma_w$ . The sequence of events seem by an observer at rest in S'' is illustrated, for the case  $w = v/2$ , in Fig.3. Using the time dilatation relation (2.7), with  $v$  set equal to  $w$  in order to relate times in S and S'',  $\mu_A$  and  $\mu_B$  decay at time  $\tau'' = T/\gamma_w$ , when  $\mu_{A'}$  is aligned with M (see Fig.3b). Note that the time of this event in S'' depends only on the value of  $w$ , being independent of the value of  $v$ . The muon  $\mu_{A'}$  decays at time  $\tau'' = \gamma_v T/\gamma_w$  when it is aligned with B (see Fig.3c).

In all three frames, S, S' and S'',  $\mu_A$  and  $\mu_B$  are observed to decay simultaneously and earlier than  $\mu_{A'}$ . These decay times, in each frame, are presented in Table 1. The entries in this table satisfy the following condition:

$$\frac{\tau_D(\mu_{A'})}{\tau_D(\mu_A)} = \frac{\tau'_D(\mu_{A'})}{\tau'_D(\mu_A)} = \frac{\tau''_D(\mu_{A'})}{\tau''_D(\mu_A)} = \gamma_v \quad (3.2)$$

Since the last member of this equation is independent of  $w$ , it follows that ratio of the decay times given by the time dilatation relation (2.7) is the same for all inertial observers, and so is an invariant, fixed by the velocity of  $\mu_{A'}$  in the rest frame of  $\mu_A$  where the time dilatation effect is defined —i.e. observer at rest in S, observed muon at rest in S'.

Different (but reciprocal, i.e. related to those of Eqn(3.2) by exchange of primed and unprimed quantities) results would be obtained in the situation where the observer of the time dilatation effect is at rest in S', while the observed muon is at rest in S, so that the reciprocal time dilatation relation (2.8) is applicable.

Inspection of, and reflection on, Figs.1 and 2 reveals the physical basis of the differential aging effect in the 'twin paradox' introduced by Langevin [9]. The 'travelling twin' can be identified with  $\mu_{A'}$ , the 'stay at home' one with either  $\mu_A$  or  $\mu_B$  since their associated 'clocks' are synchronous. At the end of the outward journey, when  $\mu_{A'}$  arrives at B, the synchronous clocks at A and B were seen in S to run twice as fast as that of  $\mu_{A'}$  —in fact  $\mu_A$  and  $\mu_B$  have already decayed when  $\mu_{A'}$  arrives at B. In Fig.1, the observer in S sees  $\mu_{A'}$  aging less rapidly than  $\mu_A$  or  $\mu_B$ . However, as required by the time dilatation relation (2.7), an observer in S' (Fig.2) sees  $\mu_A$  or  $\mu_B$  *aging more rapidly*, by a factor two, than  $\mu_{A'}$ . This is true even though these clocks are in motion relative to the observer on S'. Fig.2 also reveals that the physical basis of time dilatation, and differential aging, is not, as hitherto, to be found in 'length contraction' in the frame S', but instead in the greater velocity of  $\mu_A$  or  $\mu_B$  relative to  $\mu_{A'}$  in the 'travelling frame' S', than that of  $\mu_{A'}$  relative to  $\mu_A$  or  $\mu_B$  in the 'base frame' S from which the time dilatation effect is observed. For further discussion of base and travelling frames in relation to primary and reciprocal space-time experiments see Refs. [11, 12].

Frame	$\tilde{\tau}_D(\mu_{A'})$	$\tilde{\tau}_D(\mu_A) = \tilde{\tau}_D(\mu_B)$
S	$\gamma_v T$	$T$
S'	$T$	$T/\gamma_v$
S''	$\gamma_v T/\gamma_w$	$T/\gamma_w$

Table 1: *Decay times of muons  $\mu_{A'}$  and  $\mu_A$  and  $\mu_B$  in the frames  $S$ ,  $S'$  and  $S''$ .  $\tilde{\tau}$  denotes the proper time in each frame.*

The much-discussed ‘twin paradox’ arises when it is attempted to describe the sequence of events shown in Fig.2 by use of the time dilatation relation (2.8) of the reciprocal experiment which requires clocks in  $S$  to run slower (not faster, as in Fig.2) than those in  $S'$ , when observed in the latter frame. This is a nonsensical interpretation since the time variables  $\tau$  and  $t'$  appearing in the time dilatation relation (2.7) have a completely different operational meaning to those,  $\tau'$  and  $t$  in the time dilatation relation of the reciprocal experiment. See Ref. [11] for a more detailed discussion of the standard and incorrect interpretation of the twin paradox based on the spurious LC effect, in contrast with its correct interpretation following from the relative velocity transformation formula (2.14).

# References

- [1] J.H.Field, ‘On the Real and Apparent Positions of Moving Objects in Special Relativity: The Rockets-and-String and Pole-and-Barn Paradoxes Revisited and a New Paradox’, arXiv pre-print: <http://xxx.lanl.gov/abs/physics/0403094>.
- [2] E.Dewan and M.Beran, Am J. Phys.**27** 517 (1959).
- [3] E.Dewan, Am J. Phys. **31** 383 (1963).
- [4] V.S.Soni, Eur. J. Phys. **23** 225 (2002).
- [5] J.H.Field, ‘The Local Space-Time Lorentz Transformation: a New Formulation of Special Relativity Compatible with Translational Invariance’, arXiv pre-print: <http://xxx.lanl.gov/abs/physics/0501043>.
- [6] J.H.Field, ‘Spatially-separated synchronised clocks in the same inertial frame: Time dilatation, but no relativity of simultaneity or length contraction’. arXiv pre-print: <http://xxx.lanl.gov/abs/0802.3298v2>. Cited 4 Mar 2008.
- [7] J.H.Field, ‘Clock rates, clock settings and the physics of the space-time Lorentz transformation’, arXiv pre-print: <http://xxx.lanl.gov/abs/physics/0606101>.
- [8] J.H.Field, ‘Translational invariance and the space-time Lorentz transformation with arbitrary spatial coordinates’, <http://xxx.lanl.gov/abs/physics/0703185v2>, cited 15 Feb 2008.
- [9] P.Langevin, Scientia, **10** 31 (1911).
- [10] J.H.Field, ‘The physics of space and time I: The description of rulers and clocks in uniform translational motion by Galilean or Lorentz transformations’, arXiv pre-print: <http://xxx.lanl.gov/abs/physics/0612039v3>. Cited 28 Mar 2008.
- [11] J.H.Field, ‘The physics of space and time III: Classification of space-time experiments and the twin paradox’. arXiv pre-print: <http://xxx.lanl.gov/abs/0806.3671v1>. Cited 23 Jun 2008.
- [12] J.H.Field, ‘Primary and reciprocal space-time experiments, relativistic reciprocity relations and Einstein’s train-embankment thought experiment. arXiv pre-print: <http://xxx.lanl.gov/abs/0807.0158v1>. Cited Jul 2008.
- [13] J.Bailey *et al* Nature **268** 301 (1979).
- [14] R.P.Feynman, R.Leighton and M.Sands, The Feynman Lectures in Physics, Volume I (Addison-Wesley, Reading Massachusetts, 1966) Section 15-3.
- [15] E.F.Taylor and J.A.Wheeler, ‘Spacetime Physics’, W.H.Freeman and Company, San Francisco 1966, Section 42, P89.
- [16] P.A.Tipler and R.A.Lewellyn, ‘Modern Physics’ W.H.Freeman and Company, New York, Ch 1, P40.
- [17] A.Walker, CERN Courier, **46** Number 4 May 2006, P23.