

On Pure and (approximate) Strong Equilibria of Facility Location Games

Thomas Dueholm Hansen¹ Orestis A. Telelis¹

Department of Computer Science, Aarhus University, Denmark
{tdh, telelis}@cs.au.dk

Abstract

We study social cost losses in Facility Location games, where n selfish agents install facilities over a network and connect to them, so as to forward their local demand (expressed by a non-negative weight per agent). Agents using the same facility share fairly its installation cost, but every agent pays individually a (weighted) connection cost to the chosen location. We study the Price of Stability (PoS) of *pure* Nash equilibria and the Price of Anarchy of *strong* equilibria (SPoA), that generalize pure equilibria by being resilient to coalitional deviations. A special case of recently studied network design games, Facility Location merits separate study as a classic model with numerous applications and individual characteristics: our analysis for unweighted agents on metric networks reveals constant upper and lower bounds for the PoS, while an $O(\ln n)$ upper bound implied by previous work is tight for non-metric networks. Strong equilibria do not always exist, even for the unweighted metric case. For this case we prove existence of 2.36-approximate strong equilibria, whereas in general we show that e -approximate strong equilibria exist ($e = 2.718\dots$). The SPoA is generally upper bounded by $O(\ln W)$ (W is the sum of agents' weights), which becomes tight $\Theta(\ln n)$ for unweighted agents. For the unweighted metric case we prove a constant upper bound. We point out several challenging open questions that arise.

1 Introduction

Modern computer and communications networks constitute an arena of economic interactions among multiple autonomous self-interested entities (network access providers, end-users, electronic commerce enterprises, content storage and distribution enterprises). The internet is perhaps the most massive and global field where economic networking interactions take place. The recently established study of *network formation games* [14](chapter 19) aims at understanding how the competitive (or coalitional) activity of multiple such *selfish agents* affects the network's characteristics and its efficiency. In this paper we consider the setting of n *Content Distribution Network* enterprises interacting over a network. Enterprise i takes decisions on where to store replicas of digital content over the network, so as to satisfy access demand of local customers, situated at node u_i . Demand is expressed by a non-negative weight w_i for enterprise i . Every enterprise chooses strategically a location v on the network for installation of content replicas, so as to minimize its individual expenses for (a) storage/management of the content, and (b) weighted connection (bandwidth/delay) costs to the chosen location. We study a *Facility Location* game played among selfish agents (enterprises), that naturally models this situation. We use a fair cost allocation rule - known as Shapley cost-sharing [3] - for facility installation costs: for a location v installation cost

¹Member of The Center for Algorithmic Game Theory, funded by the Carlsberg Foundation, Denmark.

β_v is shared in a fair manner among agents that receive service from v , so that agent i pays $\frac{w_i \beta_v}{W(v)}$, where $W(v)$ denotes the total demand forwarded to v . The weighted connection cost is given by $w_i d(u_i, v)$, where $d(u_i, v)$ denotes connection cost per unit of demand.

Our work focuses on bounding the *social cost* of cost-efficient and *stable* network infrastructures; stable networks will be represented by *pure* strategy Nash equilibria and *strong* equilibria of the corresponding Facility Location game. The social cost will be the sum of individual costs experienced by the agents-players of the game. Strong equilibria are an extension of pure Nash equilibria, discussed in [2, 9], and essentially introduced by Aumann in [5]. Strong equilibria are resilient to coalitional *pure* deviations: a strategy profile is a strong equilibrium if no subset of agents can deviate (by jointly adopting a different *pure* strategy), so that all of its members are better off. Thus this notion captures the possibility of coalitional behavior among agents. Occurrence of such behavior is naturally expected in rapidly evolving modern markets, especially the ones involving the exploitation and exchange of digital goods and services.

We derive bounds on the *Price of Stability* (PoS) of pure equilibria, defined as the cost of the least expensive equilibrium relative to the socially optimum cost [3]. For strong equilibria we derive bounds on their (strong) *Price of Anarchy* (SPoA), i.e. the cost of the most expensive strong equilibrium relative to the socially optimum cost. Let us note that the *Price of Anarchy* of pure Nash equilibria was introduced in [12] as the cost of the most expensive pure Nash equilibrium relative to the socially optimum cost, and measures essentially social cost losses incurred due to selfishness of agents, *and* lack of coordination among them. The PoS on the other hand measures social cost losses only due to selfishness: if all players coordinate (even by following some externally provided instructions, or by interacting on the basis of a common protocol) they may reach the least expensive equilibrium. The notion of strong equilibria inherently permits coordination among subsets of agents. Therefore we can intuitively expect the SPoA to almost match the PoS. Our results confirm this intuition.

The study of the price of stability in network design games with fair allocation of network link costs was initiated in [3]. One challenging problem remaining open since then is improving upon an upper bound of $\text{PoS} = O(\log n)$ and a lower bound (recently shown in [10]) of $\frac{12}{7}$, for unweighted players on undirected networks. A series of recent works [10, 6, 7, 9, 1] provides results (polylogarithmic upper bounds) with respect to the social cost of pure Nash and (approximate) strong equilibria in the network design game model of [3], also for the case of weighted players. We review these results in section 2. We also explain how the Facility Location game that we study is a special case of the more general model introduced in [3], that also includes “*delay*” costs in using network links (referred to as connection costs in the case of Facility Location), apart from fairly allocated “*installation*” costs. For the case of metric connection costs we were able to prove greatly improved and almost tight bounds for the PoS and the SPoA; this makes the *metric* Facility Location game an exceptional special case of the model introduced in [3].

Summary of Results We analyze the PoS of the unweighted metric Facility Location game (section 4), and prove constant upper and lower bounds. Note that an $O(\ln n)$ general upper bound implied by the work of [3] is tight for non-metric networks (we discuss this in section 3). Our technique relies on direct analysis of social cost evolution during an iterative best response performed by the agents, until they reach equilibrium. We show in particular that given any initial configuration (including the social optimum), the social cost of the reached equilibrium is at most 2.36 times the initial social cost and at least 1.45 times this cost in the worst case. Metric Facility Location is the first case of the model proposed in [3], in which an additional structural network property (triangle inequality) yields a constant almost tight Price of Stability.

	Metric Unweighted	Non-metric	
		Unweighted	Weighted
PNE SE	$\sqrt{ } 2.36\text{-apx}$	$\sqrt{ } e\text{-apx}$	$e\text{-apx} e\text{-apx}$
PoS	$\in (1.45, 2.36)$	$\Theta(\ln n)$	$O(\ln W)$
SPoA	< 26	$\Theta(\ln n)$	$O(\ln W)$

Table 1: Summary: Facility Location Games with Fair Allocation of Facility Costs.

It is also interesting that incorporation of link delays (connection costs) makes the previously derived $O(H(n))$ upper bounds tight for the non-metric unweighted game. Subsequently we study strong equilibria (section 5). Although they do not always exist, we prove that α -approximate strong equilibria exist (no subset deviation causes factor α improvement to all of its members), for $\alpha \geq e = 2.718\dots$ in general networks and weighted agents and for $\alpha = 2.36$ in the unweighted metric game. For the Price of Anarchy of approximate strong equilibria (SPoA) we show an $O(\ln W)$ general upper bound which becomes $\Theta(\ln n)$ for unweighted agents (section 6). For the metric unweighted case we prove a constant upper bound (section 6.1).

Apart from 2.36-approximate strong equilibria in the metric unweighted case (theorem 3), and the corresponding SPoA analysis in paragraph 6.1 (theorem 5), the rest of the described results have appeared in [11], in a shorter version. We note that the analysis of the SPoA of approximate strong equilibria for the metric unweighted case in paragraph 6.1 essentially generalizes the analysis of the corresponding result appearing in [11] (theorem 2); this result concerned the SPoA of exact strong equilibria only *when* they exist.

2 Related Work

Anshelevich *et al.* first studied the Price of Stability for network design games with general [4] and fair cost allocation [4]. In the latter case n agents wish to connect node subsets over a network, by strategically selecting links to use. Every network link is associated to two cost components, an *installation* cost and a *delay* cost. Link installation cost is shared fairly among agents using the same link in [3], while every agent experiences a delay cost given by a polynomial function of the number of agents using the link. The authors showed that *for unweighted agents* these network design games belong to the class of *potential* games introduced by Monderer and Shapley in [13], hence they have pure strategy Nash equilibria. In particular, a potential function defined in [13] is associated to these games in the following manner: an arbitrarily initialized iterative best response procedure carried out by the players reaches a local minimum of the potential function, which corresponds to a pure strategy Nash equilibrium of the game. In [3] the authors developed elegant arguments using the potential function, so as to upper bound the PoS for unweighted agents. In case of polynomial delay costs of degree at most k the PoS was shown to be at most $O((k+1) \ln n)$. For the case of directed networks this bound was shown to be tight (for $k=0$ and zero delays), whereas for undirected networks a lower bound of $\frac{4}{3}$ was given. This was recently improved to $\frac{12}{7}$ by Fiat *et al.* [10], who also showed an upper bound of $O(\log \log n)$ for PoS, when exactly one agent resides on each node of the network and all agents need to connect to a common sink node (single-sink case). For weighted agents a potential function proving existence of pure equilibria was developed for only 2 agents in [3]. Chen *et al.* [7] showed that pure strategy Nash equilibria do not always exist for weighted network design games with fair allocation of link installation costs. They developed a trade-off for the social cost of approximate equilibria versus the approximation factor, as a function of the maximum weight taken over all agents.

An extensive study of *strong* equilibria for network design games with fair cost allocation (but without delays) appeared recently by Albers in [1], for unweighted and weighted agents. Strong equilibria do not always exist, but she showed that $O(H(n))$ and $O(\ln W)$ -approximate strong equilibria do exist (W is the sum of the agents' weights) for unweighted and weighted games respectively. She proved $O(H(n))$ and $O(\ln W)$ upper bounds for the SPoA of approximate strong equilibria which are tight for directed graphs. For undirected graphs she showed $\Omega(\sqrt{\log n})$ and $\Omega(\sqrt{\log W})$ lower bounds. Finally and most importantly, she showed an $\Omega(\frac{\log W}{\log \log W})$ lower bound for the PoS of weighted network design games. Strong equilibria in the context of (single-sink) unweighted network design games with fair cost sharing were first studied in [9]. The authors gave topological characterizations for the existence of strong equilibria on directed networks, and proved that $\text{SPoA} = \Theta(\log n)$.

As of the recent literature, the gap for the identification of the PoS of network design games with fair cost allocation remains open for unweighted agents, with the lower bound of $\frac{12}{7}$ being the best known so far, to the best of our knowledge. In effect, this means that the impact of an undirected network structure to the PoS is not well understood, since the upper bounding potential function arguments developed in [3] do not incorporate network structure. The Facility Location game is a special case of the model studied in [3], that is interesting on its own right: it finds numerous applications and exhibits intriguing characteristics. It embodies non-shareable delays explicitly and in a sense specializes *single-sink* network design considered in [9, 7]: we can simply augment the network with a node t and set links (v, t) to have fairly shareable cost, equal to the facility opening cost at v . The original network links have a delay cost only. Then every agent needs to choose at most two edges from the node it resides on, to t .

Facility Location Games An unweighted metric facility location game with uniform facility costs was studied in the context of *selfish caching* in [8]. The network model of that work is essentially equivalent to the one we discuss here, apart from the fact that fair cost-sharing of facility costs was *not* used: an agent could connect to a facility payed exclusively by another agent. Another difference is that facility opening cost was uniform accross all nodes of the network, whereas we consider node-dependent costs. The PoA and PoS of this model were shown to be unbounded. The authors devised an extension of their game model, with payments exchanged among agents, in which the socially optimum configuration of the original game is rendered a pure strategy Nash equilibrium (hence $\text{PoS} = 1$ for the extended game). Vetta studied a class of games for *competitive* facility location [15], for which he proved existence of pure strategy Nash equilibria and an upper bound of 2 for the PoA. In this competitive setting enterprises open facilities at certain nodes and try to attract customers to connect to them. He also illustrated applicability of his model in the context of the k -median problem model. In [6] the authors considered *single-sink* network design with fair cost-sharing of all resources (network links) used by agents. They argued how this model can be viewed as a Facility Location model, but did not take connection costs (non-shareable delays) into account.

3 Definitions and Preliminaries

The network will be a complete graph $G(V, E)$, each edge (u, v) of which is associated to a non-negative cost $d(u, v)$. We consider a set A of n agents. Each agent i resides on a node $u_i \in V$, and is associated to a non-negative demand weight w_i . The strategy space of agent i is V : i chooses a location $v \in V$, where it will receive service from. Opening a facility at node $v \in V$ costs β_v . A strategy profile (configuration) is denoted by $s = (s_1, \dots, s_n)$, where $s_i \in V$. The total weight of

agents receiving service from v under s is $W_s(v)$. The cost $c_i(s)$ experienced by agent i in s is:

$$c_i(s) = w_i d(u_i, s_i) + \frac{w_i \beta_{s_i}}{W_s(s_i)}$$

Every agent i pays a fraction $\frac{w_i}{W_s(s_i)}$ of the facility installation cost at s_i . Denote by $F_s \subseteq V$ the set of facility locations specified under s . The *social cost* $c(s)$ is then:

$$c(s) = \sum_i c_i(s) = \sum_i w_i d(u_i, s_i) + \sum_i \frac{w_i \beta_{s_i}}{W_s(s_i)} = \sum_i w_i d(u_i, s_i) + \sum_{v \in F_s} \beta_v$$

We use $W(I)$ for the sum of weights of agents in set I . By $c_I(s)$ we denote the total cost of agents in I under s . Furthermore, given a facility $v \in F_s$, we use $c_v(s)$ to denote $\sum_{i:s_i=v} c_i(s)$.

Pure Nash Equilibria The *unweighted* Facility Location game specializes network design games first studied in [3], and is a potential game [13]; it is associated to a potential function, that can be locally minimized by iterative best response performed by players, and the reached local minimum corresponds to a pure Nash equilibrium. In iterative best response we choose iteratively an arbitrary player i , and let him/her decide a strategy that minimizes its individual cost with respect to the current configuration $s_{-i} = (s_1, \dots, s_{i-1}, s_{i+1}, \dots, s_n)$ for the rest of the players. The process ends when no player i can improve his/her individual cost under s_{-i} . Then s is a pure Nash equilibrium.

A simple example shows that the PoA of pure equilibria can be n in the worst case. Take a network of two nodes u, v . Opening a facility on either node has a cost β . We set $d(u, v) = \frac{(n-1)\beta}{n}$, and let n agents reside on u . Then if every agent i plays $s_i = v$, $i = 1 \dots n$, the resulting configuration is a pure Nash equilibrium of cost $n\beta$, because every agent pays exactly β and has no incentive to open a facility at node u by paying the same cost β . The social optimum consists of a single facility opened on u and all agents being locally serviced by it, at zero connection cost. Thus the socially optimum cost is β .

Potential function arguments developed in [3] yield an upper bound of $H(n)$ for the PoS, where $H(n)$ is the n -th harmonic number. This bound is tight for unweighted non-metric Facility Location. Fig. 1 presents a non-metric lower bounding example for unweighted agents. Assume uniform facility costs equal to 1. $2n$ unweighted agents reside on boldly drawn nodes, n of them on v_2 . The social optimum consists of facilities on v_1 and v_2 , where v_2 serves only the n agents residing on v_2 . The rest are served by v_1 . However they deviate to v_2 from v_1 one by one. It is then: $\text{PoS} \geq (2H(n) - H(2n))/(2 + n\epsilon) \geq (\ln n - \ln 2 - 1)/(2 + n\epsilon) = \Omega(\ln n)$. When it comes to metric networks however, the PoS is constant as we show in the following section. This result essentially indicates the impact of the network's structure (triangle inequality) to the social cost of efficient pure Nash equilibria.

Definition 1 (Strong Equilibria) [2, 5] *A strategy profile s is a strong equilibrium if no subset of agents can deviate in coordination, so that each and every one of its members is better off. It is an α -approximate strong equilibrium if no subset of agents can deviate in coordination, so that each and every one of its members is better off by a factor strictly more than $\alpha \geq 1$.*

4 Unweighted Metric Facility Location: The Price of Stability

We analyze evolution of an equilibrium through iterative best response, initialized at configuration s^* . In fact, for *any* strategy profile s that is reached through iterative best response initialized at s^* , we will upper bound the ratio $c(s)/c(s^*)$. Thus we do not require that s^* be the socially optimum

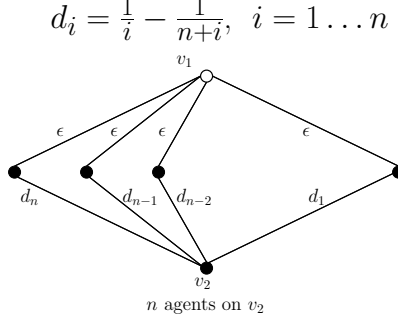


Figure 1: Lower bounding example for unweighted (non-metric) PoS.

configuration, nor that s is an equilibrium strategy profile. We only require that s is reached by iterative best response initialized at s^* . Then taking s^* to be the socially optimum configuration and s to be the reached equilibrium will yield an upper bound for the Price of Stability, as a corollary. To facilitate clarity, we give a brief description of the analysis' plan. Given any facility node $v \in F_{s^*}$ denote by $A_{s^*}(v) = \{i | s_i^* = v\}$ the subset of agents connected to v in s^* . Then $c_v(s^*)$ will be the total cost incurred by $A_{s^*}(v)$ collectively. We will upper bound $c(s)/c(s^*)$ as follows:

$$\frac{c(s)}{c(s^*)} \leq \frac{\sum_{v \in F_{s^*}} \sum_{i \in A_{s^*}(v)} c_i(s)}{\sum_{v \in F_{s^*}} \sum_{i \in A_{s^*}(v)} c_i(s^*)} = \frac{\sum_{v \in F_{s^*}} \sum_{i \in A_{s^*}(v)} c_i(s)}{\sum_{v \in F_{s^*}} c_v(s^*)} \leq \max_{v \in F_{s^*}} \frac{\sum_{i \in A_{s^*}(v)} c_i(s)}{c_v(s^*)} \quad (1)$$

Define $\Delta c(i) = c_i(s) - c_i(s^*)$ to be the increase in cost caused by agent i during iterative best response initialized at s^* and reaching s . For any subset $A' \subseteq A$ of agents we also use $\Delta c(A') = \sum_{i \in A'} (c_i(s) - c_i(s^*))$. To evaluate the upper bounding expression (1), we are going to use an upper bound on $\Delta c(A_{s^*}(v)) = \sum_{i: s_i^* = v} \Delta c(i)$, valid for any $v \in F_{s^*}$. This is the increase in social cost caused during iterative best response by agents connected to v in s^* . Then for any $v \in F_{s^*}$ we will maximize $\frac{c_v(s^*) + \Delta c(A_{s^*}(v))}{c_v(s^*)}$, by lower bounding $c_v(s^*)$ for any $v \in F_{s^*}$. In determining an upper bound on $\Delta c(A_{s^*}(v))$ we prove the following lemma, which charges any specific agent i a bounded amount of social cost increase during the execution of iterative best response.

Lemma 1 *Let $A_{s^*}(v)$ be the subset of agents that are connected to v in s^* . For any $i \in A_{s^*}(v)$ define $A_{s^*}^i(v) \subseteq A_{s^*}(v)$ to be the subset of agents that have not yet deviated from v , exactly before the first deviation of i . Then $\Delta c(i) \leq \beta_v / |A_{s^*}^i(v)|$.*

Proof. For simplicity let $|A_{s^*}^i(v)| = k_i(v)$. Clearly $i \in A_{s^*}^i(v)$. Let us analyze contribution of i to social cost increase during its first deviation. By deviating, i reduces its individual cost from c_i to c'_i , by joining another facility node v' . Then:

$$c_i = x_i(v) + \frac{\beta_v}{k_i(v)}, \quad c'_i = x_i(v') + \frac{\beta_{v'}}{\lambda_i(v')}$$

$x_i(v)$ and $x_i(v')$ is the connection cost paid by i before and after its first deviation. $\lambda_i(v')$ is the number of agents sharing facility cost at v' , including i . Since $c_i(v') < c_i(v)$, it is $x_i(v') - x_i(v) \leq \frac{\beta_v}{k_i(v)} - \frac{\beta_{v'}}{\lambda_i(v')}$. Let $\Delta c_v(i) = c'_i - c_i$ be the difference caused to the social cost by this single deviation of i . We examine the following cases:

1. $k_i(v) > 1, \lambda_i(v') > 1$: Then $\Delta c_v(i) = x_i(v') - x_i(v) \leq \frac{\beta_v}{k_i(v)} - \frac{\beta_{v'}}{\lambda_i(v')}$.

2. $k_i(v) = 1, \lambda_i(v') > 1$: Then $\Delta c_v(i) = -\beta_v + x_i(v') - x_i(v) \leq -\frac{\beta_{v'}}{\lambda_i(v')}$.
3. $k_i(v) > 1, \lambda_i(v') = 1$: Then $\Delta c_v(i) = \beta_{v'} + x_i(v') - x_i(v) \leq \frac{\beta_v}{k_i(v)}$.
4. $k_i(v) = 1, \lambda_i(v') = 1$: Then $\Delta c_v(i) = \beta_{v'} - \beta_v + x_i(v') - x_i(v) \leq 0$.

Clearly the above hold in general during execution of iterative best response, for any agent that performs a single deviation from a node v to a node v' .

Now we implement a charging procedure along with iterative best response. Give all agents an initial label $\ell(i) = i$, before executing iterative best response. The labels will be updated during iterative best response, so that increases caused by agent i will be charged to an appropriate agent $\ell(i)$. Initialize $\Delta c(\ell(i)) = 0$ for all $i \in A$. We will make use of the auxiliary variables $k_i(v)$ and $\lambda_i(v')$, as they were described before. At any time $\lambda_i(v)$ is the number of agents (including i) connected to v , right after i joined v . We need to initialize $\lambda_i(v)$ to a value for every $v \in F_{s^*}$ and $i \in A_{s^*}(v)$, to implement the charging scheme. Set $\lambda_{\ell(i)} = \lambda_i$ to a distinct value from $\{1, 2, \dots, |A_{s^*}(v)|\}$. $k_{\ell(i)}(v)$ will be always (during iterative best response) the number of agents connected to v exactly before deviation of i from v (before i leaves v). Charging is then implemented by relabeling deviating agents in the following manner.

1. If $k_{\ell(i)}(v) = \lambda_{\ell(i)}(v)$ no relabeling is needed.
2. Otherwise there must be some $j \neq i$ connected to v such that $\lambda_{\ell(j)}(v) = k_{\ell(i)}(v)$. In this case exchange labels of i and j .

Subsequently add the increase caused by deviation of i to $\Delta c(\ell(i))$. Finally, set $\lambda_{\ell(i)}(v')$ equal to the number of agents connected to v' right after i has joined v' .

By the previous definitions it follows that if $k_{\ell(i)}(v) \neq \lambda_{\ell(i)}(v)$, then it is always $k_{\ell(i)}(v) > \lambda_{\ell(i)}(v)$, i.e. i has joined v before some agent j with $\lambda_{\ell(j)}(v) = k_{\ell(i)}(v)$, but leaves v “out of order”, i.e. before j leaves. By exchanging labels of i, j we add the increase caused by i to the agent that previously labeled j . Possible increases in 1., 2., 3., 4., imply that any agent is charged by the end of iterative best response at most $\frac{\beta_v}{|A_{s^*}^i(v)|}$ for some i . If we “guess” the exact order of first deviation of all agents, we can initialize $\lambda_i(v) = k_i(v)$. Then each i itself will be charged at most $\frac{\beta_v}{|A_{s^*}^i(v)|}$. \square

In what follows we are going to upper bound the ratio $\frac{\sum_{i \in A_{s^*}(v)} c_i(s)}{c_v(s^*)}$ for any $v \in F_{s^*}$. If no agent $i \in A_{s^*}(v)$ ever deviates from playing v , then clearly it will be $\frac{\sum_{i \in A_{s^*}(v)} c_i(s)}{c_v(s^*)} = 1$. Our analysis focuses on two remaining cases: either (i) there is a non-empty set of agents $A_s(v) \subset A_{s^*}(v)$ that never deviate from v during iterative best response or (ii) all agents $i \in A_{s^*}(v)$ deviate from v during iterative best response. Case (i) is examined in proposition 1, whereas the analysis is concluded by analysis of (ii) in theorem 1.

Proposition 1 *Let s be a strategy profile reached by iterative best response initialized at strategy profile s^* . For any facility $v \in F_{s^*}$ define $A_{s^*}(v) = \{i | s_i^* = v\}$ and let $A_s(v) \subset A_{s^*}(v)$ the subset of agents that never deviated from v , during iterative best response. If $A_s(v) \neq \emptyset$, then $\sum_{i \in A_{s^*}(v)} c_i(s) \leq 2.36 \cdot c_v(s^*)$.*

Proof. As discussed previously, we will upper bound the ratio $\frac{c_v(s^*) + \Delta c(A_{s^*}(v))}{c_v(s^*)}$, by deriving an upper bound for $\Delta c(A_{s^*}(v))$ and a lower bound for $c_v(s^*)$. By lemma 1 follows immediately:

$$\Delta c(A_{s^*}(v)) \leq \beta_v [H(|A_{s^*}(v)|) - H(|A_s(v)|)] \quad (2)$$

because agents in $A_s(v)$ never deviated, whereas the rest caused a cost increase equal to β_v times a harmonic series term each. In what follows we show a lower bound on $c_v(s^*)$.

Fix any facility $v \in F_{s^*}$, and define $I_{s^*}(v) = A_{s^*}(v) \setminus A_s(v)$. Without loss of generality assume such an order of agents, that agents $i \in I_{s^*}(v)$ (and for every $v \in F_{s^*}$) “best-respond” consecutively; e.g. assume that the algorithm scans the facilities in F_{s^*} in an arbitrary fixed order and for each facility, the agents connected to it in an arbitrary fixed order. We focus only on the first deviation of each agent $i \in I_{s^*}(v)$ for some $v \in F_{s^*}$. Let v' be the node that i deviates to. For convenience we use $x_i^* = d(u_i, v)$ and let $\delta x_i^* = d(u_i, v') - d(u_i, v)$. Let λ_i be the total number of agents connected to v' *right after* deviation of i . The new cost of i right after its first deviation is: $x_i^* + \delta x_i^* + \frac{\beta_{v'}}{\lambda_i}$. For any other agent $j \in A_{s^*}(v) \setminus \{i\}$ that, either deviates from v to some node v'' after the deviation of i , or never deviated from v (in this case consider a trivial deviation with $v'' = v$), we have respectively:

$$d(u_j, v) + \delta x_j^* + \frac{\beta_{v''}}{\lambda_j} \leq d(u_j, v') + \frac{\beta_{v'}}{\lambda_i} \quad (3)$$

Substitute $d(u_j, v')$ in (3) by triangle inequality: $d(u_j, v') \leq d(u_j, v) + d(u_i, v) + d(u_i, v')$. Let k_i^* denote the number of agents connected to v *right before* deviation of i from v . Also note that $\delta x_i^* + \frac{\beta_{v'}}{\lambda_i} \leq \frac{\beta_v}{k_i^*}$, because i decreases its individual cost by deviating. Thus we obtain:

$$d(u_i, v) \geq \frac{1}{2} \left(\delta x_j^* - \delta x_i^* + \frac{\beta_{v''}}{\lambda_j} - \frac{\beta_{v'}}{\lambda_i} \right) \geq \frac{1}{2} \left(\delta x_j^* + \frac{\beta_{v''}}{\lambda_j} - \frac{\beta_v}{k_i^*} \right) \quad (4)$$

Because $d(u_i, v) \geq 0$, and because the latter has to hold for every pair of distinct agents $i, j \in A_{s^*}(v)$, we deduce:

$$d(u_i, v) \geq \frac{1}{2} \left[\max_{j: s_j^* = v} \left(\delta x_j^* + \frac{\beta_{v''}}{\lambda_j} \right) - \frac{\beta_v}{k_i^*} \right] \quad (5)$$

We use (5) for the connection cost of agents in $I_{s^*}(v)$, and 0 for agents in $A_s(v) = A_{s^*}(v) \setminus I_{s^*}(v)$; in essence for every $i \in A_s(v)$ we simply set in (5) $v'' = v$, $k_i^* = |A_s(v)|$, and take $\max_{j: s_j^* = v} \left(\delta x_j^* + \frac{\beta_{v''}}{\lambda_j} \right) = \frac{\beta_v}{|A_s(v)|}$. The cost $c_v(s^*)$ is then:

$$\begin{aligned} c_v(s^*) &\geq \beta_v + \frac{\beta_v}{2} \sum_{k=|A_s(v)|}^{|A_{s^*}(v)|} \left(\frac{1}{|A_s(v)|} - \frac{1}{k} \right) \\ &= \beta_v + \frac{\beta_v}{2} \left(\frac{|A_{s^*}(v)| - |A_s(v)|}{|A_s(v)|} - H(|A_{s^*}(v)|) + H(|A_s(v)|) \right) \end{aligned} \quad (6)$$

Using the bounds (6) and (2) we deduce the following upper bound:

$$\begin{aligned} \left(\sum_{i \in A_{s^*}(v)} c_i(s) \right) / c_v(s^*) &\leq \frac{1 + \frac{1}{2} \left(\frac{|A_{s^*}(v)| - |A_s(v)|}{|A_s(v)|} + H(|A_{s^*}(v)|) - H(|A_s(v)|) \right)}{1 + \frac{1}{2} \left(\frac{|A_{s^*}(v)| - |A_s(v)|}{|A_s(v)|} - H(|A_{s^*}(v)|) + H(|A_s(v)|) \right)} \\ &\leq \frac{1.5 + |A_{s^*}(v)|/|A_s(v)| + \ln(|A_{s^*}(v)|/|A_s(v)|)}{0.5 + |A_{s^*}(v)|/|A_s(v)| - \ln(|A_{s^*}(v)|/|A_s(v)|)} \end{aligned} \quad (7)$$

The latter inequality follows by bounds for the harmonic number, i.e. $\gamma + \ln m \leq H(m) \leq 1 + \ln m$, where $\gamma > 0.5$ is the *Euler* constant. By setting $y = |A_{s^*}(v)|/|A_s(v)|$, we can numerically maximize the upper bound with respect to y , to at most 2.36, for $y \simeq 2.47$. \square

Theorem 1 *If s is a strategy profile for the unweighted Metric Facility Location game, reached by iterative best response initialized at a strategy profile s^* , then $c(s^*) \leq 2.36c(s)$.*

Proof. We only need to complement the result of proposition 1 by considering the case where $A_s(v) = \emptyset$. That is, $I_{s^*}(v) = A_{s^*}(v)$, and all agents connected to v in s^* deviate during iterative best response. If for each $i \in I_{s^*}(v)$ that deviates from v to v' (v' is not necessarily the same for every i) it is $\delta x_i^* + \frac{\beta_{v'}}{\lambda_i} \leq \frac{\beta_v}{|A_{s^*}(v)|}$, then:

$$\sum_{i \in A_{s^*}(v)} c_i(s) = \sum_{i \in A_{s^*}(v)} \left(x_j^* + \delta x_i^* + \frac{\beta_{v'}}{\lambda_i} \right) \leq \beta_v + \sum_{i \in A_{s^*}(v)} x_i^* = c_v(s^*)$$

Thus, assume there is at least one agent j with $\delta x_j^* + \frac{\beta_{v'}}{\lambda_j} > \frac{\beta_v}{|A_{s^*}(v)|}$. In general, let r be the *largest* integer, so that $\delta x_i^* + \frac{\beta_{v'}}{\lambda_i} \leq \frac{\beta_v}{r}$ for all $i \in I_{s^*}(v) = A_{s^*}(v)$. Using the same arguments that led to (5), and taking $\max_i \left(x_i^* + \frac{\beta_{v'}}{\lambda_i} \right) = \frac{\beta_v}{r}$, we deduce:

$$x_i^* = d(u_i, v) \geq \frac{1}{2} \left(\frac{\beta_v}{r} - \frac{\beta_v}{k_i^*} \right), \text{ for } k_i^* \geq r \quad \text{and} \quad x_i^* = d(u_i, v) \geq 0, \text{ for } k_i^* \leq r \quad (8)$$

Using (8) we end up with a similar lower bound to (6) for $1 \leq r \leq |A_{s^*}(v)|$:

$$c_v(s^*) \geq \beta_v + \frac{\beta_v}{2} \sum_{k=r}^{|A_{s^*}(v)|} \left(\frac{1}{r} - \frac{1}{k} \right) = \beta_v + \frac{\beta_v}{2} \left(\frac{|A_{s^*}(v)| - r}{r} - H(|A_{s^*}(v)|) + H(r) \right) \quad (9)$$

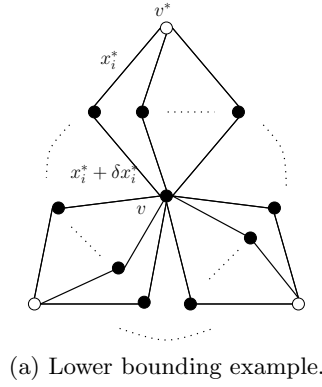
To finish the proof, we note that by (8), deviation of agents with $k_i^* \leq r$, yields a total cost increase (payed as new connection cost) of at most $r \times \frac{\beta}{r} = \beta_v$, which is exactly equal to the cost saved by closing the facility at v (because all agents deviate). Thus we can simulate the situation with the case analyzed in proposition 1, by setting $A_s(v) = \{i \in A_{s^*}(v) | k_i^* \leq r\}$ and $r = |A_s(v)|$, so as to end up with (7). This is technically equivalent to assuming that agents i with $k_i^* \leq r$ never deviated. \square

Corrolary 1 *The Price of Stability for the unweighted Metric Facility Location game with fairly allocated facility costs is at most 2.36.*

4.1 A Lower Bound on the Price of Stability

We analyze a worst-case example, that makes the PoS for unweighted metric Facility Location at least 1.45 asymptotically. Experimental evidence shows a lower bound > 1.77 , which we believe is tight for PoS. This is because the analysis of theorem 1 embodies some losses due to bounding of harmonic numbers by logarithms.

Our construction appears in Fig. 2(a). Take $2n$ agents, n of them residing on a single node v of the network. Facility opening costs are assumed 1 everywhere. The social optimum s^* has $1 + \sqrt{n}$ facilities: v and v_l^* , $l = 1 \dots k$, where $k = \sqrt{n}$. Let the n agents residing on v be serviced by v in s^* , whereas the rest are equally partitioned to facilities v_l^* , $l = 1 \dots k$; every facility v_l^* services a batch of $k = \sqrt{n}$ agents. In the least expensive equilibrium s , all agents from each facility v_l^* of s^* will deviate and miss-connect to v . We will analyze for *any* single facility v_l^* - henceforth denoted



(a) Lower bounding example.

n	PoS
10 ²	1.52471
10 ³	1.69106
10 ⁴	1.74604
10 ⁵	1.76367
10 ⁶	1.76927
10 ⁷	1.77104
10 ⁸	1.7716

(b) Obtained estimates.

Figure 2: Experimental estimation of a PoS lower bound for the unweighted metric case.

by v^* - the ratio $\left(\sum_{i \in A_{s^*}(v^*)} c_i(s)\right) / c_{v^*}(s^*)$. Analysis for the rest of the facilities will be similar, and will yield asymptotically the same result. In particular, by choosing to analyze *any* batch of k agents that deviate from v^* to v , the PoS will be lower bounded as:

$$\text{PoS} = \lim_{n \rightarrow \infty} \frac{1 + \sum_{l=1}^k \sum_{i \in A_{s^*}(v_l^*)} c_i(s)}{1 + \sum_{l=1}^k c_{v_l^*}(s^*)} \geq \lim_{n \rightarrow \infty} \frac{\sum_{i \in A_{s^*}(v^*)} c_i(s)}{(1/\sqrt{n} + c_{v^*}(s^*))} \quad (10)$$

For some *constant* $p \in (0, 1)$ we will have $r = \lceil (1-p)k \rceil$ of the agents in $A_{s^*}(v)$ increase their connection cost significantly by deviating, hence the social cost. For every $i \in A_{s^*}(v)$ let x_i^* be the distance of i from v^* , and δx_i^* the increase in connection cost after deviation. We determine x_i^* and δx_i^* by following best responses of agents in $A_{s^*}(v^*)$. Let $\lambda \geq n$ be the number of agents already connected to v before agents of $A_{s^*}(v^*)$ deviate to v in order. In particular:

- For $i = 1 \dots r$ set $\delta x_i^* = \frac{1}{k-i+1} - \frac{1}{\lambda+i} - \epsilon$; a small decrease $\epsilon > 0$ causes i to deviate to v .
- For each of the remaining $k-r$ agents set $\delta x_i^* = \frac{1}{k-r+1}$.

By similar arguments as for the derivation of (3),(4) and triangle inequality, we obtain $x_i^* = d(u_i, v^*) = \max\{0, \frac{1}{2}(\max_j \delta x_j^* - \delta x_i^*)\}$, where $\max_j \delta x_j^* = \frac{1}{k-r+1}$. This yields $x_i^* = 0$ for $i > r$ (the remaining $k-r$ agents). Note that the $k-r$ remaining agents will deviate to v , because they prefer to pay strictly less than $\frac{1}{k-r+1} + \frac{1}{\lambda+r}$, instead of a cost share $\frac{1}{k-r}$ each, for the facility at v^* . By deviation they “shut-down” the facility at v^* and decrease the social cost by 1, but pay a total connection cost $\frac{k-r}{k-r+1}$ for v , which tends to 1 for large n . Let us now derive the cost $c_{v^*}(s^*)$. For convenience we use the notation $\Delta H(p, q)$ to denote $H(p) - H(q)$. For the first r agents, summing up as in (6) yields:

$$c_{v^*}(s^*) = 1 + \frac{1}{2} \left[\frac{r}{k-r+1} - \Delta H(k, k-r) \right] - \frac{1}{2} \frac{r}{\lambda+r} + \frac{1}{2} \Delta H(\lambda+r, \lambda) \quad (11)$$

The cost of agents in $A_{s^*}(v^*)$ after deviation is: $\sum_{i \in A_{s^*}(v)} c_i(s) = c_{v^*}(s^*) - 1 + \frac{k-r}{k-r+1} + \sum_{i=1}^r \delta x_i^*$. By substituting $\sum_{i=1}^r \delta x_i^* = \Delta H(k, k-r) - \Delta H(\lambda+r, \lambda)$, we obtain:

$$\sum_{i \in A_{s^*}(v)} c_i(s) = \frac{k-r}{k-r+1} + \frac{1}{2} \left[\frac{r}{k-r+1} + \Delta H(k, k-r) \right] - \frac{1}{2} \left(\frac{r}{\lambda+r} + \Delta H(\lambda+r, \lambda) \right) \quad (12)$$

We simplify (11) and (12) and substitute to (10) appropriately. For $\Delta H(k, k-r)$ we use the following bounds:

$$\gamma - 1 + \ln \frac{1}{p + 1/k} \leq \Delta H(k, k-r) \leq 1 - \gamma + \ln \frac{1}{p - 1/k}$$

where $\gamma > 0.5$ is the *Euler* constant. Also we use $\frac{1-p-1/k}{p+2/k} \leq \frac{r}{k-r+1} \leq \frac{1-p}{p}$, because $(1-p)k - 1 \leq r = \lceil (1-p)k \rceil \leq (1-p)k + 1$. Then (10) becomes:

$$\begin{aligned} \text{PoS} &\geq \lim_{n \rightarrow \infty} \frac{\frac{k-r}{k-r+1} + \frac{1}{2} \left[\frac{r}{k-r+1} + \Delta H(k, k-r) \right] - \frac{1}{2} \frac{r}{\lambda+r} - \frac{1}{2} \Delta H(\lambda+r, \lambda)}{\frac{1}{\sqrt{n}} + 1 + \frac{1}{2} \left[\frac{r}{k-r+1} - \Delta H(k, k-r) \right] - \frac{1}{2} \frac{r}{\lambda+r} + \frac{1}{2} \Delta H(\lambda+r, \lambda)} \Rightarrow \\ \text{PoS} &\geq \lim_{n \rightarrow \infty} \frac{\frac{p\sqrt{n}-1/k}{p\sqrt{n}+2/k} + \frac{1}{2} \left[\frac{1-p-1/k}{p+2/k} + \gamma - 1 + \ln \frac{1}{p+1/k} \right] - \frac{1}{2} \frac{r}{\lambda+r} - \frac{1}{2} \Delta H(\lambda+r, \lambda)}{\frac{1}{\sqrt{n}} + 1 + \frac{1}{2} \left[\frac{1-p}{p} + 1 - \gamma - \ln \frac{1}{p-1/k} \right] - \frac{1}{2} \frac{r}{\lambda+r} + \frac{1}{2} \Delta H(\lambda+r, \lambda)} \end{aligned} \quad (13)$$

Notice that for large n , $\frac{r}{\lambda+r} \rightarrow 0$, because $r = (\sqrt{n})$, and $\lambda \geq n$. Furthermore it is $\Delta H(\lambda+r, \lambda) \rightarrow 0$, because $\Delta H(\lambda+r, \lambda) \leq \frac{r}{\lambda}$, with $\lambda \geq n$ and $r = O(\sqrt{n})$. Assuming that p is a constant, the limits of numerator and denominator exist, and we can use them to calculate the limit of the fraction. Given $\gamma > 0.5$ the PoS lower bound is simplified to:

$$\text{PoS} > \left(1/4 + \frac{1}{2} \left(\frac{1}{p} - \ln p \right) \right) / \left(3/4 + \frac{1}{2} \left(\frac{1}{p} + \ln p \right) \right)$$

Numerical maximization over $p \in (0, 1)$ yields $\text{PoS} > 1.45$, for $p \simeq 0.18$. We also searched computationally for r maximizing (13), for increasing n . For $r = 0.27\sqrt{n}$ we found the values appearing in the table 2(b), that indicate $\text{PoS} > 1.77$. One can verify that any configuration other than s^* and s is more expensive, by definition of distances of agents from v and v_i^* .

5 Approximate Strong Equilibria

Strong equilibria do not generally exist in the Facility Location game, even for unweighted agents on metric networks with uniform facility costs. We illustrate this by an example, over the network shown in Fig. 3. Consider the *metric* case in Figure 3. There are three unweighted agents $i = 1..3$ situated on distinct nodes u_i of the depicted 6-node cycle. For any equilibrium strategy profile s there exist two agents i, j , with $j = (i + 1) \bmod 3$ with $c_i(s) \geq 1$, $c_j(s) \geq \frac{8}{9}$. By agreeing to open a facility on vertex v_i , i and j would change their costs to $c_i(s') = \frac{8}{9}$ and $c_j(s') = \frac{7}{9}$ respectively, each lowering their cost by at least $\frac{1}{9}$. Hence, this example does not have strong equilibria.

Existence of pure equilibria for weighted agents is also an open issue. However, we were able to reduce to a constant the logarithmic approximation factor α known for general network design [1, 7]. In fact, our result is even more general, as it concerns *strong* equilibria. We make use of the following remark.

Remark 1 *If an instance of the Facility Location game does not have strong equilibria, then there is at least one cycle of deviations of particular coalitions that results in a circular sequence of configurations $\{s^j\}_{j=1}^k$ with $s^1 = s^k$.*

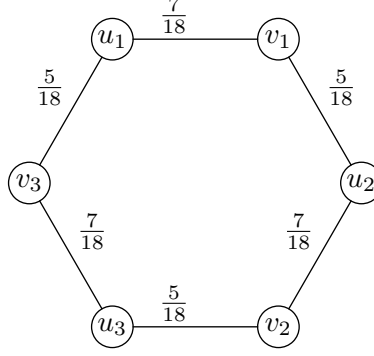


Figure 3: Example of non-existence of strong equilibria.

Given such a sequence $\{s^j\}_{j=1}^k$, we denote the coalition that deviates from s^j to form s^{j+1} by I_j . Such a deviation causes a cost decrease of agents in I_j and possibly a cost increase of agents in $A \setminus I_j$. Recall that A is the set of all agents. We define two quantities, the *weighted improvement* $\text{impr}(I_j)$ for agents in I_j and the *weighted damage* $\text{dam}(I_j)$ caused by agents in I_j respectively:

$$\text{impr}(I_j) = \prod_{i \in I_j} \left(\frac{c_i(s^j)}{c_i(s^{j+1})} \right)^{w_i} \quad \text{dam}(I_j) = \prod_{i \in A \setminus I_j} \left(\frac{c_i(s^{j+1})}{c_i(s^j)} \right)^{w_i}$$

We derive an approximation factor that eliminates cycles.

Lemma 2 *Let $\{s^j\}_{j=1}^k$ with $s^1 = s^k$ be a cycle of configurations in a Facility Location game instance, caused by consecutive deviations of coalitions. The game instance has an α -approximate strong equilibrium if for all such sequences $\alpha \geq \text{dam}_{\max}(\{s^j\}_{j=1}^k)$, where $\text{dam}_{\max}(\{s^j\}_{j=1}^k) = \max_{j=1 \dots k-1} \text{dam}(I_j)^{1/W(I_j)}$.*

Proof. If there is no α -approximate strong equilibrium we know that there is at least one cycle $\{s^j\}_{j=1}^k$ such that $\forall j \in \{1, \dots, k-1\} \forall i \in I_j : \frac{c_i(s^j)}{c_i(s^{j+1})} > \alpha$.

Because $s^1 = s^k$ we have that $\prod_{j=1}^{k-1} \frac{c_i(s^j)}{c_i(s^{j+1})} = 1$ for every agent i . Then:

$$1 = \prod_{i=1}^n \left(\prod_{j=1}^{k-1} \frac{c_i(s^j)}{c_i(s^{j+1})} \right)^{w_i} = \prod_{j=1}^{k-1} \frac{\text{impr}(I_j)}{\text{dam}(I_j)} > \prod_{j=1}^{k-1} \frac{\alpha^{W(I_j)}}{(\text{dam}(I_j)^{1/W(I_j)})^{W(I_j)}}$$

It follows that $\text{dam}_{\max}(\{s^j\}_{j=1}^k) > \alpha$. Hence the lemma follows by contradiction. \square

We derive an approximation factor as an upper bound of $\text{dam}_{\max}(\{s^j\}_{j=1}^k)$ for any cycle.

Theorem 2 *For every $\alpha \geq e$ there exist α -approximate strong equilibria in the Facility Location game with fairly allocated facility costs, even for weighted agents and general networks.*

Proof. We prove that $\text{dam}_{\max}(\{s^j\}_{j=1}^k) < e$ for every cycle $\{s^j\}_{j=1}^k$ of configurations and the result follows from Lemma 2. Let $I_j(v)$ be the set of agents going to v in s^j , but not in s^{j+1} , and $A_j(v)$ be the set of agents going to v in both s^j and s^{j+1} . Note that $I_j = \bigcup_{v \in V} I_j(v)$, therefore:

$$\text{dam}_{\max}(\{s^j\}_{j=1}^k) = \max_j \left(\prod_{v \in V} \left(\prod_{i \in A_j(v)} \left(\frac{c_i(s^{j+1})}{c_i(s^j)} \right)^{w_i} \right)^{\frac{w(I_j(v))}{W(I_j)}} \right)^{\frac{1}{W(I_j)}} \Rightarrow$$

$$\text{dam}_{\max}(\{s^j\}_{j=1}^k) \leq \max_{j,v} \left(\prod_{i \in A_j(v)} \left(\frac{c_i(s^{j+1})}{c_i(s^j)} \right)^{w_i} \right)^{\frac{1}{W(I_j(v))}}$$

Hence, we need only consider what happens at the worst case node. For an agent i in $A_j(v)$ we get that:

$$\frac{c_i(s^{j+1})}{c_i(s^j)} = \frac{w_i \left(d(u_i, v) + \frac{\beta_v}{W_{s^{j+1}}(v)} \right)}{w_i \left(d(u_i, v) + \frac{\beta_v}{W(I_j(v)) + W(A_j(v))} \right)} \leq 1 + \frac{W(I_j(v))}{W(A_j(v))}$$

It follows that:

$$\text{dam}_{\max}(\{s^j\}_{j=1}^k) \leq \max_{j,v} \left(1 + \frac{W(I_j(v))}{W(A_j(v))} \right)^{\frac{W(A_j(v))}{W(I_j(v))}} < \lim_{r \rightarrow \infty} \left(1 + \frac{1}{r} \right)^r = e$$

□

Approximate strong equilibria are also approximate pure Nash equilibria, thus:

Corrolary 2 *The Facility Location game with fairly allocated facility costs and weighted agents has α -approximate pure strategy Nash equilibria for every $\alpha \geq e$.*

For the case of unweighted agents on metric networks, we prove a lower approximation ratio, to be used in conjunction with derivation of the Strong Price of Anarchy in the next section.

Theorem 3 *The unweighted metric Facility Location game with fairly allocated facility costs has 2.36-approximate strong equilibria.*

Proof. We study cyclic sequences of k strategy profiles $\{s^j\}_{j=1}^k$, with $s^1 = s^k$, as described in remark 1. Let I_j denote the coalition that, by deviating, causes transition from s^j to s^{j+1} , $j = 1 \dots k$. The approximation factor α will be such, that there is at least one agent $i \in I_j$ with $c_i(s^j)/c_i(s^{j+1}) \leq \alpha$, for any $j = 1, \dots, k$, for every cyclic sequence. Coalition I_j may include agents that join several distinct new facility locations after deviations. We will need to consider subsets $I_j(v) \subseteq I_j$, that include agents joining a single location v in common after deviation. This does not harm generality, as cost reduction experienced by agents in $I_j(v)$ is independent of the deviation of agents in $I_j(v')$ for any $v' \neq v$.

For a deviating coalition $I_j(v)$ we can assume that, under s^j , node v is not a facility node; that is, no agent is connected to v under s^j (it becomes a facility node under s^{j+1} , after deviation of $I_j(v)$). If this is not the case, we simplify the cycle through the following procedure: replace s^j with a strategy profile \hat{s}^j , where all $i \in I_j(v)$ are connected to v . Since agents of $I_j(v)$ were improving their cost by deviating to v , such a modification may only enlarge the approximation factor (a greater improvement may occur from s^{j-1} to \hat{s}^j compared to the one associated with s^{j-1} , s^j). We do this repeatedly for all sub-coalitions $I_j(v) \subseteq I_j$, where v is a facility under s^j . Eventually, either \hat{s}^j and s^{j+1} will become identical (and we remove one of them from the cycle), or our assumption will hold for every remaining sub-coalition $I_j(v) \subseteq I_j$. This process is applied repeatedly for all configurations s^j in the current cyclic sequence, until we cannot further simplify the sequence. We claim that the approximation factor α is upper bounded as:

$$\alpha \leq \max_{\{s^j\}_1^k} \max_{j=1 \dots k} \max_v \left[\left(\sum_{i \in I_j(v)} c_i(s^j) \right) / \left(\beta_v + \sum_{i \in I_j(v)} d(u_i, v) \right) \right] \quad (14)$$

The denominator of (14) expresses exactly the cost $c_v(s^{j+1})$, while the numerator is the cost of all agents $i \in I_j(v)$ under configuration s^j . It is clear that, during transition from s^j to s^{j+1} , there must be at least one agent $i \in I_j(v)$ that improves at most by the upper bound specified by (14), for every $j = 1 \dots k$, for every location v . In upper bounding further this quantity, we analyze the transition of $I_j(v)$ from s^{j+1} back to s^j . During the course of this transition deviating agents $i \in I_j(v)$ (under different coalitions) only improve their costs. Their improvements are described exactly by the arguments in the proof of lemma 1. Then (14) can be bounded further by proposition 1 and theorem 1. \square

6 The Strong Price of Anarchy

We derive next an upper bound on the SPoA of α -approximate strong equilibria, for the general Facility Location game.

Theorem 4 *For any constant $\alpha \geq e$, the Price of Anarchy of α -approximate strong equilibria for the Facility Location game with fairly allocated facility costs, is upper bounded tightly by $O(H(n))$ for unweighted and by $O(\ln W)$ for weighted agents, where W is the sum of weights.*

Proof. Let s and s^* be the most expensive strong equilibrium and the socially optimum configuration respectively. For any facility node $v \in F_{s^*}$ let $A_{s^*}(v)$ and $I_{s^*}(v)$ be respectively the subsets of agents connected to v in s^* , and connected to v in s^* but not in s . We will upper bound the SPoA by $\max_{v \in F_{s^*}} \left[\left(\sum_{i \in A_{s^*}(v)} c_i(s) \right) / c_v(s^*) \right]$. Because s is an α -approximate strong equilibrium, for every subset of $I_{s^*}(v)$ there is at least one agent i , that is not willing to deviate to v in coordination with the rest agents of the subset. Let $I_{s^*}(v) = \{1, \dots, |I_{s^*}(v)|\}$ and $I_{s^*}^i(v) = \{1, \dots, i\}$, where i is not willing to deviate in coordination with $I_{s^*}(v) \setminus \{i\}$. Then:

$$\begin{aligned} c_i(s) &\leq \alpha \left(w_i d(u_i, v) + \frac{w_i \beta_v}{W(I_{s^*}^i(v)) + W_s(v)} \right) \leq \alpha \left(w_i d(u_i, v) + \frac{w_i \beta_v}{W(I_{s^*}^i(v))} \right) \Rightarrow \\ \sum_{i \in I_{s^*}(v)} c_i(s) &= \sum_{i \in I_{s^*}(v)} c_i(s) \leq \alpha \left(\sum_{i \in I_{s^*}(v)} w_i d(u_i, v) + \beta_v \sum_{i=1}^{|I_{s^*}(v)|} \frac{w_i}{W(I_{s^*}^i(v))} \right) \Rightarrow \\ \sum_{i \in I_{s^*}(v)} c_i(s) &\leq \alpha \left(\sum_{i=1}^{|I_{s^*}(v)|} \frac{w_i}{W(I_{s^*}^i(v))} \right) \left(\sum_{i \in I_{s^*}(v)} w_i d(u_i, v) + \beta_v \right) \Rightarrow \\ \sum_{i \in I_{s^*}(v)} c_i(s) &\leq \alpha \left(\sum_{i=1}^{|I_{s^*}(v)|} \frac{w_i}{W(I_{s^*}^i(v))} \right) c_{I_{s^*}(v)}(s^*) \end{aligned} \quad (15)$$

The result will follow from (15), because $I_{s^*}(v) \subseteq A_{s^*}(v)$, and agents in $A_{s^*}(v) \setminus I_{s^*}(v)$ play v in s and s^* . We analyze the SPoA ratio. For $w_i = 1$ it is $W(I_{s^*}^i(v)) = |I_{s^*}^i(v)| = i$, which yields

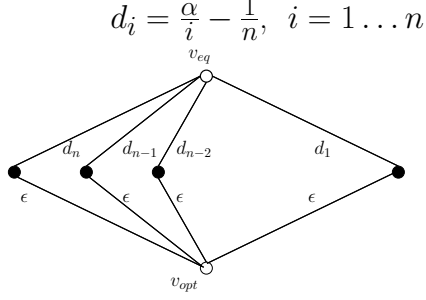


Figure 4: Unweighted Non-metric Lower Bound for the SPoA of α -approximate strong equilibria ($\alpha \geq e$).

SPoA = $O(\alpha H(n))$. For weighted agents set $W(I_{s^*}^0(v)) = 0$ and use $x \geq 1 + \ln x$ for $x \in (0, 1)$ on (15):

$$\alpha \sum_{i=1}^{|I_{s^*}(v)|} \left(1 - \frac{W(I_{s^*}^{i-1}(v))}{W(I_{s^*}^i(v))}\right) \leq -\alpha \sum_{i=1}^{|I_{s^*}(v)|} \ln \frac{W(I_{s^*}^{i-1}(v))}{W(I_{s^*}^i(v))} = \alpha(1 + \ln W)$$

□

Unweighted Lower Bound We refer to Fig. 4 for a tight (non-metric) lower bounding example in case of unweighted agents. Facility opening costs are 1. It is clear that all agents being connected to node v_{eq} is the most expensive α -approximate equilibrium, of social cost $\alpha H(n)$: no agent coalition has incentive to deviate to v_{opt} , which is practically the node that all agents reside on, and results in a social cost of virtually 1, for $\epsilon \rightarrow 0$ (e.g. $\epsilon = n^{-2}$).

6.1 Unweighted Agents on Metric Networks

We prove the following for the SPoA of the unweighted metric Facility Location game:

Theorem 5 *The Price of Anarchy of 2.36-approximate strong equilibria in the unweighted metric Facility Location game with fairly allocated facility costs is upper bounded by a constant strictly less than 26.*

The proof of theorem 5 consists of several partial results that we will synthesize. Let s denote any α -approximate strong equilibrium and s^* the socially optimum configuration. We will upper bound the SPoA again by $\max_{v \in F_{s^*}} \left(\sum_{i \in A_{s^*}(v)} c_i(s) \right) / c_v(s^*)$. For any facility node $v \in F_{s^*}$, define $A_s(v) \subseteq A_{s^*}(v)$ to be the subset of those agents that are connected to v both in s^* and s . Define $I_{s^*}(v) = A_{s^*}(v) \setminus A_s(v)$ to be the subset of agents that are connected to v in s^* but not in s . See fig. 5 for an illustration of the definitions. To simplify notation we use $d(u_i, v) = x_i^*$, for $i \in A_{s^*}(v)$. At first we consider the following simple case:

Lemma 3 *Let $I_{s^*}(v)$ be a subset of misconnected agents under α -approximate strong equilibrium profile s . Let R denote agents connected to v under s , with $R \subseteq A \setminus A_{s^*}(v)$. If under s_{-R} no agent of $I_{s^*}(v)$ has incentive to deviate to v in coordination with $I_{s^*}(v)$, then $\sum_{i \in A_{s^*}(v)} c_i(s) \leq (1 + \alpha)c_v(s^*)$.*

Proof. If under s_{-R} no agent $i \in I_{s^*}(v)$ has incentive to deviate in coordination with $I_{s^*}(v) \setminus \{i\}$ to v , then for every $i \in I_{s^*}(v)$ it is $c_i(s) \leq \alpha c_i(s^*)$, because s is an α -approximate strong equilibrium. Then:

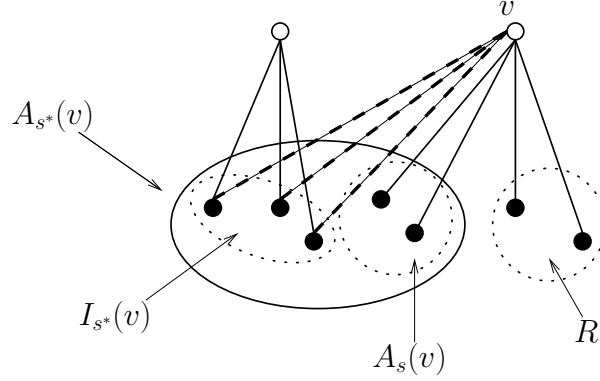


Figure 5: The situation examined in the proof of theorem 5.

$$\begin{aligned}
\sum_{i \in A_{s^*}(v)} c_i(s) &= \sum_{i \in A_s(v)} c_i(s) + \sum_{i \in I_{s^*}(v)} c_i(s) \\
&\leq \beta_v + \sum_{i \in A_s(v)} x_i^* + \alpha \left(\beta_v + \sum_{i \in I_{s^*}(v)} x_i^* \right) \\
&\leq (1 + \alpha) \left(\beta_v + \sum_{i \in A_{s^*}(v)} x_i^* \right)
\end{aligned}$$

The latter equals $(1 + \alpha)c_v(s^*)$. \square

For the rest of the analysis we treat the complementary case of that described in the previous lemma. Assume there exists at least one agent $i \in I_{s^*}(v)$ willing to deviate to v in coordination with the coalition $I_{s^*}(v)$ under s_{-R} . Define a *minimal disagreeing subset* $I_{s^*}^0(v) \subseteq I_{s^*}(v)$ to be a *minimal subset of misconnected agents* containing an agent i that would actually deviate to v with $I_{s^*}^0(v)$, under s_{-R} . Then also define $J_{s^*}(v) = I_{s^*}(v) \setminus I_{s^*}^0(v)$. Fix $i \in I_{s^*}^0(v)$ to be from now on the agent (or one of them if there are many) that would deviate to v in coordination with $I_{s^*}^0(v)$. We call i the *unstable agent* of the minimal disagreeing subset $I_{s^*}^0(v)$. By definition, the following holds for an *unstable agent* i of the minimal disagreeing subset:

$$c_i(s) > \alpha \left(x_i^* + \frac{\beta_v}{|I_{s^*}^0(v)| + |A_s(v)|} \right) \quad (16)$$

The rest of the analysis consists of bounds for agents in $I_{s^*}^0$ and $J_{s^*}(v)$ separately. In particular, lemmas 4 and 5 describe upper bounds for these sets respectively.

Lemma 4 *Let $I_{s^*}(v)$ be a subset of misconnected agents under an α -approximate strong equilibrium profile s . Let $I_{s^*}^0(v)$ be a minimal disagreeing subset of $I_{s^*}(v)$ and $i \in I_{s^*}^0(v)$ an unstable agent. Then:*

$$\sum_{l \in I_{s^*}^0(v)} c_l(s) \leq 2\alpha \left(\beta_v + \sum_{l \in I_{s^*}^0(v)} x_l^* \right) \quad (17)$$

Proof. By minimality of $I_{s^*}^0(v)$, every agent $l \in I_{s^*}^0(v)$ is *not willing* to deviate to v under s_{-R} with a coalition of size $|I_{s^*}^0(v)| - 1$. Thus for every $l \in I_{s^*}^0(v)$:

$$c_l(s) \leq \alpha \left(x_l^* + \frac{\beta_v}{|I_{s^*}^0(v)| + |A_s(v)| - 1} \right)$$

Summing over $I_{s^*}^0(v)$ yields:

$$\sum_{l \in I_{s^*}^0(v)} c_l(s) \leq \alpha \left(\sum_{l \in I_{s^*}^0(v)} x_l^* + \frac{|I_{s^*}^0(v)| \beta_v}{|I_{s^*}^0(v)| + |A_s(v)| - 1} \right)$$

which is upper bounded by at most as in (17). \square

Lemma 5 *Let $I_{s^*}(v)$ be a subset of misconnected agents under an α -approximate strong equilibrium profile s . Let $I_{s^*}^0(v)$ be a minimal disagreeing subset of $I_{s^*}(v)$ and $J_{s^*}(v) = I_{s^*}(v) \setminus I_{s^*}^0(v)$. Then:*

$$\sum_{j \in J_{s^*}(v)} c_j(s) \leq \alpha \left[\sum_{j \in J_{s^*}(v)} x_j^* + \beta_v \left(H(|A_{s^*}(v)|) - H(|I_{s^*}^0(v)| + |A_s(v)|) \right) \right] \quad (18)$$

Proof. Without loss of generality name agents $j \in J_{s^*}(v)$ by distinct indices $1, \dots, |J_{s^*}(v)|$ and define a series of supersets of $I_{s^*}^0(v)$, as follows: $I_{s^*}^j(v) = I_{s^*}^{j-1}(v) \cup \{j\}$. Because s is an α -approximate strong equilibrium, every set $I_{s^*}^j(v)$ contains an agent that is not willing to deviate to v in coordination with $I_{s^*}^j(v)$. This agent is found either in $I_{s^*}^0(v) - \{i\}$ or in $I_{s^*}^j(v) \setminus I_{s^*}^0(v)$. We can assume without any loss of generality that for subset $I_{s^*}^j(v)$ this agent is j ; otherwise we only need to exchange j with some agent from $I_{s^*}^0(v) \setminus \{i\}$. One easily verifies that, by definition of a minimal disagreeing subset, such an exchange will not affect any of our previous results up to now. Then we have:

$$c_j(s) \leq \alpha \left(x_j^* + \frac{\beta_v}{|I_{s^*}^j(v)| + |A_s(v)| + |R|} \right), \quad j = 1, \dots, |J_{s^*}(v)| \in J_{s^*}(v) \quad (19)$$

We omit $|R|$ and sum the inequality over $j \in J_{s^*}(v)$. The result follows. \square

The following lemma will provide a lower bound for $\sum_{j \in J_{s^*}(v)} x_j^*$ appearing in (18). Note that lemma 4 provides a concrete upper bound for the cost (under strategy profile s) of agents in $I_{s^*}(v)$, as a function of their connection cost in the socially optimum configuration s^* and the corresponding facility cost β_v . This is not the case with lemma 5 for agents in $J_{s^*}(v)$; the upper bound (18) involves socially optimum connection cost plus β_v multiplied by additional terms of harmonic numbers. Thus we need to determine how low the socially optimum connection cost can be, in order to derive an upper bounding ratio for the SPoA.

Lemma 6 *Let $I_{s^*}(v)$ be a subset of misconnected agents under α -approximate strong equilibrium profile s . Let $I_{s^*}^0(v)$ be a minimal disagreeing subset of $I_{s^*}(v)$ and $J_{s^*}(v) = I_{s^*}(v) \setminus I_{s^*}^0(v)$. Then:*

$$\sum_{j \in J_{s^*}(v)} x_j^* \geq \frac{\beta_v}{1 + \alpha} \left(\frac{|A_{s^*}(v)| - \lceil \alpha r \rceil}{r} - \alpha \left(H(|A_{s^*}(v)|) - H(\lceil \alpha r \rceil) \right) \right), \quad r = |I_{s^*}^0(v)| + |A_s(v)| \quad (20)$$

Proof. Let i be the fixed *unstable* agent of $I_{s^*}^0(v)$. Note that, under strategy profile s , i does not have an incentive to join facility node s_j for any $j \in J_{s^*}(v)$. Thus if j pays for s_j a share of $\frac{\beta_{s_j}}{\lambda_j}$ (that is, s_j serves λ_j agents in total in s):

$$\begin{aligned} c_i(s) &\leq \alpha \left(d(u_i, s_j) + \frac{\beta_{s_j}}{1 + \lambda_j} \right) \leq \alpha \left(d(u_i, v) + d(u_j, v) + d(u_j, s_j) + \frac{\beta_{s_j}}{\lambda_j} \right) \Rightarrow \\ c_i(s) &\leq \alpha \left(x_i^* + x_j^* + c_j(s) \right) \leq \alpha \left(x_i^* + x_j^* + \alpha \left(x_j^* + \frac{\beta_v}{|I_{s^*}^j(v)| + |A_s(v)|} \right) \right) \end{aligned} \quad (21)$$

The latter inequality derives by usage of (19) for $c_j(s)$, and by safely omitting $|R|$. Using (21) and the lower bound for $c_i(s)$ given in (16), we can solve for x_j^* . By the definition of $I_{s^*}^j(v)$ in lemma 5, it is $|I_{s^*}^j(v)| = |I_{s^*}^0(v)| + j$, $j = 1, \dots, |J_{s^*}(v)|$. Then we obtain:

$$x_j^* \geq \max \left\{ 0, \frac{\beta_v}{1 + \alpha} \left(\frac{1}{|I_{s^*}^0(v)| + |A_s(v)|} - \frac{\alpha}{j + |I_{s^*}^0(v)| + |A_s(v)|} \right) \right\}, \quad j = 1, \dots, |J_{s^*}(v)|$$

Finally we sum up the latter bound over all j . Notice that x_j^* becomes non-negative only when $j + |I_{s^*}^0(v)| + |A_s(v)| \geq \alpha(|I_{s^*}^0(v)| + |A_s(v)|)$. Since $j + |I_{s^*}^0(v)| + |A_s(v)|$ is an integral value, it turns out that x_j^* becomes non-negative for those values of j for which it is $j + |I_{s^*}^0(v)| + |A_s(v)| \geq \lceil \alpha(|I_{s^*}^0(v)| + |A_s(v)|) \rceil$. Then, by setting $r = |I_{s^*}^0(v)| + |A_s(v)|$, and by summing up over all j we obtain the specified lower bound. \square

Proof of Theorem 5 Now we put everything together. A *lower bound* on $c_v(s^*)$ is:

$$c_v(s^*) \geq \beta_v + \sum_{j \in J_{s^*}(v)} x_j^* + \sum_{l \in I_{s^*}^0(v)} x_l^* + \sum_{i \in A_s(v)} x_i^*$$

Accordingly, we obtain the following *upper bound* on $\sum_{i \in A_{s^*}(v)} c_i(s)$ by (17):

$$\begin{aligned} \sum_{i \in A_{s^*}(v)} c_i(s) &\leq \sum_{l \in I_{s^*}^0(v)} c_l(s) + \sum_{j \in J_{s^*}(v)} c_j(s) + \sum_{i \in A_s(v)} c_i(s) \\ &\leq 2\alpha \left(\sum_{l \in I_{s^*}^0(v)} x_l^* + \beta_v \right) + \sum_{j \in J_{s^*}(v)} c_j(s) + \sum_{i \in A_s(v)} c_i(s) \end{aligned}$$

Using the latter bounds for $c_v(s^*)$ and $\sum_{i \in A_{s^*}(v)} c_i(s)$, we deduce:

$$\begin{aligned} \text{SPoA} &\leq 1 + \left(2\alpha\beta_v + 2\alpha \sum_{l \in I_{s^*}^0(v)} x_l^* + \sum_{j \in J_{s^*}(v)} c_j(s) \right) / \left(\beta_v + \sum_{l \in I_{s^*}^0(v)} x_l^* + \sum_{j \in J_{s^*}(v)} x_j^* \right) \\ &\leq 1 + 2\alpha \times \frac{\beta_v + \sum_{j \in J_{s^*}(v)} x_j^* + \beta_v (H(|A_{s^*}(v)|) - H(r))}{\beta_v + \sum_{j \in J_{s^*}(v)} x_j^*} \\ &= 1 + 2\alpha + 2\alpha \times \frac{\beta_v (H(|A_{s^*}(v)|) - H(r))}{\beta_v + \sum_{j \in J_{s^*}(v)} x_j^*} \end{aligned} \quad (22)$$

The latter inequality emerged firstly by substitution from (18), and secondly by removal of $\sum_{l \in I_{s^*}^0(v)} x_l^*$ from numerator and denominator. We maximize (22) by taking the lower bound of the denominator, given in (20) and obtain:

$$\text{SPoA} \leq 1 + 2\alpha + 2\alpha \frac{H(|A_{s^*}(v)|) - H(r)}{1 + \frac{1}{1+\alpha} \left(\frac{|A_{s^*}(v)| - \lceil \alpha r \rceil}{r} - \alpha (H(|A_{s^*}(v)|) - H(\lceil \alpha r \rceil)) \right)} \quad (23)$$

Because $\lceil \alpha r \rceil \leq (\alpha + 1)r$, and by using logarithmic bounds for the harmonic numbers:

$$\text{SPoA} \leq 1 + 2\alpha + 2\alpha \frac{1 - \gamma + \ln \frac{|A_{s^*}(v)|}{r}}{\frac{1}{1+\alpha} \left(\frac{|A_{s^*}(v)|}{r} - \alpha \ln \frac{|A_{s^*}(v)|}{r} + \alpha(\gamma + \ln \alpha - 1) \right)}$$

By substituting 0.5 for $\gamma > 0.5$ and $\alpha = 2.36$ we can maximize numerically the resulting upper bounding function of $y = \frac{|A_{s^*}(v)|}{r}$ to at most 26, for $y \simeq 3.14$. Note that, when strong equilibria exist, it is $\alpha = 1$. Substituting so in (23) yields an upper bounding expression similar to the one of PoS (7), up to constant multiplicative and additive terms. \square

7 Open Problems

Further investigation of the weighted game is mostly challenging: it is not known whether this game possesses pure equilibria. Designing a counter-example seems quite demanding, as the game specializes in some sense the single-sink weighted network design game studied in [7]. For this case pure equilibria were shown not to exist generally. Extending our analysis of the PoS and SPoA to the weighted metric case appears to be also non-trivial. Finally, derivation of good lower bounds for the PoS and the SPoA of the (non-metric) weighted case is an interesting aspect of research: lower bounding techniques developed in [1] do not readily apply for Facility Location.

Acknowledgements For usefull discussions We thank the participants of the *Open Problems Jam Sessions* of CAGT: Daniel Andersson, Gudmund Skovbjerg Frandsen, Kristoffer Arnsfelt Hansen, Peter Bro Miltersen, Rocio Santillan Rodriguez, Troels Bjerre Soerensen, Nikolaos Triandopoulos.

References

- [1] S. Albers. On the value of coordination in network design. In *Proceedings of the ACM-SIAM Symposium on Discrete Algorithms (SODA)*, pages 294–303, 2008.
- [2] N. Andelman, M. Feldman, and Y. Mansour. Strong Price of Anarchy. In *Proceedings of ACM-SIAM Symposium on Discrete Algorithms (SODA)*, pages 189–198, 2007.
- [3] E. Anshelevich, A. Dasgupta, J. M. Kleinberg, E. Tardos, T. Wexler, and T. Roughgarden. The Price of Stability for Network Design with Fair Cost Allocation. In *Proceedings of the IEEE Symposium on Foundations of Computer Science (FOCS)*, pages 295–304, 2004.
- [4] E. Anshelevich, A. Dasgupta, E. Tardos, and T. Wexler. Near-optimal network design with selfish agents. In *Proceedings of the ACM Symposium on Theory of Computing (STOC)*, pages 511–520, 2003.

- [5] R. Aumann. Acceptable Points in General Cooperative n-Person Games. *Contributions to the Theory of Games IV, Annals of Mathematics Study 40*, A. W. Tucker, R. D. Luce (eds.), pages 287–324, 1959.
- [6] C. Chekuri, J. Chuzhoy, L. Lewin-Eytan, J. Naor, and A. Orda. Non-cooperative multicast and facility location games. In *Proceedings of the ACM Conference on Electronic Commerce (EC)*, pages 72–81, 2006.
- [7] H. Chen and T. Roughgarden. Network Design with Weighted Players. In *Proceedings of the ACM Symposium on Parallel Algorithms and Architectures (SPAA)*, pages 29–38, 2006.
- [8] B. Chun, K. Chaudhuri, H. Wee, M. Barreno, C. H. Papadimitriou, and J. Kubiawicz. Selfish caching in distributed systems: a game-theoretic analysis. In *Proceedings of the ACM Symposium on Principles of Distributed Computing (PODC)*, 2004.
- [9] A. Epstein, M. Feldman, and Y. Mansour. Strong Equilibrium in Cost Sharing Connection Games. In *Proceedings of the ACM Conference on Electronic Commerce (EC)*, pages 84–92, 2007.
- [10] A. Fiat, H. Kaplan, M. Levy, S. Olonetsky, and R. Shabo. On the price of stability for designing undirected networks with fair cost allocations. In *Proceedings of the International Colloquium on Automata Languages and Programming (ICALP)*, pages 608–618, 2006.
- [11] T. D. Hansen and O. A. Telelis. On Pure and (approximate) Strong Equilibria of Facility Location Games. In *Proceedings of the International Workshop on Internet and Network Economics (WINE)*, pages 490–497, 2008.
- [12] E. Koutsoupias and C. H. Papadimitriou. Worst-case Equilibria. In *Proceedings of the International Symposium on Theoretical Aspects of Computer Science (STACS)*, pages 404–413, 1999.
- [13] D. Monderer and L. S. Shapley. Potential games. *Games and Economic Behavior*, 14:124–143, 1996.
- [14] N. Nisan, T. Roughgarden, E. Tardos, and V. Vazirani (eds.). *Algorithmic Game Theory*. Cambridge University Press, 2007.
- [15] A. Vetta. Nash Equilibria in Competitive Societies, with Applications to Facility Location, Traffic Routing and Auctions. In *Proceedings of the IEEE Symposium on Foundations of Computer Science (FOCS)*, pages 416–, 2002.