

# Negative-index media for matter-wave optics

J. Baudon,\* M. Hamamda, J. Grucker, F. Perales, G. Dutier, and M. Ducloy  
*Laboratoire de Physique des Lasers, Université Paris 13,  
 Av. J.B. Clément 93430-Villetaneuse, France*

M. Boustimi  
*Department of Physics, Umm Al-Qura University, Makkah, Saudi Arabia  
 (Dated: February 6, 2020)*

We consider the extension of optical meta-materials to matter waves. We show that the generic property of pulsed comoving magnetic fields allows us to fashion the wave-number dependence of the atomic phase shift. It can be used to produce a transient negative group velocity of an atomic wave packet, which results into a negative refraction of the matter wave. Application to slow metastable argon atoms  $\text{Ar}^*(^3P_2)$  shows that the device is able to operate either as an efficient beam splitter or an atomic meta-lens. Implications of “meta-media” in atom optics are considered.

PACS numbers: 03.75.-b, 03.75.Be, 37.10.Gh, 42.25.-p

Since the pioneering work of H. Lamb [1] and V.G. Veselago’s seminal paper [2] about so-called “left-handed” or “meta” media for light optics, a number of studies have been devoted to these new media and their applications (negative refraction, reversed Doppler effect, perfect lens, van der Waals atom-surface interaction, etc.) [3, 4, 5], in various spectral domains [6, 7, 8], some of them being even extended to acoustic waves [9]. Such media are essentially characterised by a negative value of the optical index, which results into opposite directions of the wave vector  $\mathbf{k}$  and the Poynting vector  $\mathbf{R}$ . Unfortunately such meta-media generally consist of periodic ensembles of micro- or nano- structures embedded in an ordinary material or organized into an optical band-gap crystal [10]. Therefore their counterpart in atom optics is far from being obvious because atoms at mean and *a fortiori* low velocity (a few hundreds of m/s down to a few m/s or less) cannot penetrate dense matter. However a possible way to act on atomic waves in vacuo is to use an interaction potential due to some external field, for instance magnetic, electric or electromagnetic fields, or the van der Waals field appearing outside a solid at the vicinity of its surface. Indeed when a semi-classical description of the external atomic motion is justified, an inhomogeneous static potential  $V(\mathbf{r})$  is equivalent to an optical index  $n(\mathbf{r})$ . This comes from the fact that the optical path accumulated along a ray  $C$  (i.e. a classical trajectory) is given by the integral  $\int_C K(\mathbf{r})ds$ , where  $K(\mathbf{r}) = k[1 - V(\mathbf{r})/E_0]^{1/2}$  is the local wave number,  $k$  and  $E_0$  being respectively the wave number and the kinetic energy of the atom in absence of potential,  $s$  is the curvilinear abscissa along the ray [11]. This naturally leads us to set  $n(\mathbf{r}) = [1 - V(\mathbf{r})/E_0]^{1/2}$ . Nevertheless such a type of potential cannot be a solution for our purpose because the index  $n$  is either real and positive, or purely imaginary in classically

forbidden regions, but it is nowhere real negative. This looks like an impasse. However our choice of potential was too restrictive: a much larger class of interactions is offered by position- and time-dependent potentials. In this letter, we show that a novel class of recently introduced potentials - *i.e. comoving potentials* [12] - provides us with a remarkably simple solution to devise negative-index media for atomic waves.

Comoving potentials have been previously used in several experiments, most of them dealing with Stern-Gerlach atom interferometry [12]. They have been described in detail in [13]. Only the way to produce them and their main characteristics will be recalled here. Two identical planar systems of currents, periodic in space (period  $\Lambda$ ) and symmetric with respect to  $x$ -axis (fig.1), produce in the vicinity of this axis a transverse field, *e.g.* parallel to  $y$ , periodic in  $x$  with the same period. Actually only the lowest spatial frequency will have a significant effect. Then the field can be assumed to be proportional to, for instance,  $\cos(2\pi x/\Lambda)$ . Now if the circuit is supplied with an A.C. intensity of frequency  $\nu$ , then the resulting field is proportional to  $\cos(2\pi\nu(t-t_0))\cos(2\pi x/\Lambda) = \frac{1}{2}[\cos(2\pi(\nu t-t_0)-x/\Lambda) + \cos(2\pi(\nu(t-t_0)+x/\Lambda))]$ , where  $t_0$  is some reference time. Only the first term propagates in the same direction as the atoms ( $z > 0$ ), at velocity  $u = \nu\Lambda$ . The period  $\Lambda$  being fixed, the velocity  $u$  can be varied via  $\nu$ . In particular it can be tuned on the atomic velocity, giving rise to an especially important phase-shift on the atomic wave contrarily to the second counter-propagating term which can be ignored. When a continuous spectrum  $H(\nu)$  is used instead of a single frequency, the resulting (pulsed) interaction potential takes the general factorized form:

$$V(t, x) = s(t) \cos\left(2\pi \frac{x}{\Lambda}\right) \quad (1)$$

The time-dependent factor is real and can be expressed as:  $s(t) = g\mu_B M B f(t)$ . Here  $g$  is the atomic Landé factor,  $\mu_B$  the Bohr magneton,  $M$  the magnetic quantum

\*Electronic address: jacques.baudon@univ-paris13.fr

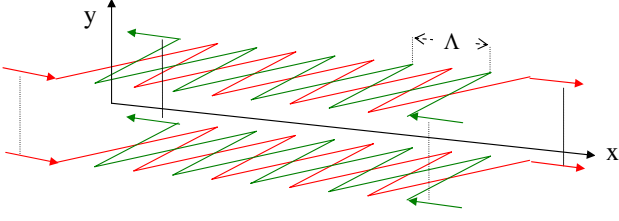


FIG. 1: Scheme of the device generating a transverse magnetic field "comoving" along the  $x$  axis. It consists of two identical planar periodic circuits (red and green lines, spatial period  $\Lambda$ ). When the circuits are supplied with an A.C. current of frequency  $\nu$ , they produce along  $x$  a field that propagates at the velocity  $u = \nu\Lambda$ . When a frequency spectrum  $H(\nu)$  is used, a pulsed field is generated (see text).

number and  $B$  the maximum of the field magnitude,  $f(t)$  being a reduced dimensionless signal the maximum amplitude of which is 1. Since  $s(t)$  is real, its frequency spectrum  $H(\nu)$  obeys the relation:

$$H(\nu) = H(-\nu)^* \quad (2)$$

where  $*$  means complex conjugate. The motion along the  $x$  axis of a wave packet submitted to the potential  $V(t, x)$  is governed by the time-dependent Schrödinger equation:

$$i\hbar \partial_t \psi = -\frac{\hbar^2}{2m} \partial_x^2 \psi + V(t, x) \psi \quad (3)$$

where  $m$  is the atomic mass. Taking the Fourier transform of eq. (3) for variables  $x, k$  ( $k$  being the wave number) one gets:

$$i\hbar \partial_t C(t, k) = \frac{\hbar^2 k^2}{2m} C + W \otimes C \quad (4)$$

where  $C$  and  $W$  are the Fourier transforms of  $\psi$  and  $V$ , and  $\otimes$  the convolution product. Setting  $C(t, k) = \exp(-i\frac{\hbar k^2}{2m}t) \Gamma(t, k)$ , one readily gets:

$$i\hbar \partial_t \Gamma(t, k) = s(t) \times e^{i\frac{\hbar k^2}{2m}t} \times \left( \Gamma(t, k - \kappa) e^{-i\frac{\hbar(k-\kappa)^2}{2m}t} + \Gamma(t, k + \kappa) e^{-i\frac{\hbar(k+\kappa)^2}{2m}t} \right) \quad (5)$$

where  $\kappa = 2\pi/\Lambda$  ( $\kappa \ll k$ ). A simplification arises because the  $k$ -derivatives of  $\Gamma$  are largely dominated by those of the exponential factor  $\exp(-i\frac{\hbar k^2}{2m}t)$  as soon as the wave packet has moved over a distance large compared to its own width [13]. Under such conditions:

$$i\hbar \partial_t \Gamma(t, k) \approx s(t) \cos\left(2\pi \frac{\hbar k}{m\Lambda} t\right) \Gamma(t, k) \quad (6)$$

Then:

$$\Gamma(t, k) \approx \Gamma(0, k) \exp[i\varphi(k, t)] \quad (7)$$

where the phase shift  $\varphi$  is given by :

$$\varphi(t, k) = -\hbar^{-1} \int_0^t dt' s(t') \cos\left(2\pi \frac{\hbar k}{m\Lambda} t'\right) \quad (8)$$

This real phase-shift takes a limiting value at  $t$  infinite, namely, assuming a perfect synchronisation of the wave packet with the field pulse (eqs. 1 and 2):

$$\varphi^\infty(k) = -\hbar^{-1} \Re[H(\frac{\hbar k}{m\Lambda})] \quad (9)$$

This can be seen as a genericity property of comoving fields, in the sense that, in principle, any  $k$ -dependence of the phase-shift can be fashioned, using a convenient  $H(\nu)$  spectrum. As suggested previously in [13], it could be used to balance the natural spreading of a wave packet. The factor  $s(t)$ , or its frequency spectrum  $H(\nu)$ , being given, one may derive the evolution of the wave packet in the corresponding potential. In particular, the semi-classical motion of the wave packet center is derived from the stationary phase condition:

$$\partial_k [kx - \frac{\hbar k^2}{2m}t + \varphi(k, t)] = x - \frac{\hbar k}{m}t + \partial_k \varphi(k, t) = 0 \quad (10)$$

Then the abscissa of the center as a function of time is simply:

$$\xi(t) = \frac{\hbar k_0}{m}t - \partial_k \varphi(k, t)|_{k_0} \quad (11)$$

$\hbar k_0$  being the central momentum value. The quantity  $\delta\xi(t) = -\partial_k \varphi(k, t)|_{k_0}$  represents the spatial shift induced by the potential. It is given by:

$$\delta\xi(t) = -\frac{2\pi}{m\Lambda} \int_0^t dt' t' s(t') \sin\left(2\pi \frac{\hbar k}{m\Lambda} t'\right) \quad (12)$$

At large values of  $t$ , when the potential pulse is over, this shift naturally tends to a definite limiting value, namely:

$$\delta\xi^\infty = -\frac{1}{m\Lambda} \Re[H'(\frac{\hbar k_0}{m\Lambda})] \quad (13)$$

where  $H'$  is the derivative of  $H$ . The group velocity along  $x$  is readily derived from (11) and (12):

$$\begin{aligned} v_{gx}(t, k_0) &= \frac{\hbar k_0}{m} - \partial_t \partial_k \varphi(k, t)|_{k_0} \\ &= \frac{\hbar k_0}{m} - \frac{2\pi}{m\Lambda} t s(t) \sin\left(2\pi \frac{\hbar k_0}{m\Lambda} t\right) \end{aligned} \quad (14)$$

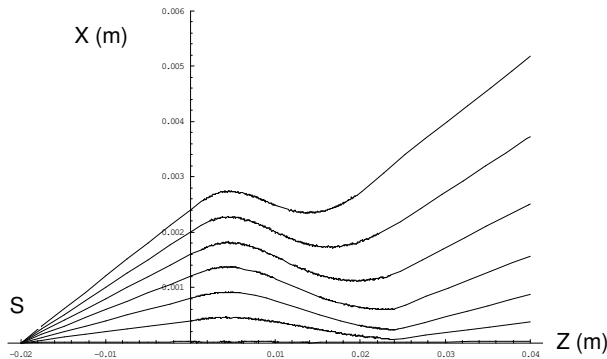


FIG. 2: Trajectory of the wave packet centre (coordinates  $\xi(t)$ ,  $\zeta(t)$  along  $x$ - and  $z$ -axes) in the comoving magnetic field (shaded area) propagating in the  $\pm x$  direction in the region  $z \geq 0$ . The entrance plane is perpendicular to the  $z$ -axis. Rays start from a point-like source  $S$  located at 2 cm from the entrance plane. These rays are in plane  $x$ ,  $z$ . They initially make with the  $z$  axis different incident angles ranging from 0 to 0.12 rad. All rays exhibit a *negative refraction* and finally emerge parallel to their initial direction. Calculations are made for  $\text{Ar}^*(^3P_2, M=2)$  metastable atoms, the velocity of which is  $v_0 = 20$  m/s. The maximum magnitude of the magnetic field (see text) is 400 Gauss. Distances are in meters. Note the difference in scale for  $x$  and  $z$  axis.

The quantity  $\nu_0 = \hbar k_0 / (m\Lambda)$  can be called the "resonance" frequency in the sense that the velocity  $u(\nu_0) = \nu_0 \Lambda$  of this spectral component of the comoving field coincides with the atomic group velocity. For  $t < 0$  as well as for large  $t$  values, the wave packet recovers the group velocity  $\hbar k_0 / m$  of the free propagation. In between, it is clearly seen from (14) that, by a proper choice of  $s(t)$ , *negative group velocities* can be (transiently) obtained. Such behaviour is the signature of a left-handed or "meta"-medium for atomic waves. It gives rise to new interesting effects. Let us assume that the entrance interface for atoms is the Oxy plane. Then the trajectory related to a positive magnetic quantum number ( $M > 0$ ) is subjected to a *negative refraction*, another signature of a left-handed or "meta" medium, whereas for  $M < 0$  the trajectory undergoes an ordinary refraction, with an effective index smaller than 1. In the present case, the medium is anisotropic. It is uni-axial and optically active. Fig.2 shows rays issued from a point-like source  $S$  located at 2 cm from the interface, experiencing a negative refraction ( $M = +2$ ) in the  $xz$  plane, for different incidence angles  $\theta$  ranging from 0 to 0.12 rad. Numerical calculations have been carried out in the case of a nozzle beam of metastable argon atoms  $\text{Ar}^*(^3P_2)$ , slowed down at a velocity  $v_0 = 20$  m/s by means of a Zeeman slower [14] or using an appropriate incidence angle. The parameters used in these calculations are, for the magnetic potential,  $\Lambda = 5$  mm,  $B = 400$  Gauss,  $f(t) = \epsilon^2(t + \epsilon)^{-2}e^{-t/\tau}$  for  $0 \leq t \leq \tau_1$ ,  $= 0$  elsewhere, with  $\epsilon = 7.4$  ms,  $\tau = 0.37$  ms,  $\tau_1 = 1.2$  ms. Actually

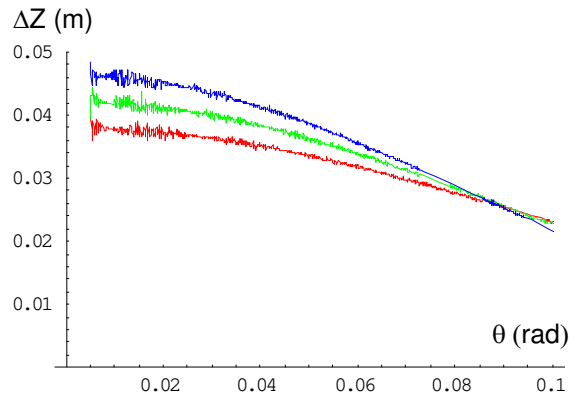


FIG. 3: Position of the image  $S'$ , where the support of the emerging ray crosses the  $z$  axis. The distance  $\Delta Z = SS'$  is shown (in meters) as a function of the incident angle (in rad). At  $v_0 = 20$  m/s, the stigmatism is realized with an accuracy better than 90% for incident angles lower than 0.04 rad. The chromatic dispersion is also shown (red line - lower curve - :  $v_0 = 18$  m/s, green line - mid curve - :  $v_0 = 20$  m/s, blue line - upper curve - :  $v_0 = 22$  m/s).

the negative refraction only appears when the magnitude of  $B$  exceeds a threshold value (280 Gauss in the present case). Rays symmetric of the previous ones with respect to the  $z$  axis experience opposite refractions due to the opposite component of the comoving field. The device thus behaves as a parallel plate, or a cylindrical metalens which gives an image  $S'$  of the source point  $S$ , with a limited stigmatism as shown in Fig.3. This figure also shows the chromatic effect appearing when the initial velocity is varied. The evolution of a conical map of rays with  $\theta = 0.1$  rad is shown in fig.4. The previous treatment can be generalized to a 2D potential, provided it allows a separation of variables  $x$  and  $y$ , such as a potential in  $\cos(2\pi x/\Lambda) + \cos(2\pi y/\Lambda)$ . Under such conditions the device behaves at small incidence angles as a spherical lens. It is also worth noting that, with atoms initially spin-polarized in a linear superposition of Zeeman sub-levels, 1D-comoving potentials could be used in atom interferometry, as very efficient beam splitters.

In conclusion, atom optics with so-called meta-media paves the way to a new field of original operations to be performed on matter waves. If the negative index for matter waves can be tuned close to -1, then 100% transmission is expected at normal incidence (zero Fresnel reflection coefficient). In analogy to light wave optics [3], one thus should be able to devise atomic lenses allowing one to re-focus atom waves without diffraction limitations. In particular, the focusing resolution should be below the atomic de Broglie wavelength. Because of the perfect transmission of evanescent waves, one might expect all aberrations to vanish. Indeed evanescent matter waves should be reconstructed properly inside the negative-index medium, implying an enhanced tunnel

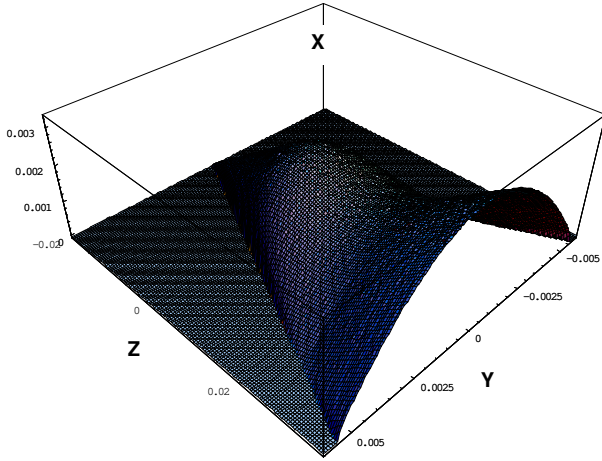


FIG. 4: 3D representation of half a cone of rays issued from a point-like source and making an angle  $\theta = 0.1$  rad with the  $z$  axis. All rays exhibit a negative refraction and finally emerge parallel to their initial direction.

effect, thanks to evanescent wave enhancement in the meta-medium. This has obviously potential applications in atom nano-lithography.

### Acknowledgments

Authors are members of the Institut Francilien de Recherche sur les Atomes Froids (IFRAF).

- 
- [1] H. Lamb, Proc. London Math. Soc. **1**, 473-479 (1904).
  - [2] V.G. Veselago, Sov. Phys. Usp., **10**, 509 (1968).
  - [3] J. Pendry, Phys. Rev. Lett., **85**, 3966 (2000).
  - [4] C. Foteinopoulou *et al.*, Phys. Rev. Lett., **90**, 107401 (2003).
  - [5] A. Sambale, D.G. Welsh, H Trung Dung, S.Y. Buhmann, Archiv :0711.3369v2 [quant-ph].
  - [6] D.R. Smith *et al.* Phys. Rev. Lett., **84**, 4184 (2000).
  - [7] R.A. Shelby *et al.* Appl. Phys. Lett., **78**, 489 (2001).
  - [8] H.J. Lezec, J.A. Dionne, H.A. Atwater, Sci. **316**, 430 (2007).
  - [9] Huanyang Chen, C.T. Chan, Appl. Phys. Lett. **91**, 183518 (2007).
  - [10] Lei Liu *et al.*, J. Appl. Phys., **92**, 5560 (2002).
  - [11] L. Landau and E. Lifschitz, Mcanique Quantique, Mir editions, Moscou (1988).
  - [12] R. Mathevet *et al.* Phys. Rev. A, **56**, 2954 (1997).
  - [13] R. Mathevet, J. Robert and J. Baudon, Phys. Rev. A, **61**, 033604 (2000).
  - [14] J. Grucker, PhD Thesis, University Paris 13 (2007); J. Grucker *et al.* J. Phys. B: At. Mol. Opt. Phys., **41**, 021001 (2008).