

ON THE KONTSEVICH INTEGRAL FOR KNOTTED TRIVALENT GRAPHS

ZSUZSANNA DANCZO

ABSTRACT. In this paper we construct an extension of the Kontsevich integral of knots to knotted trivalent graphs, which commutes with orientation switches, edge deletions, edge unzips, and connected sums. In 1997 Murakami and Ohtsuki [MO] first constructed such an extension, building on Drinfel'd's theory of associators. We construct a step by step definition, using elementary Kontsevich integral methods, to get a one-parameter family of corrections that all yield invariants well behaved under the graph operations above.

1. INTRODUCTION

The goal of this paper is to construct an extension of the Kontsevich integral Z of knots to knotted trivalent graphs. The extension is a universal finite type invariant of knotted trivalent graphs, which commutes with natural operations that are defined on the space of graphs, as well as on the target space of Z . These operations are changing the orientation of an edge; deleting an edge; unzipping an edge (an analogue of cabling of knots); and connected sum.

One reason this is interesting is that several knot properties (such as genus, unknotting number and ribbon property, for example) are definable with short formulas involving knotted trivalent graphs and the above operations. Therefore, such an operation-respecting invariant yields algebraic necessary conditions for these properties, i.e. equations in the target space of the invariant. This idea is due to Dror Bar-Natan, and is described in more detail in [BN2]. The extension of Z is the first example for such an invariant. Unfortunately, the target space of Z is too complicated for it to be useful in a computational sense. However, we hope that by finding sufficient quotients of the target space more computable invariants could be born.

The construction also provides an algebraic description of the Kontsevich integral (of knots and graphs), due to the fact that knotted trivalent graphs are finitely generated, i.e. there's a finite (small) set

Date: May 5, 2010.

of graphs such that any knotted trivalent graph can be obtained from these using the above operations. This is described in more detail in [T]. Since the extension commutes with the operations, it is enough to compute it for the graphs in the generating set. As knots are special cases of knotted trivalent graphs, this also yields an algebraic description of the Kontsevich integral of knots.

The Kontsevich invariant Z was first extended to knotted trivalent graphs by Murakami and Ohtsuki in [MO], and by Cheptea and Le in [CL]. Both papers extend the combinatorial definition of Z , using q -tangles (a.k.a. parenthesized tangles) and building on a significant body of knowledge about Drinfel'd's associators to prove that the extension is a well-defined invariant. When one tries to extend Z naively, replacing knots by knotted trivalent graphs, the result is neither convergent nor an isotopy invariant. Thus, one needs to apply re-normalizations to make it converge, and corrections to make it invariant. Using q -tangles, [MO] and [CL] do not have to deal with the convergence issue, while similar invariance issues arise in both approaches.

The extension constructed in [CL] uses even associators. Cheptea and Le proved that their construction is an isotopy invariant (in part building on [MO]), and that it commutes with orientation switches and edge deletions and is unique if certain local properties are required - in this sense it is the strongest. They also conjecture that it coincides with Murakami and Ohtsuki's construction, which was later confirmed.

The main purpose of this paper is to eliminate the black box quality of the extended invariants, which results partly from the depth of the ingredients that go into them, and partly from the fact that the proofs needed for the constructions are spread over several papers ([MO], [LMMO], [LM1] or [CL], [MO]).

Our construction differs from previous ones in that we build the corrected extension step by step on the naive one. After re-normalizations to make the extension convergent, non-invariance errors arise. We fix some of these by introducing counter terms (corrections) that are precisely the inverses of the errors, and we show that thanks to some "syzygies", i.e. dependencies between the errors, all the other errors get corrected automatically. The proofs involve mainly elementary Kontsevich integral methods and combinatorial considerations.

As a result, we get a series of different corrections that all yield knotted graph invariants. One of these is the Murakami-Ohtsuki invariant.

We note that as a special case, our construction also produces an associator.

Since the construction has many details and there's a risk of the main ideas getting lost among them, Section 2 is an "Executive summary" of the key points and important steps. All the details are omitted here, and follow later in the paper. The purpose of this section is to emphasize what is important and to provide an express lane to those familiar with the topic.

In an effort to make the construction and the inner workings of Z as transparent as possible, Section 3 is dedicated to reviewing the relevant results for the Kontsevich integral of knots. We state all the results that we need, mostly with proofs. The reason for reproducing the proofs is that we need to modify some of them for the results to carry over to graphs, therefore understanding the knot case is crucial for the readability of the paper. Our main reference is a nice exposition by Chmutov and Duzhin, [CD]. This is the source of any theorems and proofs in Section 2, unless otherwise stated. We also use results from Bar-Natan's paper [BN1], which is another good reference for the Kontsevich integral of knots in general. Other references include Kontsevich's original paper [K].

Section 4 is dedicated to defining the necessary framework for the extension and trying (and failing) to naively extend Z to graphs.

In Section 5 we use a baby version of a renormalization technique from quantum field theory to eliminate the divergence that occurs in the case of the naive extension, and prove that the resulting not-quite-invariant has some promising properties.

The bulk of the difficulty lies in Section 6, where we need to find the appropriate correction factors to make the extension an isotopy invariant. This involves some computations and a series of combinatorial considerations, but is done in a fairly elementary way overall. It will turn out that the result will almost, but not quite commute with the unzip operation (and this will happen for any invariant that commutes with edge deletion), so we need to re-normalize the unzip operation to get a fully well behaved invariant.

1.1. Acknowledgments. I am greatly indebted to my advisor, Dror Bar-Natan, for suggesting this project to me, weekly helpful discussions, and proofreading this paper several times. I also wish to express my gratitude to the referee for the thorough reading of the paper and many detailed suggestions.

2. EXECUTIVE SUMMARY

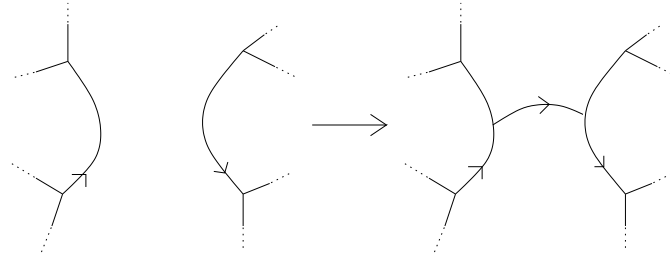
This section contains the main points of the construction, but no details. All the details will follow later in the paper.

Trivalent graphs are graphs with three vertices joining at each vertex. We allow multiple edges, loops, and circles with no vertices. Knotted trivalent graphs are embeddings of trivalent graphs into \mathbb{R}^3 , modulo isotopy. We require all edges to be oriented and framed. In all figures we will use the blackboard framing convention (normal vectors pointing at the reader).

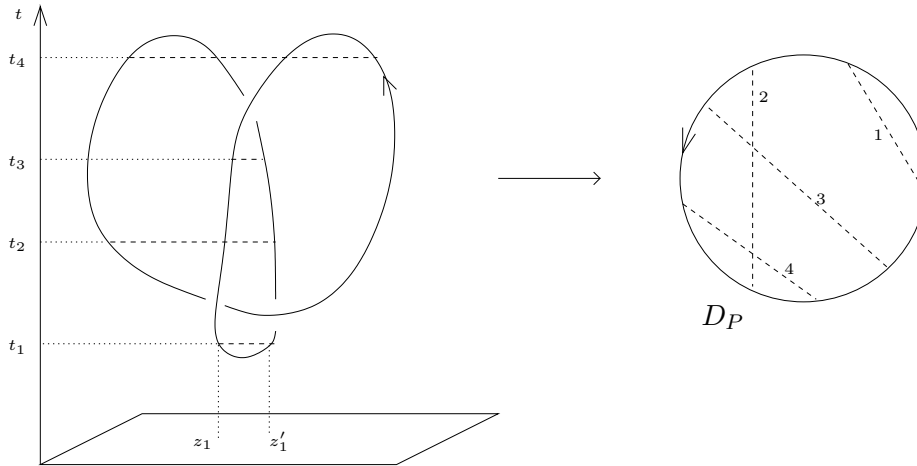
There are four operations of knotted trivalent graphs: orientation switch, edge deletion, edge unzip, and connected sum. When deleting an edge, two vertices cease to exist. Unzip is an analogue of cabling, as shown:



Connected sum depends on choices of edges to connect, and produces two new vertices:



The Kontsevich integral of knots is defined by the following integral formula:



$$Z(K) = \sum_{m=0}^{\infty} \int_{\substack{t_{\min} < t_1 < \dots < t_m < t_{\max} \\ t_i \text{ non-critical}}} \sum_{P=(z_i, z'_i)} \frac{(-1)^{P_{\downarrow}}}{(2\pi i)^m} D_P \prod_{i=1}^m \frac{dz_i - dz'_i}{z_i - z'_i}$$

We naively generalize this to knotted trivalent graphs (or trivalent tangles, defined precisely in Section 4.1), by simply putting graphs in the picture and applying the same formula.

The integral now takes its values in chord diagrams on trivalent graph “skeletons”. These are, just like ordinary chord diagrams, factored out by the $4T$ relation, and one additional relation, called vertex invariance, or VI:

$$(-1)^{\rightarrow} \begin{array}{c} | \\ \diagup \quad \diagdown \\ \text{---} \end{array} + (-1)^{\rightarrow} \begin{array}{c} | \\ \diagdown \quad \diagup \\ \text{---} \end{array} + (-1)^{\rightarrow} \begin{array}{c} | \\ \diagup \quad \diagdown \\ \text{---} \end{array} = 0,$$

where the sign $(-1)^{\rightarrow}$ is -1 if the edge the chord is ending on is oriented to be outgoing from the vertex, and $+1$ if it’s incoming.

We do not mod out by the one term relation, since we don’t want the invariant to be framing-independent.

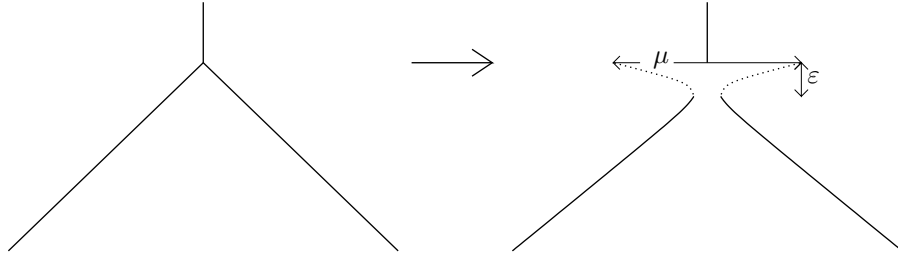
The naively defined extension has promising properties: it preserves the factorization property (multiplicativity) of the ordinary Kontsevich integral, and it is invariant under horizontal deformations that leave the critical points and vertices fixed. It holds promise to be a universal finite type invariant of knotted trivalent graphs. But, unfortunately, it is divergent.

The divergence is caused by “short chords” near the critical points, i.e. chords that are not separated from the critical point by another chord ending – since we didn’t factor out by the one term relation; and short chords near the vertices (which cause a divergence the same way, but we don’t have any reason to factor them out).

The Kontsevich Integral has been previously extended to framed links (and framed tangles) by Le and Murakami in [LM2], [LM3], and by Goryunov in [G]. We use essentially the same method as Le and Murakami, which extends to trivalent vertices easily. Goryunov’s approach is different, using an ε -shift of the knot along a general framing (not necessarily the blackboard framing).

The technique we use (and which [LM2], [LM3] used) is borrowed from quantum field theory: we know exactly what the divergence is, so we “multiply by its inverse”.

We choose a fixed scale μ and open up the strands at each vertex and critical point to width μ , at a small distance ε from the vertex or critical point, as shown for a vertex of a λ shape:



We compute the integral using this picture instead of the original one. We only allow chords between the dotted parts, but not chords coming from far away ending on them. The renormalized integral is the limit of this quantity as ε tends to zero. We do the same for vertices of a Y shape, and critical points.

We will have to insist that we embed the graph in a way that only contains vertices of either λ or Y shapes (I.e, either one edge is locally above the vertex and two are below, creating a λ -shape, or two are above and one below, creating a Y -shape. We do not allow a vertex that is a local minimum or maximum at the same time.) There is of course such an embedding in any isotopy class, however, this will cause some invariance issues later.

The re-normalized version is convergent (this is easy to prove), it retains the good properties of the naive extension, and it is invariant under rigid motions of critical points and vertices (i.e. deformations that do not change the number of critical points or the λ/Y type of the vertices).

There are natural orientation switch, edge delete, edge unzip, and connected sum operations defined on the chord diagrams on graph skeletons, and the re-normalized integral commutes with all these operations.

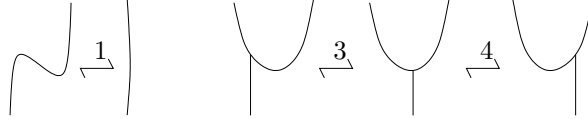
Furthermore, it has sensible behavior under changing the scale μ : an easy computation shows that the value of Z will get multiplied by a simple exponential factor (a chord diagram on two strands) at all vertices and critical points.

The problem with the re-normalized integral is that it is far from being an isotopy invariant: it does not tolerate deformations changing the number of critical points (“straightening humps”- the same problem arises in case of the ordinary Kontsevich integral), or changing the shape of the vertices.

Similar to the knot case, but more complicated, we will have to introduce corrections to make Z an invariant. There are four “correctors”

available: we can put prescribed little chord diagrams on each minimum, maximum, λ -vertex, and Y -vertex. We will call these u , n , λ and Y .

There are eight moves needed for the isotopy invariance of Z , but it can be shown, using several relations (syzygies), that the following three suffice (these will be called moves 1, 3 and 4 later):

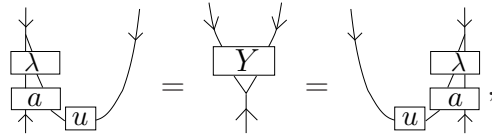


The moves translate to equations between the correctors u , n , λ and Y .

We know how to solve the equation corresponding to move 1, as this was done even in the knot case.

The most difficult step is solving equations 3 and 4. These are obviously not independent, since the leftmost and rightmost sides are vertical mirror images, and the Kontsevich integral of a vertical mirror image is the vertical mirror image. However, it is not true that any set of corrections that fix move 3 will fix move 4 automatically (i.e. there's no missing syzygy). What we need to do is to solve the two equations simultaneously.

We achieve this by showing that moves 3 and 4 are equivalent to the following equations of chord diagrams:



where we “compute” a explicitly, i.e. we express it as the re-normalized Kontsevich integral of the simple tangle \cup .

This is a fairly elementary, but tricky computation.

All we use about a for the invariance though is that it is mirror symmetric, which is obvious from its definition. (We use more of its properties later.)

Looking at the above equations there's an obvious set of corrections that will make Z an isotopy invariant: $\lambda = a^{-1}$, $Y = 1$, $u = 1$, $n = \nu^{-1}$, where n is determined by u the same way it is in the knot case. The element ν is defined by $Z(\smile)$. Note that what we denote by ν is denoted by ν^{-1} in much of the literature ([LMMO], [MO], [O], [LMO]), and that ν^{-1} is also known as the invariant of the unknot. Some attention needs to be paid to edge orientations, to make sure Z commutes with orientation switches.

To show that the resulting invariant commutes with edge deletion and connected sum, we use another property of a that is almost obvious from its expression as a value of Z .

By rearranging the equations, we produce a one-parameter family of corrections all yielding isotopy invariants, one of these is the set of corrections used by Murakami and Ohtsuki.

Finally, we show that unfortunately, no invariant will commute at the same time with the edge delete and edge unzip operations, as they are defined, so we re-normalize the unzip operation to make Z fully well-behaved. This amounts to observing what the error is and multiplying by its inverse.

3. A QUICK OVERVIEW OF THE KONTSEVICH INTEGRAL FOR KNOTS

The reference for everything in this section, unless otherwise stated, is [CD].

3.1. Finite type invariants and the algebra \mathcal{A} . The theory of finite type (or Vassiliev) invariants grew out of the idea of V. Vassiliev to extend knot invariants to the class of singular knots. By a singular knot we mean a knot with a finite number of simple (transverse) double points. The extension of a \mathbb{C} -valued knot invariant f follows the rule

$$f(\times) = f(\nearrow) - f(\nwarrow).$$

A *finite type (Vassiliev) invariant* is a knot invariant whose extension vanishes on all knots with more than n double points, for some $n \in \mathbb{N}$. The smallest such n is called the *order*, or *type* of the invariant.

The set of all Vassiliev invariants forms a vector space \mathcal{V} , which is filtered by the subspaces \mathcal{V}_n , the Vassiliev invariants of order at most n :

$$\mathcal{V}_0 \subseteq \mathcal{V}_1 \subseteq \mathcal{V}_2 \subseteq \dots \subseteq \mathcal{V}_n \subseteq \dots \subset \mathcal{V}$$

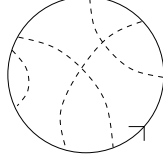
This filtration allows us to study the simpler associated graded space:

$$gr\mathcal{V} = \mathcal{V}_0 \oplus \mathcal{V}_1/\mathcal{V}_0 \oplus \mathcal{V}_2/\mathcal{V}_1 \oplus \dots \oplus \mathcal{V}_n/\mathcal{V}_{n-1} \oplus \dots$$

The components $\mathcal{V}_n/\mathcal{V}_{n-1}$ are best understood in terms of *chord diagrams*.

A *chord diagram* of order n is an oriented circle with a set of n *chords* all of whose endpoints are distinct points of the circle (see the figure below). The actual shape of the chords and the exact position

of endpoints are irrelevant, we are only interested in the pairing they define on the $2n$ cyclically ordered points:



The *chord diagram of a singular knot* $S^1 \rightarrow S^3$ is the oriented circle S^1 with the pre-images of each double point connected by a chord.

Let \mathcal{C}_n be the vector space spanned by all chord diagrams of order n .

Let F_n be the vector space of all \mathbb{C} -valued linear functions on \mathcal{C}_n .

A Vassiliev invariant $f \in \mathcal{V}_n$ determines a function $[f] \in F_n$ defined by $[f](C) = f(K)$, where K is any singular knot whose chord diagram is C .

The fact that $[f]$ is well defined (does not depend on the choice of K) can be seen as follows: If K_1 and K_2 are two singular knots with the same chord diagram, then they can be projected on the plane in such a way that their knot diagrams coincide except possibly at a finite number of crossings, where K_1 may have an over-crossing and K_2 an under-crossing or vice versa. But since f is an invariant of order n and K has n double points, a crossing flip does not change the value of f (since the difference would equal to the value of f on an $(n+1)$ -singular knot, i.e. 0).

The kernel of the map $\mathcal{V}_n \rightarrow F_n$ is, by definition, \mathcal{V}_{n-1} . Thus, what we have defined is an inclusion $i_n : \mathcal{V}_n/\mathcal{V}_{n-1} \rightarrow F_n$. The image of this inclusion (i.e. the set of linear maps on chord diagrams that come from Vassiliev invariants) is described by two relations:

4T, the four-term relation:

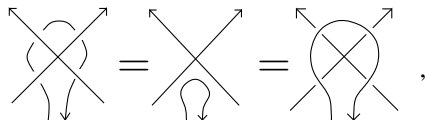
$$f(\text{diagram 1}) - f(\text{diagram 2}) + f(\text{diagram 3}) - f(\text{diagram 4}) = 0,$$

for an arbitrary fixed position of $(n - 2)$ chords (not drawn here) and the two additional chords as shown.

This follows from the following fact of singular knots:

$$f(\text{diagram 1}) + f(\text{diagram 2}) + f(\text{diagram 3}) + f(\text{diagram 4}) = 0,$$

which is easy to show using the following isotopy:



(or by resolving both double points).

FI, the framing independence relation (a.k.a. **One-term** relation):

$$f(\text{circle with dotted arcs}) = 0,$$

which follows from the Reidemeister one move of knot diagrams.

(The dotted arcs here and on the following pictures mean that there might be further chords attached to the circle, the positions of which are fixed throughout the relation.)

To explain the name of this relation, let us say a word about framed knots. A *framing* on a curve is a smooth choice of a normal vector at each point of the curve, up to isotopy. This is equivalent to “thickening” the curve into a band, where the band would always be orthogonal to the chosen normal vector. A knot projection (knot diagram) defines a framing (“blackboard framing”), where we always choose the normal vector that is normal to the plane that we project to. Every framing (up to isotopy) can be represented as a blackboard framing, for some projection.

If we were to study framed knots, these are in one-to-one correspondence to knot diagrams modulo Reidemeister moves $R2$ and $R3$, as $R1$ adds or eliminates a twist, i.e. it changes the framing.

The framing independence relation arises from $R1$, meaning that the knot invariants we work with are independent of any framing on the knot. This will change later in the paper as we turn to graphs.

We define the algebra \mathcal{A} , as a direct sum of the vector spaces \mathcal{A}_n generated by chord diagrams of order n considered modulo the FI and 4T relations. By an abuse of notation, from now on we consider 4T and FI to be relations in \mathcal{C}_n , i.e. define the appropriate (sums of) chord diagrams to be zero. The multiplication on \mathcal{A} is defined by the connected sum of chord diagrams, which is well defined thanks to the 4T relations (for details, see for example [BN1]).

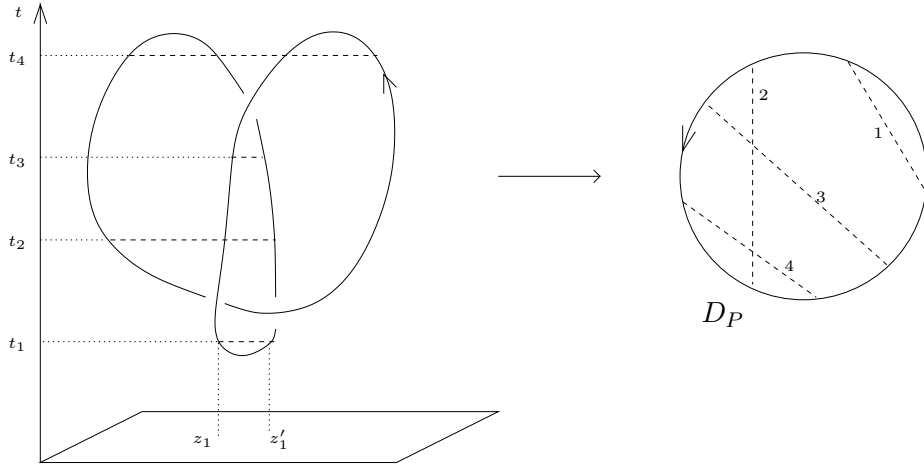
The \mathbb{C} -valued linear functions on \mathcal{A}_n are called *weight systems of order n* . The above construction shows that every Vassiliev invariant defines a weight system of the same order.

The famous theorem of Kontsevich, also known as the Fundamental Theorem of Finite Type Invariants, asserts that every weight system

arises as the weight system of a finite type invariant. The proof relies on the construction of a *universal finite type invariant*, called the Kontsevich Integral Z , which takes its values in the graded completion of \mathcal{A} . Given a weight system, one gets the appropriate finite type invariant by pre-composing with Z .

3.2. The definition of the Kontsevich Integral. Let us represent \mathbb{R}^3 as a direct product of a complex plane \mathbb{C} with coordinate z and a real line with coordinate t . Let the knot K be embedded in $\mathbb{C} \times \mathbb{R}$ in such a way that the coordinate t is a Morse function on K .

The *Kontsevich integral* of K is an element in the graded completion of \mathcal{A} , defined by the following formula:



$$Z(K) = \sum_{m=0}^{\infty} \int_{\substack{t_{min} < t_1 < \dots < t_m < t_{max} \\ t_i \text{ non-critical}}} \sum_{P=(z_i, z'_i)} \frac{(-1)^{P_{\downarrow}}}{(2\pi i)^m} D_P \bigwedge_{i=1}^m \frac{dz_i - dz'_i}{z_i - z'_i}$$

In the formula, t_{min} and t_{max} are the minimum and maximum of the function t on K .

The integration domain is the m -dimensional simplex $t_{min} < t_1 < \dots < t_m < t_{max}$ divided by the critical values into a number of connected components. The number of summands in the integral is constant in each of the connected components.

In each plane $\{t = t_j\}$ choose an unordered pair of distinct points (z_j, t_j) and (z'_j, t_j) on K , so that $z_j(t_j)$ and $z'_j(t_j)$ are continuous functions. P denotes the set of such pairs for each j . The integrand is the sum over all choices of P .

For a pairing P , P_{\downarrow} denotes the number of points (z_j, t_j) or (z'_j, t_j) in P where t decreases along the orientation of K .

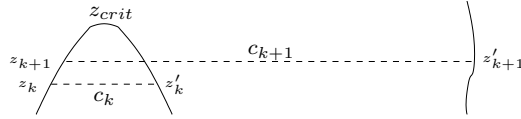
D_P denotes the chord diagram obtained by joining each pair of points in P by a chord, as the figure shows.

Over each connected component, z_j and z'_j are smooth functions. By $\bigwedge_{i=1}^m \frac{dz_i - dz'_i}{z_i - z'_i}$ we mean the pullback of this form to the simplex.

The term of the Kontsevich integral corresponding to $m = 0$ is, by convention, the only chord diagram with no chords, with coefficient one, i.e, the unit of the algebra \mathcal{A} . From now on, we will refer to this element as $1 \in \mathcal{A}$.

3.3. Convergence. Let us review the proof of the fact that each integral in the above formula is convergent. By looking at the definition, one observes that the only way the integral may not be finite is the $(z_i - z'_i)$ in the denominator getting arbitrarily small near the critical points (the boundaries of the connected components of the integration domain). This only happens near a local minimum or maximum in the knot - otherwise the minimum distance between strands is a lower bound for the denominator.

If a chord c_k is separated from the critical value by another “long” chord c_{k+1} ending closer to the critical value, as shown below, then the smallness in the denominator corresponding to chord c_k will be canceled by the smallness of the integration domain for c_{k+1} , hence the integral converges:



The integral for the long chord can be estimated as follows (using the picture’s notation):

$$\left| \int_{t_k}^{t_{crit}} \frac{dz_{k+1} - dz'_{k+1}}{z_{k+1} - z'_{k+1}} \right| \leq C \left| \int_{t_k}^{t_{crit}} d(z_{k+1} - z'_{k+1}) \right| =$$

$$C |(z_{crit} - z_k) - (z_{k+1}(t_{crit}) - z'_{k+1}(t_k))| \leq C' |z_k - z'_k|$$

For some constants C and C' . So the integral for the long chord is as small as the denominator for the short chord, therefore the integral converges.

Thus, the only way a divergence can occur is the case of an isolated chord, i.e. a chord near a critical point that is not separated from it by any other chord ending. But, by the one term relation, chord diagrams containing an isolated chord are declared to be zero, which makes the divergence of the corresponding integral a non-issue.

3.4. Invariance. Since horizontal planes cut the knot into tangles, we will use tangles and their properties to prove the invariance of the Kontsevich integral in the class of Morse knots.

By a *tangle* we mean a 1-manifold embedded in $[0, 1]^3$, whose boundary is the union of k points on the bottom face of the cube, positioned at

$$\left(\frac{1}{k+1}, \frac{1}{2}, 0\right), \dots, \left(\frac{k}{k+1}, \frac{1}{2}, 0\right);$$

and l points on the top face, positioned at

$$\left(\frac{1}{l+1}, \frac{1}{2}, 1\right), \dots, \left(\frac{l}{l+1}, \frac{1}{2}, 1\right).$$

Two tangles are considered equal if there is an isotopy of the cubes that fixes their boundary and takes one tangle to the other.

Tangles can be multiplied by stacking one cube on top of another and rescaling, if the number of endpoints match.

A *tangle chord diagram* is a tangle supplied with a set of *horizontal* chords considered up to a diffeomorphism of the tangle that preserves the horizontal fibration.

Multiplication of tangles induces a multiplication of tangle chord diagrams in the obvious way.

If T is a tangle, the space \mathcal{A}_T is a vector space generated by all chord diagrams on T , modulo the set of *tangle one- and four-term relations*:

The tangle one-term relation (or framing independence): A tangle chord diagram with an isolated chord is equal to zero in \mathcal{A}_T .

The tangle $4T$ relation: Consider a tangle consisting of n parallel vertical strands. Denote by t_{ij} the chord diagram with a single horizontal chord connecting the i -th and j -th strands, multiplied by $(-1)^\downarrow$, where \downarrow stands for the number of endpoints of the chord lying on downward-oriented strands.

$$t_{ij} = (-1)^\downarrow \left| \begin{array}{c} \dots \\ \dots \\ \dots \end{array} \right| \begin{array}{c} \dots \\ \dots \\ \dots \end{array} \left| \begin{array}{c} \dots \\ \dots \\ \dots \end{array} \right| \begin{array}{c} \dots \\ \dots \\ \dots \end{array} \left| \begin{array}{c} \dots \\ \dots \\ \dots \end{array} \right|$$

The tangle $4T$ relation can be expressed as a commutator in terms of the t_{ij} 's:

$$[t_{ij} + t_{ik}, t_{jk}] = 0.$$

One can check that by closing the three vertical strands into a circle respecting their orientations, the tangle $4T$ relation carries over into the ordinary $4T$ relation.

We take the opportunity here to mention a useful lemma, a slightly different version of which appears in D. Bar-Natan's paper [BN1], and a special case is stated in Murakami and Ohtsuki, [MO]. This is a direct consequence of the tangle $4T$ relations:

Lemma 3.1. Locality. *Let T be the tangle consisting of n parallel vertical strands, and D be any chord diagram such that no chords end on the n -th string. Let S be the sum $\sum_{i=1}^{n-1} t_{in}$ in \mathcal{A}_T . Then S commutes with D in \mathcal{A}_T .*

The Kontsevich integral is defined for tangles the same way it is defined for knots.

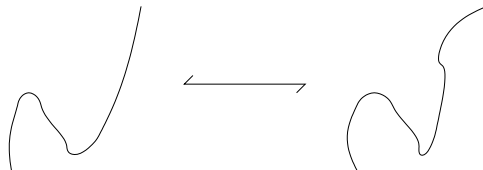
By Fubini's theorem, it is multiplicative:

$$Z(T_1)Z(T_2) = Z(T_1T_2),$$

whenever the product T_1T_2 is defined.

This implies the important fact that the Kontsevich integral of the (vertical, and by the invariance results, any) connected sum of knots is the product (in the algebra \mathcal{A} of chord diagrams) of the Kontsevich integrals of the summands. By the invariance results this will generalize to any connected sum. We will sometimes refer to this as the factorization property, or multiplicativity.

Proposition 3.2. *The Kontsevich integral is invariant under horizontal deformations (deformations preserving the t coordinate) of the knot that leave the critical points fixed.*



Proof. Let us decompose the knot into a product of tangles without critical points, and other (“thin”) tangles containing one unique critical point.

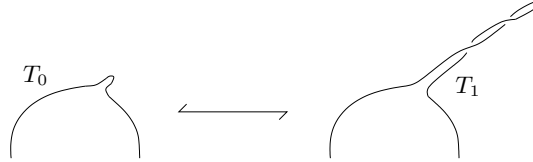
The following lemma addresses the case of tangles without critical points. The proposition then follows from the lemma by taking a limit. (See [CD] for more details.) \square

Lemma 3.3. *Let T_0 be a tangle without critical points and T_λ a horizontal deformation of T_0 into T_1 , such that T_λ fixes the top and the bottom of the tangle. Then $Z(T_0) = Z(T_1)$.*

We will use this lemma as an ingredient without any modification, so we omit the proof here, which uses Stokes Theorem and the fact that the differential form inside the integral is exact. Details can be found in [CD], for example.

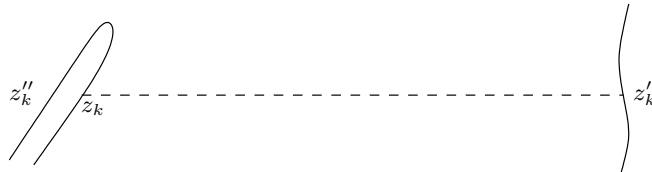
The next lemma is the only one where we go into more detail than Chmutov and Duzhin in [CD]. We will need a modification of this proof in the graph case, so we felt it was important to use rigorous notation and touch on the fine points.

Proposition 3.4. Moving critical points. *Let T_0 and T_1 be two tangles that differ only in a thin needle (possibly twisted), as in the figure, such that each level $\{t = c\}$ intersects the needle in at most two points and the distance between these is at most ε . Then $Z(T_0) = Z(T_1)$.*



Proof. $Z(T_0)$ and $Z(T_1)$ can only differ in terms with a chord ending on the needle. If the chord closest to the end of the needle connects the two sides of the needle (isolated chord), then the corresponding diagram is zero by the FI (1T) relation.

So, we can assume that the one closest to the needle's end is a “long chord”, suppose the endpoint belonging to the needle is (z_k, t_k) . Then, there's another choice for the k -th chord which touches the needle at the opposite point (z''_k, t_k) , as the figure shows, and D_P will be the same for these two choices.



The corresponding two terms appear in $Z(T_1)$ with opposite signs due to $(-1)^{P_\downarrow}$, and the difference of the integrals can be estimated as follows:

$$\begin{aligned}
& \left| \int_{t_{k-1}}^{t_c} d(\ln(z_k - z'_k)) - \int_{t_{k-1}}^{t_c} d(\ln(z''_k - z'_k)) \right| = \left| \ln \left(\frac{z''_k(t_{k-1}) - z'_k(t_{k-1})}{z_k(t_{k-1}) - z'_k(t_{k-1})} \right) \right| = \\
& = \left| \ln \left(1 + \frac{z''_k(t_{k-1}) - z_k(t_{k-1})}{z_k(t_{k-1}) - z'_k(t_{k-1})} \right) \right| \leq C |z''_k(t_{k-1}) - z_k(t_{k-1})| \leq C\varepsilon,
\end{aligned}$$

where t_c is the value of t at the tip of the needle, and C is a constant depending on the minimal distance of the needle to the rest of the knot.

If the next, $(k-1)$ -th chord is long, then the double integral corresponding to the k -th and $(k-1)$ -th chords is at most:

$$\begin{aligned}
& \left| \int_{t_{k-2}}^{t_c} \left(\int_{t_{k-1}}^{t_c} d(\ln(z_k - z'_k)) - \int_{t_{k-1}}^{t_c} d(\ln(z''_k - z'_k)) \right) d(\ln(z_{k-1} - z'_{k-1})) \right| \leq \\
& \leq C\varepsilon \left| \int_{t_{k-2}}^{t_c} d(\ln(z_{k-1} - z'_{k-1})) \right| = C\varepsilon \left| \ln \frac{z_{k-1}(t_c) - z'_{k-1}(t_c)}{z_{k-1}(t_{k-2}) - z'_{k-1}(t_{k-2})} \right| \leq \\
& \leq CC'\varepsilon,
\end{aligned}$$

where C' is another constant depending on the ratio of the biggest and smallest horizontal distance from the needle to the rest of the knot.

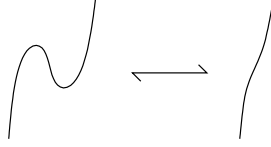
If the $(k-1)$ -th chord is short, i.e. it connects z_{k-1} and z'_{k-1} that are both on the needle, then we can estimate the double integral corresponding to the k -th and $(k-1)$ -th chords:

$$\begin{aligned}
& \left| \int_{t_{k-2}}^{t_c} \left(\int_{t_{k-1}}^{t_c} d(\ln(z_k - z'_k)) - \int_{t_{k-1}}^{t_c} d(\ln(z''_k - z'_k)) \right) \frac{dz'_{k-1} - dz_{k-1}}{z'_{k-1} - z_{k-1}} \right| \leq \\
& \leq C \left| \int_{t_{k-2}}^{t_c} (z''_k(t_{k-1}) - z_k(t_{k-1})) \frac{dz'_{k-1} - dz_{k-1}}{|z'_{k-1} - z_{k-1}|} \right| = \\
& = C \left| \int_{t_{k-2}}^{t_c} d(z'_{k-1} - z_{k-1}) \right| = C |z'_{k-1}(t_{k-2}) - z_{k-1}(t_{k-2})| \leq C\varepsilon.
\end{aligned}$$

Continuing to go down the needle, we see that the difference between $Z(T_0)$ and $Z(T_1)$ in degree n is proportional to $(C'')^n \varepsilon$, for a constant $C'' = \max\{C, C'\}$, and by horizontal deformations we can make ε tend to zero, therefore the difference tends to zero. This proves the proposition. \square

This proves the invariance of the Kontsevich integral in the class of Morse knots: To move critical points, one can form a sharp needle using horizontal deformations only, then shorten or lengthen the needles arbitrarily, then deform the knot as desired by horizontal deformations.

However, Z is not invariant under “straightening humps”, i. e. deformations that change the number of critical points, as shown below. (We note that straightening the mirror image of the hump shown is equivalent to this one, see Section 6 for the details.)



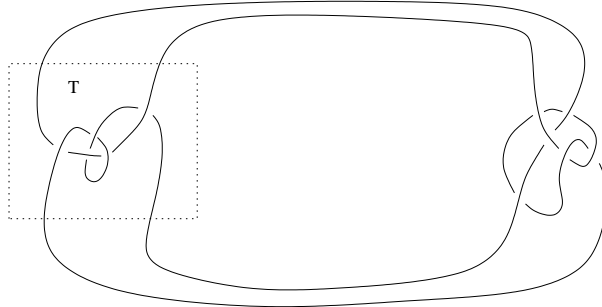
To fix this problem, we apply a correction, using the following proposition:

Proposition 3.5. *Let K and K' be two knots differing only in a small hump in K' that is straightened in K (as in the figure). Then*

$$Z(K') = Z(K)Z(\bigcirc \cap \cap).$$

This proposition is a consequence of the following lemma:

Lemma 3.6. Faraway strands don’t interact. *Let K be a Morse knot with a distinguished tangle T , with t_{bot} and t_{top} being the minimal and maximal values of t on T . Then, in the formula of the Kontsevich integral, for those components whose projection on the t_j axis is contained in $[t_{bot}, t_{top}]$, it is enough to consider pairings where either both points (z_j, t_j) and (z'_j, t'_j) belong to T , or neither do.*



Proof. (Sketch) We can shrink the tangle T into a narrow box of width ε , and do the same for the rest of the knot between heights t_{bot} and t_{top} . It’s easy to see that the value of the integral corresponding to “long” chords (connecting the tangle to the rest of the knot) then tends to zero. \square

Now let us sketch the proof of Proposition 3.5:

Proof. The proposition follows by choosing T to include just the hump, i.e. there will be no long chords connecting the hump to the rest of the knot in K' or in \bigcirc .

Also, there cannot be any chords above or below the hump, since the highest (resp. lowest) of those would be an isolated chord. \square

Detailed proofs of the previous two statements can be found in [CD]

Since the constant term of $Z(\bigcirc)$ is 1, it has a reciprocal in the graded completion of \mathcal{A} (i.e. formal infinite series of chord diagrams). Using this we can now define an honest knot invariant Z' by setting

$$Z'(K) = \frac{Z(K)}{Z(\bigcirc)^{c/2}},$$

where c is the number of critical points in the Morse embedding of K that we use to compute Z .

3.5. Universality. Here we state Kontsevich's theorem, and the main idea of the proof, which will apply in the case of the extension to graphs word by word. A complete, detailed proof can be found in [CD] or [BN1], and Kontsevich's paper [K].

Theorem 3.7. *Let w be a weight system of order n . Then there exists a Vassiliev invariant of order $\leq n$ whose weight system is w , given by the formula*

$$K \mapsto w(Z'(K)).$$

This property of Z' is referred to as being a *universal finite type invariant*.

Proof. (Sketch.) Let D be a chord diagram of order n , and K_D a singular knot with chord diagram D . The theorem follows from the fact that

$$Z'(K_D) = D + \{\text{higher order terms}\}.$$

Since the denominator of Z' always begins with 1 (the unit of \mathcal{A}), it is enough to prove that

$$Z(K_D) = D + \{\text{higher order terms}\}.$$

Because of the factorization property and the fact that faraway strands don't interact (Lemma 3.6), we can think locally. Around a single double point, we need to compute the difference of Z on an over-crossing and an under-crossing. These can be deformed as follows:

$$Z(\times) - Z(\times) = Z(\overrightarrow{\searrow}) - Z(\overleftarrow{\searrow}).$$

Since the crossings on the bottom are now identical, by the factorization property, it's enough to consider

$$Z(\text{diagram}) - Z(\uparrow \downarrow).$$

$Z(\uparrow \downarrow)$ equals 1 (the unit of $\mathcal{A}(\uparrow_2)$, where $\mathcal{A}(\uparrow_2)$ stands for chord diagrams on two upward oriented vertical strands), as both $z_i(t)$ and $z'_i(t)$ are constant.

In $Z(\text{diagram})$, the first term is 1, as always, so this will cancel out in the difference. The next term is the chord diagram with one single chord, and this has coefficient $\frac{1}{2\pi i} \int_{t_{min}}^{t_{max}} \frac{dz-dz'}{z-z'} = 1$, by Cauchy's theorem.

So the lowest degree term of the difference is a single chord with coefficient one.

Now putting K_D together, the lowest degree term in $Z(K_D)$ will be a chord diagram that has a single chord for each double point, which is exactly D .


□

4. THE NAIVE EXTENSION

4.1. Knotted trivalent graphs. Let us first state the necessary definitions and basic properties.

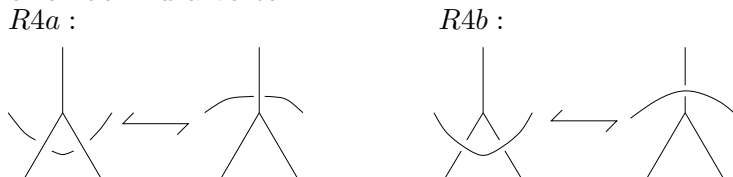
A *trivalent graph* is a graph which has three edges meeting at each vertex. We will require that all edges be oriented. We allow multiple edges; loops (i.e. edges that begin and end at the same vertex); and circles (i.e. edges without a vertex).

A *knotted trivalent graph (KTG)* is an isotopy class of embeddings of a fixed such graph in \mathbb{R}^3 . (So in particular, knots and links are knotted trivalent graphs.) We will also require edges to be equipped with a framing, i. e. a choice of a normal vector field, which is smooth along the edges and is chosen so that the three normal vectors agree at the vertices. We can imagine the graph being a “band graph”, with thickened edges, as shown in the picture.



Isotopy classes of KTG's are in one to one correspondence with graph diagrams (projections onto a plane with only transverse double points preserving the over- and under-strand information at the crossings), modulo the Reidemeister moves $R2$, $R3$ and $R4$ (first defined for graphs in [Y]). $R1$ is omitted because we're working with framed graphs, $R2$

and $R3$ are the same as in the knot case. $R4$ involves moving a strand in front of or behind a vertex:



Trivalent tangles are defined the same way as tangles, with the difference that we allow trivalent vertices inside the cube. In other words, a trivalent tangle is a uni-trivalent graph embedded in a cube, such that the positions of the univalent vertices are fixed on the bottom and top faces of the cube, as before. Here we require the edges to be oriented and framed, and regard trivalent tangles up to boundary-fixing ambient isotopy.

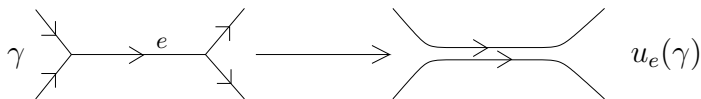
Trivalent tangles with the appropriate numbers of edge endings can be multiplied the same way as ordinary tangles, by stacking the cubes and rescaling.

There are four operations defined on KTG's:

Given a trivalent graph (knotted or not) Γ and an edge e of Γ , we can *switch the orientation* of e . We denote the resulting graph by $S_e(\Gamma)$.

We can also *delete* the edge e , which means the two vertices at the ends of e also cease to exist to preserve the trivalence. To do this, it is required that the orientations of the two edges connecting to e at either end match. The resulting graph will be denoted by $d_e(\Gamma)$.

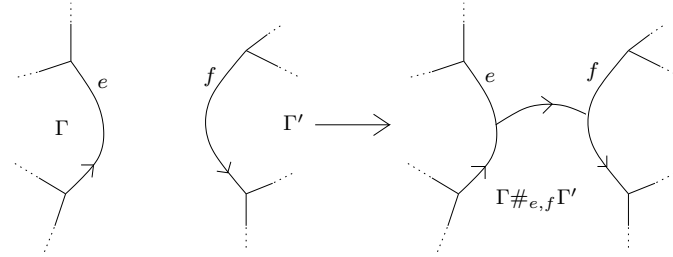
Unzipping the edge e (denoted $u_e(\gamma)$ for a KTG γ , see figure below) means replacing it by two edges that are very close to each other - to do this we use the framing, and thus unzip is only well defined on a KTG. The two vertices at the ends of e will disappear. (It can be imagined as cutting the band of e in half lengthwise.) Again, the orientations have to match, i.e. the edges at the vertex where e begins have to both be incoming, while the edges at the vertex where e ends must both be outgoing.



We would like to stress here that the unzip of an edge of an unknotted trivalent graph Γ is not well-defined: there are two possible ways of connecting the two edges on the left with the two edges on the right. In the future, when we write “ $u_e(\Gamma)$ ”, we will be referring to the combinatorial object (skeleton) behind the well-defined knotted trivalent graph $u_e(\gamma)$.

Another approach to handle this inconvenience is to have trivalent graphs (knotted or not) come equipped with a vertex orientation, i.e. a cyclic ordering of the edges at each vertex, which makes the unzip well-defined. [MO], for example, uses this version of the definition of KTG's.

Given two graphs with selected edges (Γ, e) and (Γ', f) , the *connected sum* of these graphs along the two chosen edges, denoted $\Gamma \#_{e,f} \Gamma'$, is obtained by joining e and f by a new edge. For this to be well-defined, we also need to specify the direction of the new edge, the framing on it, and, thinking of e and f as bands, which side of the bands the new edge is attached to. To compress notation, let us declare that the new edge be oriented from Γ towards Γ' , have no twists, and, using the blackboard framing, be attached to the right side of e and f , as shown:



4.2. The algebra $\mathcal{A}(\Gamma)$. The extended integral will take its values in the algebra $\mathcal{A}(\Gamma)$, which consists of chord diagrams on the *skeleton* Γ , the trivalent graph (as a combinatorial object, not as embedded in \mathbb{R}^3), and is again factored out by the same four term relations, along with one more class of relations called the vertex invariance, or *VI*, relations (branching relation in [MO]):

$$(-1)^{\rightarrow} \begin{array}{c} | \\ \diagup \quad \diagdown \\ \text{---} \end{array} + (-1)^{\rightarrow} \begin{array}{c} | \\ \diagdown \quad \diagup \\ \text{---} \end{array} + (-1)^{\rightarrow} \begin{array}{c} | \\ \diagup \quad \diagdown \\ \text{---} \end{array} = 0$$

Here, the sign $(-1)^{\rightarrow}$ is -1 if the edge the chord is ending on is oriented to be outgoing from the vertex, and $+1$ if it's incoming.

The vertex invariance relation arises, topologically, the same way as the $4T$ relation, i.e. any weight system of a finite type invariant of knotted trivalent graphs (defined the same way as for knots) will be zero on the above sum of chord diagrams. To prove this we can either use the same isotopy that was used for the $4T$ relation, or Reidemeister 4.

We are going to study invariants of framed graphs, hence we will not factor out by the one-term (or framing independence) relation.

There are several reasons to do this, one being that the unzip operation uses the framing, so it's natural to want invariants to be perceptive of it as well. Also, while up to isotopy, all the information in a framing of a knot can be described by an integer (the number of twists), this is no longer true for graphs. A "local" twist of an edge can, through an isotopy, become a "global" twist of two other edges connecting to it at a vertex. Therefore, one can argue that framing is a more interesting property of graphs than of knots. Motivation for studying a framed version of the Kontsevich integral for links arises from the relationship to 3-manifolds, through surgery (see [BN1]; [LMO]; [O]; [W]).

Now let us define operations on the spaces $\mathcal{A}(\Gamma)$:

Given a graph Γ and an edge e , the orientation switch operation is a linear map $S_e : \mathcal{A}(\Gamma) \rightarrow \mathcal{A}(s_e(\Gamma))$ that multiplies a chord diagram D by $(-1)^k$ where k is the number of chords in D ending on e . This generalizes the antipode map on Jacobi diagrams, which corresponds to the orientation reversal of knots (see [O], p.136).

Edge delete is a linear map $d_e : \mathcal{A}(\Gamma) \rightarrow \mathcal{A}(d_e(\Gamma))$, defined as follows: when the edge e is deleted, all diagrams that had a chord ending on e will become zero, with all other chords unchanged. Edge delete is the generalization of the co-unit map of [O] (p.136), and [BN1].

There is an operation on $\mathcal{A}(O)$ corresponding to the cabling of knots: references include [BN1] (splitting map) and [O] (co-multiplication). The graph unzip operation is the graph analogy of cabling, so the corresponding map is analogous as well:

Unzip is a linear map $u_e : \mathcal{A}(\Gamma) \rightarrow \mathcal{A}(u_e(\Gamma))$. When e is unzipped, each chord that ends on it will be replaced by a sum of two chords, one ending on each new edge (i.e., if k chords end on e , then u_e will send this particular chord diagram to a sum of 2^k chord diagrams).

For graphs Γ and Γ' , with edges e and e' , the connected sum $\#_{e,e'} : \mathcal{A}(\Gamma) \times \mathcal{A}(\Gamma') \rightarrow \mathcal{A}(\Gamma \#_{e,e'} \Gamma')$ is defined in the obvious way, by performing the connect sum operation on the skeletons and not changing the chords in any way. This is well defined due to the $4T$ and VI relation. (What needs to be proved is that we can move a chord ending over the attaching point of the new edge; this is done in the same spirit as the proof of Lemma 3.1 in [BN1], using "hooks"; see also [MO], figure 4.)

It is easy to check that all the operations are well-defined (agree with the $4T$ and VI relations).

4.3. The naive Kontsevich integral of a graph. We can try to extend the definition to knotted trivalent graphs (and trivalent tangles) the natural way: consider a Morse embedding of the graph (or tangle) in \mathbb{R}^3 , and define the integral by the same formula, requiring that t_1, \dots, t_n are non-critical and also not the heights of vertices. (We do not do any correction or renormalization yet.)

4.4. The good properties. The ordinary Kontsevich integral has several nice properties which, we can realistically hope, should hold true for the extension and corresponding graph operations:

- **Factorization property.**

The extension of the integral would obviously preserve the factorization property of the Kontsevich integral, meaning that it would be multiplicative with respect to stacking trivalent tangles and the (vertical) connected sum of graphs (i.e. it would commute with the connected sum operation).

- **Nice behavior under orientation switches.**

Z will commute with the orientation switch operation due to the signs $(-1)^{\downarrow}$ in the formula that defines Z . (In other words, when we switch the orientation of an edge, the coefficients of each chord diagram in the result of the integral will be multiplied by $(-1)^k$, where k is the number of chords ending on the edge we switched the orientation of).

- **Nice behavior under the vertical edge delete operation.**

Let us (wrongly) assume that our extension is a convergent knotted graph invariant. Consider an embedding of the graph in which the edge e to delete is a straight vertical line, with the top vertex forming a Y , the bottom vertex a λ . (Obviously such an embedding exists within each isotopy class.)

Now, if we delete the edge e , then in the result of the integral, every chord diagram in which a chord ended on e would disappear (declare these to be zero), and the coefficient of any other chord diagram stays unchanged (as the integral used to compute it is unchanged). In other words, the extended Kontsevich integral commutes with the edge delete operation.

- **Nice behavior under vertical unzip.**

Let the embedding of the graph be as above. When we unzip the vertical edge e , we do it so that the two new edges are parallel and very close to each other.

In the result of the integral, the chord diagrams that contained k chords ending on e will be replaced by a sum of 2^k

chord diagrams, as each chord is replaced by “the sum of two chords”, one of them ending on the first new edge, the other ending on the second. (Since for each choice of z_i on e we will now have two choices.) The coefficient for the sum of these new diagrams will be the same as the coefficient of their “parent”, (since the two new edges are arbitrarily close to each other).

If we were to choose a chord to have both ends on the two new parallel edges, the resulting integral will be zero, as $z_i - z'_i$ will be a constant function.

Again, the coefficients of the diagrams that don’t involve chords ending on e are unchanged. Therefore, the extended Kontsevich integral, assuming it exists and is an invariant, will commute with the unzip operation.

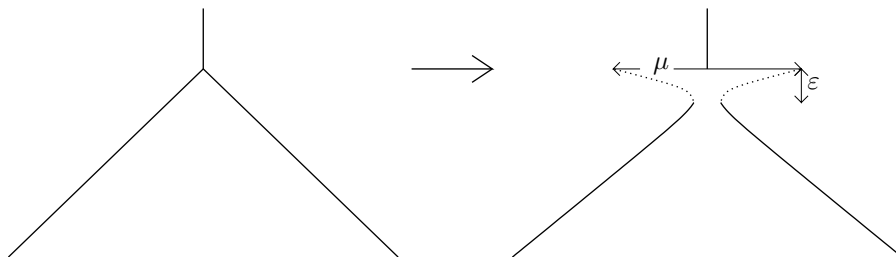
4.5. The problem. The problem with the extension is that the integral, as defined above, is divergent. Causing this are the possible short chords near a vertex (i.e. those not separated from a vertex by another chord ending). These are just like the isolated chords in the knot case, but, contrary to the knot case, we have no reason to factor out by all the chord diagrams containing such chords.

Also, if we want to drop the 1T relation for the sake of working with framed graphs, we have to fix the divergence coming from the isolated chords near critical points as well.

5. ELIMINATING THE DIVERGENCE

To eliminate the divergence we have to re-normalize at the vertices, and critical point. We do this using a simple version of a renormalization technique from quantum field theory: we know the exact type of divergence, and thus we “divide by it” to get a convergent integral.

5.1. The re-normalized integral Z_2 . First let us restrict our attention to a vertex of a “ λ ” shape. Fix a scale μ and chose a small ε . We change the integral at the vertex by “opening up” the two lower strands at a distance ε from the vertex, to a width μ at the height of the vertex.



The old strands (solid lines on the picture) up to distance ε from the vertex, and above the vertex, will be “globally active”, meaning that we allow any chords (long or short) to end on them. The opening strands (dashed lines on the picture) are “locally active”, meaning that we allow chords between them, but chords from outside are not allowed to end on them. We define the value of Z_2 as the limit of this new integral as ε tends to zero.

We will do the same to a vertex of a “Y”-shape, however, we will have to restrict our attention to these two types of vertices. (I.e. we do not allow vertices to be local minima or maxima.) Of course, any graph can be embedded in \mathbb{R}^3 in such a way that all vertices are of one of these two types, but this will cause a problem with the invariance of Z_2 , which will need to be fixed.

To get an invariant of framed graphs, we use the same method to re-normalize at the critical points and thereby make isolated chords cause no divergence, this is why we can drop the one term (framing independence) relation.

Proposition 5.1. *The re-normalized integral Z_2 is convergent.*

Proof. It suffices to consider the case of a λ -shaped vertex, the other cases being strictly similar. Let us fix a λ -shaped vertex v . The globally active part corresponding to the highest short chord c_i can be computed as below. By Lemma 3.6, we do not need to consider long chords ending on the globally active part, so we only need to deal with short chords.

$$\int_{t_{i-1}}^{t_v-\varepsilon} \frac{dz_i - dz'_i}{z_i - z'_i} = \int_{t_{i-1}}^{t_v-\varepsilon} d\ln(z_i - z'_i) = \ln\left(\frac{z_i(t_v - \varepsilon) - z'_i(t_v - \varepsilon)}{z_i(t_{i-1}) - z'_i(t_{i-1})}\right).$$

The locally active part on the other hand:

$$\int_{t_v-\varepsilon}^{t_v} d(\ln(z_i - z'_i)) = \ln\left(\frac{\mu}{z_i(t_v - \varepsilon) - z'_i(t_v - \varepsilon)}\right).$$

The integral for this highest chord is the sum of these, and is therefore equal to:

$$\ln\left(\frac{\mu}{z_i(t_{i-1}) - z'_i(t_{i-1})}\right) = \ln\mu - \ln(z_i(t_{i-1}) - z'_i(t_{i-1})).$$

If there is another short chord underneath, c_{i-1} , then $z_i(t_{i-1}) = z_{i-1}$, and $z'_i(t_{i-1}) = z'_{i-1}$ (or vice versa, which does not matter in the value of Z). So, proceeding in a similar fashion as above, the double integral corresponding to the two chords is:

$$\int_{t_{i-2}}^{t_v} \left(\ln \mu - \ln(z_{i-1} - z'_{i-1}) \right) d \ln(z_{i-1} - z'_{i-1}) =$$

$$= \left[-\frac{1}{2} (\ln \mu - \ln(z_{i-1} - z'_{i-1}))^2 \right]_{t_{i-2}}^{t_v} = \frac{1}{2} \left(\ln \mu - \ln(z_{i-1}(t_{i-2}) - z'_{i-1}(t_{i-2})) \right)^2.$$

We continue in this fashion for as many short chords as there are between t_v and the next critical or vertex level below, let us denote this level by t_c . For k short chords, we see that the value of the integral between the two critical levels is:

$$\frac{1}{k!} \left(\ln \mu - \ln(z_{i-k+1}(t_c) - z'_{i-k+1}(t_c)) \right)^k.$$

If at the level t_c , the critical point or vertex involves the same two strands, then $z_{i-k+1}(t_c) - z'_{i-k+1}(t_c) = \mu$, due to the renormalization at that critical point or vertex, so the result is $\frac{1}{k!} (\ln \mu - \ln \mu) = 0$. If it does not involve the same two strands, then

$$\left| \frac{1}{k!} (\ln \mu - \ln(z_{i-k+1}(t_c) - z'_{i-k+1}(t_c))) \right| \leq C,$$

where C is a constant that depends on the distance between the two strands at the level t_c , which is independent of ε .

Therefore, the integral is convergent, and remains convergent as we take $\varepsilon \rightarrow 0$.

□

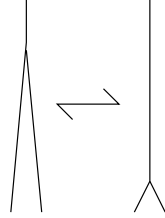
5.2. The good properties. Let us call the deletion (respectively, unzip) of an edge that is embedded as a vertical line segment *vertical edge delete* (respectively, *vertical unzip*). By *vertical connected sum*, we mean placing one KTG above the another and connecting them by an edge that is a vertical line segment.

Theorem 5.2. *Z_2 is invariant under horizontal deformations that leave the critical points and vertices fixed, and rigid motions of the critical points and vertices. Z_2 has the factorization property, and commutes with orientation switch, vertical edge delete, edge unzip and connected sum. Moreover, it has good behavior under changing the renormalization scale μ .*

By rigid motions of critical points we mean shrinking or extending a sharp needle, like in the case of the standard Kontsevich integral (Lemma 3.4), with the difference that we do not allow twists on the needle, but require the two sides of the needle to be parallel straight

lines. This difference is due to dropping the framing independence relation, as adding or eliminating twists would change the framing.

For vertices, a rigid motion is moving the vertex down two very close edges without twists, as shown in the figure:



To prove that the integral commutes with the vertical edge unzip operation and to investigate the behavior under changing the scale μ , we will use the following lemma:

Lemma 5.3. *Let w_1, w_2 be distinct complex numbers and let β be another complex number. Let B be the 2-strand “rescaling braid” defined by the map*

$$\begin{aligned} [\tau, T] &\rightarrow [\tau, T] \times \mathbb{C}^2 \\ t &\mapsto (t, e^{\beta t} w_1, e^{\beta t} w_2). \end{aligned}$$

Then

$$Z_2(B) = \exp\left(\frac{\beta t_{12}(T - \tau)}{2\pi i}\right) \in \mathcal{A}(\uparrow_2),$$

where t_{12} is the chord diagram with one chord between the two vertical strands.

Proof. The m -th term of the sum in the defining formula of Z is

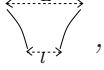
$$\begin{aligned} &\frac{1}{(2\pi i)^m} t_{12}^m \int_{\tau}^T \int_{t_1}^T \dots \int_{t_{m-1}}^T d\ln(e^{\beta t_m} w_1 - e^{\beta t_m} w_2) \dots d\ln(e^{\beta t_1} w_1 - e^{\beta t_1} w_2) = \\ &= \frac{1}{(2\pi i)^m} t_{12} \beta^m \int_{\tau}^T \int_{t_1}^T \dots \int_{t_{m-1}}^T dt_m dt_{m-1} \dots dt_1 = \frac{(\beta t_{12}(T - \tau))^m}{(2\pi i)^m m!}, \end{aligned}$$

which proves the claim. □

We note that Lemma 5.3 is easily extended to the case of the n -strand rescaling braid, defined the same way, where in the statement t_{12} would be replaced by $\sum t_{ij}$.

We also state the following reformulation, that follows from Lemma 5.3 by elementary algebra:

Lemma 5.4. *For the two strand rescaling braid B where the bottom distance between the strands is l , and the top distance is L , such as this*

one:  ,

$$Z_2(B) = \exp\left(\frac{\ln(L/l)t_{12}}{2\pi i}\right),$$

independently of T and τ .

Now we proceed to prove Theorem 5.2:

Proof. **Factorization property.**

The factorization property for tangles is untouched by the renormalization, as the height at which tangles are glued together must be non-critical and not contain any vertices.

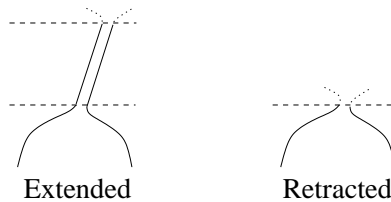
For the vertical connected sum of knotted graphs γ_1 and γ_2 , denoted $\gamma_1\#\gamma_2$, if we connect the maximum point of the γ_1 with the minimum of γ_2 , the minimum and maximum renormalizations will become vertex renormalizations when computing the Kontsevich integral of $\gamma_1\#\gamma_2$.

Invariance.

To prove invariance under horizontal deformations that leave the critical points and vertices fixed, we use the same proof as in the case of the standard integral (Proposition 3.2), i.e. cut the graph into tangles with no critical points or vertices, and thin tangles containing the vertices and critical points, apply Lemma 3.3 to the former kind, then take a limit.

For invariance under rigid motions of critical points, it is enough to consider the case of a maximum, the case of a minimum being strictly similar. Since we have proven the invariance under horizontal deformations and the needle is not twisted, we can assume that the sides of the needle are two parallel lines and ε is the horizontal distance between them.

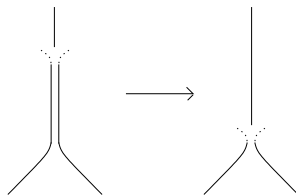
By the factorization property, the value of Z_2 for the needle extended (see figure) can be written as a product of the values for the part under the needle, the two parallel strands, and the renormalization for the critical point that is the tip of the needle:



The value of Z_2 for the needle retracted is the product of the value for the part under the needle and the renormalization part. What we have to show therefore is that in the first case (needle extended) the coefficients for any diagram that contains any chords on the parallel strands tends to zero as the width of the needle tends to zero.

This is indeed the case: the integral is 0 for any diagram on two parallel strands that contains any short chord, since $d(z_k - z'_k) = 0$. For long chords, the highest long chord can be paired up with the one ending on the other strand, as in the proof of 3.4. The reason for this is that their difference commutes with any short chords that occur in the renormalization part, by the Locality Lemma 3.1. Now we can use the same estimates as in Proposition 3.4 to finish the proof.

To prove invariance under rigid motions of vertices, let us assume that all edges are outgoing. All other cases are proven the same way after inserting the appropriate sign changes. Similarly to the case of critical points, we can assume that the part we shrink consists of two parallel strands at horizontal distance ε . We need to prove that the difference of the values of Z_2 for the two pictures shown below tends to zero as ε tends to zero.



For the value corresponding to the left picture, just like in the needle case, we can assume that there are no short chords connecting the two parallel strands. The long chords ending on the parallel strands come in pairs, with the same sign, and their coefficients are the same in the limit. These pairs commute with any short chords in the renormalization part by Lemma 3.1. Also, by the vertex invariance relation, each sum of a pair of such chords equals one chord ending on the top vertical edge, which, from the right side integral, will have the same coefficient as the former sum, as $\varepsilon \rightarrow 0$. This concludes the proof.

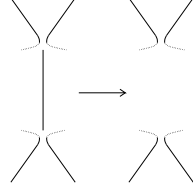
Good behavior under orientation switch

The renormalization doesn't change anything about the signs that correspond to the orientations of the edges, so Z_2 still commutes with orientation switches.

Good behavior under vertical edge delete.

When deleting a vertical edge, the renormalization that was originally inserted for the two vertices at either end of the edge becomes

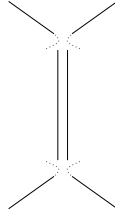
exactly the renormalization we need for the two critical points that replace the vertices, as on the figure.



Good behavior under vertical edge unzip.

It is slightly harder to see that Z_2 commutes with unzipping an edge. If we unzip a vertical edge e and then compute the value of Z_2 , the vertices on either end of e disappear, so no renormalization will occur.

However, if we first compute the integral and then perform unzip on the result in $\mathcal{A}(\Gamma)$, then the coefficients for each resulting chord diagram will be as if we had computed them using re-normalizations as in the picture below.



What we need to show is that the contribution from the “upper” renormalization will cancel the contribution from the “lower”.

Let T denote the trivalent tangle from the lower renormalization to the upper renormalization (including any “faraway part” that is not on the picture). Let us divide T into three tangles: let T_1 denote the lower renormalization area (short chords only), T_2 the unzipped edge and any faraway part of the graph at this height, and T_3 the upper renormalization area.

By the factorization property, $Z(T) = Z(T_1)Z(T_2)Z(T_3)$

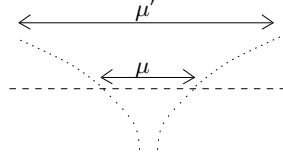
In the integral’s result, the short chords occurring at either renormalization part can slide up and down the unzipped edge by Lemma 3.1, as they commute with the pairs of incoming long chords.

In other words, $Z(T_1)$ commutes with $Z(T_2)$, and therefore $Z(T) = Z(T_2)Z(T_1)Z(T_3)$.

$Z(T_1)Z(T_3) = \exp\left(\frac{\ln(\mu/\varepsilon)t_{12}}{2\pi i}\right)\exp\left(\frac{\ln(\varepsilon/\mu)t_{12}}{2\pi i}\right) = 1 \in \mathcal{A}(T)$ by the reformulated rescaling Lemma 5.4, so the re-normalizations cancel each other.

Good behavior under changing the scale μ .

Changing the scale μ to some other μ' amounts to adding a small, two-strand “rescaling braid” at each vertex and critical point:



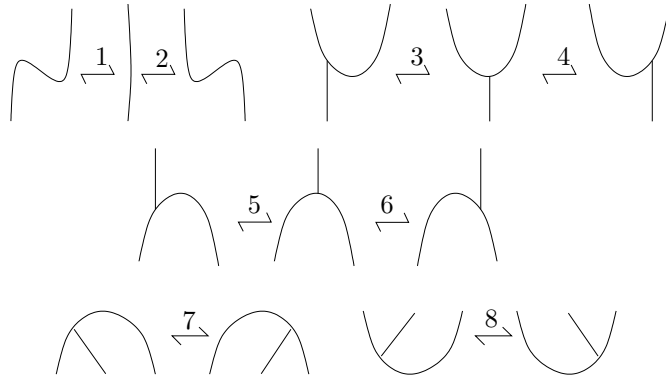
By Lemma 5.4, this means that when changing the scale from μ to μ' , the element $\exp\left(\frac{\ln(\mu'/\mu)t_{12}}{2\pi i}\right) \in \mathcal{A}(\uparrow_2)$ is placed at each λ -shaped vertex and maximum point, and $\exp\left(\frac{\ln(\mu/\mu')t_{12}}{2\pi i}\right) = \exp\left(-\frac{\ln(\mu'/\mu)t_{12}}{2\pi i}\right) \in \mathcal{A}(\uparrow_2)$ is placed at each Y -vertex and minimum.

□

6. CORRECTIONS - CONSTRUCTING A KNOTTED GRAPH INVARIANT

6.1. **Missing moves.** As in the case of knots, the Kontsevich integral is not invariant under certain deformations that do not change the isotopy class of the framed graph. In the case of knots, the only such deformation was “straightening a hump”, and we fixed this by multiplying with $Z(\bigcirc)^{-c/2}$.

The situation now is more complex than in the case of knots. Z_2 is invariant under deformations that do not change the number of critical points or the shape of a vertex. To transform it into a knotted framed graph invariant Z_3 , we need to make corrections to create invariance under the following eight moves:



Moves 1 and 2 will fix the problem of straightening humps, just like in the case of knots.

Moves 3, 4, 5 and 6 guarantee that we can switch a vertex freely from a λ shape to a Y shape and vice versa.

Moves 7 and 8 are needed because we excluded vertices that are critical points at the same time. Any such vertex can be perturbed into a λ or a Y shape by an arbitrarily small deformation, but we need the value of the invariant to be the same whether we push the middle edge over to the left or to the right.

To implement these corrections, we have four “correctors” available: we can put one each on cups, caps, Y -vertices and λ -vertices. The ones on cups and caps are elements of $\mathcal{A}(\uparrow_1)$, the ones on vertices we can think of as elements of $\mathcal{A}(\uparrow_2)$, as one of the edges can be swept free of chords using the vertex invariance relation.

The eight moves above define eight equations (1 and 2 are equations in \mathcal{A}_1 , the rest of them in \mathcal{A}_2 , the unknowns being the four correctors). The question is whether this system of equations can be solved.

6.2. Syzygies. To reduce the number of equations that the correctors need to satisfy, we use the syzygies below:

- 1.
- 2.
- 3.
- 4.
- 5.

The first syzygy implies that once Z_3 is invariant under move 1, it is automatically invariant under move 2 (we used this fact already in the knot case).

The second says that invariance under moves 1 and 3 implies invariance under move 5.

By the third, invariance under moves 2 and 4 implies invariance under 6.

The fourth tells us that fixing move 1, 3 and 4 fixes 7.

Finally, the fifth syzygy shows that fixing moves 2, 5 and 6 fixes move 8 as well.

Therefore, it's enough to make Z invariant under moves 1, 3 and 4, which together imply invariance under everything else.

6.3. Translating to equations. We know already how to make Z_2 invariant under move 1, as this was done in the knot case. We need to

place a correction $u \in \mathcal{A}_1$ at each minimum, and a correction $n \in \mathcal{A}_1$ at each maximum, the only equation u and n need to satisfy being $un = Z_2(\curvearrowright)^{-1} \in \mathcal{A}(\uparrow_1)$. This will settle move 1 the same way it did for knots. (The correction used in the knot case is just an instance of the general one described here. The tool used for knots was the lemma of a distinguished tangle, Lemma 3.6, which said that faraway parts of a knot don't interact. The proof of this applies in the graph context word by word.)

We will denote $Z_2(\curvearrowright)$ by ν .

Now let us translate moves 3 and 4 to equations on correctors Y and λ .

For simplicity, let us assume that in the picture for moves 3 and 4, the width of the opening at the top is 1. (This can be achieved by horizontal deformations when applying these moves on any graph.) Let us first also assume that the fixed scale μ is also one. (We can correct this later as we know exactly how changing μ effects the value of Z_2).

Finally, we choose one convenient set of orientations for the edges - all other cases will follow from this one by performing the orientation change operation on the appropriate edges.

To compute the values of Z_2 on the left side of move 3 and the right side of move 4, we will make use of the following lemma:

Lemma 6.1. *Assuming that the width at the opening at the top of each of the pictures below is 1, and $\mu = 1$,*

$$Z_2\left(\begin{array}{c} \downarrow \\ \diagdown \\ \diagup \\ \downarrow \end{array}\right) = \begin{array}{c} \downarrow \\ \downarrow \\ \downarrow \end{array}, \quad Z_2\left(\begin{array}{c} \downarrow \\ \diagup \\ \diagdown \\ \downarrow \end{array}\right) = \begin{array}{c} \downarrow \\ \downarrow \\ \downarrow \end{array},$$

i.e. the value of Z_2 on these graphs has no chords at all.

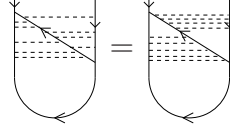
Proof. There are two types of chords appearing in $Z_2\left(\begin{array}{c} \downarrow \\ \diagdown \\ \diagup \\ \downarrow \end{array}\right)$:

- Horizontal chords connecting the left vertical strand to the diagonal edge
- Horizontal chords connecting the diagonal edge to the right vertical strand

Note that there are no chords on the bottom part: the opening of the strands is of width 1, and so is the renormalization scale for the minimum, so when computing Z_2 , we get $\exp\left(\frac{\ln(1)t_{12}}{2\pi i}\right)$ as we showed in Lemma 5.4, which equals $1 \in \mathcal{A}_2$ (since $\ln(1) = 0$), meaning no chords at all.

Also, there are no chords connecting the left and right vertical strands, as these are parallel, so in the definition of Z , $d(z_i - z'_i) = 0$.

The key observation we will use is that the two types of chords commute. This is an elementary computation making repeated use of the Locality Lemma 3.1 and the VI relation. What we will prove is that any chord diagram with chords as above is equivalent to one where all the horizontal chords on the right are on the top, followed by all the horizontal chords on the left at the bottom:



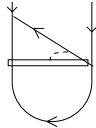
To prove this, let us first establish a few basic equalities.

For the bottom chord on the right, we have the following:

$$\text{Diagram} = \text{Diagram} + \text{Diagram} \quad (1)$$

This is true since we can slide the right end of the chord down, then use the VI relation.

We will use the following shorthand notation:

so the sum above will be denoted as . We will refer to the fixed end of the chords as the *root*.

Next, since a chord on the left commutes with both chords in this sum (obviously with the horizontal one), and by the Locality Lemma 3.1 with the short one, it commutes with the whole sum:

$$\text{Diagram} = \text{Diagram} \quad (2)$$

We can also pull only the box part of a sum over a left chord:

$$\text{Diagram} = \text{Diagram} \quad (3)$$

This, when expanded, is just a 4T relation (two terms on each side).

And lastly we claim that we can separate nested sums:

as we can slide the lower box over the sum in the middle, since it commutes with both parts by the equation above and the Locality Lemma 3.1.

Therefore, we can pull all the chords on the right to the top like we wanted to, by the following algorithm:

First, we pull all the right ends of the chords over the right vertex, using (1), creating a number of boxes. Then we pull the box end of what was the lowest chord (which has the highest box now) up to its root, over left horizontal chords if needed, which we can do using (3). Continue by pulling the next box up to its root, over horizontal left chords and the entire lowest sum, both of which are legal steps from above ((3) and (4)). Continue doing this until all the boxes are united with their roots. Then we can slide all the sums to the top as they commute with the horizontal left chords, as shown in (2). Now we reproduce the above procedure backwards, to turn the boxes back into right chords, except that, now, they are sitting above the left chords. This concludes the proof of the observation.

Now it's easy to show that all these chords indeed cancel out in Z_2 (): since the left ones all commute with the right ones, the value doesn't change if we compute Z_2 separately on the left and on the right. As the opening of strands is 1, as well as the renormalization scale, we have $\exp\left(\frac{\ln(1)t_{12}}{2\pi i}\right) = 1$ on both sides, by Lemma 5.4. This concludes the proof. (The proof for the mirror image is the same.) □

An easy corollary is the following:

Lemma 6.2. *Again assuming that the width at the opening at the top of each of the pictures below is 1, and $\mu = 1$, the following is true:*

$$Z_2\left(\text{Diagram 1}\right) = \text{Diagram 2} = Z_2\left(\text{Diagram 3}\right),$$

where $a = Z_2(\text{Diagram 4}) \in \mathcal{A}(\uparrow_2)$.

Let us say a word about our slight abuse of notation in stating this lemma:

In the statement, we mean that the edges of the answer are oriented according to the orientations of the edges of the picture we're computing Z_2 of, so the leftmost and rightmost sides are not really equal.

For the definition of $a \in \mathcal{A}_2$, due to the symmetry of the picture, it doesn't matter which way the two parallel edges go, as long as they are oriented the same way. In other words, $S_1 S_2(a) = a$, where S_1 and S_2 are the orientation reversing maps. Note also, that by definition of Z_2 , a is an invertible element of \mathcal{A}_2 .

Proof. First note that

$$Z_2(\text{⌞}) = Z_2(\text{⌞} \quad \text{⌞}) Z_2(\text{⌞}),$$

since $\mu = 1$ and by Lemma 3.6. The first factor on the right side is 1, since $\mu = 1$.

Now the proof is essentially identical to the previous one. For the first step of the key observation, we need to slide the right end of the lowest right chord over the bottom part of the picture. This is done by using one more VI relation. The resulting sum of two chords commutes with a by the Locality Lemma 3.1. Thus we can pull it over a and use the VI relation once more to get a single chord again.

A few edge orientations differ from the ones in Lemma 6.1. (We chose orientations there to avoid negative signs, here we're switching to the ones we will use later.) We can repeat the proof of Lemma 6.1 with the same edge orientations, then switch the ones we need to switch at the end. This causes no problems, as Z_2 commutes with the orientation switch operation. Since no chords end on the edges we're reorienting, the result doesn't change sign.

□

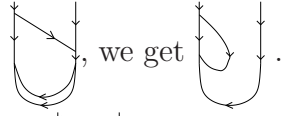
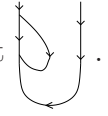
A similar lemma, which is a crucial ingredient in the Murakami-Ohtsuki construction, [MO], is proved by Le, Murakami, Murakami and Ohtsuki in [LMMO]; the proof involves the computation of the Z-value of an associator in terms of values of the multiple Zeta function. Note that the element we call a is called b in [LMMO], and vice versa.

We can now use Lemma 6.2 to easily compute the value of Z_2 on the trivalent tangles that appear in moves 3 and 4. This is done in the following two corollaries:

Corollary 6.3. *Still assuming that $\mu = 1$, $Z_2(\text{diagram}) = \text{diagram}$,*

$$Z_2(\text{diagram}) = \text{diagram}, \quad Z_2(\text{diagram}) = \text{diagram}, \quad \text{and} \quad Z_2(\text{diagram}) = \text{diagram}.$$

Note that we are abusing notation again: the way we defined a , it was an element of $\mathcal{A}(\uparrow_2)$ where the strands were horizontal. Due to the symmetry of that picture though, we can slide a either up the curve on the left, or up the curve on the right to a vertical position, we will get the same result. This is what we call a here.

Proof. Unzipping the vertical edge on the right in , we get .

Since Z_2 commutes with vertical unzip, and in $Z_2(\text{diagram})$ no chords end on the edge we're unzipping, we can deduce that

$$Z_2(\text{diagram}) = \text{diagram}.$$

By the factorization property,

$$Z_2(\text{diagram}) = Z_2(\text{diagram}) Z_2(\text{diagram}).$$

However, the second factor is 1 (i.e. has no chords) by Lemma 5.4, since the opening of the strands at the top is 1, and so is the width of the renormalization at the bottom.

Therefore, we deduce that $Z_2(\text{diagram}) = \text{diagram}$.

Also, we can forget about the vertical strand on the right, as we know from Lemma 3.6 (which generalizes to graphs word by word) that faraway strands don't interact. This proves the first equality. The proof of the second equality is the same, with all the pictures mirrored.

By the factorization property,

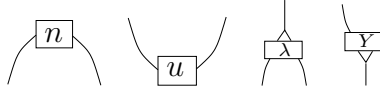
$$Z_2(\text{diagram}) = Z_2(\text{diagram}) Z_2(\text{diagram}).$$

Again, the second factor is 1 (no chords at all), by Lemma 5.4, if we assume that the width of the opening where we cut is 1 (which we are free to do of course, by horizontal deformations), and the width we use for the vertex renormalization is also 1. The third equality then follows, as does the fourth by mirroring the pictures.

□

We are now ready to form the equations corresponding to moves 3 and 4 (still assuming that $\mu = 1$).

The value of the corrected integral Z_3 is constructed from the value of Z_2 by placing correctors on each vertex and extremum. Let us call these correctors n , u , λ , and Y , for maxima, minima, λ -shaped vertices, and Y -shaped vertices respectively. The correctors n and u are elements of $\mathcal{A}(\uparrow)$, λ and Y are elements of $\mathcal{A}(\uparrow_2)$, and they are placed on the graph as shown in the figure (edge orientation issues will be dealt with later):



Using this terminology, we have proven the following proposition:

Proposition 6.4. *With corrections $\lambda \in \mathcal{A}_2$, $Y \in \mathcal{A}_2$, and $u \in \mathcal{A}_1$, such that*

and $n = u^{-1}\nu^{-1}$, Z_3 is invariant under moves 1-8, and therefore it is an isotopy invariant of knotted trivalent graphs. As before, $\nu = Z_2(\curvearrowright)$.

Note that we used above that Z_2 of a Y vertex with an opening of width 1 at the top equals 1, since $\mu = 1$.

6.4. The resulting invariants. There is an obvious set of corrections satisfying the above equations: $\lambda = a^{-1}$, $Y = 1$ and $u = 1$. This forces $n = (Z_2(\curvearrowright))^{-1}$.

Note that this λ and Y value works only with the orientations of the edges chosen as in the pictures above. Correct notation would be to say that $\lambda_{\uparrow\uparrow} = a^{-1}$, where in the subscript the first arrow shows the orientation of the top strand of the vertex, the second stands for the lower left, and the last stands for the lower right strand.

It's easy to now come up with a complete set of corrections for all orientations: if we change the orientation of one of the lower strands, we apply the corresponding orientation switch operation to the correction: $\lambda_{\downarrow\uparrow} = S_1(a^{-1})$, $\lambda_{\uparrow\downarrow} = S_2(a^{-1})$, $\lambda_{\downarrow\downarrow} = S_1S_2(a^{-1}) = a^{-1}$. These

satisfy the equations of Proposition 6.4, since Z_2 commutes with the orientation switch operation.

If we switch the orientation of all the edges, the proof remains unchanged (due to the fact that $S_1 S_2(a) = a$), so we have $\lambda_{\uparrow\downarrow} = a^{-1}$, and then by the above reasoning, the rest follows: $\lambda_{\uparrow\uparrow} = S_1(a^{-1})$, $\lambda_{\downarrow\downarrow} = S_2(a^{-1})$, and $\lambda_{\uparrow\downarrow} = S_1 S_2(a^{-1}) = a^{-1}$.

It is worth noting that $S_1(a) = S_1(S_1 S_2(a)) = S_2(a)$.

Since Y is trivial, orientation switches don't affect Y .

For n and u the orientation of the strand doesn't matter, since these are elements in \mathcal{A}_1 , so each chord has two endings on the one strand, thus orientation change operation will not change any signs.

Proposition 6.5. *With the complete set of corrections described above, Z_3 commutes with the orientation switch, edge delete and connected sum operation.*

Proof. It is obvious that Z_3 commutes with the orientation switch, as Z_2 has the same property and we designed the corrections (λ especially) to keep it true.

We only need to deal with vertical edge delete: since we now have an isotopy invariant, we can first deform the edge to be deleted into a straight vertical line with a Y vertex on top and λ vertex on bottom. Thus, it's enough to check that the following equalities are true:

$$\begin{array}{c} \diagdown \\ \diagup \\ \square Y \\ \diagdown \\ \diagup \end{array} = \begin{array}{c} \diagdown \\ \square u \\ \diagup \end{array}, \quad \begin{array}{c} \triangle \\ \square \lambda \\ \triangle \\ \diagdown \\ \diagup \end{array} = \begin{array}{c} \square n \\ \diagdown \\ \diagup \end{array},$$

and also for the opposite orientations of the strands.

Each time λ appears above, we need to check the equations for all appropriate choices of λ depending on the orientations of the strands, for example $\lambda_{\downarrow\uparrow\downarrow}$ and $\lambda_{\uparrow\uparrow\downarrow}$ in the second equation.

Indeed, $\lambda_{\downarrow\uparrow\downarrow} = S_2(a^{-1}) = S_2(S_1 S_2(a^{-1})) = S_1(a^{-1}) = \lambda_{\uparrow\uparrow\downarrow}$, and

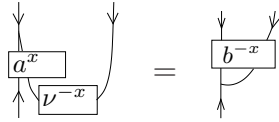
$$\begin{array}{c} \triangle \\ \square S_1(a) \\ \triangle \\ \diagdown \\ \diagup \end{array} = Z_2(\cup) = Z_2(\cup) = Z_2(\cup) = Z_2(\cup),$$

where all equalities are understood in $\mathcal{A}(\uparrow_1)$, using the isomorphism $\mathcal{A}(\uparrow_1) \cong \mathcal{A}(S^1)$. The first equality is true by definition of a and the fact that Z_2 commutes with orientation switches, using that $\mu = 1$ and Lemma 3.6. The second one is again $\mu = 1$ and Lemma 3.6, while the third is horizontal deformations and moving critical points, and the fourth is due to Lemma 3.6. Now commutativity with edge deletion follows by taking inverses on both sides. There is nothing to check for Y and u , as they're both trivial.

Connected sum is the “reverse” of edge delete, the fact that Z_3 commutes with it is proved by backtracking the above proof, using that the connected sum is well-defined. \square

Before we deal with the unzip operation, let us produce a one parameter family of corrections that all yield knotted graph invariants well behaved with respect to the orientation switch, edge delete, and connected sum operations. The reader who is satisfied with one invariant is welcome to skip ahead to the paragraph following Remark 1.

The statement of the following lemma appears in [MO], the proof there is phrased in terms of q-tangles, but is based on the same trick.

Lemma 6.6.  , where we define $b \in \mathcal{A}_2$ to be $b = Z_2(\text{upside down } a)$, and $x \in \mathbb{R}$ any real number.

Proof. Throughout the proof we will assume that all strand openings are of width 1 as well as $\mu = 1$, however, the statement itself is just an equality in $\mathcal{A}(Y)$, and thus independent of the choice of μ .

Then, the same way we had done in Lemma 6.1 to Corollary 6.3, we can compute

$$Z_2\left(\text{upside down } a\right) = \boxed{b}.$$

By multiplicativity, the fact that faraway strands don't interact (Lemma 3.6), and our previous computations,

$$Z_2\left(\text{upside down } (a \text{ connected sum } b)\right) = \boxed{b} \text{ connected sum } \boxed{a}.$$

By an unzip, it follows that

$$Z_2\left(\text{upside down } (a \text{ connected sum } b)\right) = \boxed{b} \text{ connected sum } \boxed{a}.$$

We know that “adding a hump” amounts to multiplying by a factor of $\nu = Z_2(\curvearrowright)$, therefore

$$Z_2\left(\begin{array}{c} \downarrow \\ \curvearrowright \\ \uparrow \end{array}\right) = Z_2\left(\begin{array}{c} \downarrow \\ \nearrow \\ \uparrow \end{array}\right) \nu,$$

where multiplication by ν is on the right strand.

But $Z_2\left(\begin{array}{c} \downarrow \\ \nearrow \\ \uparrow \end{array}\right) = 1$, due to $\mu = 1$, as seen before. So we have

$$\begin{array}{c} \downarrow \\ \boxed{\nu^{-1}} \\ \downarrow \\ \boxed{b} \\ \downarrow \\ \boxed{a} \\ \uparrow \end{array} = 1.$$

Using that ν^{-1} commutes with everything due to the Locality Lemma 3.1, and multiplying by b^{-1} , we get

$$\begin{array}{c} \downarrow \\ \boxed{a} \\ \downarrow \\ \boxed{\nu^{-1}} \\ \uparrow \end{array} = \begin{array}{c} \downarrow \\ \boxed{b^{-1}} \\ \uparrow \end{array}.$$

Since a and ν^{-1} commute, the lemma follows for all $x \in \mathbb{N}$ (we can “pull each b^{-1} through the vertex” one by one, then group a ’s and ν^{-1} ’s together). Then by Taylor expansions, the statement follows for all x . □

Proposition 6.7. *The corrections*

$$\begin{aligned} \lambda_{\downarrow\uparrow\uparrow} &= a^{x-1} \\ u &= \nu^{-x} \\ Y_{\downarrow\uparrow} &= b^{-x} \\ n &= \nu^{x-1} \end{aligned}$$

make Z_3 a universal finite type invariant of knotted trivalent graphs that commutes with the orientation change, edge delete and connected sum operation.

Proof. We need to check that the equations translated from moves 1, 3 and 4 are satisfied to prove the invariance part: The equation coming from move 1 says $nu = \nu^{-1}$, which holds for the n and u above.

Moves 3 and 4 were translated in Proposition 6.4 to

$$\begin{array}{c} \downarrow \\ \boxed{\lambda} \\ \downarrow \\ \boxed{a} \\ \downarrow \\ \boxed{u} \\ \uparrow \end{array} = \begin{array}{c} \downarrow \\ \boxed{Y} \\ \uparrow \end{array} = \begin{array}{c} \downarrow \\ \boxed{\lambda} \\ \downarrow \\ \boxed{a} \\ \downarrow \\ \boxed{u} \\ \uparrow \end{array}.$$

This is satisfied since

$$\begin{array}{c} \text{Diagram 1} \\ \text{Diagram 2} \\ \text{Diagram 3} \\ \text{Diagram 4} \end{array} = \begin{array}{c} \text{Diagram 2} \\ \text{Diagram 3} \\ \text{Diagram 4} \end{array} = \begin{array}{c} \text{Diagram 3} \\ \text{Diagram 4} \end{array} = \begin{array}{c} \text{Diagram 4} \end{array},$$

and the mirror image done the same way.

The complete set of corrections follows from these by inserting the appropriate orientation switches. This will ensure that Z_3 commutes with the orientation switch operation.

The fact that Z_3 is a universal finite type invariant is true by the exact same proof that applies to knots.

For edge delete and connected sum, the proof is the same as for our first set of corrections. \square

Remark 1. With the use of the symmetric corrections we get for $x = 1/2$, our construction coincides with that of [MO]. (Except for the minor difference in the target space, as our skeleton graphs are not vertex-oriented. However, the definition of the framing at vertices induces a vertex orientation, so the difference is insignificant.)

Throughout the above calculations and proofs, we had always assumed that the re-normalization scale μ was chosen to be 1. However, when we change the scale from μ to μ' , all that happens is that factors of $\exp\left(\frac{\ln(\mu'/\mu)t_{12}}{2\pi i}\right)$ will be placed at λ -vertices and maxima, while the reciprocal is placed at Y -vertices and minima. Therefore, if the scale is chosen differently, we can account for this by multiplying the correction terms with the inverses of these factors.

6.5. Re-normalizing unzip. There is one shortcoming of Z_3 still: it fails to commute with the unzip operation. (As before, it is enough to restrict our attention to vertical unzip and delete.)

Commuting with unzip would require that $Y\lambda = 1$, in other words, after we unzip a vertical edge, we would want the top and the bottom corrections to cancel each other out. (As we have discussed before, the chords ending on the unzipped edge come in sums of pairs, and λ and Y commute with these by the Locality Lemma 3.1, so they could indeed cancel each other out.)

However, any set of corrections that makes Z_3 a knotted graph invariant can either let it commute with the edge delete operation or with the unzip, but not both. This is easy to show:

As said above, for Z_3 to commute with unzip, we need

$$\begin{array}{c} \boxed{Y} \\ \boxed{\lambda} \end{array} = 1.$$

Since Y has an inverse in \mathcal{A}_2 (otherwise it couldn't be a correction), this inverse has to be λ .

Therefore, we have

$$1 = \begin{array}{c} \boxed{\lambda} \\ \boxed{Y} \end{array} = \begin{array}{c} \boxed{n} \\ \boxed{u} \end{array} = \begin{array}{c} \boxed{\nu^{-1}} \end{array},$$

a contradiction, where the second equality is due to the assumption that Z_3 commutes with the edge delete operation: as discussed before, this property is equivalent to

$$\begin{array}{c} \boxed{Y} \end{array} = \begin{array}{c} \boxed{u} \end{array}, \quad \begin{array}{c} \boxed{\lambda} \end{array} = \begin{array}{c} \boxed{n} \end{array},$$

which implies the second equality.

In the argument above, we're ignoring edge orientation issues for simplicity. The edge orientations compatible with unzip are not the same as the ones compatible with edge deletion, so, strictly speaking, we're not talking about the same λ and Y . However, they only differ by orientation switches, and orientation switches commute with taking inverses, so this doesn't interfere with the proof.

Now that we're convinced that this issue is unavoidable, we fix it by re-normalizing the unzip operation on \mathcal{A} , in other words we modify the algebra \mathcal{A} slightly, changing only the unzip operation.

The new unzip $\tilde{u} : \mathcal{A}(\gamma) \rightarrow \mathcal{A}(u(\gamma))$ has to satisfy $\tilde{u}(Z_3(\gamma)) = Z_3(u(\gamma))$. The obvious way to achieve this is to introduce a correction that cancels out the error $Y\lambda$.

Take, for example, our first set of corrections. For (vertical) unzip to be defined, either all edges need to be oriented upwards, or all downwards. In both cases $\lambda_{\downarrow\downarrow} = \lambda_{\uparrow\uparrow} = a^{-1}$, and $Y = 1$.

Let $\tilde{u} = i_a \circ u$, where by i_a we mean "inject a copy of a on the unzipped edge". (This will also commute with the pairs of chords ending on the edge, so it doesn't matter where we place it.)

Remark 2. In the case of Murakami and Ohtsuki's choice of corrections, we have $Y\lambda = b^{-1/2}a^{-1/2}$. The following fact is proved by Le

and Murakami in [LM1]:

$$\begin{array}{c} \boxed{b} \\ \boxed{a} \end{array} = \begin{array}{c} \boxed{\nu} \quad \boxed{\nu} \\ \boxed{u(\nu^{-1})} \end{array}.$$

Let us sketch a simple proof using properties of Z_2 and Z_3 :

By multiplying the tangles used to define a and b , computing Z_2 and unzipping a vertical edge with no chords, we get:

$$\begin{array}{c} \boxed{b} \\ \boxed{a} \end{array} = Z_2 \left(\left(\left(\bigcirc \right) \right) \right).$$

We can produce this graph by an unzip: $\left(\left(\bigcirc \right) \right) = u \left(\left(\bigcirc \right) \right)$, but

this not being a vertical unzip, it does not commute with Z_2 , so let us use Z_3 with our first set of corrections and the re-normalized version of unzip:

$$Z_3 \left(\left(\left(\bigcirc \right) \right) \right) = \tilde{u} Z_3 \left(\left(\left(\bigcirc \right) \right) \right) = \tilde{u} \left(\begin{array}{c} \boxed{\nu^{-1}} \\ \boxed{a^{-1}} \end{array} \right) = \left(\begin{array}{c} \boxed{u(\nu^{-1})} \end{array} \right).$$

For the second equality above, we use the fact that Z_2 of this graph is trivial (everything cancels out), so in Z_3 all we have is the corrections.

Now we can get Z_2 back from Z_3 by undoing the corrections:

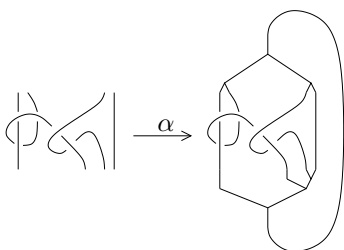
$$\begin{array}{c} \boxed{b} \\ \boxed{a} \end{array} = Z_2 \left(\left(\left(\bigcirc \right) \right) \right) = \left(\begin{array}{c} \boxed{\nu} \quad \boxed{\nu} \\ \boxed{u(\nu^{-1})} \end{array} \right),$$

which completes the proof.

Since the element on the right side of the equality is central (by the Locality Lemma 3.1), this implies that a and b commute, and hence $a^x b^x = (ab)^x$. So the re-normalization in this case (i.e. injecting $a^{1/2} b^{1/2}$ on the unzipped edge) has an additional, different description: we achieve the same by first injecting $\nu^{-1/2}$ on the edge, then unzipping, and then injecting $\nu^{1/2}$ on both new edges.

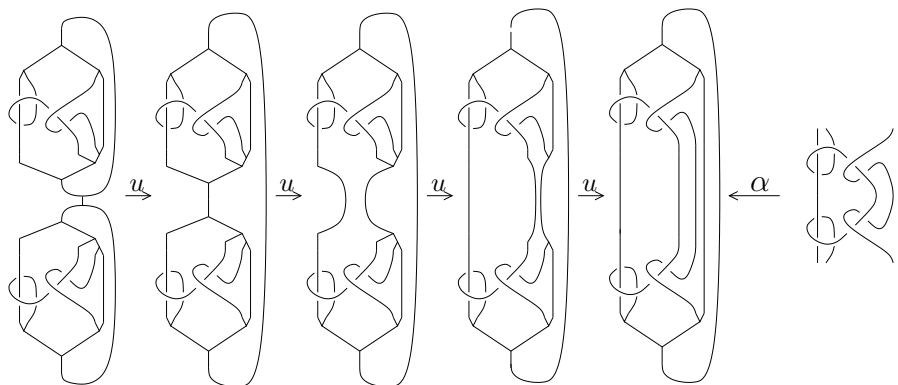
Taking any member of the one-parameter family of corrections, we can re-normalize unzip by planting $\lambda^{-1}Y^{-1}$ on the pair of edges resulting from the unzip. This way, in all cases, Z_3 becomes an invariant that commutes with all four operations on knotted trivalent graphs and \mathcal{A} , with this re-normalized version of u .

6.6. Parenthesized tangles and Drinfeld’s associators. Let us end with a sketch of how this construction relates to parenthesized tangles (a.k.a. q-tangles, see for example [BN3], [LM3]) and Drinfeld’s associators (see [BN4], [D1], [D2]). There is an easy map α from parenthesized tangles to KTGs. We join ends by vertices according to the parenthetization, as shown:




The parenthetization of the bottom of the tangle shown is $(*(**))$, while on the top it is $((**)(**))$. The ends are joined by vertices accordingly.

Composition of parenthesized tangles translates to taking the connected sum of KTGs, and then unzipping the middle edges until no more unzips are possible. As an example, let’s multiply the above tangle by its mirror image:



Looking at the picture, we can convince ourselves that we get the same result by first applying α (as seen on the previous figure), taking the connected sum of the resulting KTG’s, and unzipping the middle, or by first multiplying the parenthesized tangles, and then applying α .

The inverse of α amounts to unzipping all edges starting from the top to bottom one, until no trivalent vertices are left, and then cutting the unzipped edges.

Since Z_3 commutes with the (re-normalized) unzip operation, we see that in particular, Z_3  will satisfy the pentagon and hexagon equations ([BN4], [D1], [D2]), hence it is a construction of an associator.

REFERENCES

- [BN1] D. Bar-Natan: On the Vassiliev knot invariants, *Topology* **34** (1995), 423–472.
- [BN2] D. Bar-Natan: Algebraic knot theory- a call for action, <http://www.math.toronto.edu/drorbn/papers/AKT-CFA.html>
- [BN3] D. Bar-Natan: Non-associative tangles, *Geometric Topology* (proceedings of the Georgia international topology conference, W.H. Kazez, ed.), Amer. Math. Soc. and International Press, Providence, 1997, 139–183
- [BN4] D. Bar-Natan: On associators and the Grothendieck-Teichmuller Group I, *Selecta Mathematica*, New Series **4** (1998) 183–212
- [CL] D. Cheptea, T. Q. T. Le: A TQFT associated to the LMO invariant of three-dimensional manifolds *Commun. Math. Physics* **272** (2007), 601-634.
- [CD] S. V. Chmutov, D. Duzhin: The Kontsevich integral, *Acta Applicandae Math.* **66** 2 (April 2001), 155–190.
- [D1] V. G. Drinfel’d: On quasi-Hopf algebras, *Leningrad Math. J.* **1** (1990), 1419–1457
- [D2] V. G. Drinfel’d: On quasitriangular quasi-Hopf algebras and a group closely connected with $Gal\overline{Q}/Q$, *Leningrad Math. J.* **2** (1990), 829–860
- [G] V. Goryunov: Vassiliev invariants of knots in R^3 and in a solid torus, *Amer. Math. Soc. Transl.* (2) **190** (1999), AMS, Providence, RI, 37–59.
- [K] M. Kontsevich: Vassiliev’s knot invariants, *Adv. in Soviet Math.* **16** 2 (1993) 137–150.
- [LM1] T. Q. T. Le, J. Murakami: Parallel version of the universal Vassiliev-Kontsevich invariant, *J. Pure Appl. Algebra* **121** (1997), 271–291.
- [LM2] T. Q. T. Le, J. Murakami: Representation of the category of tangles by Kontsevich’s iterated integral, *Comm. Math. Physics* **168** (1995), no. 3, 535–562.
- [LM3] T. Q. T. Le, J. Murakami: The universal Vassiliev-Kontsevich invariant for framed oriented links, *Compositio Math.* **102** (1996), no. 1, 41–64.
- [LMMO] T. Q. T. Le, H. Muarakami, J. Murakami, T. Ohtsuki: A three-manifold invariant via the Kontsevich integral, *Osaka J. Math* **36** (1999), 365–395.
- [LMO] T.Q.T. Le, J. Murakami and T. Ohtsuki: On a universal perturbative quantum invariant of 3-manifolds, *Topology* **37** (1998), 539–574
- [MO] J. Murakami, T. Ohtsuki: Topological quantum field theory for the universal quantum invariant, *Communications in Mathematical Physics* **188** 3 (1997), 501–520.
- [O] T. Ohtsuki: Quantum invariants. A study of knots, 3-manifolds, and their sets, *Series on knots and everything*, 29, World Scientific, 2002.

- [T] D. P. Thurston: The algebra of knotted trivalent graphs and Turaev's shadow world, *Geom. Topol. Monographs* **4** (2002), 337–362.
- [W] T. Watanabe: Knotted trivalent graphs and construction of the LMO invariant from triangulations, *Osaka J. Math* **44** (2007), 351–362
- [Y] S. Yamada: An invariant of spatial graphs, *J. Graph Theory* **13** (1989), 531–551.

DEPARTMENT OF MATHEMATICS, UNIVERSITY OF TORONTO, TORONTO ONTARIO M5S 2E4, CANADA

E-mail address: `zsuzsi@math.toronto.edu`

URL: `http://www.math.toronto.edu/~zsuzsi`