

Classical and Quantum Transport Through Entropic Barriers Modelled by Hardwall Hyperboloidal Constrictions

R. Hales¹ and H. Waalkens^{1,2}

¹University of Bristol, UK, ²University of Groningen, The Netherlands

November 21, 2018

Abstract

We study the quantum transport through entropic barriers induced by hardwall constrictions of hyperboloidal shape in two and three spatial dimensions. Using the separability of the Schrödinger equation and the classical equations of motion for these geometries we study in detail the quantum transmission probabilities and the associated quantum resonances, and relate them to the classical phase structures which govern the transport through the constrictions. These classical phase structures are compared to the analogous structures which, as has been shown only recently, govern reaction type dynamics in smooth systems. Although the systems studied in this paper are special due their separability they can be taken as a guide to study entropic barriers resulting from constriction geometries that lead to non-separable dynamics.

Keywords: entropic barriers, transition state theory, semiclassical quantum mechanics

PACS numbers: 82.20.Ln, 05.45.-a, 34.10.+x

1 Introduction

A system displays reaction type dynamics if its phase space possesses bottleneck type structures. Such a system spends a long time in one phase space region (the region of ‘reactants’) and occasionally finds its way through a bottleneck to another phase space region (the region of ‘products’) or vice versa. This type of dynamics does not only characterize chemical reactions but is of great significance in many different fields of physics and biology. Examples include ballistic electron transport problems [1], surface migration of atoms in solid state physics [2], ionisation of Rydberg atoms in electromagnetic fields [3, 4], and on a macroscopic scale, the capture of moons near giant planets and asteroid motion [5, 6].

In systems where the dynamics is smooth and Hamiltonian, the phase space bottlenecks eluded to above are induced by saddle-centre-...-center type equilibrium points, i.e. equilibrium points at which the matrix associated with the linearization of Hamilton’s equations has one pair of real eigenvalues, $\pm\lambda$, and otherwise purely imaginary eigenvalues $\pm i\omega_k$, $k = 2, \dots, f$, where f is the

number of degrees of freedom. In chemistry terms there is a ‘transition state’ associated with the bottleneck, i.e. a state the system has to pass ‘through’ on its way from reactants to products. The most efficient and commonly used approach to compute reaction rates is *transition state theory*, where the main idea is to place a dividing surface in the transition state region and compute the reaction rate from the flux through the dividing surface (for recent references, see the perspective paper [7]). This approach has major computational benefits over other methods to compute the reaction rate because the latter typically require the integration of trajectories in order to decide whether they are reactive (i.e. extend from reactants to products, or vice versa) or nonreactive (i.e. stay in the regions of products or reactants). Rather than this *global* information about trajectories, which to obtain is computationally expensive, transition state theory requires only *local* information about the phase space structures near the saddle-centre-...-center equilibrium point – namely the construction of the dividing surface. However, in order to be useful and not to overestimate the reaction rate the dividing surface needs to have the property that it divides the phase space into a reactants and a products region in such a way that it is crossed exactly once by reactive trajectories and not crossed at all by non-reactive trajectories. The question how to construct such a dividing surface for systems with an arbitrary number of degrees of freedom has posed a major problem for many years, and has been solved only recently based on ideas from dynamical systems theory (see [4] and the recent review paper [8] with the references therein). The main building block in this construction is formed by a so called *normally hyperbolic invariant manifold* (NHIM) which is a manifold that is invariant under the dynamics (i.e. trajectories with initial conditions in the manifold stay in the manifold for all time) and is unstable in the sense that the expansion and contraction rates associated with the directions tangent to the manifold are dominated by those expansion and contraction rates associated with the directions transverse to the manifold [9]. The NHIM is the mathematical manifestation of the transition state. In fact, the NHIM which is a sphere of dimension $2f - 3$ (with f again denoting the number of degrees of freedom) can be viewed to form the equator of the dividing surface which itself is a sphere of dimension $2f - 2$ located in a $(2f - 1)$ -dimensional energy surface if it has an energy slightly above the energy of the equilibrium point. The NHIM separates the dividing surface into two hemispheres. All forward reactive trajectories (trajectories evolving from reactants to products) cross one of these hemispheres; all backward reactive trajectories (trajectories evolving from products to reactants) intersect the other of these hemispheres. Moreover, the NHIM has stable and unstable manifolds. These have the structure of spherical cylinders $\mathbb{R} \times S^{2f-3}$. Since they are of one dimension less than the energy surface they have sufficient dimensionality to serve as impenetrable barriers in phase space [3]. They enclose the regions in the energy surface which contain the reactive trajectories and this way form the phase space conduits for reactions.

Due to the spatial confinement, quantum effects are particularly strong for the passage through a phase space bottleneck, and accordingly, there is a strong interest in the quantum mechanical manifestation of the transition state. In molecular collision experiments, for example, high resolution spectroscopic techniques have been developed to directly or indirectly probe the transition state (see, e.g., [10]). Two quantum mechanical imprints of the transition state are

given by the quantization of the so-called cumulative reaction probability which is the quantum analogue of the classical flux, and the quantum resonances associated with the transition state. The quantization of the cumulative reaction probability concerns the stepwise increase of the cumulative reaction probability each time a new transition channel opens as energy is increased. While this is quite difficult to observe in chemical reactions (see, e.g., the controversial experiment on the isomerization of ketene [11]) this effect can be seen almost routinely as a quantization of the conductance in the ballistic electron transmission through point contacts in semiconductor hetero-structures [12, 13], metal nano-wires [14, 15] and even liquid metals. The quantum resonances on the other hand, describe how wavepackets initialised on the transition state decay in time (see [8] for a detailed study).

Moreover, there is a strong interest in the development of a quantum version of transition state theory, i.e. in a method to compute quantum reaction rates in such a way that it has similar computational benefits as (classical) transition state theory. Though much effort has been devoted to this problem it is still considered an open problem in the recent perspective paper [7]. One major problem here seemed to be the lacking geometric insight which ultimately led to the realization of classical transition state theory. In [16, 8] a quantum version of transition state theory has been developed which incorporates the classical phase space structures mentioned above in a natural way. It has been demonstrated to yield quite efficient procedures to compute cumulative reaction probabilities as well as resonances.

In this paper we are concerned with phase space bottlenecks which are *not* induced by equilibrium points. In the chemistry literature such bottlenecks are referred to as *entropic barriers*: in the microcanonical pictures this means that despite of the absence of a potential barrier, there is a minimum in the number (or to be more precise phase space volume) of possible configurations transverse to a reaction path. More concretely, we will consider potentialless systems with two and three degrees of freedom where the entropic barriers result from hard wall constrictions with the shape of an hyperbola and an (asymmetric) hyperboloid, respectively. We will be particularly interested in the phase space structures which govern the reaction dynamics in these systems and thus play an analogous role as in the case of a smooth Hamiltonian system with reaction type dynamics as mentioned above, and their quantum mechanical manifestations.

The motivation for studying hyperboloidal geometries is that the resulting classical and quantum mechanical dynamics in such geometries are separable and in this sense completely solvable for such systems. This leads, as we will see, to a very transparent study of the influence of the phase space structures on the quantum transmission, and this way can serve as a first guide to study also non-separable dynamics in other constriction geometries.

This paper is organized as follows. In Sec. 2 we introduce in detail the systems studied in this paper and the associated transmission problems. In Sec. 3 we show how the Schrödinger equation of the transmission problem can be separated. The corresponding separations of the classical equations of motion are studied in Sec. 4. The quantum and classical transmission probabilities are computed in Sec. 5. Finally we compute and discuss quantum resonances in Sec. 6, and give a summary of the results and an outlook in Sec. 7.

2 The transmission problem

In the 2D case we consider a point particle moving freely in a region of the plane defined by

$$-\frac{x^2}{\tilde{a}^2} + \frac{y^2}{\tilde{b}^2} \leq 1, \quad (1)$$

where (x, y) are Cartesian coordinates in the plane, and \tilde{a} and \tilde{b} are positive constants. We assume that, classically, the particle is specularly reflected when it hits either of the branches of the boundary hyperbola

$$-\frac{x^2}{\tilde{a}^2} + \frac{y^2}{\tilde{b}^2} = 1 \quad (2)$$

(see Fig. 1). Quantum mechanically, this leads to the boundary condition that the wavefunction which describes the position of the point particle has to vanish on the boundary hyperbola (2). In the wide-narrow-wide geometry of the region (1) we can associate the part which has $x \ll -1$ with the region representing the ‘reactants’ and the part which has $x \gg 1$ as the ‘products’, and that a ‘reaction’ has taken place when the particle has moved from reactants to products. This interpretation directly applies to the ballistic transmission of electrons through a point contact formed by a lead of the shape (1), but more generally can be viewed as a model describing the collective motion of a many body problem like a molecule from one configuration (or ‘isomer’) to another.

In the 3D case we consider an analogous region in the three-dimensional space defined by

$$-\frac{x^2}{\tilde{a}^2} + \frac{y^2}{\tilde{b}^2} + \frac{z^2}{\tilde{c}^2} \leq 1, \quad (3)$$

where (x, y, z) are Cartesian coordinates, and \tilde{a} , \tilde{b} and \tilde{c} are positive constants for which we impose the condition $\tilde{b} \geq \tilde{c}$. Note that this condition is only imposed for convenience and does not restrict the generality since one can simply swap the y axis with the z axis. The region (3) is bounded by the (asymmetric) hyperboloid

$$-\frac{x^2}{\tilde{a}^2} + \frac{y^2}{\tilde{b}^2} + \frac{z^2}{\tilde{c}^2} = 1 \quad (4)$$

(see Fig. 1). We again assume that, classically, the particle is specularly reflected when it hits the boundary hyperboloid and hence also that the quantum mechanical (position) wavefunction vanishes on the boundary hyperboloid (4). We note that the region (1) in 2D can be formally obtained from the region (3) in 3D by letting $\tilde{c} \rightarrow 0$ which implies $z \rightarrow 0$. While taking this limit leads to no problems for the classical dynamics, one has to be more careful, due the Heisenberg uncertainty relation, when considering this limit in the quantum case. One can view the 2D transmission problem to be contained in the 3D transmission problem either by considering a small but finite $\tilde{c} > 0$ which leads to a flat region near the $x - y$ plane where for the energies under consideration no excitations in the z direction are possible, or by considering a cylindrical region in 3D where the base of the cylinder has the shape (1).

The region (1) has a “bottleneck” contained in the y axis which is given by the line segment with minimal and maximal y values $-\tilde{b}$ and $+\tilde{b}$, respectively. Similarly, the region (3) has a bottleneck in the $y - z$ plane which is bounded

by the ellipse $y^2/\tilde{b}^2 + z^2/\tilde{c}^2 = 1$. In order to reduce the number of (effective) parameters we use as the length scale the maximum value of y in the bottleneck. So formally we have $\tilde{b} = 1$ and the number of parameters specifying the accessible regions is 1 in the 2D case and 2 in the 3D case.

The transmission through the bottlenecks can be viewed as a scattering problem. To this end we assume that a beam of (noninteracting) particles is incident from $x \ll -1$ (the ‘reactants’) and we want to compute the transmission probability to $x \gg 1$ (the ‘products’). We will compute the transmission probability both classically and quantum mechanically in the spirit of transition state theory in Sec. 5.

As mentioned in the introduction the motivation for choosing constrictions of the types (2) and (4) is that they are the most general type of hard wall constrictions for which the transmission problem can be separated and in this sense solved explicitly. We will discuss the separation in the following section (Sec. 3). In fact, in the 2D case the transmission problem is still separable if the constriction is composed of two branches of different confocal hyperbolas. However, the asymmetric case has no 3D analogue and we therefore restrict ourselves to the symmetric case (2). Some aspects of the quantum transmission and the associated resonances through constrictions of the types (2) and (4) have been addressed already in earlier papers. The quantum resonances for an asymmetric 2D constriction consisting of the branches of different hyperbola have been studied by Whelan [17]. The quantum transmission problem (without resonances) through a constriction of the type (2) has been studied by Yosefin and Kaveh [18]. Similarly, the transmission problem (again without resonances) has been studied for an axially symmetric hyperboloidal constriction in 3D by Torres, Pascual and Sáenz [19], and for the asymmetric case by Waalkens [20]. The main purpose of the present paper is to study the quantum transmission and the associated resonances through the 2D and 3D constrictions (2) and (4) in a coherent way using the perspective of transition state theory.

3 Separation of the Schrödinger equation

For the quantum transmission problem, we have to find solutions of the free Schrödinger or Helmholtz equations

$$-\frac{\hbar^2}{2m} \left(\frac{\partial^2}{\partial x^2} + \frac{\partial^2}{\partial y^2} \right) \psi = E\psi \quad (2D) \quad (5)$$

or

$$-\frac{\hbar^2}{2m} \left(\frac{\partial^2}{\partial x^2} + \frac{\partial^2}{\partial y^2} + \frac{\partial^2}{\partial z^2} \right) \psi = E\psi \quad (3D), \quad (6)$$

which for $x \gg 1$ are waves propagating in the positive x direction and fulfill Dirichlet boundary conditions, i.e. we require the restriction of ψ on the boundary hyperbola (2) resp. hyperboloid (4) to vanish. The Helmholtz equations (5) and (6) together with their boundary conditions can be separated in elliptic and ellipsoidal coordinates, respectively, as we will discuss in the following two subsections which separately consider the 2D case and 3D case.

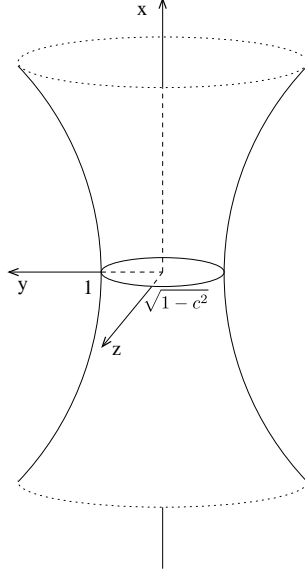


Figure 1: Accessible region confined by the boundary hyperboloid (4). The region has a “bottleneck” in the $y - z$ plane with the shape of an ellipse with semimajor axis 1 and semiminor axis $\tilde{c} = \sqrt{1 - c^2}$ (in scaled coordinates). For the 2D case ($\tilde{c} = 0$, or equivalently $c = 1$), the accessible region is the area between the two branches of the hyperbola (2) in the $x - y$ plane.

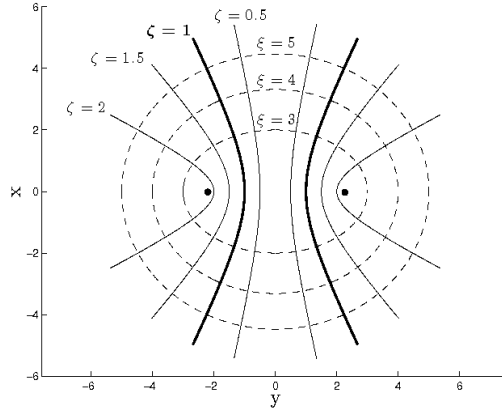


Figure 2: Coordinate lines $\xi = \text{const.}$ (dashed ellipses) and $\zeta = \text{const.}$ (solid hyperbolae) with the boundary hyperbola (2) in bold. The bold dots mark the focus points $(x, y) = (0, \pm a)$. ($a^2 = 5$.)

3.1 The 2D system

The 2D Helmholtz equation (5) together with the Dirichlet boundary conditions can be separated in elliptic coordinates (ζ, ξ) [21, 22]. Each of them parametrizes a family of confocal quadrics

$$\frac{x^2}{s^2 - a^2} + \frac{y^2}{s^2} = 1, \quad (7)$$

where $s \in \{\zeta, \xi\}$ and $a^2 = 1 + \tilde{a}^2/\tilde{b}^2$.

For $s = \xi > a$, both terms on the left hand side of Eq. (7) are positive and the equation defines a family of confocal ellipses with foci at $(x, y) = (0, \pm a)$. Their intersections with the x axis and y axis are at $x = \pm\sqrt{\xi^2 - a^2}$ and $y = \pm\xi$, respectively. For $a > s = \zeta > 0$, the first term on the left hand side of Eq. (7) is negative giving confocal (two sheeted) hyperbolae with foci also at $(x, y) = (0, \pm a)$. Their intersections with the y axis are at $y = \pm\zeta$; they do not intersect the x axis.

The coordinate lines of ζ and η are shown in Fig. 2. Inverting Eq. (7) within the positive $x - y$ quadrant gives

$$x = \frac{\sqrt{(\xi^2 - a^2)(a^2 - \zeta^2)}}{a}, \quad (8)$$

$$y = \frac{\xi\zeta}{a}, \quad (9)$$

with

$$0 \leq \zeta \leq a \leq \xi. \quad (10)$$

The remaining quadrants are obtained from appropriate reflections. However, it is also useful to reduce the discrete reflection symmetry of the system about the x axis and the y axis. In fact the solutions of the Helmholtz equation (5) fulfilling the Dirichlet boundary conditions along the boundary hyperbola (2) can be classified in terms of their parities π_x and π_y which correspond to the reflections about the y axis and x axis, respectively. We therefore introduce the symmetry reduced system which only has the positive $x - y$ quadrant as the fundamental domain and impose Dirichlet (negative parity) or Neumann boundary conditions (positive parity) on the x and y axes. The Cartesian coordinate axes are obtained from the elliptic coordinates ζ and ξ in terms of the equalities in (10): $\zeta = 0$ gives the x axis; $\xi = a$ gives the segment of the y axis between the focus points, the rest of the y axis has $\zeta = a$ (see Fig. 3(a)).

The boundary hyperbola (2) (in scaled coordinates) coincides with the coordinate line $\zeta = 1$, i.e. in the region (1) ζ takes values in $[0, 1]$. Considering only the region enclosed by the boundary hyperbola (2), the coordinate lines $\xi = \text{const.} \geq a$ are transverse to the x direction. To this end note that the singular coordinate line $\xi = a$ contains the ‘bottleneck’ $(x, y) \in \{0\} \times [-1, 1]$. The coordinate ξ thus parametrizes the direction of the transmission; ζ parametrizes the direction transverse to the transmission.

The parameter a determines how strong the narrowness of the constriction changes with x : for $a \rightarrow \infty$ the constriction becomes an infinitely long rectangular strip; for $a \rightarrow 1$ the constriction degenerates to the y axis with a hole of width 2 about the origin.

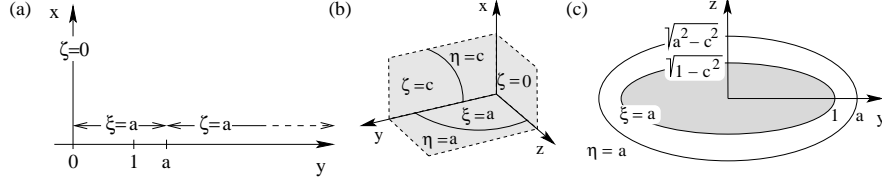


Figure 3: (a) Singular elliptic coordinate surfaces, for the 2D system. The line segment $[0, 1]$ is half of the “bottleneck” on the y axis. (b) Singular ellipsoidal coordinate surfaces, for the 3D system. (c) “Bottleneck” (shaded region) in the $y - z$ plane bounded by the 3D hyperboloidal constriction whose intersection with the $y - z$ plane is the ellipse $y^2/1 + z^2/(1 - c^2) = 1$, and singular coordinate patches $\xi = a$ and $\eta = a$ (inside and outside of the ellipse $y^2/a^2 + z^2/(a^2 - c^2) = 1$, respectively).

With the ansatz $\psi(\zeta, \xi) = \psi_\zeta(\zeta)\psi_\xi(\xi)$ the partial differential equation (5) can be separated and turned into the set of ordinary differential equations

$$-\frac{\hbar^2}{2m} \left(\sqrt{s^2 - a^2} \frac{d}{ds} \right)^2 \psi_s(s) = E (s^2 - s_2^2) \psi_s(s), \quad (11)$$

where $s \in \{\zeta, \xi\}$ and s_2^2 denotes the separation constant. The equations for ζ and ξ are identical, but they have to be considered on the different intervals (10) and for different boundary conditions. In fact the equations have regular singular points [21] at $\pm a$. These regular singular points have indices 0 and $1/2$, i.e. there are solutions, which near $\pm a$ are of the form $\psi_s(s) = (s \mp a)^q \tilde{\psi}(s)$ where $\tilde{\psi}(s)$ is analytic and $q = 0$ or $q = 1/2$. As the elliptic coordinates (ζ, ξ) give for the regular singular point a the Cartesian y axis, the indices determine the parities π_x of the total wave function $\psi(\zeta, \xi)$ [23], i.e. $q = 0$ or $q = 1/2$ correspond to total wave functions which have $\pi_x = +$ or $\pi_x = -$, respectively. The value of ψ_ζ at the ordinary point $\zeta = 0$ determines the parity π_y .

For the computation and interpretation of the results below, it is useful to remove the singularities in (11). This can be achieved by the transformation

$$(\zeta(\nu), \xi(\lambda)) = a(\cos(\nu), \cosh(\lambda)), \quad (12)$$

which is the standard parametrization of elliptic coordinates by trigonometric functions. Inserting (12) into (8) and (9) gives

$$x = a \sin(\nu) \sinh(\lambda), \quad y = a \cos(\nu) \cosh(\lambda). \quad (13)$$

To cover the positive $x - y$ quadrant (ν, λ) have to vary in the intervals

$$0 \leq \nu \leq \pi/2, \quad 0 \leq \lambda < \infty. \quad (14)$$

The boundary hyperbola (2) has

$$\nu = \nu_B = \arccos(1/a). \quad (15)$$

Extending the intervals (14) to

$$\nu_B \leq \nu \leq \pi - \nu_B, \quad -\infty < \lambda < \infty. \quad (16)$$

we get a full regular cover of the region (1) in terms of the strip $[\nu_B, \pi - \nu_B] \times \mathbb{R}$. Transforming (11) to the coordinates (ν, λ) leads to

$$-\frac{\hbar^2}{2m} \frac{d^2}{d\hat{s}^2} \psi_{\hat{s}}(\hat{s}) = \sigma_{\hat{s}} E (s^2(\hat{s}) - s_2^2) \psi_{\hat{s}}(\hat{s}), \quad (17)$$

where $\hat{s} \in \{\nu, \lambda\}$, $s(\hat{s}) \in \{\zeta(\nu), \xi(\lambda)\}$ are the functions from (12) and the $\sigma_{\hat{s}}$ are the signs $\sigma_{\lambda} = +$ and $\sigma_{\nu} = -$. Each of these equations can be interpreted as a one-dimensional Schrödinger equation with a Hamiltonian of the standard type $H = -\hbar^2(d^2/dx^2)/2 + V$ (“kinetic plus potential energy”) with effective energy and potential

$$E_{\hat{s}, \text{eff}} = -\sigma_{\hat{s}} E s_2^2, \quad V_{\hat{s}, \text{eff}}(\hat{s}) = -\sigma_{\hat{s}} E s^2(\hat{s}). \quad (18)$$

The effective energies and potentials (18) are shown for “representative” values of the separation constant s_2^2 in Fig. 7(a) of Sec. 4. Here ν varies in an interval of length π which is the period of the effective potential $V_{\nu, \text{eff}}$. What we mean by “representative” will be explained in Sec. 4, where we analyze the corresponding classical system. Since the effective potential $V_{\lambda, \text{eff}}$ is symmetric under the reflection $\lambda \mapsto -\lambda$ (i.e. the reflection about $\lambda = 0$) there are solutions of (17) that are symmetric or antisymmetric under this reflection. Using (13) we can relate the behaviour of solutions under this reflection to the parity π_x . Similarly, since the effective potential $V_{\nu, \text{eff}}$ is symmetric under the reflection $\nu \mapsto -\nu + \pi$ (i.e. the reflection about $\nu = \pi/2$) there are solutions of (17) that are symmetric or antisymmetric under this reflection. Again using (13) we can relate the behaviour of solutions under this reflection to the parity π_y . The parities π_x and π_y are marked at the top of Fig. 7(a). The fact that the algebraic counterparts of (17) in (11) are identical, is reflected in (17) by the substitution $\nu \rightarrow i\nu$ which relates the equation for ν to the equation for λ .

3.2 The 3D system

Similarly to the 2D case, the 3D Helmholtz equation (6) together with the Dirichlet boundary conditions can be separated in ellipsoidal coordinates (ζ, η, ξ) [21, 22]. Each of them parametrizes a family of confocal quadrics

$$\frac{x^2}{s^2 - a^2} + \frac{y^2}{s^2} + \frac{z^2}{s^2 - c^2} = 1, \quad (19)$$

where $s \in \{\zeta, \eta, \xi\}$, $c^2 = 1 - \tilde{c}^2/\tilde{b}^2$ and $a^2 = 1 + \tilde{a}^2/\tilde{b}^2$.

For $s = \xi > a$, all terms on the left hand side of Eq. (19) are positive and the equation defines a family of confocal ellipsoids. Their intersections with the $y - z$ plane, the $x - y$ plane and the $x - z$ plane are planar ellipses with foci at $(y, z) = (\pm c, 0)$, $(x, y) = (0, \pm a)$ and $(x, z) = (0, \pm(a^2 - c^2)^{1/2})$, respectively. For $a > s = \eta > c$, the first term on the left hand side of Eq. (19) becomes negative. Eq. (19) thus gives confocal one sheeted hyperboloids. Their intersections with the $y - z$ plane are planar ellipses with foci at $(y, z) = (\pm c, 0)$; the intersections with the $x - y$ plane and the $x - z$ plane are planar hyperbolas with foci at $(x, y) = (0, \pm a)$ and $(x, z) = (0, \pm(a^2 - c^2)^{1/2})$, respectively. For $c > s = \zeta > 0$, the first and third terms on the left hand side of Eq. (19) are negative giving confocal two sheeted hyperboloids. Their intersections with the $y - z$ plane and the $x - y$ plane are planar hyperbolas with foci at $(y, z) = (\pm c, 0)$ and $(x, y) = (0, \pm a)$, respectively; they do not intersect the $x - z$ plane.

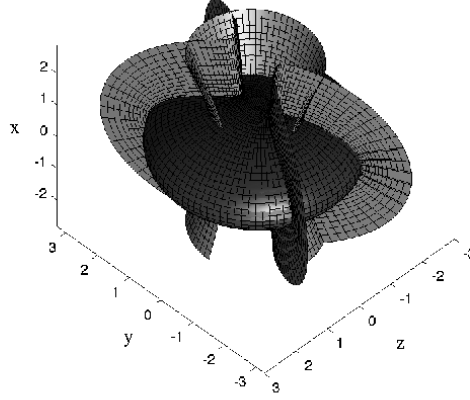


Figure 4: Ellipsoidal coordinates surfaces $\xi = 5$ (ellipsoid in red), $\eta = 1$ (the one sheeted boundary hyperboloid (4) in blue) and $\zeta = 1/2$ (two sheeted hyperboloid in green), for $(a^2, c^2) = (5, 0.2)$.

The coordinate surfaces of ζ , η and ξ are shown in Fig. 4. Inverting Eq. (19) within the positive $x - y - z$ octant gives

$$x = \frac{\sqrt{(\xi^2 - a^2)(a^2 - \eta^2)(a^2 - \zeta^2)}}{a\sqrt{a^2 - c^2}}, \quad (20)$$

$$y = \frac{\xi\eta\zeta}{ac}, \quad (21)$$

$$z = \frac{\sqrt{(\xi^2 - c^2)(\eta^2 - c^2)(c^2 - \zeta^2)}}{c\sqrt{a^2 - c^2}}, \quad (22)$$

with

$$0 \leq \zeta \leq c \leq \eta \leq a \leq \xi. \quad (23)$$

The remaining octants are obtained from appropriate reflections. Again, we also introduce a symmetry reduced system which has the positive $x - y - z$ octant as the fundamental domain. The solutions of the Helmholtz equation (6) fulfilling Dirichlet boundary conditions along the boundary hyperboloid (4) with parities π_x , π_y and π_z are then obtained from the symmetry reduced system by imposing Dirichlet or Neumann boundary conditions along the Cartesian coordinate planes which in terms of the elliptic coordinates (ζ, η, λ) are given by the equalities in one of the equations in (23): $\zeta = 0$ gives the $x - z$ plane; $\zeta = c$ and $\eta = c$ give two surface patches which together cover the $x - y$ plane; $\eta = a$ and $\xi = a$ give two surface patches which together cover the $y - z$ plane (see Fig. 3(b)).

The boundary hyperboloid (4) (in scaled coordinates) coincides with the coordinate surface $\eta = 1$, i.e. within the region (3) η is restricted to $[c, 1]$.

Considering only the region enclosed by the boundary hyperboloid (4), the coordinate planes $\xi = \text{const.} \geq a$ are transverse to the x direction. Note that the singular coordinate plane $\xi = a$ is a region in the $y - z$ plane which is enclosed by an ellipse which lies outside of the hyperboloidal constriction (see Fig. 3(c)). The coordinate ξ thus parametrizes the direction of transmission; η and ζ parametrize the two directions transverse to transmission.

The parameter c determines the asymmetry of the cross-section of the constriction with $c = 0$ leading to an axially symmetric constriction and $c = 1$ leading to the 2D case. The parameter a determines how strong the narrowness changes with x : for $a \rightarrow \infty$ the constriction becomes cylindrical with an elliptical cross-section; for $a \rightarrow 1$ the constriction degenerates to the $y - z$ plane with a hole having the shape of an ellipse.

With the ansatz $\psi(\zeta, \eta, \xi) = \psi_\zeta(\zeta)\psi_\eta(\eta)\psi_\xi(\xi)$ the Helmholtz equation (6) can be separated and turned into the set of ordinary differential equations

$$-\frac{\hbar^2}{2m} \left(\sqrt{(s^2 - a^2)(s^2 - c^2)} \frac{d}{ds} \right)^2 \psi_s(s) = E(s^4 - 2ks^2 + l) \psi_s(s), \quad (24)$$

where $s \in \{\zeta, \eta, \xi\}$ and k and l denote the separation constants. The equations for ζ , η and ξ are identical, but they have to be considered on the different intervals (23) and for different boundary conditions. For later purposes it is useful to rewrite (24) in the form

$$-\frac{\hbar^2}{2m} \left(\sqrt{(s^2 - a^2)(s^2 - c^2)} \frac{d}{ds} \right)^2 \psi_s(s) = E(s^2 - s_1^2)(s^2 - s_2^2) \psi_s(s), \quad (25)$$

where

$$s_1^2 = k - (k^2 - l)^{1/2}, \quad s_2^2 = k + (k^2 - l)^{1/2}, \quad (26)$$

and conversely

$$k = \frac{1}{2}(s_1^2 + s_2^2), \quad l = s_1^2 s_2^2. \quad (27)$$

Similarly to equations (11) in the 2D case the equations (24) have regular singular points [21] at $\pm a$ and $\pm c$. All these regular singular points again have indices 0 and 1/2 like in the 2D case. Thus there are solutions, which near $\sigma = \pm a$ or $\sigma = \pm c$ are of the form $\psi_s(s) = (s - \sigma)^{q_\sigma} \tilde{\psi}(s)$ where $\tilde{\psi}(s)$ is analytic and $q_\sigma = 0$ or $q_\sigma = 1/2$. As the ellipsoidal coordinates (ζ, η, ξ) give for the regular singular points $\pm a$ and $\pm c$ the Cartesian $y - z$ plane and $x - y$ plane, respectively, the indices determine the parities π_x and π_z of the total wave function $\psi(\zeta, \eta, \xi)$ [22]. More precisely, $q_a = 0$ or $q_a = 1/2$ correspond to total wave functions which have $\pi_x = +$ or $\pi_x = -$, respectively, and $q_c = 0$ or $q_c = 1/2$ correspond to total wave functions which have $\pi_z = +$ or $\pi_z = -$, respectively. As in the 2D case, the value of ψ_ζ at the ordinary point $\zeta = 0$ determines the parity π_y .

For the computation and interpretation of the results below it is useful to remove the singularities in (24). This can be achieved by the transformation

$$(\zeta(\nu), \eta(\mu), \xi(\lambda)) = a(q \operatorname{sn}(\nu, q), \operatorname{dn}(\mu, q'), \frac{\operatorname{dn}(\lambda, q)}{\operatorname{cn}(\lambda, q)}), \quad (28)$$

where $\operatorname{sn}(\phi, q)$, $\operatorname{cn}(\phi, q)$ and $\operatorname{dn}(\phi, q)$ are Jacobi's elliptic functions with "angle" ϕ and modulus q [24]. Here the modulus is given by $q = c/a$ and $q' = (1 -$

$q^2)^{1/2}$ denotes the conjugate modulus. This is the standard parametrization of ellipsoidal coordinates by elliptic functions [21].

Expressing the Cartesian coordinates in terms of (ν, μ, λ) gives

$$\begin{aligned} x &= q' a \frac{\operatorname{sn}(\lambda, q) \operatorname{sn}(\mu, q') \operatorname{dn}(\nu, q)}{\operatorname{cn}(\lambda, q)}, \\ y &= a \frac{\operatorname{dn}(\lambda, q) \operatorname{dn}(\mu, q') \operatorname{sn}(\nu, q)}{\operatorname{cn}(\lambda, q)}, \\ z &= q' a \frac{\operatorname{cn}(\mu, q') \operatorname{cn}(\nu, q)}{\operatorname{cn}(\lambda, q)}. \end{aligned} \quad (29)$$

To cover the positive $x - y - z$ octant (ν, μ, λ) have to vary in the intervals

$$0 \leq \nu \leq K(q), \quad 0 \leq \mu \leq K(q'), \quad 0 \leq \lambda \leq K(q), \quad (30)$$

where $K(q)$ and $K(q')$ are Legendre's complete elliptic integral of first kind with modulus q and q' , respectively. The boundary hyperboloid (4) has

$$\mu = \mu_B = F((a^2 - 1)/(a^2 - c^2))^{1/2}, q'), \quad (31)$$

where F is Legendre's incomplete elliptic integral of first kind which in (31) has argument $((a^2 - 1)/(a^2 - c^2))^{1/2}$ and modulus q' . Extending the intervals (30) to

$$0 \leq \nu \leq 4K(q), \quad \mu_B \leq \mu \leq 2K(q') - \mu_B, \quad -K(q) \leq \lambda \leq K(q) \quad (32)$$

we get a double cover of the region (3) in terms of the 'solid torus' $\mathbb{R}/(4K(q)\mathbb{Z}) \times [\mu_B, 2K(q') - \mu_B] \times [-K(q), K(q)]$, where $\mathbb{R}/(4K(q)\mathbb{Z})$ denotes the topological circle resulting from identifying points in \mathbb{R} differing by integer multiples of the period in ν which is $4K(q)$. In Fig. 5 we present the solid torus as the cube (32), where the opposite sides $\nu = 0$ and $\nu = 4K(q)$ have to be identified. Each of the smaller cubes

$$\begin{aligned} &[n_\nu K(q), (n_\nu + 1)K(q)] \times [0, K(q')] \times [0, \pm K(q)] \quad \text{and} \\ &[n_\nu K(q), (n_\nu + 1)K(q)] \times [K(q'), 2K(q')] \times [0, \pm K(q)] \end{aligned} \quad (33)$$

in Fig. 5, with $n_\nu \in \mathbb{Z}$ represents one Cartesian $x - y - z$ octant of the region (3). Note that each of the smaller cubes (33) has four neighbours. This property can be understood from the fact that in order to regularise the coordinates (ζ, η, ξ) in terms of the coordinates (ν, μ, λ) we have to regularise each of the four singular transition between two $x - y - z$ octants shown in Fig. 3 (note that the singular patch $\eta = a$ in Fig. 3 is not accessible in (3)). The two covers of the double cover (32) are related by the involution

$$S(\nu, \mu, \lambda) = (2K(q) - \nu, -\mu - 2K(q'), \lambda), \quad (34)$$

which leaves the Cartesian coordinates (29) fixed (see also Fig. 5).

Transforming (24) to the coordinates (ν, μ, λ) leads to

$$-\frac{\hbar^2}{2m} \frac{d^2}{ds^2} \psi_s(\hat{s}) = \sigma_s \frac{E}{a^2} (s^4(\hat{s}) - 2ks^2(\hat{s}) + l) \psi_s(\hat{s}), \quad (35)$$

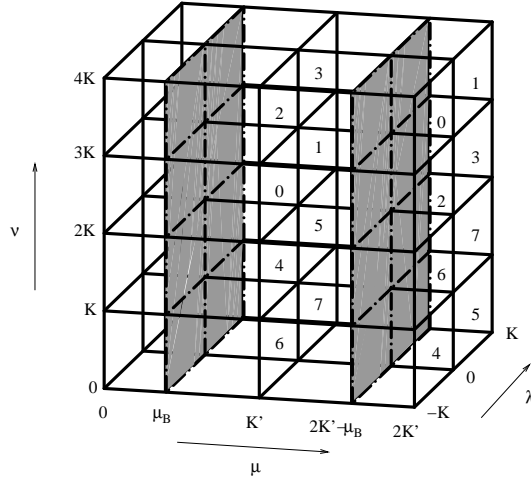


Figure 5: Representation of the solid torus (32) as a cube with periodic boundary conditions in ν . Each small cube represents one Cartesian $x-y-z$ octant. The octants corresponding to the smaller cubes are indicated by a ‘binary’ labeling with respect to the signs of x , y and z (e.g., $(-, -, -)$ corresponds to 0, $(-, -, +)$ corresponds to 1, etc.). The shaded planes mark the boundary hyperboloid which on the double cover is given by $\mu = \mu_B$ and $\mu = 2K'(q) - \mu_B$, where $K'(q) = K(q')$.

where $\hat{s} \in \{\nu, \mu, \lambda\}$, $s(\hat{s}) \in \{\zeta(\nu), \eta(\mu), \xi(\lambda)\}$ are the functions from (28) and the $\sigma_{\hat{s}}$ are the signs $\sigma_{\lambda} = \sigma_{\nu} = +$ and $\sigma_{\mu} = -$. Each of these equations can be interpreted as a one-dimensional Schrödinger equation with a Hamiltonian of the standard type $H = -\hbar^2(d^2/dx^2)/2 + V$ (“kinetic plus potential energy”) with effective energy and potential

$$E_{\hat{s},\text{eff}} = \sigma_{\hat{s}} \frac{E}{a^2} l, \quad V_{\hat{s},\text{eff}}(\hat{s}) = -\sigma_{\hat{s}} \frac{E}{a^2} (s^4(\hat{s}) - 2ks^2(\hat{s})). \quad (36)$$

The effective energies and potentials (36) are shown for representative (again see Sec. 4) values of the separation constants k and l in Fig. 10(a) of Sec. 4, where μ and ν vary in intervals of length $2K(q')$ and $2K(q)$, which are the periods of the effective potentials $V_{\mu,\text{eff}}$ and $V_{\nu,\text{eff}}$, respectively.

The reflection symmetry of the effective potential $V_{\lambda,\text{eff}}$ about $\lambda = 0$ leads to solutions of (35) that are symmetric or antisymmetric under this reflection. Similar to the 2D case we can use (29) to relate the behaviour of solutions under this reflection to the parity π_x . The effective potential $V_{\mu,\text{eff}}$ is symmetric about $\mu = K(q')$, and using (35) the symmetry or antisymmetry of solutions of (35) under the corresponding reflection $\mu \mapsto 2K(q') - \mu$ can be related to the parity π_z . The effective potential $V_{\nu,\text{eff}}$ has reflection symmetry about $\nu = 0$ and $\nu = K(q)$. Eq. (29) relates the symmetry or antisymmetry of the solutions under the corresponding reflections $\nu \mapsto -\nu$ and $\nu \mapsto 2K(q) - \nu$ to parities π_y and π_z , respectively. We note that, like their algebraic counterparts (24), the wave equations (35) for ν , μ and λ are identical, if one considers them on different intervals (in the complex plane). The equations for μ and λ can, e.g., be related to the equation for ν using the identities $\text{sn}(u + K(q) + iK(q'), q) = q^{-1} \text{dn}(u, q)/\text{cn}(u, q)$ and $\text{sn}(-iu + K(q) + iK(q'), q) = q^{-1} \text{dn}(u, q')$ in (28). This is similar to the statement on the wave equations (17) in the 2D case.

4 The classical systems

We will now study the classical dynamics of the transmission problem described in Sec. 2. As mentioned in Sec. 2 the classical motions consist of motions along straight lines in the regions (1) and (3) with specular reflections at the boundary hyperbola and hyperboloid, respectively. Like the Helmholtz equations with the Dirichlet boundary conditions imposed along the boundary hyperbola and hyperboloid the classical equations of motion can also be separated in elliptic (2D) and ellipsoidal coordinates (3D). The separability implies that the classical dynamics is integrable, i.e. there are as many constants of the motion (the separation constants) that are independent and in involution as degrees of freedom. A modification of the Liouville-Arnold theorem [25] says that the space of the classical motion is (up to singular sets of measure zero) foliated by invariant cylinders (the analogues of invariant tori in closed systems). In the following we will have a closer look at these foliations for both the 2D and 3D system.

4.1 The 2D system

4.1.1 Phase space foliation

Separating the equations of motions for the free motion in the plane in the elliptic coordinates (ζ, ξ) introduced in Sec. 3.1 yields that the momenta p_s

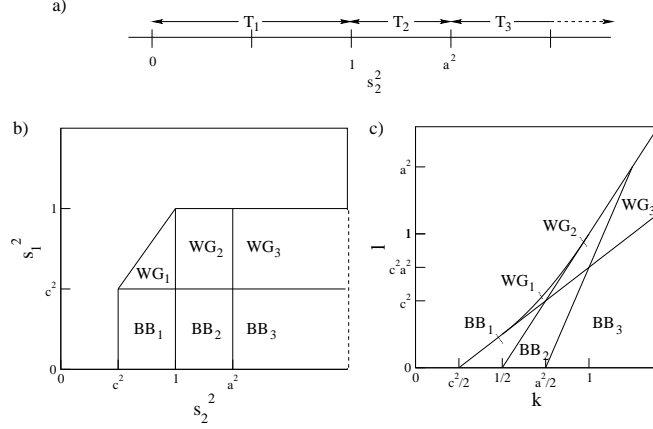


Figure 6: Bifurcation diagram in terms of the variable s_2^2 for the 2D system, with $a^2 = 3/2$ (a), and in terms of the variables (s_1^2, s_2^2) (b) and (k, l) (c) for the 3D system, with $(a^2, c^2) = (3/2, 1/2)$.

conjugate to s , $s \in \{\zeta, \xi\}$, are given by

$$p_s^2 = 2mE \frac{s^2 - s_2^2}{s^2 - a^2} \quad (37)$$

(see [23]), where s_2^2 is a separation constant which acts as the square of the turning point of the respective degree of freedom $s \in \{\zeta, \xi\}$. These equations are the analogues of the separated Helmholtz equations in the algebraic form (11). Similarly, for the coordinates $\hat{s} \in \{\nu, \lambda\}$ and their conjugate momenta $p_{\hat{s}}$, the analogue of the regularized separated Helmholtz equations (17) are given by

$$p_{\hat{s}}^2 = \sigma_{\hat{s}} 2mE (s^2(\hat{s}) - s_2^2) \quad (38)$$

$$= 2m(E_{\hat{s}, \text{eff}} - V_{\hat{s}, \text{eff}}(\hat{s})), \quad (39)$$

where $\hat{s} \in \{\nu, \lambda\}$ and $s(\hat{s}) \in \{\zeta(\nu), \xi(\lambda)\}$ in (38) are the functions defined in (12), and the effective energy and potential in (39) are defined as in (18).

The specular reflection at the 2D boundary hyperbola $\zeta = 1$ or equivalently $\nu = \nu_B$ and $\nu = \pi - \nu_B$ is described by mapping the phase space coordinates right before the reflection to the phase space coordinates right after the reflection according to

$$(\zeta, \xi, p_{\zeta}, p_{\xi}) \mapsto (\zeta, \xi, -p_{\zeta}, p_{\xi}) \quad (40)$$

or

$$(\nu, \lambda, p_{\nu}, p_{\lambda}) \mapsto (\nu, \lambda, -p_{\nu}, p_{\lambda}), \quad (41)$$

respectively. As opposed to the phase space coordinates (s, p_s) , $s \in \{\zeta, \xi\}$ the phase space coordinates $(\hat{s}, p_{\hat{s}})$, $\hat{s} \in \{\nu, \lambda\}$ lead to a smooth description of the motion (apart from the specular reflections).

Like in the quantum case in Sec. 3.1 we can also introduce a symmetry reduced system in the classical case. For the symmetry reduced system the motion is confined to the positive $x - y$ quadrant of the region (1) with specular reflections not only at the boundary hyperbola (2) but also at the Cartesian coordinate axes.

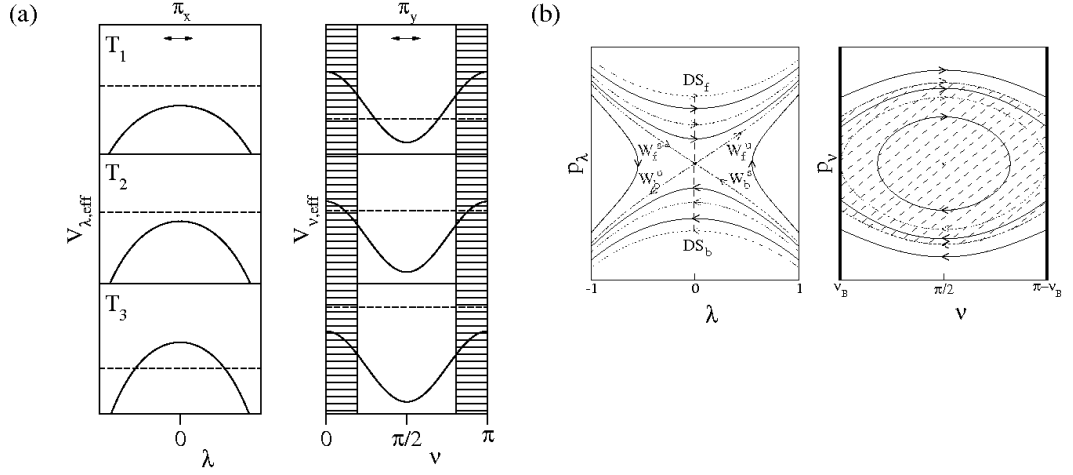


Figure 7: (a) Effective potentials and energies for the types of motion T_1 , T_2 and T_3 defined in Fig. 6(a). For the ν degree of freedom the hatched regions mark the forbidden regions $[0, \nu_B]$ and $[\pi - \nu_B, \pi]$ which are not contained in the region (1). (b) Phase curves parametrized by s_2^2 (with $E = \text{const.} > 0$). For $s_2^2 = 0$, we have the forward and backward reaction paths (the free flight motions along the x axis) which correspond to the branches of the green solid hyperbola in the left panel and the green central dot in the right panel. For a fixed $s_2^2 \in (0, 1)$, we have two invariant cylinders of forward and backward reactive trajectories which do not involve specular reflections at the boundary hyperbola (2). These appear as the two branches of the black solid ‘horizontal’ hyperbola in the left panel and the inner black solid circle in the right panel. The two cylinders which have $s_2^2 = 1$ and have forward and backward trajectories that touch the boundary hyperbola (2) tangentially are marked by the red dashed curves in either panel. A fixed $s_2^2 \in (1, a^2)$ represents two cylinders which have forward and backward reactive trajectories that involve specular reflections at the boundary hyperbola. These are marked by the two branches of the black solid ‘vertical’ hyperbola in the left panel and the corresponding chopped circle in the right panel. The value $s_2^2 = a^2$ represents the periodic orbit (or ‘transition state’) TS which corresponds to the origin in the left panel and the corresponding blue chopped circles in the right panel, and its stable and unstable manifolds with their forward and backward branches $W_{f,b}^{s/u}$ forming the blue cross in the left panel and coinciding with the blue chopped circles in the right panel. A fixed $s_2^2 > a^2$ represents two cylinders of nonreactive trajectories on the reactants side ($\lambda < 0$) and products side ($\lambda > 0$), respectively. These correspond to the two branches of the black solid ‘vertical’ hyperbola in the left panel and the corresponding chopped circle in the right panel. The black dashed lines in the left panel mark the forward ($p_\lambda > 0$) and backward ($p_\lambda < 0$) dividing surfaces $DS_{b/f}$. In the right panel these appear as the hatched chopped disk. ($a^2 = 5$.)

The physical meaning of the separation constant s_2^2 becomes more clear from multiplying it with $(2mE)^{1/2}$ and expressing it in terms of Cartesian coordinates. A little bit of algebra then gives

$$\sqrt{2mE}s_2^2 = L_z^2 + a^2 p_y^2 = \frac{1}{2}(L_{z-}^2 + L_{z+}^2), \quad (42)$$

where $L_z = xp_y - yp_x$ is the angular momentum about the origin, and $L_{z-} = (x+a)p_y - yp_x$ and $L_{z+} = (x-a)p_y - yp_x$ are the angular momenta about the focus points $(x, y) = (0, \pm a)$. This is the second constant of the motion beside the energy which makes the system integrable. A modification of the Liouville-Arnold theorem then implies that the four dimensional phase space is foliated by invariant cylinders (see below) which are given by the common level sets of the constants of motion E and (42) or equivalently E and s_2^2 . In fact the energy plays no major role for the motions. It just determines the speed of the motion along the straight lines (in configuration space). As indicated by the occurrence of the energy as a multiplicative factor in the equations for the separated momenta (37) and (38), energy surfaces of different positive energies only differ by the scaling of the momenta, and accordingly they all have the same type of foliation by invariant cylinders. To discuss the foliations of the energy surfaces it is thus sufficient to consider a single energy surface of fixed energy $E > 0$. The different types of cylinders contained in the energy surface of this energy are then parametrized by the second constant of motion, s_2^2 , in the following way.

First of all, in order to simultaneously have real momenta in the physical ranges $\zeta \in [0, a]$ and $\xi \in [a, \infty)$ (see (10)) the separation constant s_2^2 can only take nonnegative values. We therefore will occasionally write $s_2 = \sqrt{s_2^2}$. The interval $[0, \infty)$ contains three subintervals which correspond to different smooth families of cylinders which we denote by

$$\begin{aligned} T_1 : \quad & 0 < s_2^2 < 1, \\ T_2 : \quad & 1 < s_2^2 < a^2, \\ T_3 : \quad & a^2 < s_2^2. \end{aligned} \quad (43)$$

At the values $s_2^2 = 0$, $s_2^2 = 1$ and $s_2^2 = a^2$ the families of cylinders bifurcate, and these parameter values thus present critical motions to which we will come back below (also see the bifurcation diagram in Fig. 6).

To understand the motions on the different types of cylinders T_1 , T_2 and T_3 it is useful to consider the corresponding effective potentials and energies (18) and phase portraits in the planes $\nu - p_\nu$ and $\lambda - p_\lambda$ in Fig. 7 in combination with the projections of the cylinders to configuration space which are shown in Fig. 8.

The common level set of the constants of motion E and s_2^2 in T_1 consists of two disjoint cylinders which both extend over all values of x . On one of these cylinders p_λ is always greater than zero, and on the other p_λ is always less than zero. These cylinders are thus foliated by forward and backward reactive trajectories, respectively. The motion oscillates in the ν degree of freedom in such a way that the trajectories do not hit the boundary hyperbola (2). The topology of the cylinders, $\mathbb{R} \times \mathbb{S}^1$, becomes apparent from taking the Cartesian product of the lines ($\sim \mathbb{R}$) in the phase plane $\lambda - p_\lambda$ in the left panel of Fig. 7(b)

with the corresponding topological circle in the phase plane $\nu - p_\nu$ in the right panel of Fig. 7(b).

Similarly, a common level set of the constant of motion in T_2 consists of two disjoint cylinders of which one again consists of forward reactive trajectories and the other again consists of backward reactive, but the oscillations in the transverse degree of freedom ν now involve reflections at the boundary hyperbola. To simplify the discussion, we will glue together the two line segments in the $\nu - p_\nu$ plane in the right panel of Fig. 7(b) which have positive and negative p_ν , respectively, at the points $\nu = \nu_B$ and $\nu = \pi - \nu_B$, i.e. at $\nu = \nu_B$ and $\nu = \pi - \nu_B$ we identify p_ν and $-p_\nu$. Note that strictly speaking the momenta are not defined along the boundary hyperbola. However, the gluing can also be justified from physical considerations by viewing the hard wall potential which causes the reflections as the limiting case of a smooth potential that becomes steeper and steeper. The resulting object can then again be viewed as a topological circle, \mathbb{S}^1 , and taking the Cartesian products with the corresponding lines $\sim \mathbb{R}$ in the $\lambda - p_\lambda$ planes we again obtain topological cylinders $\mathbb{R} \times \mathbb{S}^1$ similar to those in T_1 .

In contrast to the cylinders above, the common level set of the constants of motion in T_3 consists of two disjoint cylinders which when projected to configuration space are both bounded away from the y axis by the ellipse $\xi^2 = s_2^2$. These cylinders are foliated by nonreactive trajectories which stay on the side of reactants and products, respectively.

The critical value $s_2^2 = 1$ corresponds to the limiting motion between T_1 and T_2 . The level set of the constants of motion $E > 0$ and $s_2^2 = 1$ consists of two disjoint cylinders which contain forward and backward reactive trajectories, respectively, which hit the boundary hyperbola (2) tangentially (see the dotted line in the right panel of Fig. 7(b)).

At the critical value $s_2^2 = 0$ the two cylinders of type T_1 degenerate to two lines $\sim \mathbb{R}$ given by the Cartesian products of the dot at the centre of the $\nu - p_\nu$ plane in the right panel of Fig. 7(b) with the corresponding lines in the $\lambda - p_\lambda$ plane in the left panel of the same figure. One of these lines corresponds to a trajectory along the x axis which has $p_x = (2mE)^{1/2}$; the other line corresponds to a trajectory along the x axis which has $p_x = -(2mE)^{1/2}$. These can be viewed as the forward and backward *reaction paths*, i.e. they are the unique trajectories, which for a fixed energy, are reactive and do not involve any motion in the transverse degree of freedom [26, 8].

The critical value $s_2^2 = a^2$ represents the unstable periodic orbit along the y axis which, for a fixed energy $E > 0$, bounces back and forth between the two branches of the boundary hyperbola (2). The common level set of $E > 0$ and $s_2^2 = a^2$ consists not only of this periodic orbit but also of the stable and unstable manifolds W^s and W^u of this periodic orbit. In the $\lambda - p_\lambda$ phase plane in the left panel of Fig. 7(b) the stable and unstable manifolds occur as the cross shaped structure which has the periodic orbit at the center. With our interpretation of reflections at the boundary hyperbola to be smooth the periodic orbit has the topology \mathbb{S}^1 , and its stable and unstable manifolds are cylinders $\mathbb{R} \times \mathbb{S}^1$. The stable and unstable manifolds are of special significance for the classical transmission since they are of codimension 1 in the energy surface, i.e. they have one dimension less than the energy surface, and this way have sufficient dimensionality to act as impenetrable barriers in the energy surface [27]. In fact, the stable and unstable manifolds form the separatrices between reactive and

nonreactive trajectories. More precisely, W^s and W^u each have two branches: we denote the branch of W^s which has $p_\lambda > 0$ (resp. $p_\lambda < 0$) the *forward* (resp. *backward*) branch, W_f^s (resp. W_b^s), of the stable manifold. Similarly we denote the branch of W^u which has $p_\lambda > 0$ (resp. $p_\lambda < 0$) the *forward* (resp. *backward*) branch, W_f^u (resp. W_b^u), of the unstable manifold (see Fig. 7(b)). Moreover, we call the union of the forward branches,

$$W_f := W_f^s \cup W_f^u, \quad (44)$$

the *forward reactive cylinder*, and the union of the backward branches,

$$W_b := W_b^s \cup W_b^u, \quad (45)$$

the *backward reactive cylinder*. The forward reactive cylinder encloses all trajectories in an energy surface of the respective energy $E > 0$ which are forward reactive; the backward reactive cylinder encloses all trajectories in such an energy surface which are backward reactive. The nonreactive trajectories are contained in the complement of these regions. The forward and backward reactive cylinders thus play a crucial role for the classification of trajectories with respect to their reactivity. They can be viewed to form the phase space conduits for reaction. In particular, the forward and backward reaction paths mentioned above can be viewed to form the centerlines of the regions enclosed by these cylinders.

The periodic orbit, or more precisely, the family of periodic orbits oscillating along the y axis with different energies $E > 0$ can be viewed to form the *transition state* or *activated complex*. Reactive trajectories of a given energy $E > 0$ pass ‘through’ the periodic orbit at that energy (the ‘transition state at energy E ’) in the following sense. Setting $x = 0$ on the energy surface defines a two-dimensional surface in the energy surface which is given by

$$\begin{aligned} \text{DS} &= \{(x, y, p_x, p_y) \in \mathbb{R}^4 : x = 0, y \in [-1, 1], \\ &\quad p_x^2 + p_y^2 = 2mE\} \\ &= \{(\nu, \lambda, p_\nu, p_\lambda) \in \mathbb{R}^4 : \lambda = 0, \nu \in [\nu_B, \pi - \nu_B], \\ &\quad p_\lambda^2 + p_\nu^2 = 2mEa^2(1 - a^2 \cos^2 \nu)\}. \end{aligned} \quad (46)$$

With our convention to identify the momenta $-p_\nu$ and $+p_\nu$ at $\nu = \nu_B$ and $\nu = \pi - \nu_B$, the surface DS has the topology of a two-dimensional sphere, \mathbb{S}^2 . It defines a so called *dividing surface* that has all the desired properties that are crucial for the transition state computation of the classical transmission probability from the flux through a dividing surface. First of all, it divides the energy surface into a reactants part ($x < 0$) and a products part ($x > 0$). In order to be reactive a trajectory thus has to intersect the dividing surface. In fact the periodic orbit or transition state at energy E given by

$$\text{TS} = \{(x, y, p_x, p_y) \in \mathbb{R}^2 \times \mathbb{R}^2 : x = 0, p_x = 0, y \in [-1, 1], p_y^2 = 2mE\} \quad (47)$$

can be viewed to form the equator of the dividing surface (46). It separates the dividing surface into two hemispheres which we call the *forward dividing*

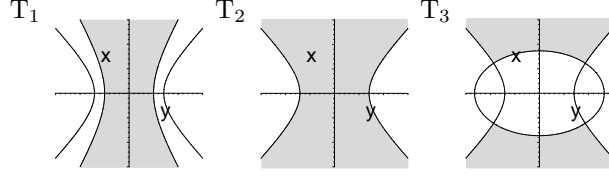


Figure 8: Configuration space projections (shaded regions) of the invariant cylinders corresponding to the three types of 2D motions T_1 , T_2 and T_3 . The bold lines mark the boundary hyperbola (2). The ranges for x and y are both $[-3/2, 3/2]$. ($a^2 = 3/2$.)

surface

$$\begin{aligned}
 \text{DS}_f &= \{(x, y, p_x, p_y) \in \mathbb{R}^4 : x = 0, y \in [-1, 1], \\
 &\quad p_x^2 + p_y^2 = 2mE, p_x > 0\} \\
 &= \{(\nu, \lambda, p_\nu, p_\lambda) \in \mathbb{R}^4 : \lambda = 0, \nu \in [\nu_B, \pi - \nu_B], \\
 &\quad p_\lambda^2 + p_\nu^2 = 2mEa^2(1 - a^2 \cos^2 \nu), p_\lambda > 0\}.
 \end{aligned} \tag{48}$$

and the *backward dividing surface*

$$\begin{aligned}
 \text{DS}_b &= \{(x, y, p_x, p_y) \in \mathbb{R}^4 : x = 0, y \in [-1, 1], \\
 &\quad p_x^2 + p_y^2 = 2mE, p_x < 0\} \\
 &= \{(\nu, \lambda, p_\nu, p_\lambda) \in \mathbb{R}^4 : \lambda = 0, \nu \in [\nu_B, \pi - \nu_B], \\
 &\quad p_\lambda^2 + p_\nu^2 = 2mEa^2(1 - a^2 \cos^2 \nu), p_\lambda < 0\}.
 \end{aligned} \tag{49}$$

These two hemispheres appear in the right panel of Fig. 7(b) as the disk enclosed by the blue curve that represents the transition state periodic orbit TS in the $\nu - p_\nu$ plane. Note that the circles contained in this disk have to be combined with the two corresponding lines in the $\lambda - p_\lambda$ plane in the right panel of Fig. 7(b) which have $p_\lambda > 0$ (corresponding to forward reactive trajectories) or $p_\lambda < 0$ (corresponding to backward reactive trajectories). All forward reactive trajectories have a single intersection with the forward dividing surface, and all backward reactive trajectories have a single intersection with the backward dividing surface. Nonreactive trajectories do not intersect the dividing surface at all. The dividing surface is everywhere transverse to the Hamiltonian flow apart from its equator, which is a periodic orbit and thus is invariant under the Hamiltonian flow.

4.1.2 Action integrals

In the previous subsection we have seen that the phase space is (up to critical motions which form a set of measure zero) foliated by invariant cylinders where the cylinders are given by the Cartesian products of circles in (ν, p_ν) and unbounded lines in (λ, p_λ) . For the (ν, p_ν) component of the motions we can directly introduce action-angle variables [25]. As we will see below we can also associate an action type integral with the unbounded (λ, p_λ) component of the motion. Both of these actions will play a role in the semiclassical computation of the cumulative reaction probability and the quantum resonances (see Sections 5 and 6, respectively).

Action integrals depend on the type of motion, and typically change from one type of motion to another. For the actions associated with the ν or equivalently ζ degree of freedom we find

$$I_\zeta = \frac{1}{2\pi} \oint p_\zeta d\zeta = \sqrt{2mE} \frac{4}{2\pi} \int_{\zeta_-}^{\zeta_+} \sqrt{\frac{\zeta^2 - s_2^2}{\zeta^2 - a^2}} d\zeta, \quad (50)$$

where we took p_ζ from (37) and the integration boundaries ζ_- and ζ_+ are given by $\zeta_- = 0$ and $\zeta_+ = s_2$ for motions of type T_1 and $\zeta_+ = 1$ for motions of type T_2 and T_3 . The corresponding action integral for the symmetry reduced system, which we denote by \tilde{I}_ζ , is given by

$$\tilde{I}_\zeta = \frac{1}{2} I_\zeta. \quad (51)$$

To understand the analytic nature of the action integral I_ζ we substitute $z = \zeta^2$ in Eq. (50) which gives

$$I_\zeta = \sqrt{2mE} \frac{1}{\pi} \int_{z_-}^{z_+} \frac{(z - s_2^2)}{w(z)} dz, \quad (52)$$

where

$$w^2(z) = P_3(z) := \prod_{i=1}^3 (z - z_i), \quad (53)$$

and z_-, z_+ are consecutive elements of the set $\{z_1 = 0, z_2 = a^2, z_3 = s_2^2, z_b = 1\}$. Here $z_b = 1$ corresponds to the boundary hyperbola. The differential $dz/w(z)$ has the four critical points $\{z_1, z_2, z_3, \infty\}$ which means that the integral (52) is elliptic. We refrain from expressing this integral in terms of Legendre's standard integrals [28]. Instead, and for later purposes (see Sections 5 and 6), we interpret the integral I_ζ for motions of type T_2 and T_3 as an Abelian integral on the elliptic curve

$$\Gamma_w = \{(s, w) \in \overline{\mathbb{C}}^2 : w^2 = P_3(z)\}. \quad (54)$$

Here $\overline{\mathbb{C}}$ defines the compactified complex plane (i.e. the Riemann sphere). The algebraic curve Γ_w is of genus 1, i.e. it has the topology of a 1-torus. For motions of type T_2 or T_3 the action I_ζ in (53) can then be written as

$$I_\zeta = \sqrt{2mE} \frac{1}{2\pi} \int_{\gamma_\zeta} (z - s_2^2) \frac{dz}{w}, \quad (55)$$

where for T_2 , the integration path γ_ζ is defined as illustrated in Fig. 9(b). For T_3 , the order of s_2^2 and a^2 along the real axis in Fig. 9(b) is reversed. However this does not affect the definition of γ_ζ for T_3 . Due to the billiard boundary the integration path γ_ζ is not closed on Γ_w , i.e. the integral I_ζ is an incomplete elliptic integral.

On Γ_w we also define the complete elliptic integral

$$I_\xi = i\sqrt{2mE} \frac{1}{2\pi} \int_{\gamma_\xi} (z - s_2^2) \frac{dz}{w} \quad (56)$$

and its symmetry reduced partner

$$\tilde{I}_\xi = \frac{1}{2} I_\xi \quad (57)$$

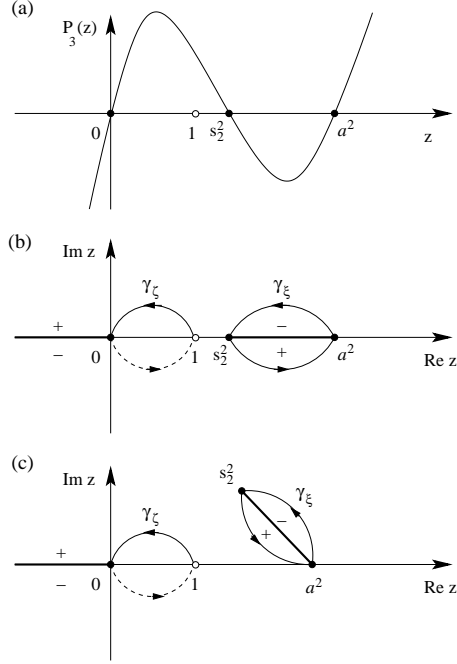


Figure 9: (a) The graph of the polynomial P_3 defined in (54) for a real separation constant s_2^2 satisfying $1 < s_2^2 < a^2$ (motion type T_2). (b) Elliptic curve Γ_w for $w^2 = P_3(z)$ with P_3 as in (a), and integration paths γ_ζ and γ_ξ which define the integrals in (55) and (56). Only one half (Riemann sheet) of the elliptic curve is shown. This half is obtained from introducing the branch cuts which connect the branch points $-\infty$ and 0 , and s_2^2 and a^2 (bold lines along the real axis). The signs below and above these branch cuts indicate the value of w ‘right above’ and ‘right below’ the branch cut. At ‘+’, w has the value $+i|w|$; at ‘-’, w has the value $-i|w|$. The integration path γ_ξ is a closed loop which encircles the right branch cut. The integration path γ_ζ consists of two parts. It starts at $z = 1$ on the shown Riemann sheet of w and intersects the branch cut between 0 and $-\infty$. This part is marked by a solid line. The integration path continues on the other Riemann sheet (which is a copy of the one shown and which joins this copy at the branch cuts) and ends at the point 1 on the other sheet. This part is shown as the dashed line. (c) The continuation of (b) for s_2^2 leaving the real axis (see Sec. 6).

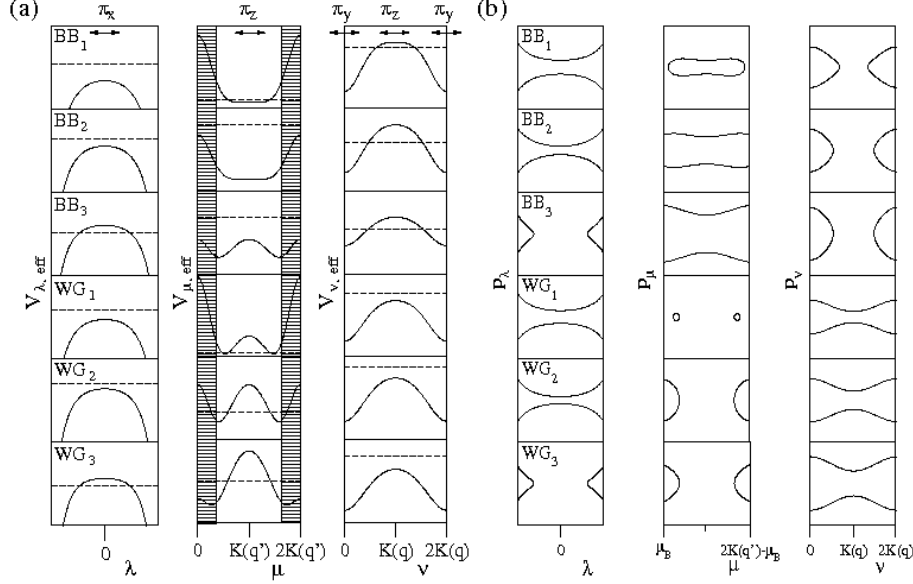


Figure 10: Effective potentials and energies (a) and phase portraits (b) for constants of motions (s_1^2, s_2^2) (or equivalently (k, l)) in the regions BB_1 , BB_2 , BB_3 , WG_1 , WG_2 and WG_3 defined in Fig. 6. For the μ degree of freedom, the hatched regions mark the forbidden regions $[0, \mu_B]$ and $[2K(q') - \mu_B, 2K(q')]$ which are not contained in the region (3). $((a^2, c^2) = (3/2, 1/2))$.

with the closed integration path γ_ξ in (56) defined as in Fig. 9(b). This assigns a finite, positive real valued integral also to the unbounded degree of freedom λ or equivalently ξ for motion T_2 . For motion T_3 the order of s_2^2 and a^2 along the real axis in Fig. 9(b) is reversed. The integral I_ξ defined according to (56) is then negative real. Though at first not important for the classical dynamics, this integral will play an important role in the semiclassical computations in Sections 5 and 6.

4.2 The 3D system

4.2.1 Phase space foliation

Similarly to (37) the separated momenta conjugate to (ζ, η, ξ) can be written for the 3D system as

$$p_s^2 = 2mE \frac{s^4 - 2ks^2 + l}{(s^2 - a^2)(s^2 - c^2)} = 2mE \frac{(s^2 - s_1^2)(s^2 - s_2^2)}{(s^2 - a^2)(s^2 - c^2)}, \quad (58)$$

where $(s \in \{\zeta, \eta, \xi\})$ (see [22]), k and l are separation constants, and $s_1^2 \leq s_2^2$ are defined as in (26). Since the latter are the squares of the zeroes of the numerator polynomial on the right of (58), they are the squares of the turning points in the respective degree of freedom $s \in \{\eta, \zeta, \xi\}$.

The corresponding equations for the coordinates (ν, μ, λ) are

$$p_s^2 = \sigma_s \frac{2mE}{a^2} (s^4(\hat{s}) - 2ks^2(\hat{s}) + l), \quad (59)$$

where $\hat{s} \in \{\nu, \mu, \lambda\}$, and $s(\hat{s}) \in \{\zeta(\nu), \eta(\mu), \xi(\lambda)\}$ are the functions defined in (28). Similarly to the 2D case, (58) and (59) are the classical analogues of the separated wave equations (24) and (35), respectively. The specular reflection at the hyperboloidal boundary $\eta = 1$ or equivalently $\mu = \mu_B$ and $\mu = 2K(q') - \mu_B$ becomes

$$(\zeta, \eta, \xi, p_\zeta, p_\eta, p_\xi) \mapsto (\zeta, \eta, \xi, p_\zeta, -p_\eta, p_\xi) \quad (60)$$

or

$$(\nu, \mu, \lambda, p_\nu, p_\mu, p_\lambda) \mapsto (\nu, \mu, \lambda, p_\nu, -p_\mu, p_\lambda), \quad (61)$$

respectively. Note that, apart from the specular reflection, the motion described in terms of the phase space coordinates $(\hat{s}, p_{\hat{s}})$, $\hat{s} \in \{\nu, \mu, \lambda\}$ is smooth on the double cover (32).

Expressing the separation constants k and l , or their energy scaled counterparts $K := 2mEk$ and $L := 2mEl$, in terms of Cartesian coordinates and momenta gives

$$K = \frac{1}{2}(|\mathbf{L}|^2 + (a^2 + c^2)p_y^2 + a^2p_z^2 + c^2p_x^2), \quad (62)$$

$$L = c^2L_y^2 + a^2L_z^2 + a^2c^2p_y^2, \quad (63)$$

where L_x , L_y and L_z denote the components of the angular momentum about the origin $\mathbf{L} = \mathbf{r} \times \mathbf{p}$. The separation constants together with the total energy $E = (p_x^2 + p_y^2 + p_z^2)/(2m)$ give three constants of motion. Hence, the classical system is integrable, and a modification of the Liouville-Arnold theorem implies that the six dimensional phase space is foliated by the common level sets of E , K and L , or equivalently E , s_1^2 and s_2^2 , which are invariant cylinders.

Like in the 2D case the energy plays no major role since it only determines the speed of the motion along the straight lines (in configuration space). So in order to describe the foliation of the energy surfaces by the invariant cylinders it is sufficient to consider the energy surface of a fixed positive energy $E > 0$. Other foliations of other energy surfaces are then obtained from a suitable scaling. On such an energy surface, there are then smooth two parameter families of invariant cylinders parametrized by s_1^2 and s_2^2 . The parameterization intervals of these cylinders can be obtained from requiring the momenta (58) to be real and analyzing the disposition of zeroes s_1^2 and s_2^2 relative to the poles a^2 and c^2 in (58). To obtain real momenta, s_1^2 and hence s_2^2 can only take nonnegative values. Similar to the 2D case we will therefore occasionally use $s_1 = \sqrt{s_1^2}$ and $s_2 = \sqrt{s_2^2}$. It then turns out that there are six different smooth families of invariant cylinders which we denote by BB_1 , BB_2 , BB_3 , WG_1 , WG_2 and WG_3 as shown in the bifurcation diagram in Figures 6(b) and (c).

In order to describe the motions on the different families of cylinders it is again useful to illustrate the corresponding effective energies and potential, and phase portraits and also the intersections of these cylinders with the various Cartesian coordinate planes. This is shown in Figures 10 and 11, respectively. To simplify the discussion we will consider, like in the 2D case, the specular

reflections at the billiard boundary to be smooth. In the 3D case this implies that we identify p_μ and $-p_\mu$ when $\mu = \mu_B$ or $\mu = 2K(q') - \mu_B$ (see Fig. 10(b)).

For a fixed energy $E > 0$ a pair (s_1^2, s_2^2) (or the corresponding pair (k, l)) in BB_1 or BB_2 has as its level set a toroidal cylinder $\mathbb{R} \times \mathbb{T}^2$ which we illustrate in terms of its projection to configuration space in Fig. 11. It is unbound in the direction of λ and the motion is oscillatory in the transverse degrees of freedom ν and μ . In BB_2 the motion oscillates with reflections at the boundary hyperboloid. The intersection of the cylinders of type BB_2 with the $y-z$ plane is bounded by the two branches of the hyperbolas $\eta = s_1$, similar to the “bouncing ball modes” which one finds in the billiard in a planar ellipse [23].

In contrast to that the motion in BB_1 , though oscillatory in η and ζ , does not touch the boundary hyperboloid, i.e. the corresponding toroidal cylinders are foliated by straight lines of free motions without reflections. A pair (s_1^2, s_2^2) in BB_3 represents motion which does not cross the $y-z$ plane. The corresponding level sets consist of two toroidal cylinders $\mathbb{R} \times \mathbb{T}^2$ which are bounded away from the $y-z$ plane by the ellipsoid $\xi = s_2$.

Pairs (s_1^2, s_2^2) in WG_1 or WG_2 involve motions which are rotational in ζ (or, equivalently, in ν). They represent two toroidal cylinders $\mathbb{R} \times \mathbb{T}^2$ which differ by the sense of rotation (see the corresponding panels in Fig 11). In the elliptical cross-section in the $x-y$ plane the motion WG_2 is bounded by the ellipse $\eta = s_1$, similar to the “whispering gallery modes” which one finds in planar elliptic billiards. As in the case of BB_1 , motions in WG_1 do not touch the hyperboloidal boundary. The corresponding toroidal cylinders are again foliated by lines of free motion without reflections. For (s_1^2, s_2^2) in WG_3 the rotational motions are again bound away from the $y-z$ plane by the ellipsoid $\xi = s_2$. The corresponding level set consists of four toroidal cylinders which have $x > 0$ or $x < 0$ combined with different senses of rotation.

The smooth families of cylinders bifurcate along the boundaries of the $s_1^2 - s_2^2$ parameterization intervals in Fig. 6. Along $s_2^2 = 1$ we have the (minor) bifurcation from cylinders consisting reactive trajectories which have reflections at the boundary hyperboloid to cylinders with trajectories having no reflections.

Along $s_1^2 = c^2$ the motions bifurcate from bouncing ball to whispering gallery type. Note that the distinction between BB_1 and WG_1 is only ‘artificial’. They both consists of free motions (without reflections). For such motions, there are more constants of motion than degrees of freedom (the free motion can be separated in several coordinate systems). In such so called superintegrable systems (a multidimensional harmonic oscillator is a simple example) the foliation by invariant cylinders (or equivalently invariant tori in the case of a compact system like a harmonic oscillator), is therefore not uniquely defined [29].

Most importantly for the reaction dynamics is the bifurcation from nonreactive motions to reactive motions along $s_2^2 = a^2$. In fact, the joint level set of the *two* constants of motion E and s_2^2 for a fixed $E > 0$ and $s_2^2 = a^2$ consists of the energy surface of the unstable invariant two-degree-of-freedom subsystem which consists of the billiard in the bottleneck ellipse which has $x = 0$ and $p_x = 0$ and its stable and unstable manifolds. We illustrate the foliation of this level set in Fig. 12. The two-degree-of-freedom billiard in the bottleneck ellipse can be viewed to form the transition state for the 3D system. The transition state at

energy E is then given by

$$\begin{aligned} \text{TS} = \{ (x, y, z, p_x, p_y, p_z) \in \mathbb{R}^6 : x = 0, p_x = 0, \\ y^2 + \frac{z^2}{c^2} \leq 1, p_y^2 + p_z^2 = 2mE \}. \end{aligned} \quad (64)$$

The billiard in an ellipse is foliated by two different smooth families of twodimensional tori \mathbb{T}^2 which in this case are parameterized by s_1^2 . For $0 < s_1^2 < c^2$, these tori are of bouncing ball type, and for $c^2 < s_1^2 < 1$, the tori are of whispering gallery type. The bifurcation between these two families at $s_1^2 = c^2$ involves the unstable periodic orbit along the major axis of the bottleneck ellipse. At $s_1^2 = 0$ the bouncing ball tori degenerate to the stable periodic orbit along the minor axis of the ellipse. At $s_1^2 = 1$ the whispering gallery motions degenerate to the two periodic orbits sliding along the perimeter of the ellipse in opposite directions (see [23] for a detailed discussion). Regarding the specular reflections to be smooth, the energy surface of this invariant subsystem forms a three-dimensional sphere, \mathbb{S}^3 . In the full original 3D system this sphere is unstable with respect to the transverse directions parametrized by λ and p_λ and therefore has stable and unstable manifolds W^s and W^u which are also contained in the level set (see the lines in the $\lambda - p_\lambda$ plane in the left panel of Fig. 12). The topology of W^s and W^u can be inferred from taking the Cartesian product of the 3-sphere of the invariant subsystem with the lines in the $\lambda - p_\lambda$ plane in the left panel of Fig. 12, i.e. the stable and unstable manifolds have topology $\mathbb{R} \times \mathbb{S}^3$. Like in the case of the 2D system discussed in Sec. 4.1 these stable and unstable manifolds are again of codimension 1 in the energy surface. This way they again have sufficient dimensionality to act as separatrices, and in fact they again separate the reactive trajectories from the nonreactive trajectories. Similar to the case of the 2D system described in Sec. 4.1 the manifolds W^s and W^u again each have two branches. We again denote the branch of W^s which has $p_\lambda > 0$ (resp. $p_\lambda < 0$) the *forward* (resp. *backward*) branch, W_f^s (resp. W_b^s), of the stable manifold. Similarly we again denote the branch of W^u which has $p_\lambda > 0$ (resp. $p_\lambda < 0$) the *forward* (resp. *backward*) branch, W_f^u (resp. W_b^u) of the unstable manifold (see Fig. 12). Also, we again call the union of the forward branches,

$$W_f := W_f^s \cup W_f^u, \quad (65)$$

the *forward reactive cylinder*, and the union of the backward branches,

$$W_b := W_b^s \cup W_b^u, \quad (66)$$

the *backward reactive cylinder*. These forward and backward reactive cylinders then again enclose the forward and reactive trajectories, respectively, and separate them from the nonreactive trajectories in the energy surface under consideration.

Moreover, we can define a dividing surface DS by setting $x = 0$ on the energy surface which gives

$$\begin{aligned} \text{DS} = \{ (x, y, z, p_x, p_y, p_z) \in \mathbb{R}^6 : x = 0, y^2 + \frac{z^2}{c^2} \leq 1, \\ p_x^2 + p_y^2 + p_z^2 = 2mE \} \end{aligned} \quad (67)$$

With our convention to consider the specular reflections to be smooth the dividing surface DS has the topology of a four-dimensional sphere, \mathbb{S}^4 . Similar to

the situation in the 2D system the three-dimensional sphere associated with the transition state TS in (64) can again be viewed to form the equator of the DS 4-sphere. In fact the transition state TS divides the dividing surface into two hemispheres, the forward dividing surface

$$\begin{aligned} \text{DS}_f = \{ (x, y, z, p_x, p_y, p_z) \in \mathbb{R}^3 \times \mathbb{R}^3 : x = 0, y^2 + \frac{z^2}{\tilde{c}^2} \leq 1, \\ p_x^2 + p_y^2 + p_z^2 = 2mE, p_x > 0 \}. \end{aligned} \quad (68)$$

and the backward dividing surface

$$\begin{aligned} \text{DS}_b = \{ (x, y, z, p_x, p_y, p_z) \in \mathbb{R}^3 \times \mathbb{R}^3 : x = 0, y^2 + \frac{z^2}{\tilde{c}^2} \leq 1, \\ p_x^2 + p_y^2 + p_z^2 = 2mE, p_x < 0 \}. \end{aligned} \quad (69)$$

Each forward reactive trajectory has a single intersection with the forward hemisphere; each backward reactive trajectory has a single intersection with the backward hemisphere. Nonreactive trajectories do not intersect the dividing surface DS at all. Like in the 2D case the dividing surface is everywhere transverse to the Hamiltonian flow apart from its equator which is an invariant manifold.

4.2.2 Action Integrals

As we have seen in the previous subsection the phase space of the 3D system is foliated by six different families of invariant toroidal cylindricers, $\mathbb{R} \times \mathbb{T}^2$. For the toroidal base, which is associated with the degrees of freedom ζ and η (or equivalently ν and μ), we can again define action-angle variables. The actions in this case are given by

$$\begin{aligned} I_s = \frac{1}{2\pi} \oint p_s ds = \sqrt{2mE} \frac{m_s}{2\pi} \int_{s_-}^{s_+} \sqrt{\frac{s^4 - 2ks^2 + l}{(s^2 - a^2)(s^2 - c^2)}} ds \\ = \sqrt{2mE} \frac{m_s}{2\pi} \int_{s_-}^{s_+} \sqrt{\frac{(s^2 - s_1^2)(s^2 - s_2^2)}{(s^2 - a^2)(s^2 - c^2)}} ds, \end{aligned} \quad (70)$$

with $s \in \{\zeta, \eta\}$ and the p_s being taken from (58). The integers m_s and the integration boundaries s_- and s_+ can be found in Tab. 1.

For the actions of the symmetry reduced system, which we again denote by \tilde{I}_s , we always have $m_s = 2$, $s \in \{\zeta, \eta\}$, i.e.

$$\tilde{I}_s = \sqrt{2mE} \frac{1}{\pi} \int_{s_-}^{s_+} p_s ds. \quad (71)$$

Substituting $z = s^2$ in Eq. (70) shows that the action integrals I_ζ and I_η are both of the form

$$I_s = \sqrt{2mE} \frac{m_s}{4\pi} \int_{z_-}^{z_+} \frac{(z - s_1^2)(z - s_2^2)}{w(z)} dz, \quad (72)$$

where

$$w^2(z) = P_5(z) := \prod_{i=1}^5 (z - z_i), \quad (73)$$

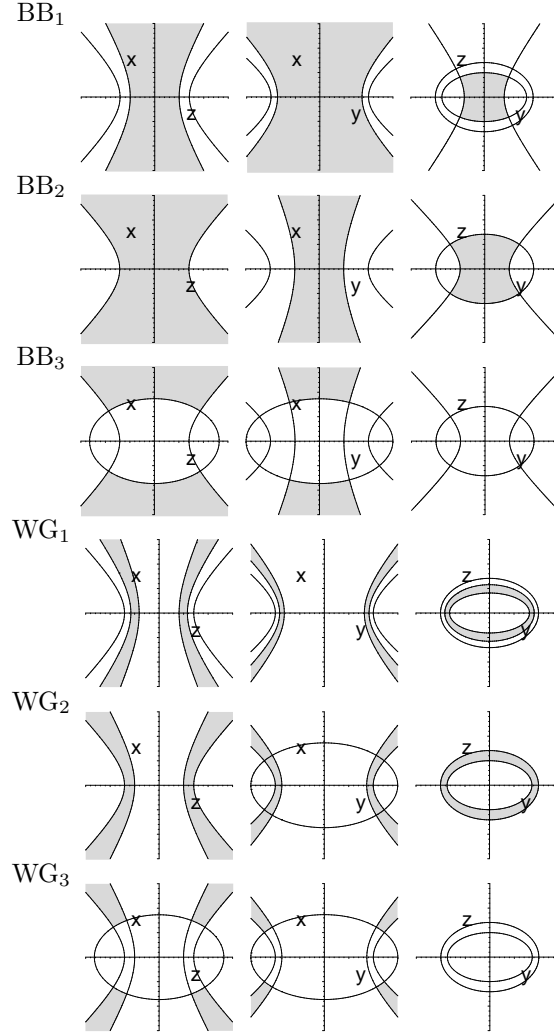


Figure 11: Configuration space projections of the invariant cylinders corresponding to the motions BB_1 , BB_2 , BB_3 , WG_1 , WG_2 and WG_3 as their intersections (shaded regions) with the Cartesian coordinate plane. The bold lines mark the intersections of the boundary hyperboloid (4). The ranges for x , y and z are $[-3/2, 3/2]$. $((a^2, c^2) = (3/2, 1/2).)$

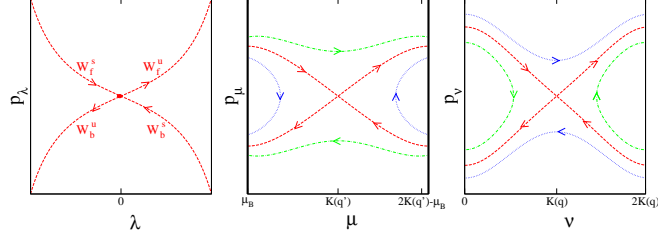


Figure 12: Foliation of the level set $E = \text{const.} > 0$, $s_2^2 = a^2$ which consists of the invariant billiard in the bottleneck ellipse that forms the transition state of the 3D system, and its stable and unstable manifolds with branches $W_{f/b}^s$ and $W_{f/b}^u$, respectively. In the $\lambda - p_\lambda$ phase plane the invariant billiard appears as the dot at the origin. The corresponding phase curves in the $\mu - p_\mu$ plane and $\nu - p_\nu$ plane are parametrized by $s_1^2 \in [0, 1]$. For $0 < s_1^2 < c^2$, the phase curves are of bouncing ball type (green dashed curves); for $c^2 < s_1^2 < 1$, the phase curves are of whispering gallery type (blue dashed curves). The separatrix between bouncing ball and whispering gallery motions has $s_1^2 = c^2$ (red dashed curves in the right panels). Note that the two pieces of the phase space curve corresponding to the bouncing ball motion are mapped onto each other by the involution (34).

type	m_ζ	m_η	ζ_-	ζ_+	η_-	η_+
BB ₁	4	4	0	s_1	c	s_2
BB ₂	4	4	0	s_1	c	1
BB ₃	4	4	0	s_1	c	1
WG ₁	4	2	0	c	s_1	s_2
WG ₂	4	2	0	c	s_1	1
WG ₃	4	2	0	c	s_1	1

Table 1: Integration boundaries, s_- and s_+ , and multipliers m_s in (70) for the six types of 3D motion BB₁, BB₂, BB₃, WG₁, WG₂ and WG₃.

and z_- and z_+ are consecutive elements of the set $\{z_1 = 0, z_2 = s_1^2, z_3 = b^2, z_4 = s_2^2, z_5 = a^2, z_6 = 1\}$. Again $z_6 = 1$ corresponds to the boundary hyperboloid. The differential $dz/w(z)$ has the six critical points $\{z_1, z_2, z_3, z_4, z_5, \infty\}$ which means that the integrals (72) are *hyperelliptic*. There do not exist tabulated standard forms for these integrals like for the elliptic integrals (52) in the case of the 2D system. However we can again view them as Abelian integrals, which in this case are defined on the hyperelliptic curve

$$\Gamma_w = \{(z, w) \in \overline{\mathbb{C}}^2 : w^2 = P_5(z)\}, \quad (74)$$

which is an algebraic curve of genus 2. The integrals (72) then become

$$I_s = \sqrt{2mE} \frac{m_s}{8\pi} \int_{\gamma_s} (z - s_1^2)(z - s_2^2) \frac{dz}{w}, \quad (75)$$

where $s \in \{\zeta, \eta\}$ and the integration paths γ_ζ and γ_η for motions of type WG_2 and BB_2 are shown in Fig. 13. For motions of type WG_3 and BB_3 , the order of s_2^2 and a^2 along the real axis in Fig. 13 is reversed which does not affect the definitions of γ_ζ and γ_η . The integration path γ_ζ is a closed path on Γ_w , and hence the integral I_ζ is a complete hyperelliptic integral. Due to the billiard boundary the integration path γ_η is not closed; the integral I_η is an incomplete hyperelliptic integral.

Similarly to (56), we can also define a closed hyperelliptic integral associated with ξ ,

$$I_\xi = i\sqrt{2mE} \frac{1}{2\pi} \int_{\gamma_\xi} (z - s_1^2)(z - s_2^2) \frac{dz}{w}, \quad (76)$$

where γ_ξ for motions of type WG_2 and BB_2 is defined in Fig. 13 and leads to a real positive I_ξ for these motions. For motions of type WG_3 and BB_3 the order of s_2^2 and a^2 along the real axis in Fig. 13 is reversed, and I_ξ becomes real negative.

Moreover we define the integral

$$I_{\zeta\eta} = i\sqrt{2mE} \frac{1}{\pi} \int_{\gamma_{\zeta\eta}} (z - z_1)(z - z_2) \frac{dz}{w}, \quad (77)$$

where $\gamma_{\zeta\eta}$ for WG_2 and BB_2 is also defined in Fig. 13. The change of the order of s_2^2 and a^2 again does not affect the definition of $\gamma_{\zeta\eta}$. This way we get a real positive $I_{\zeta\eta}$ for $\text{WG}_{2/3}$ and a real negative $I_{\zeta\eta}$ for $\text{BB}_{2/3}$.

The integrals I_ξ and $I_{\zeta\eta}$ will play an important role in Sections 5 and 6.

5 Computation of the classical and quantum transmission from transition state theory

In this section we compute the transmission probabilities for the classical and quantum transport from the regions $x \ll -1$ (the ‘reactants’ region) to the region $x \gg 1$ (the ‘products’ region) in the geometries (1) (2D) and (3) (3D). In the quantum case we are interested in the cumulative reaction probability which is defined as

$$N(E) = \text{Tr} \hat{T}(E) \hat{T}^\dagger(E), \quad (78)$$

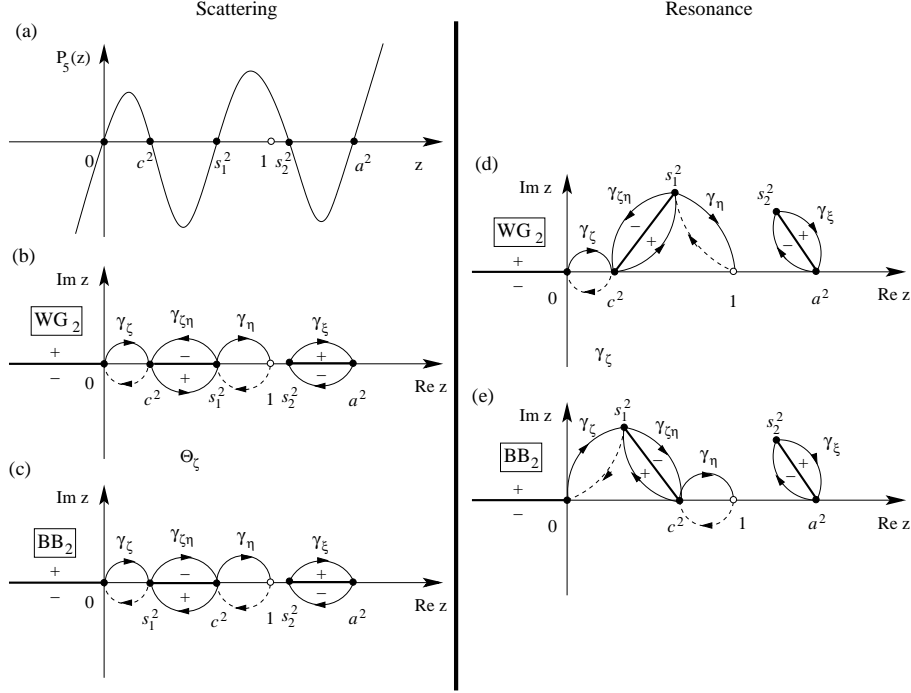


Figure 13: (a) The graph of the polynomial $P_5(z)$ defined in (74) for real separation constants s_1^2 and s_2^2 satisfying $c^2 < s_1^2 < 1 < s_2^2 < a^2$ (motion type WG_2). (b), (c), (d), (e) Complex planes with definitions of the integration paths $\gamma_\zeta, \gamma_\eta, \gamma_\xi$ and $\gamma_{\zeta\eta}$, along which I_ζ, I_η, I_ξ and $I_{\zeta\eta}$ in (75), (76), and (77) are computed; (b), (c) are for real s_1^2 and s_2^2 (scattering states of type WG_2 and BB_2 , respectively), and (d), (e) are the corresponding continuations of (b) and (c) when s_1^2 and s_2^2 leave the real axis (resonance states). Similarly to Fig. 9, the complex planes can be viewed as one half of the hyperelliptic curve Γ_w (the Riemann sheet of one ‘sign’ of the square root w). To make the square root w well defined in the complex plane three branch cuts connecting consecutive branch points of w are introduced (bold lines). The left cut connects the branch points 0 and ∞ ; the middle cut connects c^2 and s_1^2 ; the right one connects s_2^2 and a^2 . The integration paths $\gamma_{\zeta\eta}$ and γ_ξ are closed loops which encircle the middle and right branch cuts, respectively. The integration path γ_ζ is also a closed loop of Γ_w . In the picture shown it consists of two parts. It starts at either $z = c^2$ (WG) or $z = s_1^2$ (BB) on the other Riemann sheet of w (which is a copy of the one shown and which joins the copy shown at the branch cuts) and intersects the branch cut between 0 and ∞ . This part is marked by a dashed line. The integration path then continues on the shown Riemann sheet where it ends at either $z = c^2$ (WG) or $z = s_1^2$ (BB). The integration path γ_η also has two parts. It starts at $z = 1$ on the other Riemann sheet of w and intersects the branch cut between c^2 and s_1^2 . This part is marked by a dashed line. The integration path continues on the shown Riemann sheet where it ends at the point 1 . Like in Fig. 9 the signs $+$ or $-$ indicate whether $w = +i|w|$ or $w = -i|w|$ ‘just above’ or ‘just below’ the respective branch cut.

where $\hat{T}(E)$ is the transmission block of the scattering matrix at energy E (for references in the chemistry literature see, e.g., [30]; in the context of ballistic electron transport problems (78) is known as the Landauer-Büttiker formula [31, 32, 33]).

According to its definition, $N(E)$ can be computed from the scattering matrix. However, this is a very inefficient (and for the systems with many degrees of freedom even infeasible) procedure since one has to determine all the state-to-state reactivities while $N(E)$ is merely a sum over these reactivities and hence no longer contains information about the individual state-to-state reactivities. Much effort has been and still is put into finding a computationally cheap method to compute $N(E)$. In the chemistry literature (see, e.g., [34, 35, 30]) a method has been developed to compute $N(E)$ on the basis of transition state theory where the classical transmission probability is computed from the flux through a dividing surface which for a given energy E separates the energy surface into a reactants and a products region. For such a dividing surface DS the flux from reactants to products can be computed as

$$f(E) = \int_{\mathbb{R}^f} \int_{\mathbb{R}^f} \delta(E - H(q, p)) F(q, p) P_r(q, p) d^f q d^f p. \quad (79)$$

Describing the dividing surface by a zero level set of a function s on phase space, or more precisely a function which is negative on the reactants side of the dividing surface and positive on the products side of the dividing surface, F in (79) is defined as the following composition of functions

$$F(q, p) = \frac{d}{dt} \Theta \circ s \circ \Phi_H^t(q, p) \big|_{t=0} = \delta(s(q, p)) \{s, H\}(q, p). \quad (80)$$

Here Θ denotes the Heaviside step function, Φ_H^t is the Hamiltonian flow generated by H acting for the time t , and $\{\cdot, \cdot\}$ denotes the Poisson bracket. The function P_r in (79) is defined as

$$P_r(q, p) = \lim_{t \rightarrow \infty} \Theta \circ s \circ \Phi_H^t(q, p), \quad (81)$$

which acts as a characteristic function on the dividing surface. In fact, by construction $P_r(q, p) = 1$ if the trajectory through the point (q, p) proceeds for $t \rightarrow \infty$ to products which is the region where the function s is positive and $P_r(q, p) = 0$ otherwise (see [8] for a detailed discussion).

The quantum analogue of (79) is given by

$$N(E) = 2\pi\hbar \text{Tr} \delta(E - \hat{H}) \hat{F} \hat{P}_r, \quad (82)$$

where

$$\hat{F} = -\frac{i}{\hbar} [\widehat{\Theta \circ s}, \hat{H}] \quad (83)$$

and

$$\hat{P}_r = \lim_{t \rightarrow \infty} e^{\frac{i}{\hbar} \hat{H} t} \widehat{\Theta \circ s} e^{-\frac{i}{\hbar} \hat{H} t}. \quad (84)$$

Here $\widehat{\Theta \circ s}$ denotes a quantization of the classical function $\Theta \circ s$ [8].

Like its classical analogue (79) the evaluation of (82) involves a computationally expensive time integration which is manifested in (81) and (84), respectively. The computational advantage of the transition state theoretical formulation of

$N(E)$ over the original definition in (78) is therefore not obvious. In practice one can carry out the time integration only to a finite time. This time has to be large enough so that it can be decided that after this time the resulting trajectory (classical) or wavefunction (quantum) will stay in the products region. In order to minimize this integration time one has to choose a “good” dividing surface. In fact, for a dividing surface that, classically, is crossed exactly once by all reactive trajectories and not crossed at all by nonreactive trajectories (see our discussion in Sec. 4) no time integration is required at all. The characteristic function P_r in (81) can then be replaced by a function which at a point (q, p) on the dividing surface is one if the Hamiltonian vector field at this point pierces the dividing surface in the forward direction and zero if the Hamiltonian vector field at that point pierces the dividing surface in the backward direction. In other words this means that we can omit the function P_r in (82) and restrict the integral (82) to the forward hemisphere of the dividing surfaces that we constructed in Sec. 4. The choice of a good dividing surface is thus crucial to benefit from the transition state theoretical approach to compute classical and quantum transmission probabilities.

In Sec. 4 we used the separability of the transmission problem discussed in this paper to construct the dividing surface which has the desired properties. As a consequence of this separability we similarly get in the quantum mechanical case that the transmission subblock of the scattering matrix in (78) is diagonal. Using

$$t_{nm}(E) = t_n(E)\delta_{nm}, \quad (85)$$

where n and m label the scattering states at the energy E , and δ_{nm} is the Kronecker symbol we have

$$N(E) = \sum_n T_n(E), \quad (86)$$

with the state-to-state transmission probabilities defined as $T_n(E) := |t_{nn}(E)|^2$. In the following we present the computation of these transmission probabilities and the comparison of the resulting cumulative reaction probabilities with the classical flux.

5.1 The 2D system

5.1.1 The quantum transmission

To compute the transmission probabilities T_n in the 2D case we look for solutions of the form

$$\psi_{\zeta;n}(\zeta)\psi_{\xi;n}(\xi) + r_n\psi_{\zeta;n}(\zeta)\psi_{\xi;n}^*(\xi) \quad (87)$$

at the bottom ($x \ll -1$) and

$$t_n\psi_{\zeta;n}(\zeta)\psi_{\xi;n}^*(\xi) \quad (88)$$

at the top ($x \gg 1$). Such solutions can be computed from first solving the transversal component ζ of the wave equations (11) for the corresponding boundary conditions with E as a parameter. As discussed in Sec. 3 the boundary conditions for ψ_ζ at $\zeta = 0$ is determined by the parity π_y . For $\pi_y = +$, we have $\psi'_\zeta(0) = 0$ (and choose $\psi_\zeta(0) = 1$), and for $\pi_y = -$, we have $\psi_\zeta(0) = 0$

(and choose $\psi'_\zeta(0) = 1$). The Dirichlet boundary condition at $\zeta = 1$ requires $\psi_\zeta(1) = 0$. This way we obtain modes which we label by the Dirac “kets” $|n_\zeta; \pi_y\rangle$ where n_ζ is a non-negative quantum number which gives the number of nodes of ψ_ζ in the open interval $0 < \zeta < 1$. The modes of energy E determine the separation constants $s_{2(n_\zeta; \pi_y)}^2(E)$. This separation constant can then be used in the equation for the ξ component of the separated wave equations (11) to find solutions of the form (87) and (88). This however is not completely straightforward and does not give much insight into the structure of the solutions. We therefore resort to a semiclassical computation which will also lead to the semiclassical computation of resonances as we will discuss in Sec. 6. The semiclassical approximation is obtained from using $s_{2(n_\zeta; \pi_y)}^2(E)$ to compute the transmission probability $T_{(n_\zeta; \pi_y)}(E)$ as

$$(a)T_{(n_\zeta; \pi_y)}(E) = \frac{1}{1 + \exp(\theta_{(n_\zeta; \pi_y)}(E)/\hbar)}, \quad (89)$$

where $\theta_{(n_\zeta; \pi_y)}$ is a *tunnel integral*. This tunnel integral describes the quantum mechanical tunneling through the dynamical barrier which in terms of the λ coordinate occurs as the barrier in the associated effective potential $V_{\lambda, \text{eff}}$ for motions of type T₃ (see Fig. 7). This tunnel integral is given by

$$\theta_{(n_\zeta; \pi_y)}(E) = -2i \int_{\lambda_-}^{\lambda_+} p_\lambda d\lambda = -4i\sqrt{2mE} \int_a^{s_2} \sqrt{\frac{\xi^2 - s_2^2(E)}{\xi^2 - a^2}} d\xi, \quad (90)$$

where $s_2^2 = s_{2(n_\zeta; \pi_y)}^2(E)$ and λ_+ and $\lambda_- = -\lambda_+$ are the corresponding turning points using the phase space coordinates (λ, p_λ) (see, e.g., [36] for a derivation of the expression (89)). For $s_2^2 > a^2$ or equivalently $E_{\lambda, \text{eff}} < V_{\lambda, \text{eff}}(0)$ which corresponds to classical reflection of type T₃, p_λ is imaginary along the integration interval which is bounded by the real classical turning points λ_- and $\lambda_+ = -\lambda_-$. This integral can be identified with two-times the integral of p_ξ from a to the corresponding turning point s_2 which gives the second equality in (90). For $s_2^2 < a^2$ or equivalently $E_{\lambda, \text{eff}} > V_{\lambda, \text{eff}}(0)$ which corresponds to classical transmission of types T₂ and T₃, the classical turning points λ_\pm become imaginary (with λ_- being complex conjugate to λ_+) whereas p_λ is real on the imaginary axis between λ_\pm . The branches of the square root in (90) are chosen such that the tunnel integral is positive if $a^2 < s_2^2$ and negative if $s_2^2 < a^2$. This choice of the branches can be described more precisely from relating $\theta_{(n_\zeta; \pi_y)}(E)$ to the integral I_ξ that we defined in (56). In fact we have,

$$I_\xi = -\frac{1}{2\pi} \theta_{(n_\zeta; \pi_y)}(E). \quad (91)$$

The boundary value problem for ψ_ζ can be solved numerically using a shooting method which relates the solution of the boundary value problem to a Newton procedure (see [37], and [23, 22] for similar applications). Since ψ_ζ is an oscillatory function which leads to multiple zeroes in the resulting Newton procedure the shooting method requires good starting values s_2^2 . These are obtained from a semiclassical approximation also of the boundary value problem for ψ_ζ . To this end we note that the phase portraits of the motions of type T₂ and T₃ between which the classical motion switches from transmission to reflection are

identical in the $\nu - p_\nu$ plane (see Fig. 7)(b). For these types of motions we can thus use the EBK quantization condition for the action I_ζ ,

$$I_\zeta = \hbar(n_\nu + 1), \quad n_\nu \in \mathbb{N}_0, \quad (92)$$

which is the same as the EBK quantization of a one-dimensional square well problem. We can also rewrite this quantization condition in terms of the action $\tilde{I}_\zeta = I_\zeta/2$ of the symmetry reduced system which gives

$$\tilde{I}_\zeta = \hbar(n_\zeta + \frac{1}{4}(3 - \pi_y)), \quad n_\zeta \in \mathbb{N}_0. \quad (93)$$

This decomposes the semiclassical modes in terms of the parity π_y . The quantum numbers n_ζ and n_ν are related by

$$n_\nu = 2n_\zeta + \frac{1}{2}(1 - \pi_y). \quad (94)$$

We note that for the type T_1 the motions involve a smooth rather than a hard wall reflection in the ν degree of freedom. As a result the EBK quantization for T_1 would be different from the EBK quantization for T_2 and T_3 , and hence, in order to describe the transission from T_2 to T_1 a unifrom semiclassical quantization scheme would be desirable. However this transition plays no role for the transition from transmission to reflection (see below) and we therefore do not consider this aspect in more detail. The quantization condition (92) can be solved by a standard Newton procedure. The solutions for E and s_2^2 for a given quantum number n_ζ and parity π_y are then used as the starting value for the shooting method described above.

The cumulative reaction probability $N(E)$ is then the sum over all the $T_{(n_\zeta; \pi_y)}(E)$ in (89) for all quantum numbers n_ζ and parities π_y . For the numerical computation of $N(E)$ we need only consider the finite number of modes which, at a value $E > 0$, have a nonnegleglibile transmission probability. A graph of $N(E)$ is shown in Fig. 14. We note that on the scale of the picture one can notice no difference between the exact and the semiclassically computed $N(E)$. Depending on the shape parameter a^2 for the boundary hyperbola the cumulative reaction probability shows more or less pronounced steps with unit step size. A detailed analysis of the graphs of $N(E)$ can be obtained from relating the modes $|n_\zeta; \pi_y\rangle$ to the classical motions. For a given energy E , this relationship is established via the separation constant $s_{2(n_\zeta; \pi_y)}^2(E)$ which determines the classical invariant cylinder the mode is associated with. As can be seen from the projections of the cylinders in Fig. 8 these projections become increasingly confined in the order $T_3 \rightarrow T_2 \rightarrow T_1$. Since high confinement in configuration space implies high kinetic energy via the Heisenberg uncertainty principle, the modes, which classically correspond to the type of motion T_1 have highest energy. In fact, for low energies all modes have $s_{2(n_\zeta; \pi_y)}^2(E)$ in the classically reflecting type of motion T_3 . Upon increasing the energy the $s_{2(n_\zeta; \pi_y)}^2(E)$ wander towards the transmitting mode T_2 , and for even higher energy to T_1 , see Fig. 6(a). Concerning the classical mechanics, the border between reflection and transmission is given by $s_2^2 = a^2$. This border is crossed for the modes $|n_\zeta; \pi_y\rangle$ for different energies. Upon crossing the border the tunnel integral (90) changes sign and the transmission probability (89) changes from 0 to 1. The

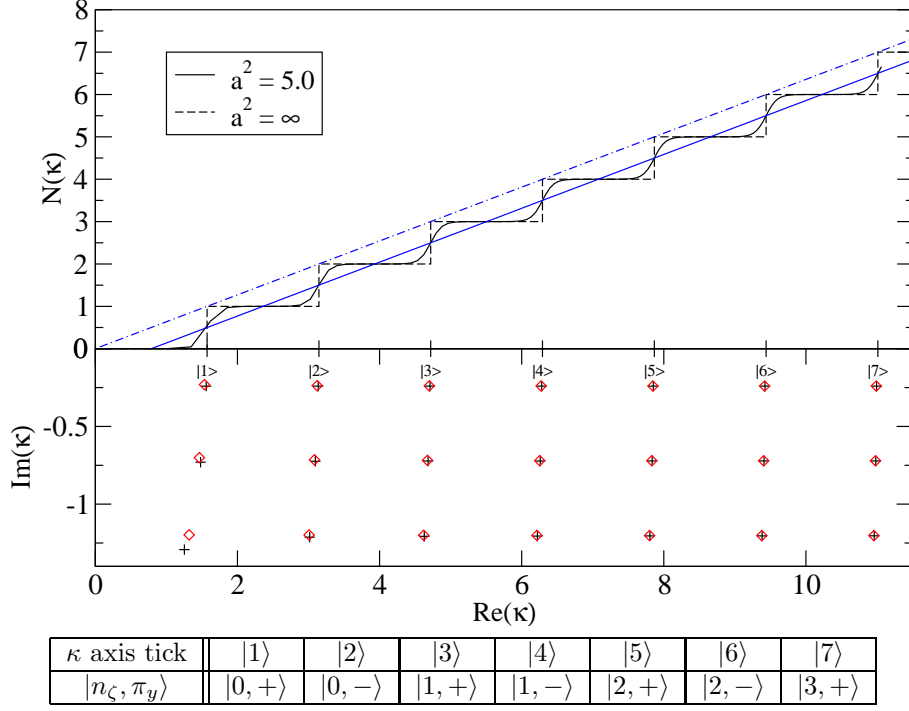


Figure 14: *Top Panel:* Cumulative reaction probability $N(E)$ as a function of the wavenumber $\kappa = \sqrt{2mE}/\hbar$ for the shape parameter $a^2 = 5$, and, for comparison, $a^2 = \infty$, which corresponds to the transmission through a rectangular strip. The ticks on the wavenumber axis mark the energies at which, for $a^2 = 5$, the modes $|n_\zeta; \pi_y\rangle$ “open” as transmission channels (see text) (the key to the tick labels is given in the table). The smooth dot-dashed blue curve and the solid blue curve show the Weyl approximations of $N(E)$ defined in (99) and (100), respectively. *Bottom Panel:* Resonances in the complex wavenumber (κ) plane, for $a^2 = 5$. Semiclassical resonances are marked by pluses ($+$) and exact resonances by diamonds (\diamond). Note that we use the symbol κ for wavenumber to distinguish it from the separation constant k of the 3D system. ($\hbar = 1$, $m = 1$.)

energy for which the tunnel integral of a given mode $|n_\zeta; \pi_y\rangle$ is zero, and hence gives $T_{(n_\zeta; \pi_y)}(E) = 1/2$, can be defined as the energy at which the mode “opens” as a transmission channel. Marking these energies on the energy axis in Fig. 14 we see in which order the transmission channels open and this way contribute a step of $N(E)$. Semiclassically these “opening” energies are identical to the eigenenergies of a square well.

5.1.2 The classical transmission

The classical transmission probability can be computed from the *directional* flux through the dividing surface DS of energy E defined in (46), or following our discussion at the beginning of this section by an integral over the forward hemisphere DS_f of this dividing surface. In a more modern notation which also reveals the symplectic nature of the flux (see [38, 39] and also [40]) the flux is given by

$$f(E) = \int_{DS_f} \omega, \quad (95)$$

where ω is the symplectic 2-form

$$\omega = dx \wedge dp_x + dy \wedge dp_y. \quad (96)$$

Since $\omega = d\phi$ where ϕ is the Liouville 1-form

$$\phi = p_x dx + p_y dy \quad (97)$$

we can utilize Stokes’ theorem to compute $f(E)$ from integrating ϕ over the boundary of the forward hemisphere DS_f . Using the fact that the boundary of DS_f is given by the transition state TS consisting of the periodic orbit along the y axis at energy E (see Sec. 4.1) we find that the flux is given by the Liouville action of the periodic orbit,

$$f(E) = \int_{TS} \phi = 4\sqrt{2mE}. \quad (98)$$

In order to make the comparison to the cumulative reaction probability $N(E)$ we consider the dimensionless quantity

$$N_{\text{Weyl}}(E) = \frac{1}{2\pi\hbar} f(E), \quad (99)$$

which is shown together with $N(E)$ in Fig. 14. We see that $N_{\text{Weyl}}(E)$ gives an approximate smooth local average of $N(E)$ which however overestimates the local average of $N(E)$ as the graph of $N_{\text{Weyl}}(E)$ intersects the graph of $N(E)$ at the top of its steps. In fact disregarding the tunneling, $N(E)$ simply gives the integrated density of states of the transition state or activated complex (the one-dimensional square well along the y axis) to energy E . The term $N_{\text{Weyl}}(E)$ is the Weyl approximation of this quantity. As also shown in Fig. 14 one can obtain a better local average by modifying $N_{\text{Weyl}}(E)$ to

$$\tilde{N}_{\text{Weyl}}(E) = \frac{1}{2\pi\hbar} f(E) - \frac{1}{2}, \quad (100)$$

which can be formally derived from counting the mean number of states to energy E in a one-dimensional square well potential.

5.2 The 3D system

5.2.1 The quantum transmission

To compute the transmission probabilities T_n in the 3D case we look for solutions of the form

$$\psi_{\zeta;n}(\zeta)\psi_{\eta;n}(\eta)\psi_{\xi;n}(\xi) + r_n\psi_{\zeta;n}(\zeta)\psi_{\eta;n}(\eta)\psi_{\xi;n}^*(\xi) \quad (101)$$

at the bottom ($x \ll -1$) and

$$t_n\psi_{\zeta;n}(\zeta)\psi_{\eta;n}(\eta)\psi_{\xi;n}^*(\xi) \quad (102)$$

at the top ($x \gg 1$). In this case we first solve the components of the separated wave equations (24) and the corresponding boundary conditions which belong to the transversal coordinates ζ and η with the energy E as a parameter. The boundary conditions for ψ_η are given by the parity π_z which yields the index of ψ_η at $\eta = c$ and the Dirichlet boundary condition $\psi_\eta(1) = 0$. The boundary conditions for ψ_ζ are determined by the parities π_z and π_y : π_z determines the index of ψ_ζ at $\zeta = c$ and π_y determines whether $\psi'_\zeta(0) = 0$, $\psi_\zeta(0) = 1$ ($\pi_y = +$) or $\psi_\zeta(0) = 0$, $\psi'_\zeta(0) = 1$ ($\pi_y = -$). This way we obtain modes that are parametrized by E and which we label by the Dirac kets $|n_\zeta, n_\eta; \pi_y, \pi_z\rangle$, where n_ζ and n_η are non-negative quantum numbers which give the number of nodes of ψ_η and ψ_ζ in the open intervals $c < \eta < 1$ and $0 < \zeta < c$, respectively. The modes for energy E determine the separation constants $(k_{(n_\zeta, n_\eta; \pi_y, \pi_z)}(E), l_{(n_\zeta, n_\eta; \pi_y, \pi_z)}(E))$. These can then be used in the ξ component of the equations (24) to find solutions of the form (101) and (102). Like in the 2D case we resort to a semiclassical computation of the transmission probabilities instead. Analogously to (89) we obtain

$$T_{(n_\zeta, n_\eta; \pi_y, \pi_z)}(E) = \frac{1}{1 + \exp(\theta_{(n_\zeta, n_\eta; \pi_y, \pi_z)}(E)/\hbar)}, \quad (103)$$

where $\theta_{(n_\zeta, n_\eta; \pi_y, \pi_z)}(E)$ is the tunnel integral

$$\begin{aligned} \theta_{(n_\zeta, n_\eta; \pi_y, \pi_z)}(E) &= -2i \int_{\lambda_-}^{\lambda_+} p_\lambda d\lambda \\ &= -4i\sqrt{2mE} \int_a^{s_2} \sqrt{\frac{\xi^4 - 2k_{(n_\zeta, n_\eta; \pi_y, \pi_z)}(E)\xi^2 + l_{(n_\zeta, n_\eta; \pi_y, \pi_z)}(E)}{(\xi^2 - a^2)(\xi^2 - c^2)}} d\xi, \end{aligned} \quad (104)$$

which describes the tunneling through the potential barrier of the effective potential $V_{\lambda, \text{eff}}$ for types of motion $\text{WG}_{2/3}$ and $\text{BB}_{2/3}$ (see the corresponding phase portraits in Fig. 10). The branches of the square root in (104) are again chosen in such a way that the tunnel integral is positive if $a^2 < s_2^2$ (corresponding to classical reflection of type WG_3 or BB_3) and negative if $s_2^2 < a^2$ (corresponding to classical transmission of type WG_2 or BB_2). We can again make this more precise by relating $\theta_{(n_\zeta, n_\eta; \pi_y, \pi_z)}(E)$ to the integral I_ξ that we defined in (76). This gives

$$I_\xi = -\frac{1}{2\pi}\theta_{(n_\zeta, n_\eta; \pi_y, \pi_z)}(E). \quad (105)$$

Like in the case of the 2D system we solve the boundary value problems for ψ_ζ and ψ_η by a shooting method. To this end we again need good starting

values for the separation constants $l_{(n_\zeta, n_\eta; \pi_y, \pi_z)}(E)$ and $k_{(n_\zeta, n_\eta; \pi_y, \pi_z)}(E)$ which we obtain from a semiclassical computation. In contrast to the 2D system we here face the problem that the types of motion $\text{WG}_{2/3}$ and $\text{BB}_{2/3}$ differ with respect to their degrees of freedom ζ and η , or equivalently ν and μ (see the corresponding phase portraits in Fig. 10). Accordingly, the EBK quantizations of the actions are different. The conditions are

$$I_\nu = (n_\nu + \frac{2}{4})\hbar, \quad I_\mu = (n_\mu + \frac{4}{4})\hbar \quad (106)$$

for the bouncing ball motions of type $\text{BB}_{2/3}$, and

$$I_\nu = (n_\nu + \frac{0}{4})\hbar, \quad I_\mu = (n_\mu + \frac{3}{4})\hbar \quad (107)$$

for the whispering gallery motions of type $\text{WG}_{2/3}$. Writing these EBK quantization conditions in terms of the actions of the symmetry reduced system one finds

$$\tilde{I}_\zeta = (n_\zeta + \frac{1}{4}(2 - \pi_y))\hbar, \quad \tilde{I}_\eta = (n_\eta + \frac{1}{4}(3 - \pi_z))\hbar \quad (108)$$

for the bouncing ball motions of type $\text{BB}_{2/3}$, and

$$\tilde{I}_\zeta = (n_\zeta + \frac{1}{4}(2 - \pi_y - \pi_z))\hbar, \quad \tilde{I}_\eta = (n_\eta + \frac{1}{4}(3))\hbar \quad (109)$$

for the whispering gallery motions of type $\text{WG}_{2/3}$. The quantum numbers (n_ν, n_μ) of the full system and the quantum numbers (n_ζ, n_η) of the symmetry reduced system are related by

$$n_\nu = 2n_\zeta + \frac{1}{2}(2 - \pi_y), \quad n_\mu = 2n_\eta + \frac{1}{2}(1 - \pi_z), \quad (110)$$

for the bouncing ball motions and

$$n_\nu = 2n_\zeta + \frac{1}{2}(2 - \pi_y - \pi_z), \quad n_\mu = n_\eta, \quad (111)$$

for the whispering gallery motions. We can overcome this problem of differing quantization conditions by introducing a *uniform* quantization of the actions I_ζ and I_η which interpolates the EBK quantizations in the regions $\text{BB}_{2/3}$ and $\text{WG}_{2/3}$ in a smooth way. Using ideas similar to [22] one finds that (108) and (109) can be written in the uniform way

$$\tilde{I}_\zeta = (n_\zeta + \frac{\alpha_\zeta}{4})\hbar, \quad \tilde{I}_\eta = (n_\eta + \frac{\alpha_\eta}{4})\hbar, \quad (112)$$

where again $n_\zeta, n_\eta \in \mathbb{N}_0$, and α_ζ and α_η are “effective Maslov indices” given by

$$\alpha_\zeta = \pi_z \frac{2}{\pi} \arctan e^{\theta_\zeta/\hbar} + 2 - \pi_y - \pi_z, \quad (113)$$

$$\alpha_\eta = \pi_z \frac{2}{\pi} \arctan e^{\theta_\eta/\hbar} + 3 - \pi_z. \quad (114)$$

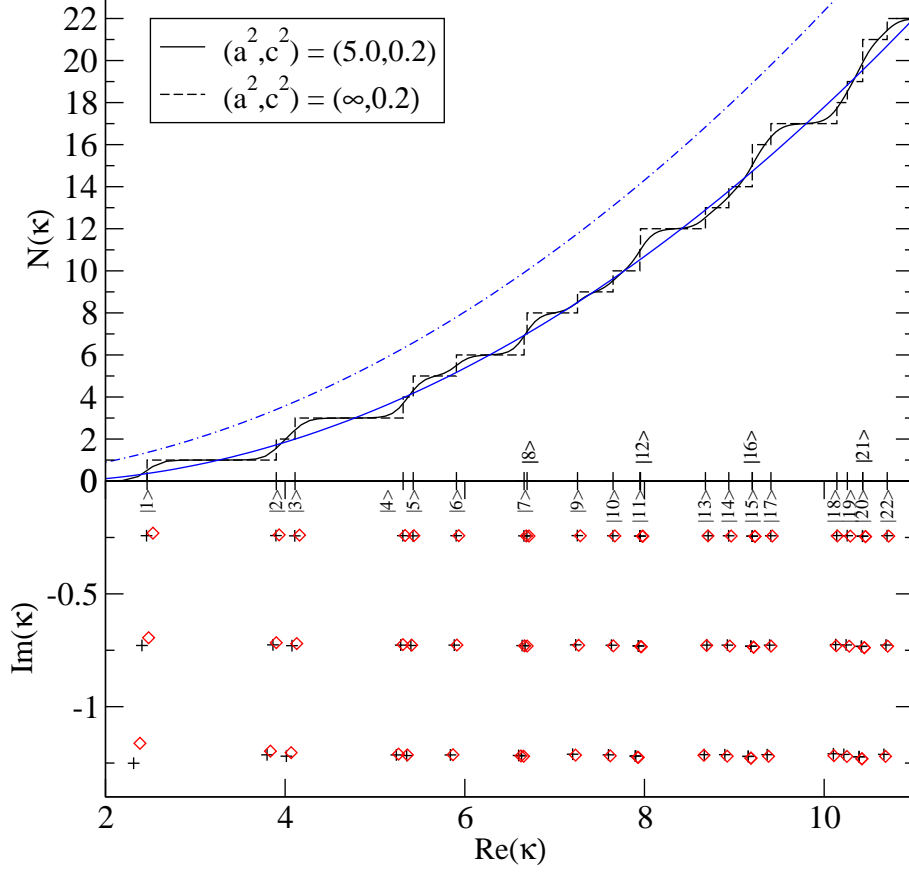
Here θ_ζ and θ_η are again tunnel integrals which in this case describe the tunneling through the barriers of the effective potentials $V_{\nu, \text{eff}}$ and $V_{\mu, \text{eff}}$ in Fig. 10

that one needs to overcome to change between whispering gallery and bouncing ball type motions (see [23] for more details). The tunnel integrals θ_ζ and θ_η are again best described as integrals on the hyperelliptic curve Γ_w in (74). Interestingly $\theta_\zeta = -\theta_\eta$ and

$$\theta_\zeta = -\theta_\eta = -\frac{1}{2\pi}I_{\zeta\eta}, \quad (115)$$

where $I_{\zeta\eta}$ is the integral we defined in (77). For $\theta_\zeta = -\theta_\eta \gg \hbar$, and using (110), one recovers the quantization conditions for the bouncing ball type motions in (106); for $-\theta_\zeta = \theta_\eta \gg \hbar$, and using (111), one recovers the quantization conditions for the whispering gallery type motions in (107).

In contrast to the other motions, we note that the types of motion BB_1 and WG_1 involve a smooth rather than a hard wall reflection in the μ degree of freedom which leads to yet another set of EBK quantization conditions. However, as we will see below, for the energies under considerations BB_1 and WG_1 play no role for the transmission problem (see the discussion for the analogous effect in the 2D in Sec. 5.1.1). The uniform quantization conditions (112) can be solved by a standard Newton procedure. The resulting values for s_1^2 and s_2^2 for given quantum numbers n_ζ and n_η , and parities π_y and π_z , are then used as the starting values for the shooting method to solve the ζ and η components of the wave equations as described above, and hence to compute the transmission probability in (103). The cumulative reaction probability $N(E)$ is the sum over all these transmission probabilities. As in the 2D case, to numerically compute $N(E)$ we need only consider the finite number of modes which, at a value $E > 0$, have a nonnegligible transmission probability. A graph of $N(E)$ is shown in Fig. 15. Depending on the shape parameters (a^2, c^2) for the boundary hyperboloid the cumulative reaction probability shows more or less pronounced steps which in contrast to the 2D case (see Fig. 14) are of size 1 or 2. This can be understood in more detail if we relate the modes $|n_\zeta, n_\eta; \pi_y, \pi_z\rangle$ to the classical motions. For a given energy E , this relationship is established via the separation constants $(k_{(n_\zeta, n_\eta; \pi_y, \pi_z)}(E), l_{(n_\zeta, n_\eta; \pi_y, \pi_z)}(E))$ which determine the corresponding toroidal cylinders. The wave functions of the modes $|n_\zeta, n_\eta; \pi_y, \pi_z\rangle$ are mainly “concentrated” on the projections of the corresponding toroidal cylinders to configuration space. As can be seen in Fig. 11, for the whispering gallery types of motion, these projections become increasingly confined in the order $\text{WG}_3 \rightarrow \text{WG}_2 \rightarrow \text{WG}_1$. For the bouncing ball types of motion the confinement increases in the order $\text{BB}_3 \rightarrow \text{BB}_2 \rightarrow \text{BB}_1$. Since high confinement in configuration space implies high kinetic energy via the Heisenberg uncertainty principle, the modes, which classically correspond to the types of motion WG_1 or BB_1 , have highest energy. In fact, for low energies all modes have $(k_{(n_\zeta, n_\eta; \pi_y, \pi_z)}(E), l_{(n_\zeta, n_\eta; \pi_y, \pi_z)}(E))$ in the classically reflective types of motion WG_3 or BB_3 . Upon increasing the energy the $(k_{(n_\zeta, n_\eta; \pi_y, \pi_z)}(E), l_{(n_\zeta, n_\eta; \pi_y, \pi_z)}(E))$ wander towards the transmitting modes WG_2 or BB_2 , and for even higher energy to WG_1 or BB_1 , see Fig. 6. Concerning the classical mechanics, the border between reflection and transmission is given by $s_2^2 = a^2$ or $l = k^2 - (a^2 - k)^2$. This border is crossed for the modes $|n_\zeta, n_\eta; \pi_y, \pi_z\rangle$ for different energies. Upon crossing the border the tunnel integral changes sign and the transmission probability changes from 0 to 1. The energy for which the tunnel integral of a given mode $|n_\zeta, n_\eta; \pi_y, \pi_z\rangle$ is zero, and hence gives $T_{(n_\zeta, n_\eta; \pi_y, \pi_z)}(E) = 1/2$, can be defined as the energy at which the mode opens as a transmission channel (see the analogous



κ axis tick	[1]	[2]	[3]	[4]	[5]	[6]	[7]
$ n_\zeta, n_\eta; \pi_y, \pi_z\rangle$	$ 0, 0; +, +\rangle$	$ 0, 0; -, +\rangle$	$ 0, 0; +, -\rangle$	$ 1, 0; +, +\rangle$	$ 0, 0; -, -\rangle$	$ 0, 1; +, +\rangle$	$ 1, 0; -, +\rangle$
[8]	[9]	[10]	[11]	[12]	[13]	[14]	[15]
$ 1, 0; +, -\rangle$	$ 0, 1; -, +\rangle$	$ 0, 1; +, -\rangle$	$ 2, 0; +, +\rangle$	$ 1, 0; -, -\rangle$	$ 1, 1; +, +\rangle$	$ 0, 1; -, -\rangle$	$ 2, 0; -, +\rangle$
[16]	[17]	[18]	[19]	[20]	[21]	[22]	
$ 2, 0; +, -\rangle$	$ 0, 2; +, +\rangle$	$ 1, 1; -, +\rangle$	$ 1, 1; +, -\rangle$	$ 3, 0; +, +\rangle$	$ 2, 0; -, -\rangle$	$ 0, 2; -, +\rangle$	

Figure 15: *Top Panel:* Cumulative reaction probability $N(E)$ as a function of the wavenumber $\kappa = \sqrt{2mE}/\hbar$ for shape parameters $(a^2, c^2) = (5, 0.2)$, and, for comparison, $(a^2, c^2) = (\infty, 0.2)$, which corresponds to the transmission through a cylinder with elliptical cross-section. The ticks on the wavenumber axis mark the energies at which, for $(a^2, c^2) = (5, 0.2)$, the transmission channels $|n_\zeta, n_\eta; \pi_y, \pi_z\rangle$ “open” (see text) (the key to the tick labels is given in the table). For pairs of near degenerate states the one corresponding to the higher wavenumber is marked above the κ axis. The smooth dot-dashed blue curve and the solid blue curve are the Weyl approximations of $N(E)$ defined in (125) and (126), respectively. *Bottom Panel:* Resonances in the complex wavenumber (κ) plane, for $a^2 = 5$. Semiclassical resonances are marked by pluses (+) and exact resonances by diamonds (\diamond). Note that we use the symbol κ for wavenumber to distinguish it from separation constant k . ($\hbar = 1, m = 1$.)

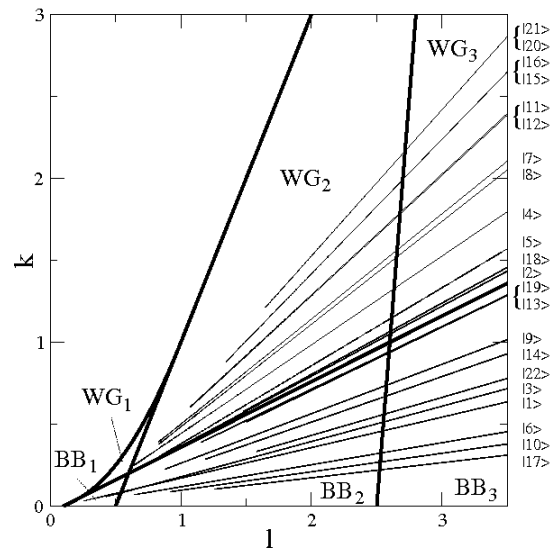


Figure 16: The (k, l) -spectra of the modes leading to the jumps of the cumulative reaction probability in Fig. 15 for $(a^2, c^2) = (5, 0.2)$. For each shown mode $|n_\zeta, n_\eta; \pi_y, \pi_z\rangle$ (see the table in Fig. 15) the energy E is varied from 2 (for which $(k_{(n_\zeta, n_\eta; \pi_y, \pi_z)}(E), l_{(n_\zeta, n_\eta; \pi_y, \pi_z)}(E))$ are in the reflective types of motion BB₃ or WG₃ beyond the right border of the shown region) to $E = 100$ for which $(k_{(n_\zeta, n_\eta; \pi_y, \pi_z)}(E), l_{(n_\zeta, n_\eta; \pi_y, \pi_z)}(E))$ are in one of the classically transmitting types of motion BB₁, BB₂, WG₁ or WG₂. The bold lines mark the classical bifurcation diagram.

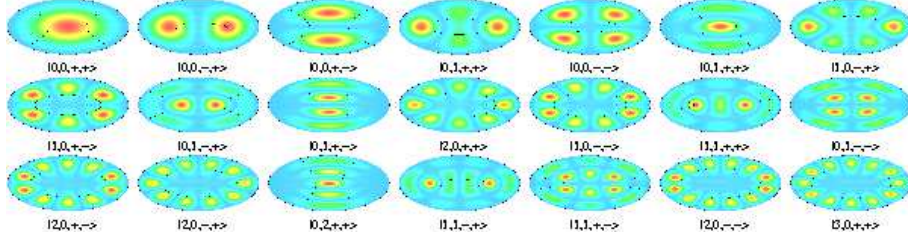


Figure 17: Probability contours in the section $x = 0$ of the wave functions of the modes $|n_\zeta, n_\eta; \pi_y, \pi_z\rangle$ at the moment when they “open” as transition channels (see text). The wave functions are displayed in the order they contribute to the cumulative reaction probability in Fig. 15. Light blue corresponds to low probability, red corresponds to high probability. The black lines mark the envelopes of the corresponding classical motion. Ellipses indicate whispering gallery modes; hyperbolas indicate bouncing ball modes.

definition for the 2D case). These energies are marked on the energy axis in Fig. 15. Semiclassically these opening energies are identical to the eigenenergies of the ellipse billiard.

Classically, the border $s_2^2 = a^2$ corresponds to the unstable invariant motion in the $y - z$ plane. This is the planar billiard in the bottleneck ellipse which is an invariant subsystem with one degree of freedom less than the full three-dimensional billiard.

Due to the dynamical barrier the wave functions of the modes deep in the reflective types of motion WG_3 and BB_3 have negligible amplitudes in the $y - z$ plane. As the energy increases the increase of the amplitudes is indicated by the switching of the corresponding transmission probability $T_{(n_\zeta, n_\eta; \pi_y, \pi_z)}$ from 0 to 1, i.e. the “opening” of a new transmission channel. The wave functions of the transmission channels which lead to the step in Fig. 15 are shown in Fig. 17 as their intersection with the $y - z$ plane.

The quantum mechanical manifestation of the two senses of rotation in the whispering gallery types of motion is the energetic quasi-degeneracy of the corresponding modes $|n_\zeta, n_\eta; \pi_y, \pi_z\rangle$. The further the separation constants $(k_{(n_\zeta, n_\eta; \pi_y, \pi_z)}(E), l_{(n_\zeta, n_\eta; \pi_y, \pi_z)}(E))$ in the whispering gallery types of motion lie away from the border $s_1^2 = c^2$ to bouncing ball motions, the higher the effective energy $E_{\nu, \text{eff}}$ lies above the effective potential $V_{\nu, \text{eff}}$. In this limit the role of the potential becomes negligible and the energy is essentially determined by the total number of nodes of ψ_ν along a complete ν -loop which is an ellipse in Fig. 17. The relation (111) between the quantum numbers of the full system and the quantum numbers of the symmetry reduced system leads to the energetic degeneracy of the two pairs of modes

$$|n_\zeta + 1, n_\eta, +, +\rangle \leftrightarrow |n_\zeta, n_\eta, -, -\rangle, \quad (116)$$

$$|n_\zeta, n_\eta, +, -\rangle \leftrightarrow |n_\zeta, n_\eta, -, +\rangle. \quad (117)$$

In Fig. 15 this effect is seen for the pairs of modes $|1, 0, +, +\rangle$ and $|0, 0, -, -\rangle$, $|1, 0, -, +\rangle$ and $|1, 0, +, -\rangle$, $|2, 0, +, +\rangle$ and $|1, 0, -, -\rangle$, $|2, 0, +, -\rangle$ and $|2, 0, -, +\rangle$, $|2, 0, -, -\rangle$ and $|3, 0, +, +\rangle$ which, on the energy axis, become more and more indistinguishable as energy increases, and this way effectively lead to steps of

size 2 (see also Fig. 16 and the plot of the wavefunctions in Fig. 17). There is no analogous degeneracy for the bouncing ball type states, as can be deduced from the relation (110).

5.2.2 The classical transmission

In order to compute the directional flux through the fourdimensional dividing surface (67) of the 3D system we consider the symplectic 2-form

$$\omega = dp_x \wedge dx + dp_y \wedge dy + dp_z \wedge dz, \quad (118)$$

from which we can define the 4-form

$$\Omega' = \frac{1}{2}\omega^2 = dp_x \wedge dx \wedge dp_y \wedge dy + dp_x \wedge dx \wedge dp_z \wedge dz + dp_y \wedge dy \wedge dp_z \wedge dz. \quad (119)$$

The directional flux through the dividing surface (67) is then obtained from integrating Ω' over the forward hemisphere DS_f defined in (68), i.e.

$$f(E) = \int_{DS_f} \Omega'. \quad (120)$$

Noting that

$$\Omega' = d\phi, \quad (121)$$

where ϕ is the 3-form

$$\phi = \frac{1}{2}(p_x dx + p_y dy + p_z dz) \wedge \omega \quad (122)$$

we can again use Stokes' theorem to compute the flux from the integral over the boundary of DS_f which is the transition state TS consisting of the invariant billiard in the bottleneck ellipse at energy E . Hence,

$$f(E) = \int_{TS} \phi. \quad (123)$$

Using either (120) or (123) we get

$$f(E) = 2m\pi^2 \sqrt{1 - c^2} E, \quad (124)$$

which is the product of the area, $A = \pi\sqrt{1 - c^2}$, of the bottleneck ellipse and the area of the circular disk of radius $\sqrt{2mE}$ in the two-dimensional momentum space $(p_y, p_z) \in \mathbb{R}^2$.

In order to relate the flux to the cumulative reaction probability we introduce the dimensionless quantity

$$N_{\text{Weyl}}(E) = \frac{1}{(2\pi\hbar)^2} f(E) = \frac{A}{4\pi} \frac{2mE}{\hbar^2}. \quad (125)$$

Comparing the graphs of $N_{\text{Weyl}}(E)$ and $N(E)$ in Fig. 15 we see that $N_{\text{Weyl}}(E)$ overestimates the local average of $N(E)$. This is an indication that quantum effects are quite severe in this system. Using the fact that, neglecting quantum mechanical tunneling through the dynamic barrier, $N(E)$ is essentially the number of states of the billiard in the bottleneck ellipse to energy E we can

introduce correction terms to $N_{\text{Weyl}}(E)$ of which the first is proportional to \sqrt{E} and depends on the length, L , of the perimeter of the boundary ellipse and the second is a constant term resulting from integrating the Gauss curvature along the perimeter of the bottleneck ellipse [41]. This way we get

$$\tilde{N}_{\text{Weyl}}(E) = \frac{A}{(2\pi\hbar)^2} \frac{2mE}{\hbar^2} - \frac{L}{4\pi} \frac{\sqrt{2mE}}{\hbar} + \frac{1}{6}, \quad (126)$$

where $L = 4E(c)$ with $E(c)$ denoting Legendre's complete elliptic integral of the second kind with modulus c . The graph of $\tilde{N}_{\text{Weyl}}(E)$ is also shown in Fig. 15 and in fact gives a very good local average of $N(E)$.

6 Quantum resonances

In Sec. 4 we have seen that the classical systems possess invariant subsystems of one degree of freedom less than the full system contained in the respective phase space bottlenecks. These systems which form the transition states were given by a one-dimensional billiard in a square well in the 2D case and the invariant elliptic billiard in the 3D case. The Heisenberg uncertainty relation rules out the existence of analogous invariant subsystems in the corresponding quantum mechanical problems. In fact, a wavepacket initialised on such an invariant subsystem will decay exponentially fast in time. This exponential decay is described by the resonances [8].

The resonances can be formally defined as the poles of the meromorphic continuation of the transmission probabilities to the lower half of the complex energy plane. A semiclassical approximation of the resonances can thus be obtained from the poles of the expressions of the transmission probabilities we have given in (89) (for the 2D case) and (103) (for the 3D case). This leads to the complex EBK type quantization condition for the tunnel integrals θ defined in (90) or (104) given by

$$\theta = i\pi\hbar(2n_\lambda + 1), n_\lambda \in \mathbb{N}_0, \quad (127)$$

or equivalently

$$I_\xi = -i\hbar(n_\lambda + \frac{1}{2}), n_\lambda \in \mathbb{N}_0, \quad (128)$$

(see Equations (91) and (105).) In the following we study this semiclassical approach to the computation of resonances and compare it with a numerical computation of the exact resonances based on the complex scaling method.

6.1 The 2D system

6.1.1 Semiclassical computation of resonances

We at first compute the resonances semiclassically. To this end we have to simultaneously solve the (standard) EBK quantization condition (93), i.e.

$$\tilde{I}_\zeta = \hbar(n_\zeta + \frac{1}{4}(3 - \pi_y)), \quad n_\zeta \in \mathbb{N}_0, \quad (129)$$

in combination with the complex EBK quantization condition (128) which rewritten in terms of the action \tilde{I}_ξ of the symmetry reduced system defined in (57) gives

$$\tilde{I}_\xi = -i\hbar(n_\xi + \frac{1}{4}(2 - \pi_x)), \quad n_\xi \in \mathbb{N}_0. \quad (130)$$

As we will see below when discussing the numerically exact resonances this quantization condition decomposes the resonance states with respect to their parity π_x . Note that similar to the semiclassical computation of the cumulative reaction probability in Sec. 5.1.1 we assume that the type of motion T_1 also plays no role for the computation of the resonances. Otherwise (129) would have to be replaced by a uniform quantization condition which interpolates between T_1 and T_2 , i.e. across $s_2^2 = 1$ (see Sec.4.1). This assumption is justified by the fact that the resonances are associated with the activated complex consisting of the classically invariant billiard in the one-dimensional square well potential which has $s_2^2 = a^2$, and the resonances can be expected to have values s_2^2 near a^2 and hence stay away from $s_2^2 = 1$. We will see that this assumption is indeed fulfilled.

The solutions E and s_2^2 of the quantization conditions (129) and (130) are complex valued. The integration paths γ_ζ and γ_ξ defining I_ζ and I_ξ in (55) and (56) therefore have to be continued accordingly into the complex plane (see Fig. 9)(c). They can be found numerically using a standard Newton procedure. To this end one has to decompose (129) and (130) with respect to their real and imaginary parts which leads to a four-dimensional Newton procedure. We note that this procedure is less robust than in the real case in Sec. 5.1.1. In particular, the procedure struggles when the energies E are close to the imaginary axis. For fixed quantum number n_ζ and parity π_y we find the resonances by starting near to, but not at, the corresponding “opening” tick on the real energy axis of Fig. 14 and by smoothly moving the parameter s_2^2 into the complex plane. We then go through the grid $(n_\xi, \pi_x) \in \mathbb{N}_0 \times \{-1, 1\}$. We give a list of the resulting complex energies E and separation constants s_2^2 in Tab. 2.

n_ζ	n_ξ	π_y	π_x	E_{qm}	$s_{2,\text{qm}}^2$	E_{sc}	$s_{2,\text{sc}}^2$	ΔE
0	0	+	+	1.1525 - i0.3548	4.6850 + i1.4005	1.1891 - i0.3760	4.7356 + i1.3858	3.42
0	0	+	-	0.8269 - i1.0267	2.8677 + i3.3911	0.8295 - i1.0807	2.9113 + i3.3371	3.35
0	0	-	+	4.8468 - i0.7422	4.9205 + i0.7090	4.8902 - i0.7549	4.9331 + i0.7070	0.91
0	0	-	-	4.5011 - i2.2053	4.4057 + i2.0161	4.5330 - i2.2413	4.4171 + i2.0098	0.89
1	0	+	+	11.0135 - i1.1243	4.9646 + i0.4737	11.0587 - i1.1332	4.9702 + i0.4731	0.41
1	0	+	-	10.6624 - i3.3580	4.7303 + i1.3877	10.7019 - i3.3839	4.7356 + i1.3858	0.41
1	0	-	+	19.6487 - i1.5045	4.9801 + i0.3555	19.6946 - i1.5113	4.9832 + i0.3553	0.23
1	0	-	-	19.2954 - i4.5021	4.8472 + i1.0525	19.3379 - i4.5222	4.8502 + i1.0517	0.23
2	0	+	+	30.7517 - i1.8838	4.9872 + i0.2845	30.7979 - i1.8893	4.9893 + i0.2844	0.15
2	0	+	-	30.3972 - i5.6423	4.9018 + i0.8463	30.4413 - i5.6586	4.9038 + i0.8459	0.15
2	0	-	+	44.3222 - i2.2627	4.9911 + i0.2372	44.3686 - i2.2673	4.9925 + i0.2371	0.11
2	0	-	-	43.9671 - i6.7805	4.9317 + i0.7072	44.0120 - i6.7942	4.9331 + i0.7070	0.1

Table 2: The exact resonances ($E_{\text{qm}}, s_{2,\text{qm}}^2$) and the semiclassical resonances ($E_{\text{sc}}, s_{2,\text{sc}}^2$) of the 2D system for $\text{Re } E < 50$ and $\{n_\xi, \pi_x\} = \{0, \pm\}$ (the first two families of resonances). The relative error $\Delta E = (|E_{\text{sc}}| - |E_{\text{qm}}|)/|E_{\text{qm}}|$ is given in percent. ($\hbar = 1, m = 1$.)

6.1.2 Exact computation of resonances

We compute the (numerically) exact resonances from the complex scaling method [42, 43]. The main idea here is to turn the wavefunctions which are associated

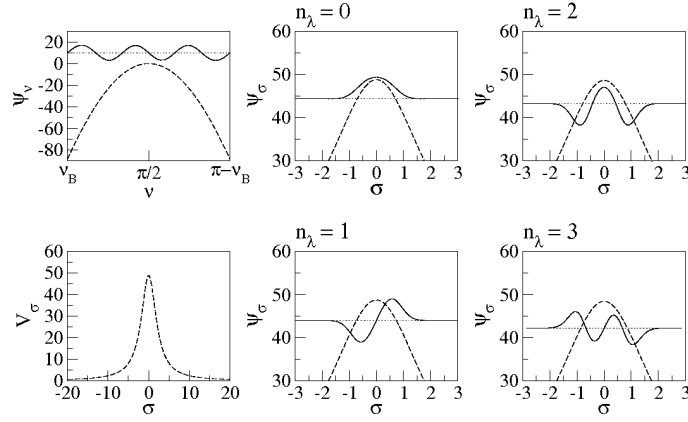


Figure 18: Real parts of the separated resonance wavefunctions (solid lines) of the four states $|n_\zeta, n_\xi; \pi_y, \pi_x\rangle$ with $n_\zeta = 2$, $n_\xi \in \{0, 1\}$, $\pi_y = -$, and $\pi_x = \pm$. For fixed $\{n_\zeta, \pi_y\}$ (and hence fixed n_ν), and different n_ξ and π_x , the wavefunctions ψ_ν are qualitatively the same (upper left panel). For increasing n_λ , the four right hand panels show the increase in the number of nodes of the separated wavefunction in the reaction coordinate σ . The dashed lines are the real parts of the corresponding effective potentials $V_{\hat{s},\text{eff}}(\hat{s})$, $\hat{s} \in \{\nu, \lambda\}$. We add the real parts of the effective energies $E_{\hat{s},\text{eff}}$ (dotted lines) to the amplitude of the wavefunctions to visualize their energies relative the height of the potential barrier. The bottom left panel is the real part of a sample effective potentials $V_{\sigma,\text{eff}}$ over a larger σ interval.

with the resonances and exponentially divergent when the reaction coordinate goes to infinity into square integrable functions by a complex scaling of the reaction coordinate. In our case the reaction coordinate is given by ξ , or equivalently λ . In order to apply the complex scaling method we at first transform the λ component of the separated Helmholtz equation (see (17)),

$$-\frac{\hbar^2}{2m} \frac{d^2 \psi_\lambda}{d\lambda^2} = E (\cosh \lambda^2 - s_2^2) \psi_\lambda. \quad (131)$$

The goal of the transformation is to get a wave equation which no longer involves an exponentially decreasing potential which would cause problems in the complex scaling method. This can be achieved by rewriting (131) in terms of

$$\sigma(\lambda) = a \sinh \lambda \quad (132)$$

and the scaled wavefunction ψ_σ defined by

$$\psi_\lambda(\lambda) = \frac{\psi_\sigma(\sigma)}{\sqrt{d\sigma/d\lambda}} = \frac{\psi_\sigma(\sigma)}{(\sigma^2 + a^2)^{1/4}}. \quad (133)$$

This gives

$$-\frac{\hbar^2}{2m} \frac{d^2 \psi_\sigma}{d\sigma^2} = (E_{\sigma,\text{eff}} - V_{\sigma,\text{eff}}) \psi_\sigma, \quad (134)$$

with the effective energy and potential given by

$$E_{\sigma,\text{eff}}(\sigma) = E, \quad (135)$$

$$V_{\sigma,\text{eff}}(\sigma) = \frac{E s_2^2 + \frac{\hbar^2}{4m}}{\sigma^2 + a^2} - \frac{\hbar^2}{2m} \frac{3\sigma^2}{4(\sigma^2 + a^2)^2}, \quad (136)$$

respectively. As opposed to the effective potential in (131), the potential $V_{\sigma,\text{eff}}$ goes to zero as $|\sigma| \rightarrow \infty$, and accordingly, for real E and s_2^2 , the wave function ψ_σ is a plane wave as $\sigma \rightarrow \infty$. In fact, in terms of the original Cartesian coordinates (x, y) the solutions have to become plane waves for $|x| \rightarrow \infty$. From (8) and noting that $\xi = a \cosh(\lambda)$ we see that $\sigma = a \sinh(\lambda)$ is proportional to x and this is the motivation for the transformation (132). The scaling of the wavefunction (133) is performed in order to again obtain a system of type ‘kinetic-plus-potential’.

In order to compute the resonances we substitute σ in (134) with $\sigma e^{i\alpha}$. Upon this scaling the outgoing plane waves become asymptotically decreasing as $\sigma \rightarrow \infty$ provided that $\alpha > -\arg(E)$.

We implement the complex scaling method numerically using a shooting method. To this end we choose a suitably large but finite value σ_∞ at which we require the scaled wave function ψ_σ to vanish. The other boundary condition on ψ_σ is given by $\psi_\sigma(0) = 0$, $\psi'_\sigma(0) = 1$ if $\pi_x = -$, and $\psi_\sigma(0) = 1$, $\psi'_\sigma(0) = 0$ if $\pi_x = +$. The boundary conditions for ψ_ζ are the same as for the scattering states in Sec. 5.1.1. In order to implement the complex scaling method we decompose the two equations into their real and imaginary parts. This then leads to a (real) four-dimensional Newton procedure on the complex two dimensional $E - s_2^2$ plane. As the starting values we use the semiclassical values for the resonances obtained as described above in Sec. 6.1.1. We note that the complex scaling method is quite sensitive with respect to the choice of σ_∞ and the scaling angle

α . Like in the semiclassical computation this is particularly true for values of the energy near the imaginary axis. For the scaling used in these systems a “suitable” value for σ_∞ ranges from ≈ 1 for resonances with $\text{Re}(E) \approx 500$ to ≈ 5 for resonances with $\text{Re}(E) \approx 3$. An inappropriate value leads to apparent but false convergence. In Tab. 2 the exact resonances computed this way are compared to the corresponding semiclassical values. The relative error reaches its maximum value of about 5 percent at the first state $|0, 0; +, +\rangle$. The relative error shrinks rapidly for larger real parts of the resonance energies.

As shown in Fig. 14 the resonance energies (resp. the corresponding wavenumbers) form a grid in the complex energy (resp. wavenumber) plane. The grid sites can be labeled by the quantum numbers n_ζ and n_ξ and the parities π_x and π_y . As also shown in Fig. 14 each step of the cumulative reaction probability is associated with one ‘string’ of resonances of fixed n_ζ and π_y . We note that interestingly the values of s_2^2 are located along a smooth line in the complex s_2^2 plane. This can be understood semiclassically from taking the quotient of the EBK quantized actions I_ξ and I_ζ whose integrals both scale with \sqrt{E} , and hence leads to the energy independent condition

$$-\frac{n_\xi + \frac{1}{4}(2 - \pi_x)}{n_\zeta + \frac{1}{4}(3 - \pi_y)} = \frac{\int_{\gamma_\xi} (z - s_2^2) \frac{dz}{w}}{\int_{\gamma_\zeta} (z - s_2^2) \frac{dz}{w}} \quad (137)$$

on s_2^2 .

In Fig. 18 we present the separated wavefunctions ψ_ν and ψ_σ for a selection of resonances. We see that the scaled wavefunction obey the boundary conditions determined by the parities π_x and π_y and the exponential decay as $\sigma \rightarrow \infty$, and also have the expected number of nodes determined by the quantum numbers n_ζ and n_ξ .

For a selection of resonances, the total density of position given by

$$|\psi(\nu, \lambda)|^2 = |\psi_\nu(\nu)\psi_\lambda(\lambda)|^2 \quad (138)$$

is shown in Fig. 19. Note that there are no nodal lines other than the coordinate axes for states with negative parities. This is due to the complex valuedness of the energy E and the separation constant s_2^2 for these states. In particular sections of these plots along the bottleneck $x = 0$ (which would give the 2D analogue of Fig. 21 in the 3D case) would lead to densities that are greater than zero at every $y \in (-1, 1)$ apart from a possible zero at $y = 0$ if $\pi_y = -$.

6.2 The 3D system

6.2.1 Semiclassical computation of resonances

In the 3D case we combine the complex EBK quantization condition (128) which we write in terms of the symmetry reduced action \tilde{I}_ξ analogously to (130) with the uniform quantization conditions (112). The resulting set of equations

$$\tilde{I}_\zeta = (n_\zeta + \frac{\alpha_\zeta}{4})\hbar, \quad \tilde{I}_\eta = (n_\eta + \frac{\alpha_\eta}{4})\hbar, \quad \tilde{I}_\xi = -i(n_\xi + \frac{1}{4}(2 - \pi_x))\hbar, \quad (139)$$

where $n_\zeta, n_\eta, n_\xi \in \mathbb{N}_0$, and α_ν and α_μ are defined in (113) and (114), can again be solved by a Newton procedure on the (real) six-dimensional space of complex

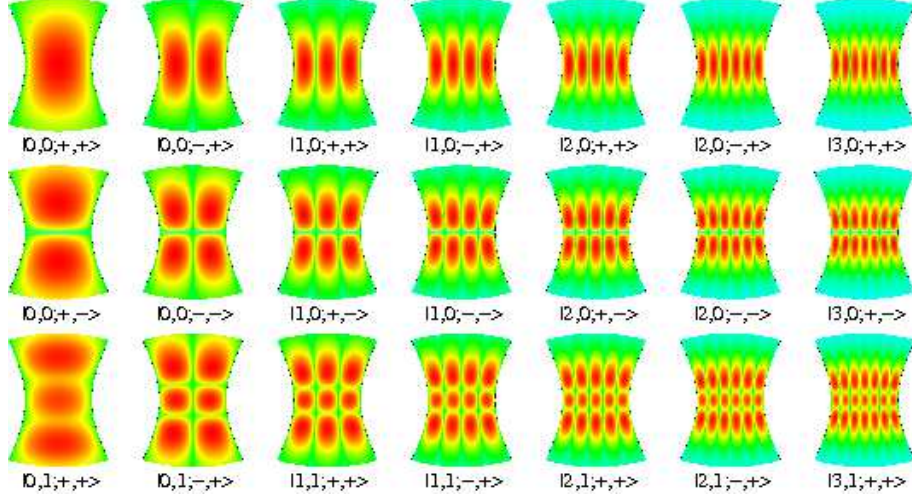


Figure 19: Two-dimensional contourplots of the densities of position in the $x-y$ plane for all the resonance wavefunctions (138) of the 2D system, with $a^2 = 5$, for all the resonance states shown in Fig. 14. Light blue corresponds to low probability, red corresponds to high probability.

s_1^2 , s_2^2 and E . To this end the integration paths defining the integrals that enter the quantization conditions (139) have to be continued into the complex plane as shown in Fig. 13(d,e). We label the resulting resonance modes by the Dirac kets $|n_\zeta, n_\eta, n_\xi; \pi_y, \pi_z, \pi_x\rangle$. For fixed quantum numbers n_ζ, n_η and parities π_y, π_z we find the resonances by starting near to, but not at, the corresponding “opening” tick on the real energy axis of Fig. 15 and by smoothly moving the parameter s_2^2 into the complex plane. We then go through the grid $(n_\xi, \pi_x) \in \mathbb{N}_0 \times \{-1, 1\}$. As with the 2D case, special care has to be taken of resonances which have energies close to the imaginary axis. We give a list of semiclassically computed resonances in Tab. 3.

6.2.2 Exact computation of resonances

For the computation of the exact quantum resonances using the complex scaling method we again transform the λ component of the separated wave equation (see (35))

$$-\frac{\hbar^2}{2m} \frac{d^2 \psi_\lambda}{d\lambda^2} = \frac{E}{a^2} (\xi^4(\lambda) - 2k\xi^2(\lambda) + l) \psi_\lambda. \quad (140)$$

We are now looking for a transformation of λ and ψ_λ analogous to (132) and (133) in the 2D case which yields a system of type ‘kinetic-plus-potential’ with the potential going to zero at infinity. In the 3D case this can be achieved by setting

$$\sigma(\lambda) = aq' \operatorname{tn}(\lambda, q) = aq' \frac{\operatorname{sn}(\lambda, q)}{\operatorname{cn}(\lambda, q)} \quad (141)$$

and

$$\psi_\lambda(\lambda) = \frac{\psi_\sigma(\sigma)}{\sqrt{d\sigma/d\lambda}} = \sqrt{\frac{a}{q'}} \frac{\psi_\sigma(\sigma)}{((\sigma^2 + a^2)(q'^2 \sigma^2 + a^2))^{1/4}}, \quad (142)$$

n_ζ	n_η	n_ξ	π_y	π_z	π_x	E_{qm}	k_{qm}	l_{qm}	E_{sc}	k_{sc}	l_{sc}	ΔE
0	0	0	+	+	+	3.1688 - i0.5835	2.4498 + i0.4141	0.4408 + i0.0771	2.9886 - i0.5942	2.5052 + i0.4454	0.5802 + i0.1081	5.4
0	0	0	+	+	-	2.8348 - i1.7219	2.0997 + i1.1533	0.3756 + i0.2147	2.6279 - i1.7526	2.0976 + i1.2224	0.4814 + i0.2966	4.8
0	0	0	-	+	+	7.7066 - i0.9376	2.5633 + i0.2801	1.0338 + i0.1196	7.5633 - i0.9414	2.5844 + i0.2860	1.0528 + i0.1237	1.8
0	0	0	-	+	-	7.3521 - i2.7939	2.4011 + i0.8131	0.9646 + i0.3473	7.2031 - i2.8049	2.4139 + i0.8284	0.9790 + i0.3584	1.7
0	0	0	+	-	+	8.6233 - i0.9976	2.5145 + i0.2627	0.5052 + i0.0566	8.4030 - i0.9971	2.5386 + i0.2689	0.5767 + i0.0661	2.5
0	0	0	+	-	-	8.2655 - i2.9751	2.3693 + i0.7649	0.4739 + i0.1647	8.0398 - i2.9732	2.3853 + i0.7815	0.5391 + i0.1921	2.4
1	0	0	+	+	+	14.2036 - i1.2881	2.6094 + i0.2104	1.3141 + i0.1140	14.0702 - i1.2859	2.6202 + i0.2116	1.3142 + i0.1147	0.93
1	0	0	+	+	-	13.8402 - i3.8499	2.5176 + i0.6197	1.2643 + i0.3359	13.7074 - i3.8435	2.5266 + i0.6231	1.2634 + i0.3376	0.90
0	0	0	-	-	+	14.7294 - i1.3158	2.5926 + i0.2060	1.1386 + i0.0981	14.6744 - i1.3161	2.6009 + i0.2065	1.1176 + i0.0963	0.37
0	0	0	-	-	-	14.3639 - i3.9332	2.5040 + i0.6072	1.0964 + i0.2892	14.3106 - i3.9344	2.5112 + i0.6083	1.0757 + i0.2837	0.34
0	1	0	+	+	+	17.5729 - i1.4364	2.5143 + i0.1856	0.3219 + i0.0250	17.3973 - i1.4300	2.5255 + i0.1865	0.3476 + i0.0270	1.0
0	1	0	+	+	-	17.2100 - i4.2966	2.4407 + i0.5486	0.3120 + i0.0738	17.0367 - i4.2775	2.4507 + i0.5510	0.3368 + i0.0799	0.97
.
.
7	3	0	+	+	+	514.6176 - i7.8748	2.6479 + i0.0357	1.4856 + i0.0219	514.4407 - i7.7908	2.6483 + i0.0353	1.4858 + i0.0217	0.04
7	3	0	+	+	-	514.2416 - i23.6217	2.6453 + i0.1069	1.4840 + i0.0656	514.0764 - i23.3700	2.6457 + i0.1058	1.4842 + i0.0650	0.03
6	3	0	-	-	+	514.6179 - i7.8748	2.6479 + i0.0357	1.4856 + i0.0219	514.4407 - i7.7908	2.6483 + i0.0353	1.4858 + i0.0217	0.04
6	3	0	-	-	-	514.2419 - i23.6217	2.6453 + i0.1069	1.4840 + i0.0656	514.0764 - i23.3701	2.6457 + i0.1058	1.4842 + i0.0650	0.04
8	2	0	-	+	+	514.8034 - i7.9062	2.6919 + i0.0360	1.9256 + i0.0287	514.5142 - i7.8196	2.6923 + i0.0356	1.9263 + i0.0284	0.06
8	2	0	-	+	-	514.4227 - i23.7160	2.6893 + i0.1080	1.9234 + i0.0859	514.1450 - i23.4562	2.6897 + i0.1069	1.9242 + i0.0851	0.06
8	2	0	+	-	+	514.8034 - i7.9062	2.6919 + i0.0360	1.9256 + i0.0287	514.5142 - i7.8196	2.6923 + i0.0356	1.9263 + i0.0284	0.06
8	2	0	+	-	-	514.4227 - i23.7160	2.6893 + i0.1080	1.9234 + i0.0859	514.1450 - i23.4562	2.6897 + i0.1069	1.9242 + i0.0851	0.06
2	7	0	+	+	+	515.1296 - i7.8539	2.5566 + i0.0349	0.5719 + i0.0083	514.9221 - i7.7729	2.5570 + i0.0346	0.5730 + i0.0082	0.04
2	7	0	+	+	-	514.7588 - i23.5592	2.5540 + i0.1047	0.5713 + i0.0249	514.5623 - i23.3165	2.5544 + i0.1036	0.5723 + i0.0246	0.04
4	5	0	-	+	+	518.0938 - i7.8509	2.5998 + i0.0351	1.0038 + i0.0143	518.0400 - i7.7650	2.6000 + i0.0348	1.0033 + i0.0141	0.01
4	5	0	-	+	-	517.7245 - i23.5502	2.5972 + i0.1053	1.0028 + i0.0429	517.6817 - i23.2929	2.5974 + i0.1042	1.0022 + i0.0423	0.03
0	8	0	+	-	+	519.5687 - i7.8903	2.5062 + i0.0344	0.0680 + i0.0010	519.4248 - i7.8110	2.5066 + i0.0340	0.0688 + i0.0010	0.01
0	8	0	+	-	-	519.1991 - i23.6686	2.5036 + i0.1031	0.0680 + i0.0030	519.0642 - i23.4308	2.5040 + i0.1021	0.0687 + i0.0030	0.03

Table 3: The quantum mechanical complex eigenvalues $\{E_{qm}, k_{qm}, l_{qm}\}$ and the semiclassical complex eigenvalues $\{E_{sc}, k_{sc}, l_{sc}\}$ of the 3D asymmetric hyperboloidal billiard for the ranges $\text{Re}(E) < 20$ and $500 < \text{Re}(E) < 520$ and for $\{n_\xi, \pi_x\} = \{0, \pm\}$ (the first two families of resonances). The relative error $\Delta E = (|E_{qm}| - |E_{sc}|)/|E_{qm}|$ is given in percent. ($\hbar = 1$, $m = 1$.)

where the modulus of the elliptic functions is again given by $q = c/a$ and $q' = (1 - q^2)^{1/2}$. This leads to the new wave equation

$$-\frac{\hbar^2}{2m} \frac{d^2 \psi_\sigma}{d\sigma^2} = (E_{\sigma,\text{eff}} - V_{\sigma,\text{eff}}) \psi_\sigma, \quad (143)$$

with the effective energy and potential given by

$$\begin{aligned} E_{\sigma,\text{eff}} &= E, \\ V_{\sigma,\text{eff}}(\sigma) &= \frac{E[(2k - a^2 q^2)(q'^2 \sigma^2 + a^2) - l]/q'^2 + \hbar^2(6q'^2 \sigma^2 + a^2 + q'^2)/4m}{(\sigma^2 + a^2)(q'^2 \sigma^2 + a^2)} \\ &\quad - \frac{\hbar^2}{2m} \frac{3(2q'^2 \sigma^3 + (a^2 + q'^2)\sigma)^2}{4(\sigma^2 + a^2)^2(q'^2 \sigma^2 + a^2)^2}, \end{aligned} \quad (144)$$

respectively.

As opposed to the effective potential in (140), the potential $V_{\sigma,\text{eff}}$ goes to zero as $|\sigma| \rightarrow \infty$, and accordingly, for real E , s_1^2 and s_2^2 , the wave function ψ_σ is a plane wave as $\sigma \rightarrow \infty$. In fact, in terms of the original Cartesian coordinates (x, y, z) the solutions have to become plane waves for $|x| \rightarrow \infty$. From (20) and noting that $\xi = a \operatorname{dn}(\lambda, q)/\operatorname{cn}(\lambda, q)$ we see that $\sigma = a q' \operatorname{tn}(\lambda, q)$ is proportional to x and this is the motivation for the transformation (141). The scaling of the wavefunction (142) is performed in order to again obtain a system of type ‘kinetic-plus-potential’.

Similarly to the 2D case, to compute the resonances we substitute σ in (143) with $\sigma e^{i\alpha}$. We have to solve the ζ and η components of the wave equation and the corresponding boundary conditions described in Sec. 5.2.1 in combination with the equation for ψ_σ in (143) with the boundary conditions at zero determined by the parity π_x and $\psi_\sigma(\sigma) \rightarrow 0$ as $|\sigma| \rightarrow \infty$ (see the analogous conditions for the 2D case in Sec. 6.1.2). In our numerical procedure, which consists of a shooting method like in the 2D case, we again choose a sufficiently large σ_∞ at which we require $\psi_\sigma(\sigma_\infty) = 0$. Decomposing all equations with respect to their real and imaginary parts the shooting method results in a (real) six-dimensional Newton procedure acting on the complex three-dimensional plane $E - s_1^2 - s_2^2$ (or equivalently $E - k - l$). Using the semiclassical values from the previous section as the starting values the shooting method always converges to the expected resonance state. Like in the 2D case, special care has to be taken of those resonance states of energy close the imaginary axis. In Tab. 3 the exact resonances are compared to the semiclassically computed resonances. The relative error of the semiclassical complex energy eigenvalues reaches its maximum value of about 5 percent for the first state $|0, 0, 0; +, +, +\rangle$. The relative error shrinks rapidly for larger resonance energies. Plotting the resonances in the complex energy (resp. wavenumber) plane in Fig. 15 we see that each string of resonances of fixed quantum numbers n_ζ and n_η , and parities π_y and π_z give rise to one step of the cumulative reaction probability. Since we have three quantum numbers for the 3D system (as opposed to the two quantum numbers in the 2D system) the resonances can be viewed to form the superposition of an infinite number of grids of the more regular type of grid found in the 2D system in Fig. 14.

From studying the separated transverse wavefunctions ψ_ν and ψ_μ one can see that their real and imaginary parts are similar, but not equal. Also for increasing quantum number n_λ these wavefunctions vary little (see Fig. 20.)

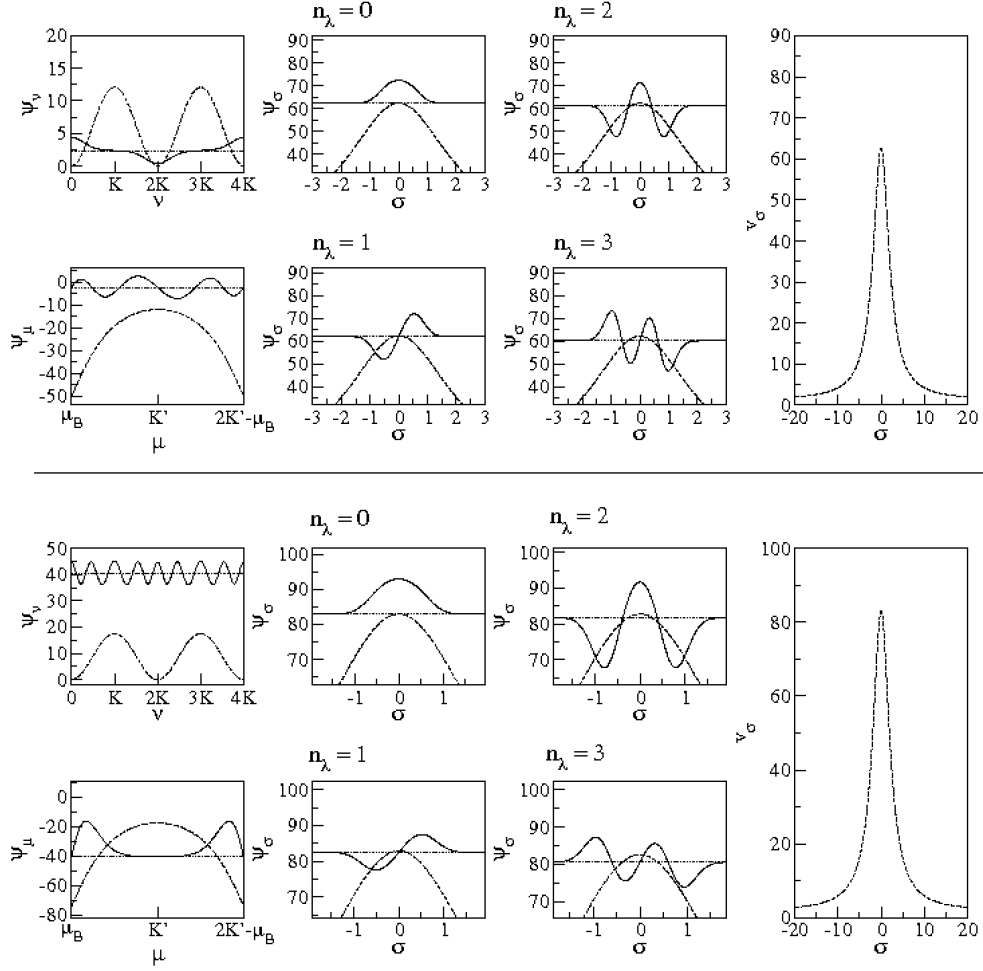


Figure 20: Real parts of the separated resonance wavefunctions (solid lines) of the eight states $|n_\zeta, n_\eta, n_\xi; \pi_y, \pi_z, \pi_x\rangle = |0, 2, \{0, 1\}; +, -, \pm\rangle$ (classically BB, upper panels) and $|n_\zeta, n_\eta, n_\xi; \pi_y, \pi_z, \pi_x\rangle = |4, 0, \{0, 1\}; +, +, \pm\rangle$ (classically WG, lower panels). For fixed $\{n_\zeta, n_\eta, \pi_y, \pi_z\}$ (and hence fixed $\{n_\nu, n_\mu\}$), ψ_ν and ψ_μ are the same (far left panels) whilst for increasing n_λ the center panels show the increase in nodes of the separated wavefunction in the reaction coordinate σ . The dashed lines are the real parts of the corresponding effective potentials $V_{\hat{s},\text{eff}}(\hat{s})$. The wavefunctions are plotted at the real part of the effective energies $E_{\hat{s},\text{eff}}$ (dotted lines). The two far right panels are the real parts of two sample effective potentials $V_{\sigma,\text{eff}}$ viewed at long range.

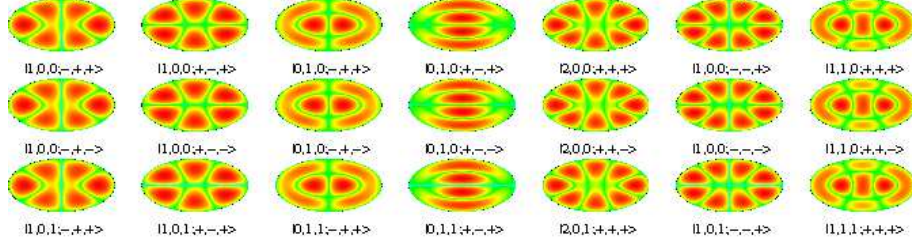


Figure 21: Probability contours in the section $x = 0$ of the wave functions of the resonance modes $|n_\zeta, n_\eta, n_\xi; \pi_y, \pi_z, \pi_x\rangle$. These correspond to the first three families of resonances associated with the steps labelled $|7\rangle$ to $|13\rangle$ in Fig. 15. For $\pi_x = -$ the ellipses shown here are actually nodal surfaces of the total wavefunction. The separated wavefunction ψ_ξ is therefore ignored for the purposes of this figure. Light blue corresponds to low probability, red corresponds to high probability. Only axis lines (i.e. the symmetry lines) are nodal.

However, the real and imaginary parts of ψ_ν and ψ_μ have their zeros at slightly different values of the respective coordinates ν and μ . Due to the complex valuedness of s_1^2 and s_2^2 the total wavefunctions do not have any nodal surfaces apart from the ones along the symmetry planes if the corresponding parity is negative. This can also be seen in Fig. 21, where we present the contours of the resonance wavefunctions as their intersections with the $y - z$ plane (ignoring the component ψ_λ of the total wave function which would lead to zero valued total wavefunctions when $\pi_x = -$). Note that these contours look quite different from the analogous contours for the scattering states in Fig. 17. In addition to the absence of nodal lines there is also (as to be expected) no clear distinction between whispering gallery and bouncing ball modes.

The total probability density is given by

$$|\psi(\nu, \mu, \lambda)|^2 = |\psi_\nu(\nu)\psi_\mu(\mu)\psi_\lambda(\lambda)|^2. \quad (145)$$

In order to compute the separated wavefunction $\psi_\lambda(\lambda)$ we use again the transformation (142) and the inverse of (141) which is given by the elliptic integral

$$\lambda(\sigma) = \text{tn}^{-1}(\sigma/aq', q) = \int_0^\sigma \frac{a}{\sqrt{(a^2 + x^2)(a^2q'^2 + x^2)}} dx. \quad (146)$$

In Fig. 22 we show the isosurfaces of (145) inside the hyperboloidal boundary for two examples of resonance states which further illustrates the absence of nodal surfaces (in addition to the Cartesian coordinate planes for negative parities).

7 Conclusions and Outlook

In this paper we demonstrated how ideas from transition state theory can be used to compute the classical and quantum mechanical transmission probabilities for transport through entropic barriers. For barriers associated with saddle points of the potential (and more generally saddle type equilibria of the Hamilton function) it has recently be shown that the transport through the

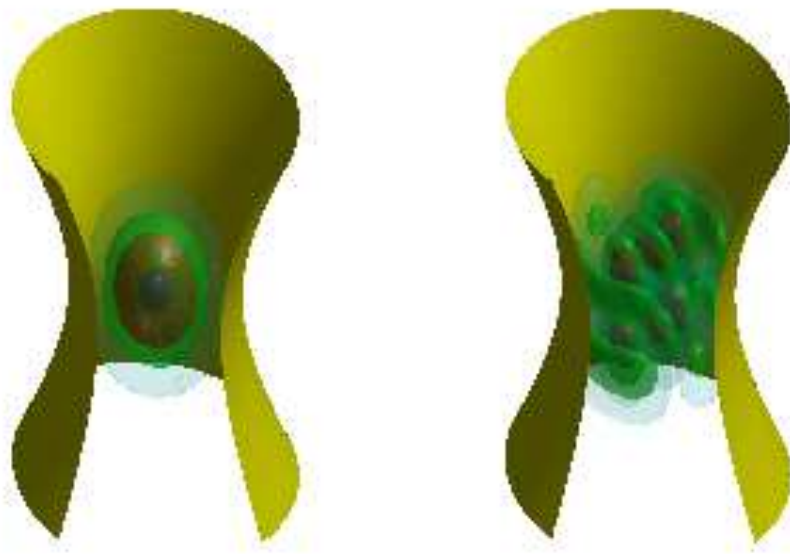


Figure 22: Three-dimensional contourplots of the probability densities of the wavefunctions of the 3D system, with parameters $c^2 = 0.2$ and $a^2 = 5$, for the two resonance states $|n_\zeta, n_\eta, n_\xi; \pi_y, \pi_z, \pi_x\rangle = |0, 0, 0; +, +, +\rangle$ (left) and $|n_\zeta, n_\eta, n_\xi; \pi_y, \pi_z, \pi_x\rangle = |1, 1, 0; +, +, -\rangle$ (right). The isosurfaces are $|\psi(\nu, \mu, \lambda)|^2 = 0.1$ (cyan), $|\psi(\nu, \mu, \lambda)|^2 = 0.3$ (green), $|\psi(\nu, \mu, \lambda)|^2 = 0.5$ (red) and $|\psi(\nu, \mu, \lambda)|^2 = 0.9$ (blue). Note that there are no nodal surfaces apart from the $y - z$ plane due to a negative parity π_x for the second state.

phase space bottlenecks induced by such saddle points are controlled by a set of phase space structures. In the present paper we identified the analogous phase space structures for potentialless barriers where the phase space bottlenecks are induced by hard wall constrictions. We focused on the special case of hyperboloidal constrictions in two and three dimensions for which the classical and quantum transmission problems are separable, and hence facilitate a very detailed, and to a large extent also analytical, study. For these systems, we showed that like in the case of smooth systems one can construct a dividing surface which has the property that it is crossed exactly once by reactive trajectories, and not crossed at all by nonreactive trajectories. This, like in the smooth case, leads to a rigorous realization of Wigner’s transition state theory, i.e. to an exact computation of the classical transmission probability from the (directional) flux through the dividing surface. Similarly the quantum cumulative reaction probability can be computed exactly from the quantum mechanical flux through the dividing surface. We showed that like in the case of smooth systems the dividing surface is linked to an unstable invariant subsystem with one degree of freedom less than the full system. In the context of chemical reactions such an invariant subsystem located between reactants and products is referred to as the *transition state* or the *activated complex*. For the 2D and 3D systems studied in this paper the transition states consist of the billiard in a one-dimensional square well and the billiard in an ellipse, respectively. Like in the smooth case the transition states in the hard wall constrictions have stable and unstable manifolds which have sufficient dimensionality to form separatrices which separate reactive trajectories from nonreactive trajectories and thus play a key role for the classical transmission problems.

Quantum mechanically the transition states manifest themselves on the one hand through a ‘quantization’ of the cumulative reaction probability and quantum resonances. The quantization of the cumulative reaction probability refers to the stepwise increase of the cumulative reaction probability as a function of energy each time a new state fits into the respective transition state. In fact, as discussed in some detail, the cumulative reaction probability is approximately given by the integrated density of states of the invariant subsystems associated with the transition states. For the quantum systems, the Heisenberg uncertainty relation excludes the existence of invariant subsystems analogous to the classical case. Instead a wavepacket initialised on the classically invariant subsystems will decay (exponentially fast) in time with the lifetimes being described by the resonances. We computed such resonances semiclassically from the poles of a meromorphic continuation of the semiclassical expression for the transmission probability to the lower half of the complex energy plane. We showed that this leads to a very good agreement with the results obtained from the numerical computation of the exact resonances from the complex scaling method. The separability of the systems yields an assignment of the resonances by quantum numbers. We showed that each string of resonances corresponding to fixed quantum numbers associated with the transverse degrees of freedoms gives rise to a step of unit size of the cumulative reaction probability. Despite of their separability, the systems studied in this paper display quite a rich variety of dynamics. In particular the transition state of the 3D system involves two different types of modes that we referred to as whispering gallery and bouncing ball modes. We showed that the energetic quasidegeneracy of the whispering gallery modes leads to steps in the cumulative reaction probability of effective

stepsize 2. Similarly the corresponding resonances are quasidegenerate with respect to their complex energies.

For many aspects of our study we heavily used the separability of the systems. We in particular presented a detailed study of the analytic nature of the integrals which enter the EBK and uniform semiclassical quantization schemes as action and tunnel integrals. We showed that all these integrals can be interpreted as Abelian integrals on an elliptic (2D system) or hyperelliptic (3D system) curve with branch points determined by the separation constants and the geometry parameters of the hyperboloidal constrictions. This interpretation led to a natural extension of the semiclassical quantization conditions of scattering states to quantization conditions for resonances states by complexifying the separation constants and integration paths.

Though the systems discussed in this paper are special due their separability many of the phase space structures found are expected to exist in systems with more general constrictions that lead to nonseparable dynamics. In particular, it is to be expected that the phase space structures associated with the transition states persist under (small) deformations of the hyperboloidal constrictions which (generically) would destroy the integrability of the systems. For smooth systems, this has been studied already in quite great detail. The phase space structures for such systems can, e.g., be practically determined from a normal form expansion about the saddle equilibrium points [4, 8]. For systems where the barriers are induced by hard wall constrictions the determination of the phase space structures associated with the transition state is more challenging in the generic nonseparable case. The best approach here seems to be the study of these structures in terms of a billiard map, i.e. a map resulting from taking snapshots of the billiard dynamics from one specular reflection to the next. For a 2D system the resulting map is a symplectic map from \mathbb{R}^2 to \mathbb{R}^2 , with the periodic orbit that forms the transition state in this case appearing as a hyperbolic fixed point of the map. There are well established methods for determining the fixed point and also (using methods based again on a normal form) for computing the stable and unstable manifolds of the fixed point. However, the situation is much more involved in the 3D case, where the resulting billiard map is a symplectic map from \mathbb{R}^4 to \mathbb{R}^4 . The transition state then forms a two-dimensional manifold in the domain and image of this map. Its stable and unstable manifolds are three-dimensional. Computing these manifolds in practice is quite difficult. This gives an interesting field for future studies.

Acknowledgements

The authors gratefully acknowledge financial support (doctoral training account) from the EPSRC.

References

- [1] B. Eckhardt, J. Phys. A 28 (1995) 3469.
- [2] G. Jacucci, M. Toller, G. DeLorenzi, C. P. Flynn, Phys. Rev. Lett. 52(4) (1984) 295–298.

- [3] S. Wiggins, L. Wiesenfeld, C. Jaffé, T. Uzer, *Phys. Rev. Lett.* 86 (2001) 5478.
- [4] T. Uzer, C. Jaffé, J. Palacián, P. Yanguas, S. Wiggins, *Nonlinearity* 15 (2002) 957.
- [5] H. Waalkens, A. Burbanks, S. Wiggins, *Mon. Not. R. Astron. Soc.* 361 (2005) 763–775.
- [6] C. Jaffé, S. D. Ross, M. W. Lo, J. Marsden, D. Farrelly, T. Uzer, *Phys. Rev. Lett.* 89(1) (2002) 011101.
- [7] E. Pollak, P. Talkner, *Chaos* 15 (2005) 026116.
- [8] H. Waalkens, R. Schubert, S. Wiggins, *Nonlinearity* 21 (1) (2008) R1–R118.
- [9] S. Wiggins, *Normally hyperbolic invariant manifolds in dynamical systems*, Springer-Verlag, 1994.
- [10] R. T. Skodje, X. M. Yang, *International Reviews in Physical Chemistry* 23(2) (2004) 253–287.
- [11] E. R. Lovejoy, C. B. Moore, *J. Chem. Phys.* 98 (10) (1993) 7846–7854.
- [12] B. J. van Wees, H. van Houten, C. W. J. Beenakker, J. G. Williamson, L. P. Kouwenhoven, D. van der Marel, C. T. Foxon, *Phys. Rev. Lett.* 60 (1988) 848.
- [13] D. A. Wharam, T. J. Thornton, R. Newbury, M. Pepper, H. Ahmed, J. E. F. Frost, D. G. Hasko, D. C. Peacock, D. A. Ritchie, G. A. Jones, *J. Phys. C* 21 (1988) L209.
- [14] L. Olesen, E. Lægsgaard, I. Stensgaard, F. Besenbacher, J. Schiøtz, P. Stoltze, K. W. Jacobsen, J. K. Nørskov, *J. Phys. C* 72 (1994) 2251.
- [15] L. M. Krans, J. M. van Ruitenbeek, V. V. Fisun, I. K. Yanson, L. J. de Jongh, *Nature* 375 (1995) 767.
- [16] R. Schubert, H. Waalkens, S. Wiggins, *Phys. Rev. Lett.* 96 (2006) 218302.
- [17] N. Whelan, *Phys. Rev. E* 51 (1994) 3778.
- [18] M. Yosefin, M. Kaveh, *Phys. Rev. Lett.* 64 (1990) 2819.
- [19] J. J. Torres, J. A. Pascual and J. I. Sáenz, *Phys. Rev. B* 49 (1994) 16581.
- [20] H. Waalkens, *Phys. Rev. B* 71 (2005) 035335.
- [21] P. Morse, H. Feshbach, *Methods of Theoretical Physics*, McGraw-Hill, New York, 1953.
- [22] H. Waalkens, J. Wiersig, H. R. Dullin, *Ann. Phys. (NY)* 276 (1999) 64.
- [23] H. Waalkens, J. Wiersig, H. R. Dullin, *Ann. Phys. (NY)* 260 (1997) 50.
- [24] I. S. Gradshteyn, I. M. Ryzhik, *Tables of Integrals, Series, and Products*, Academic Press, New York, 1965.

- [25] V. I. Arnold, *Mathematical Methods of Classical Mechanics*, Vol. 60 of Graduate Texts in Mathematics, Springer, New York, Heidelberg, Berlin, 1978.
- [26] H. Waalkens, A. Burbanks, S. Wiggins, *J. Chem. Phys.* 121 (13) (2004) 6207–6225.
- [27] S. Wiggins, L. Wiesenfeld, C. Jaffé, T. Uzer, *Phys. Rev. Lett.* 86 (2001) 5478–5481.
- [28] P. F. Byrd, M. D. Friedman, *Handbook of Elliptic Integrals for Engineers and Physicists*, Springer, 1971.
- [29] N. Evans, *Phys. Rev. A* 41 (10) (1990) 5666–5676.
- [30] W. H. Miller, *J. Phys. Chem. A* 102 (5) (1998) 793–806.
- [31] R. Landauer, *IBM J. Res. Dev.* 49 (1957) 223.
- [32] R. Landauer, *Philos. Mag.* 21 (1970) 863.
- [33] M. Büttiker, in: M. Reed (Ed.), *Nanostructured Systems*, Academic Press, New York, 1992, p. 191.
- [34] T. Yanao, K. Takatsuka, *J. Chem. Phys.* 33 (1960) 281–289.
- [35] W. H. Miller, S. D. Schwartz, J. W. Tromp, *J. Chem. Phys.* 79 (1983) 4889–4898.
- [36] M. V. Berry, K. E. Mount, *Rep. Prog. Phys.* 35 (1972) 315.
- [37] W. H. Press, B. P. Flannery, S. A. Teukolsky, W. T. Vetterling, *Numerical Recipes in C. The Art of Scientific Computing.*, Cambridge, 1988.
- [38] R. S. MacKay, *Phys. Lett. A* 145 (1990) 425–427.
- [39] R. S. MacKay, *Nonlinearity* 4 (1991) 155–157.
- [40] H. Waalkens, S. Wiggins, *J. Phys. A* 37 (2004) L435–L445.
- [41] H. P. Baltes, E. R. Hilf, *Spectra of Finite Systems*, BI Wissenschaftsverlag, Mannheim, 1976.
- [42] B. Simon, *Phys. Lett. A* 71 (1979) 211–214.
- [43] N. Moiseyev, *Phys. Rep.* 302 (1998) 211–293.